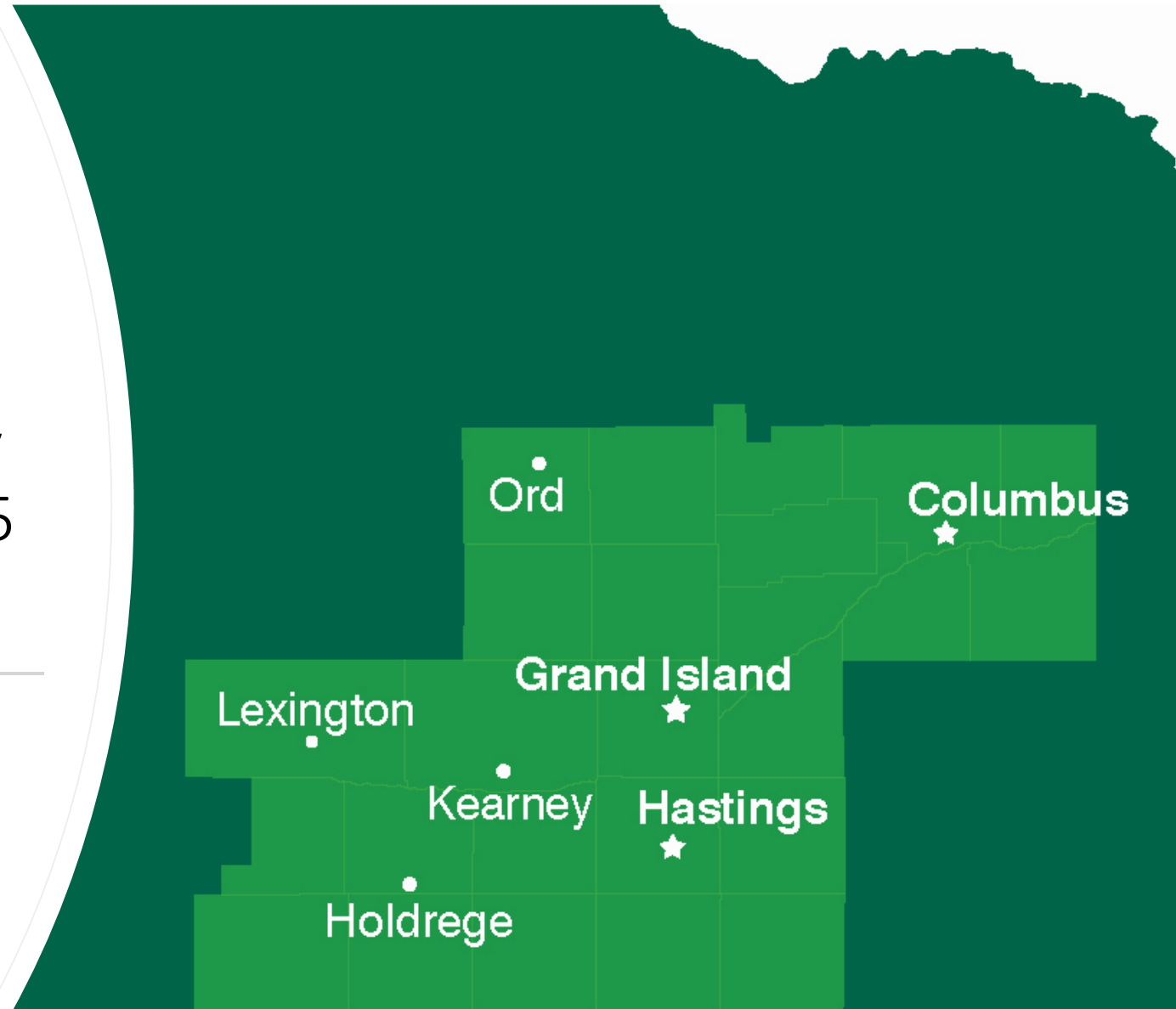


Central Community College Spring 2025 Updates

Matt Gotschall, PhD
January 2025 via WebEx



Thank you – A short list of Fall 2024 successes

- US Dept of Education Top 100 Community Colleges for Postsecondary Success Recognition,
- Aspen Institute's Top 150 Community Colleges in Nation (over 1000 in US),
- 2024 #1 Best for Vets Community College in Nebraska by *Military Times*,
- 2024 #2 Best for Vets Community College in the United States by *Military Times*,
- 2024 #1 Associate College in Energy category and #2 Community College in the United States for our overall AASHE Top Performer category by Advancement of Sustainability in Higher Education (AASHE),
- National Science Foundation grant to provide English Language Learning materials to students in Advanced Manufacturing/Molding,
- Heavy Equipment Operator 2024 alumni received recognition at the Commissions Excellence ceremony at the Nebraska State Capital for placing in national Skills USA contest,
- Several national grants continue with American Association of Community Colleges and corporate partners including: Microsoft, Google and Metallica,
- Several Nebraska-based scholarship/scholar programs including: Aksarben, Walter Scott Jr Career Scholars, JBS Scholars, Peter Kiewit Scholars, Susan T Buffett Scholars, Nebraska Career Scholarships, Nebraska Opportunity Scholarships, and Nebraska Gap Tuition Assistance.

A short list of Fall 2024 successes (continued)

- 2024 Partner of the Year recognition by Proteus Farmworkers Program,
- Groundbreaking of new welding facility in Grand Island and strong fundraising toward Hastings Automotive Building,
- New shotgun sports awards and national competition in women's volleyball, and esports and regional playoffs for women's soccer,
- Successful outdoor Shakespeare in the Park performances,
- Two Medical Lab Tech students won the 2024 JV Showdown Cellavision Cell Bowl,
- Ellucian international recognition on e-purchasing solution for higher ed,
- Open Houses at new Albion and Red Cloud Educational Hubs,
- Second annual Nebraska Apprenticeship Conference,
- Phase I of Raider Ready Program launched with Phase II Spring 25,
- 4th Annual Areawide Winter Commencement (largest number of attendees),
- Numerous 20, 25, 30, 35, and even a 50-year employee service award!

Nebraska Graduation Trends

Nebraska Institutions Conferring the Highest Number of Degrees and Other Awards (over 41 NE institutions public & private)

Rank	Institution	2022-2023	10-Year % change
1	University of Nebraska-Lincoln	5,841	15.7%
2	University of Nebraska at Omaha	3,460	13.5%
3	Bellevue University	2,809	- 8.1%
4	Central Community College	2,788	24.9%
5	Creighton University	2,423	15.2%
6	Metropolitan Community College	2,022	- 1.7%

CCPE 2024 Factual Look: Degrees and Other Awards (Nebraska Coordinating Commission)

Nebraska Graduation Trends

Nebraska Community Colleges Conferring the Highest Number of Degrees and Other Awards (22-23)

Rank	Institution	Number	1 Year (+/-)
1	Central Community College	2,788	+ 7.2 %
2	Metropolitan Community College	2,022	+10.9 %
3	Southeast Community College	1,398	+ 4.0 %
4	Northeast Community College	1,025	+ 9.3 %
5	Mid Plains Community College	379	- 4.8 %
6	<u>Western NE Community College</u>	<u>235</u>	<u>- 57.0 %</u>
	Total	7,847	+ 2.6 %

CCC Graduate Outcomes

General facts:

As per the recent Graduate Outcomes Report:

- 87% of graduates were employed full time or continuing education
- 94% of graduates working full-time remained in the CCC Service area
- 94% Satisfied/Very Satisfied employers with preparation of CCC graduates
- 49% of graduates were female and 51% male
- 26% of graduates were Hispanic/Latino
- The oldest graduate was age 76; youngest age 17

(2023-2024 Graduate Outcomes Report for 2021-22 grads)



CCC Graduate Outcomes

- Top, three-year-average earnings of 2021-2022 CCC graduates by program include:
 1. Mechatronics (\$35.78 per hour)
 2. Associate Degree in Nursing (\$32.07 per hour)
 3. Paramedicine (\$28.66 per hour)
 4. Dental Hygiene (\$26.69 per hour)
 5. Heavy Equipment Operator (\$26.22 per hour)
 6. Truck Driving (\$25.90)
 7. Heating, Air Conditioning & Refrigeration (\$25.14 per hour)
 8. Advanced Manufacturing Design Technology (\$24.24 per hour)

CCC Transcripts Sent Oct 2023-Sept 2024

- Top recipients of 4,676 CCC student transcripts sent in a year:

1.	Nebraska Dept of Education-Teacher Certification	860
2.	University of Nebraska – Lincoln	666
3.	University of Nebraska – Kearney	642
4.	University of Nebraska – Omaha	236
5.	Southeast Community College – NE	215
6.	Wayne State College – Wayne	206
7.	Northeast Community College – NE	170
8.	Bryan College of Health Sciences – Lincoln	113
9.	Chadron State College – Chadron	108
10.	Bellevue University – NE	93
11.	University of Nebraska Medical Center – NE	76
12.	Hastings College – Hastings	67

ACE Scholarships – Early College

- Access College Early Scholarships (ACE) are funded by the state of Nebraska to pay tuition and fees for low-income students to complete college coursework while still in high school. Funds allocated by the state are limited. According to the Nebraska Postsecondary Coordinating Commission's 2023-2024 ACE report, of the **nineteen** Nebraska colleges and universities participating, **CCC had**:
 - The largest number of scholarships (1,223)
 - The largest number of college credits earned (3,781)
 - The largest number of different schools working with CCC (60)
 - The largest number of different subject areas (38)
 - The second largest number of student recipients (574, behind UNO at 667)
 - The second largest number of Hispanic/Latino students (245, behind UNO)
 - The second largest number of female students (351, behind UNO)

As a whole ACE scholarship students average a college-continuation rate of **81.1% vs 48.5%** of low-income, non-scholarship students.

Apprenticeships

Central Community College became the FIRST Nebraska community college to become US Dept of Labor approved to award Adult Registered Apprenticeships (RAP). Active agreements include:

- Angus Burger/K/Hospitality & Culinary Arts
- Brown Construction/K/Construction
- Camaco/C/Mechatronics
- McCains/GI,K/Mechatronics
- Central Community College/A/IT Support & Admin Assistant
- Chief Fabrication/GI/Welding
- Chief Drafting/GI/Drafting
- Standard Iron/GI/Welding
- Colfax County Court/C/Office Manager
- Columbus Police Dept/C/Police Officer
- Columbus Hydraulics/C/Welding
- Gary Michaels Clothiers/H/Bookkeeper
- Mars/H/Mechatronics
- CNH Industrial/GI/Welding
- Distar/C/Welding
- Lindsay/C/Welding
- Valmont/C/Welding
- Flowserve/H/Welding
- Joy's Table/K/Hospitality & Culinary Arts
- Lavendar's Body Shop/Holdrege/Autobody & Auto
- Tom Dinsdale Automotive/H/Auto Mechanic
- Family Suite Learning Center/K/Early Childhood
- Krieger Electric/H/Electrician
- Thermo King /H/Welding
- Cruise & Associates/C/Bookkeeper
- Walter's Electric/K/Electrician

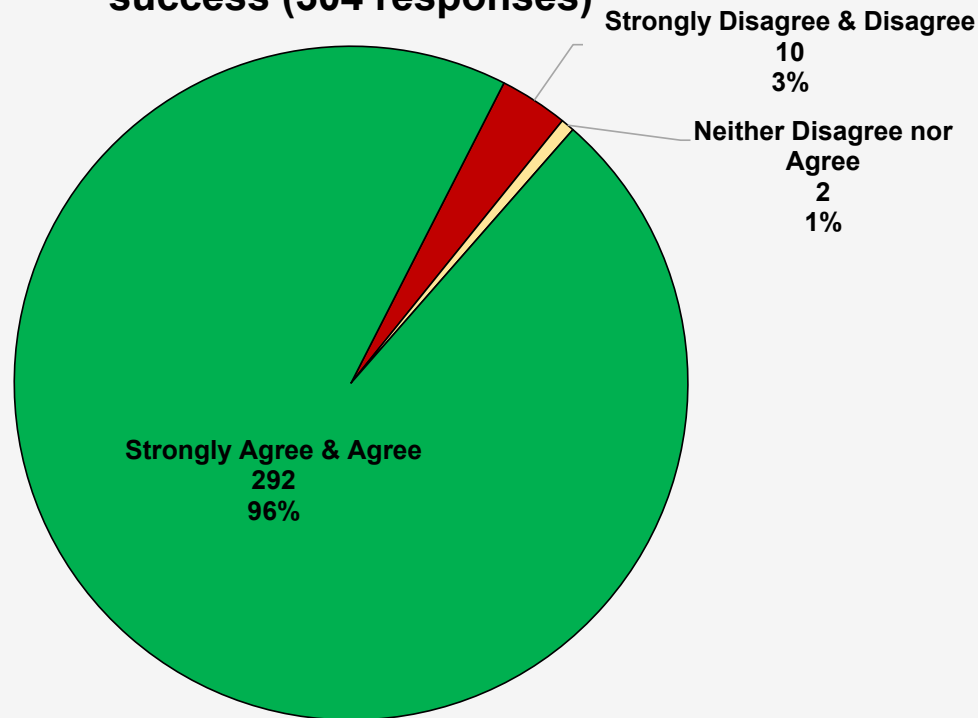
Fall 2024 Student Survey of Instruction Results

- Each semester 100% of enrolled students have the opportunity to evaluate 100% of their courses and 100% of their instructors. Here are the Fall 2024 results from 4,349 evaluations!
 - 98% Strongly agree or agree that materials were directly related to topics discussed in the course
 - 96% Strongly agree or agree that graded work reflects topics covered in course and materials
 - 96% Strongly agree or agree that the teacher/course materials were prepared and ready when expected
 - 94% Strongly agree or agree that course activities enhanced my learning
 - 94% Strongly agree or agree that the instructor demonstrated strong knowledge of the subject matter through class discussion/ answering questions
 - 93% Strongly agree or agree that instructors regularly responded to questions within 48 hours
 - 93% Strongly agree or agree that the course was well organized
 - 93% Strongly agree or agree that the course helped me see connections between its ideas and concepts and my field of study.
- Congratulations to **Outstanding Faculty** and support provided by Faculty Resource Center, Learning Support Services and Information Technology Departments!

2024 Employee Engagement Survey (Unofficial Results, Dec. 2024)

I believe that all CCC employees who work directly or indirectly with students can have an impact on student success (304 responses)

97%
Strongly agree,
Agree, or
Neutral

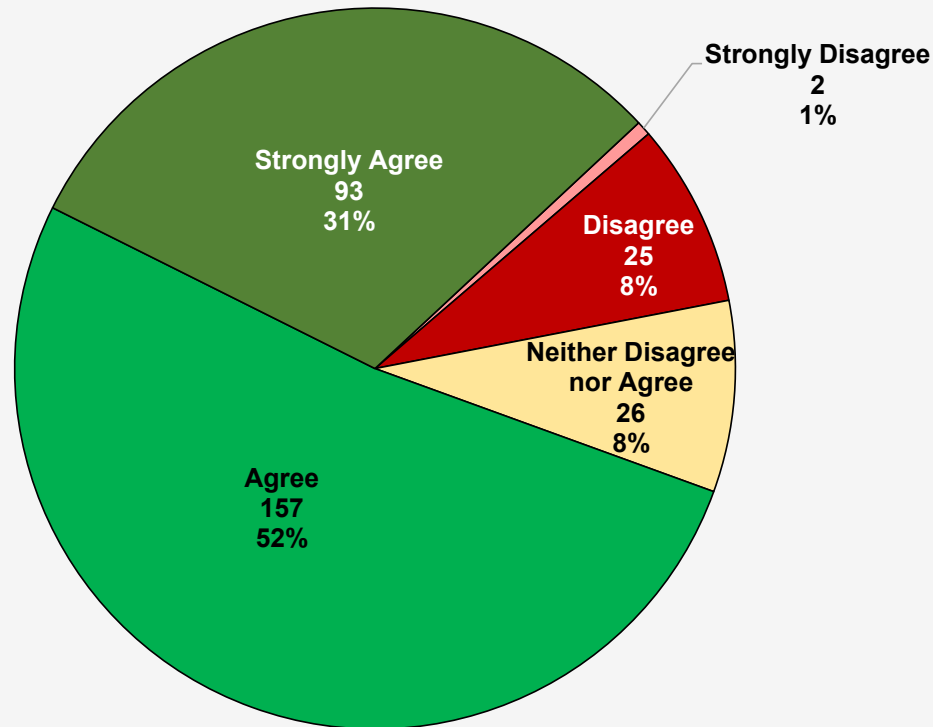


■ Strongly Disagree & Disagree ■ Neither Disagree nor Agree ■ Strongly Agree & Agree

2024 Employee Engagement Survey (Unofficial, Dec. 2024)

I am satisfied with the responsibilities assigned to my job. (303 responses)

91%
Strongly agree,
Agree, or
Neutral

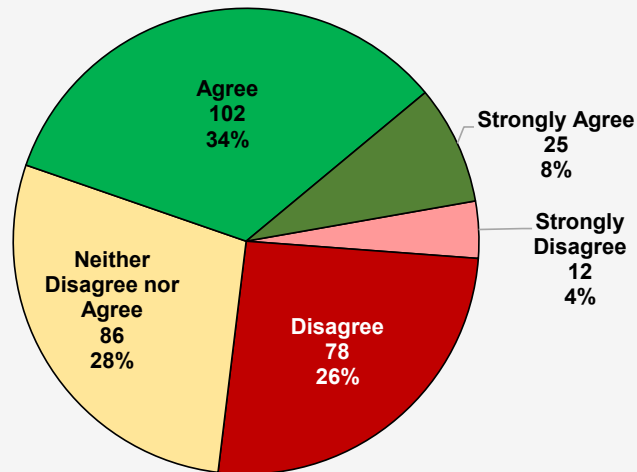


Strongly Disagree Disagree Neither Disagree nor Agree Agree Strongly Agree

2024 Employee Engagement Survey (Unofficial, Dec. 2024)

Stress (N=303)

I feel stressed at work.

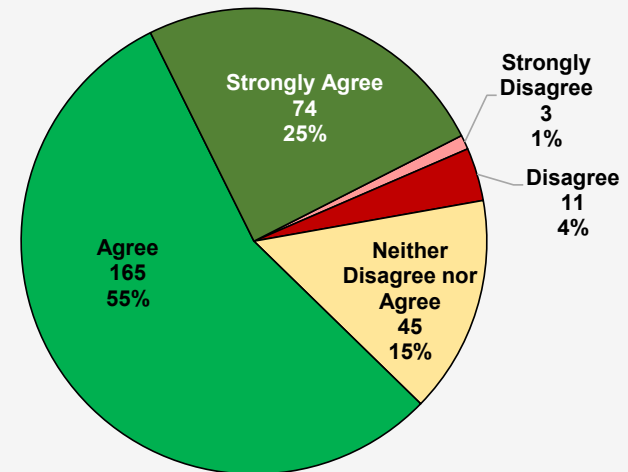


Strongly Disagree Disagree
Neither Disagree nor Agree Agree
Strongly Agree

23% feel stressed on a daily basis with 57% of those due to overwhelming workload.

Joy (N=298)

I find joy at work.

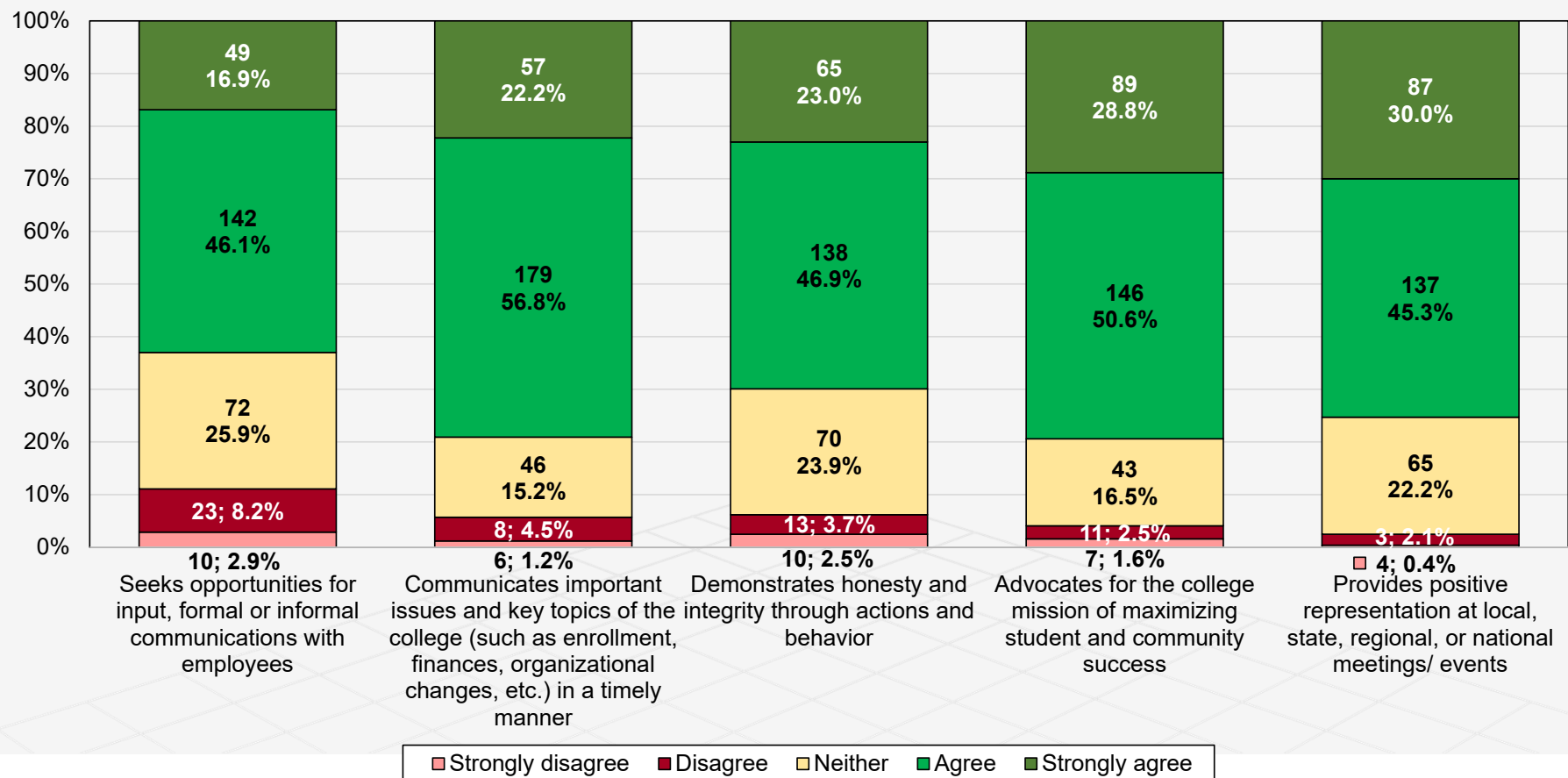


Strongly Disagree Disagree
Neither Disagree nor Agree Agree
Strongly Agree

49% find joy on a daily basis with 85% of those due to finding their work fulfilling.

2024 Employee Engagement Survey (Unofficial, Dec. 2024)

The College President, Dr. Matt Gotschall (N=296)



Impactful opportunities for Spring 2025

- Higher Learning Commission Team Visit, March 3-4, 2025,
- Engaging Learning Center Opportunities in Albion and Red Cloud,
- Exploring Additional Micro-credentials and Badges,
- Regional Task Forces on Childcare, Workforce and Housing,
- Artificial Intelligence Standards and Use,
- Leverage Scholars, Student Coaching and Scholarship programs,
- Implementation of Facilities Master Plan,
- Additional Grant and Legislative Funding Implementation,
- Continued Data Governance Work for Accurate, Secure, and Accessible Data for Use in Decision Making.

Spring 2025 FTE Pre-enrollment (01/06/25)

FTE Comparisons: 2025 Spring data date: 01/06/25 2024 Spring data date: 01/08/24							
Spring-to-Spring FTE by Campus	Columbus	Grand Island	Hastings	Kearney	Lexington	Holdrege	Total
SP 25	408.82	344.74	415.77	109.87	10.00	7.50	1,296.70
SP 24	418.57	343.80	405.14	100.54	22.89	4.63	1,295.57
Difference	-9.75	0.94	10.63	9.33	-12.89	2.87	1.13
Source: Weekly institutional research credit enrollment reports							

Thank you

