

**CRETE PUBLIC SCHOOLS
MARCH 2026 FINANCE DASHBOARD**

FUND CASH BALANCE REPORT

	GENERAL	DEPRECIATION	EMPLOYEE BENEFITS	ACTIVITY	NUTRITION	BOND	BUILDING	QCFU	TOTAL
BEGINNING BALANCE	\$ 933,423	\$ 264,339	\$ 86,393	\$ 263,140	\$ 156,905	\$ 237,456	\$ 1,162,210	2	\$ 3,103,868
REVENUE *	\$ 3,320,355	\$ -	\$ -	\$ 46,583	\$ 140,729	\$ 93,825	\$ 183,672	-	\$ 3,785,165
EXPENDITURES*	\$ (2,602,487)	\$ -	\$ (2,954)	\$ (96,334)	\$ (182,677)	\$ -	\$ (196,033)	-	\$ (3,080,485)
OUTSTANDING LIABILITIES	\$ 251,283				\$ 8,538				\$ 259,821
ENDING BALANCE	\$ 1,902,574	\$ 264,339	\$ 83,439	\$ 213,389	\$ 123,494	\$ 331,281	\$ 1,149,849	2	\$ 4,068,368

*- Not including loan proceeds/payments

% of Year Completed: 58.33%

GENERAL FUND REVENUE COMPARISON TO DATE			GENERAL FUND EXPENSE COMPARISON TO DATE		
	To date	% of Budget		To date	% of Budget
2023 - 2024	\$ 18,280,223	57.48%	2023 - 2024	\$ 18,984,075	57.05%
2024 - 2025	\$ 24,278,537	67.65%	2024 - 2025	\$ 24,152,703	69.79%
2025 - 2026*	\$ 18,991,078	56.38%	2025 - 2026*	\$ 19,946,334	54.86%

*- Not including loan proceeds/payments

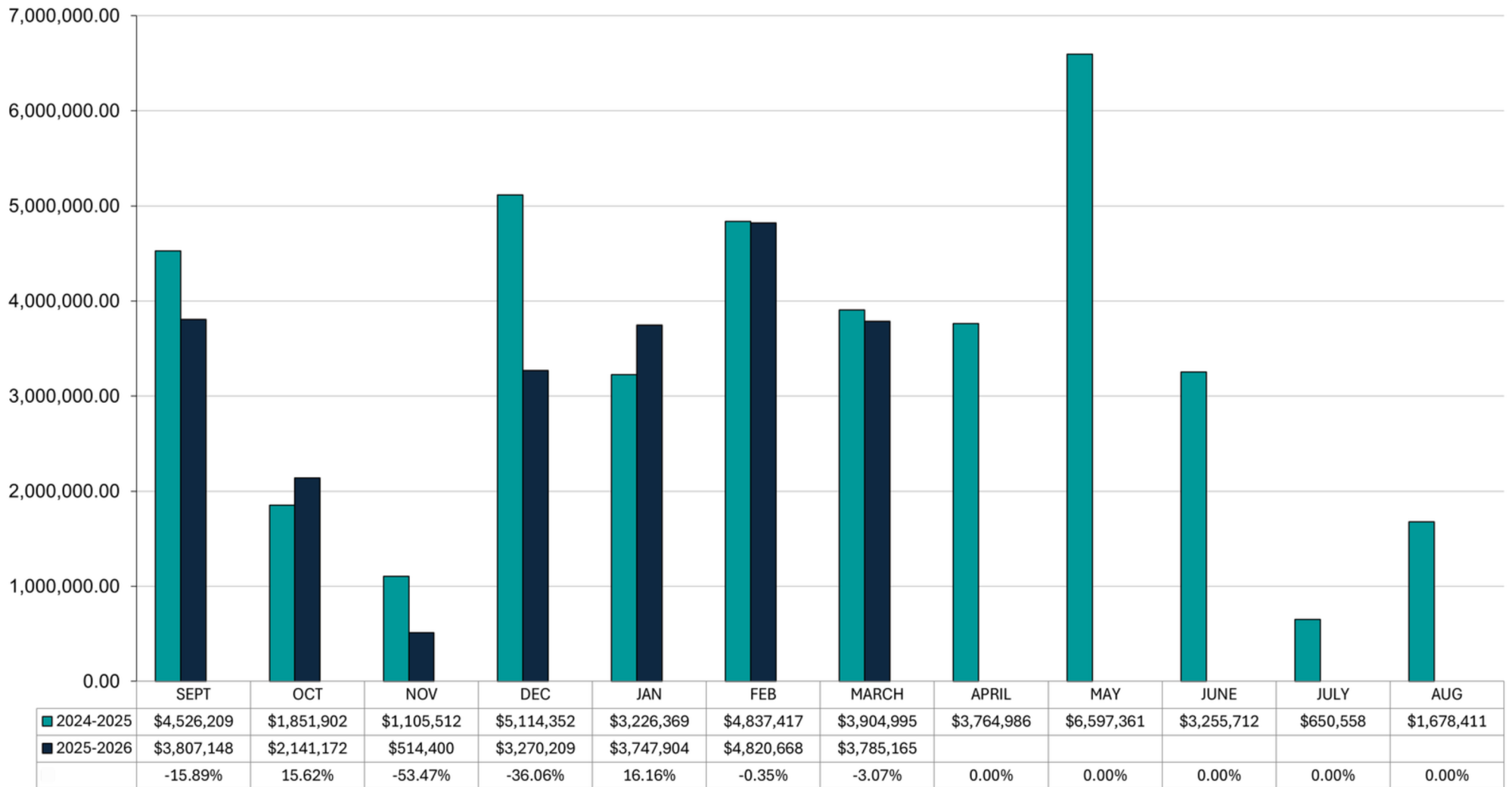
PROPERTY TAX LEVY

2024 - 2025: General-\$0.8455, Bond-\$0.1050, Building Fund-\$0.0746 = \$1.0252
2025 - 2026: General-\$0.9026, Bond-\$0.1025, Building Fund-\$0.0807 = \$1.0858

CASH FUND BALANCES			GEN. FUND BUDGET TO ACTUAL COMPARISON			
	MARCH 2026	% OF Total	FY 2023 - 2024	FY 2024 - 2025	FY 2025 - 2026	
General	\$1,902,574	46.8%	Budget			
Activity	\$213,389	5.2%	Revenue	\$ 31,803,575	\$ 35,887,140	\$ 33,683,201
Building	\$1,149,849	28.3%	Expense	\$ 33,274,958	\$ 34,609,380	\$ 36,358,604
Bond	\$331,281	8.1%	Actual	*To Date-Prior Year		*To Date
QCFU	\$2	0.0%	Revenue	\$ 18,280,223	\$ 24,278,537	\$ 18,991,078
Empl. Benefits	\$83,439	2.1%	Expense	\$ 18,984,075	\$ 24,152,703	\$ 19,946,334
Depreciation	\$264,339	6.5%	Difference	*To Date-Prior Year		*To Date
Lunch	\$123,494	3.0%	Revenue	\$ (13,523,352)	\$ (11,608,603)	\$ (14,692,123)
TOTAL	\$4,068,368	100%	Expense	\$ (14,290,883)	\$ (10,456,677)	\$ (16,412,270)

Monthly Revenue - All Funds

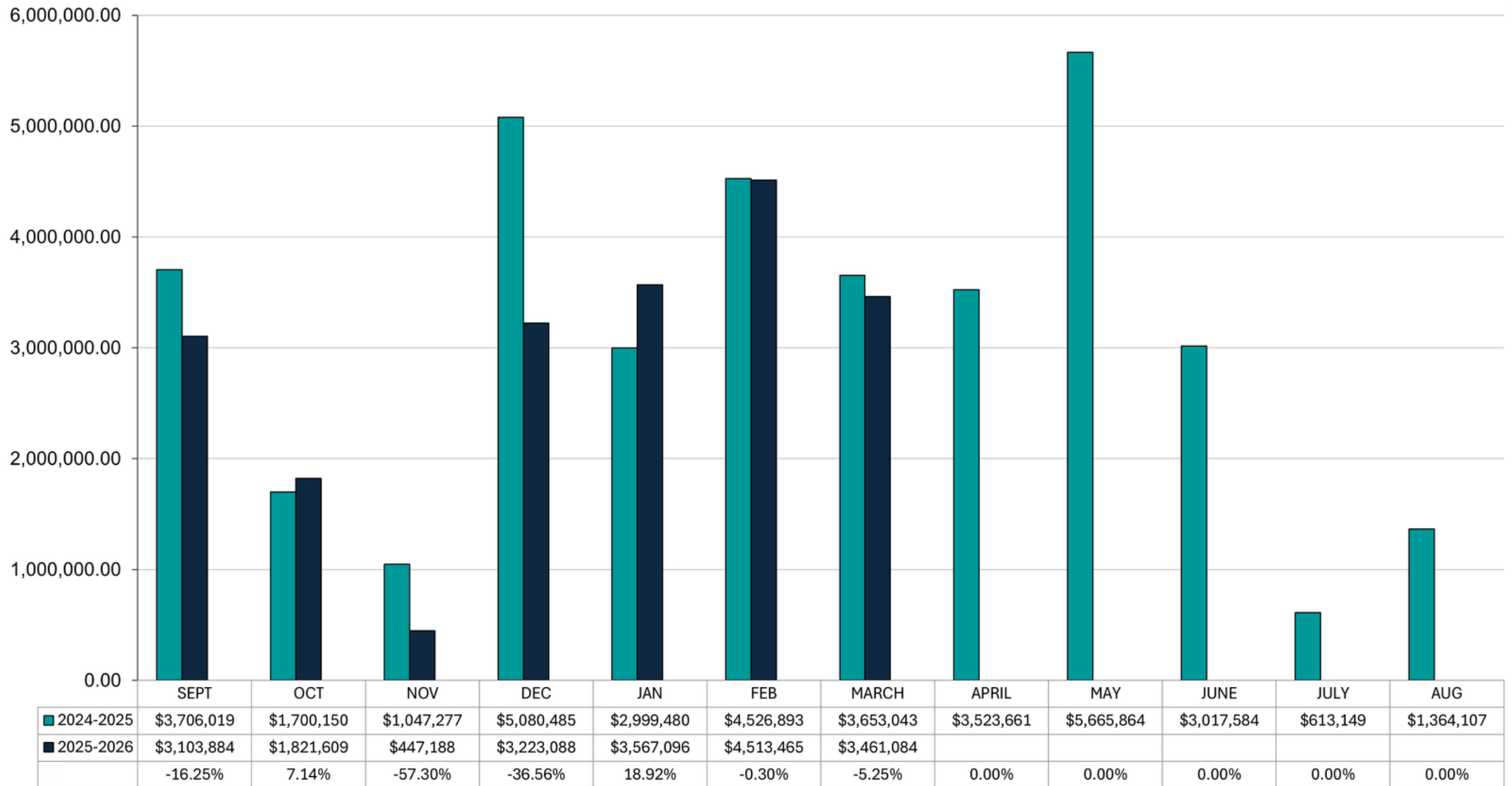
2025-26 & 2024-25



■ 2024-2025 ■ 2025-2026

Monthly Revenue - General Funds

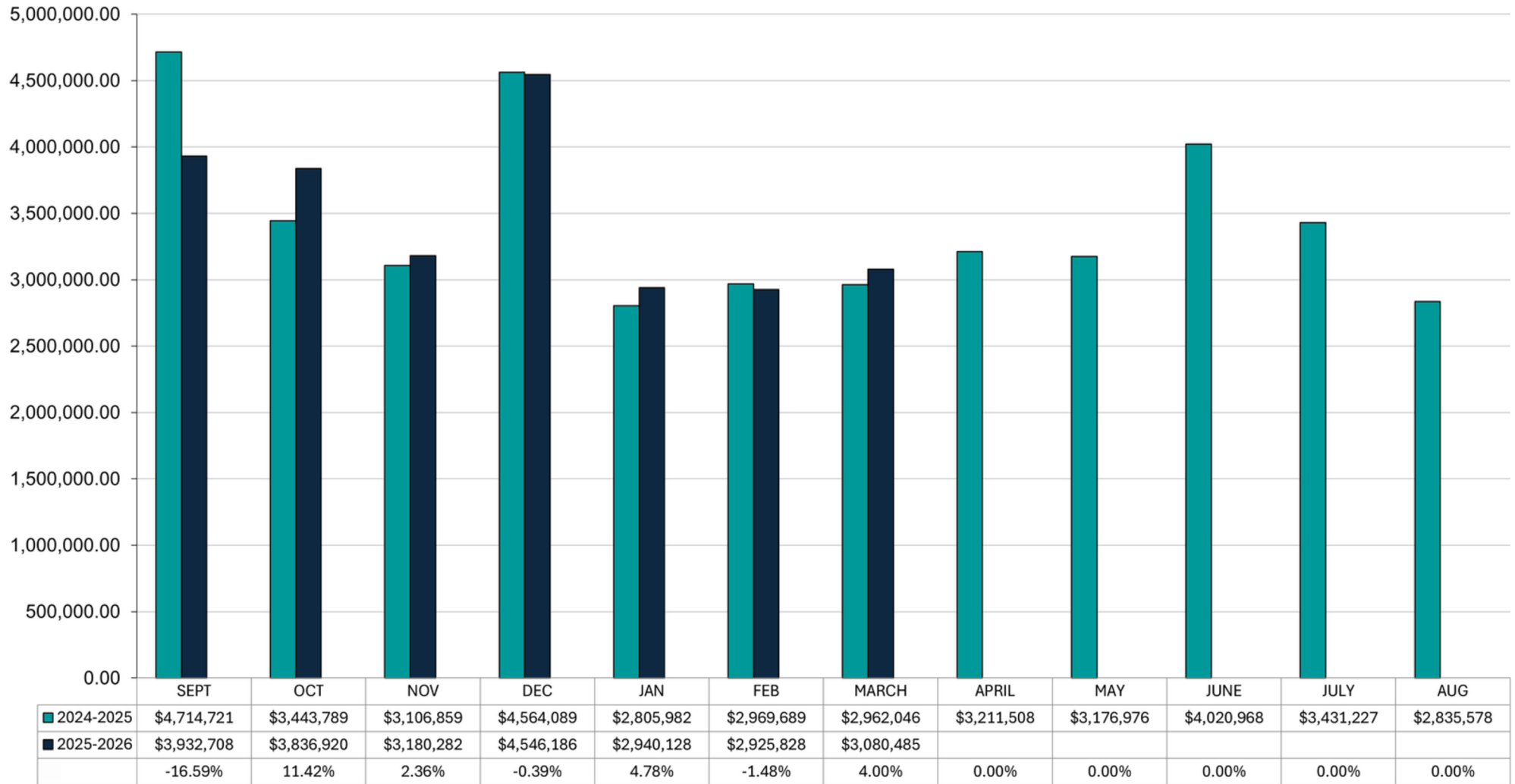
2025-26 & 2024-25



■ 2024-2025 ■ 2025-2026

Monthly Expenditures - All Funds

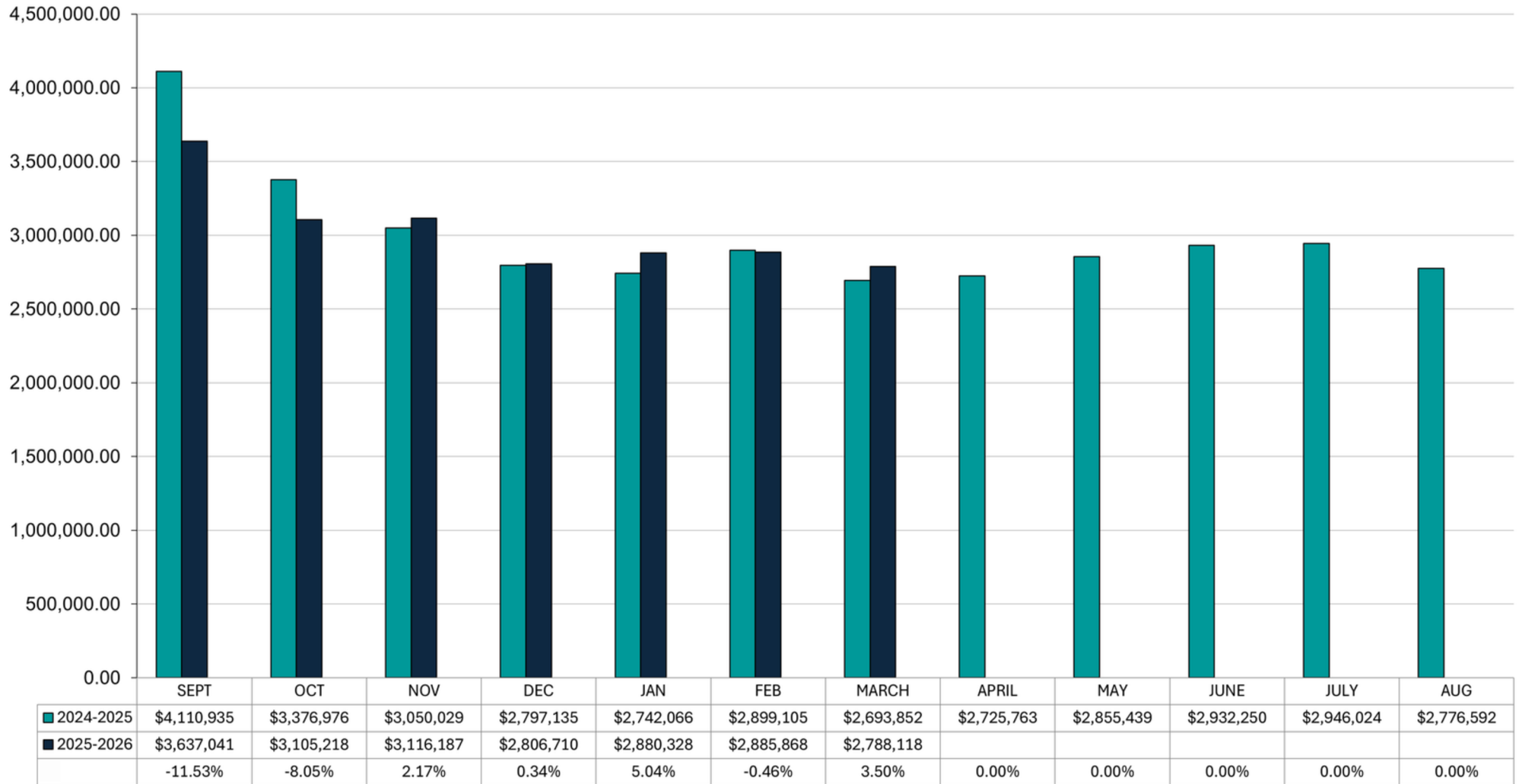
2025-26 & 2024-25



■ 2024-2025 ■ 2025-2026

Monthly Expenditures - General Funds

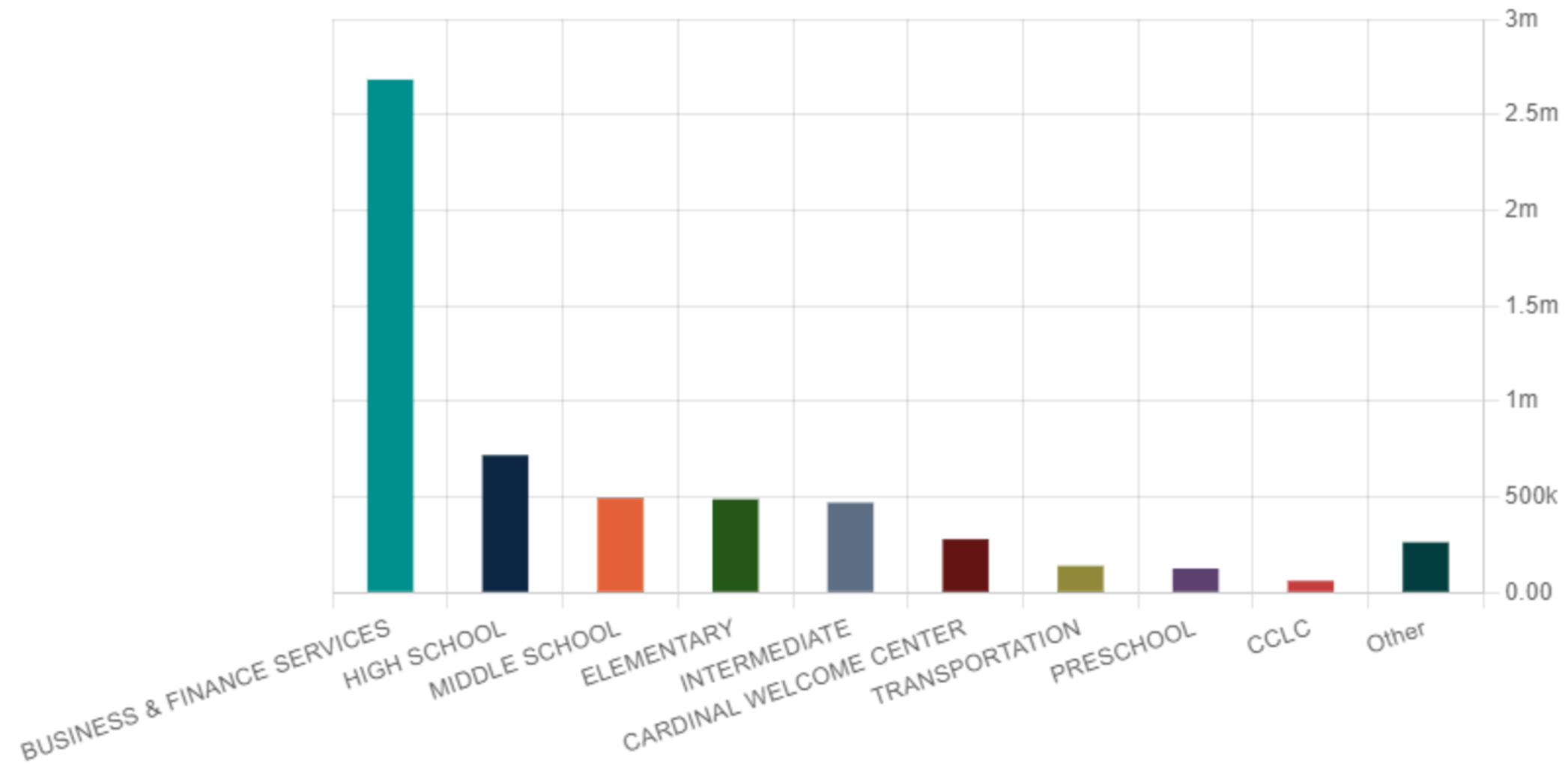
2025-26 & 2024-25



■ 2024-2025 ■ 2025-2026

Monthly Expenditures by Department

March 2026



Through MARCH, 2026