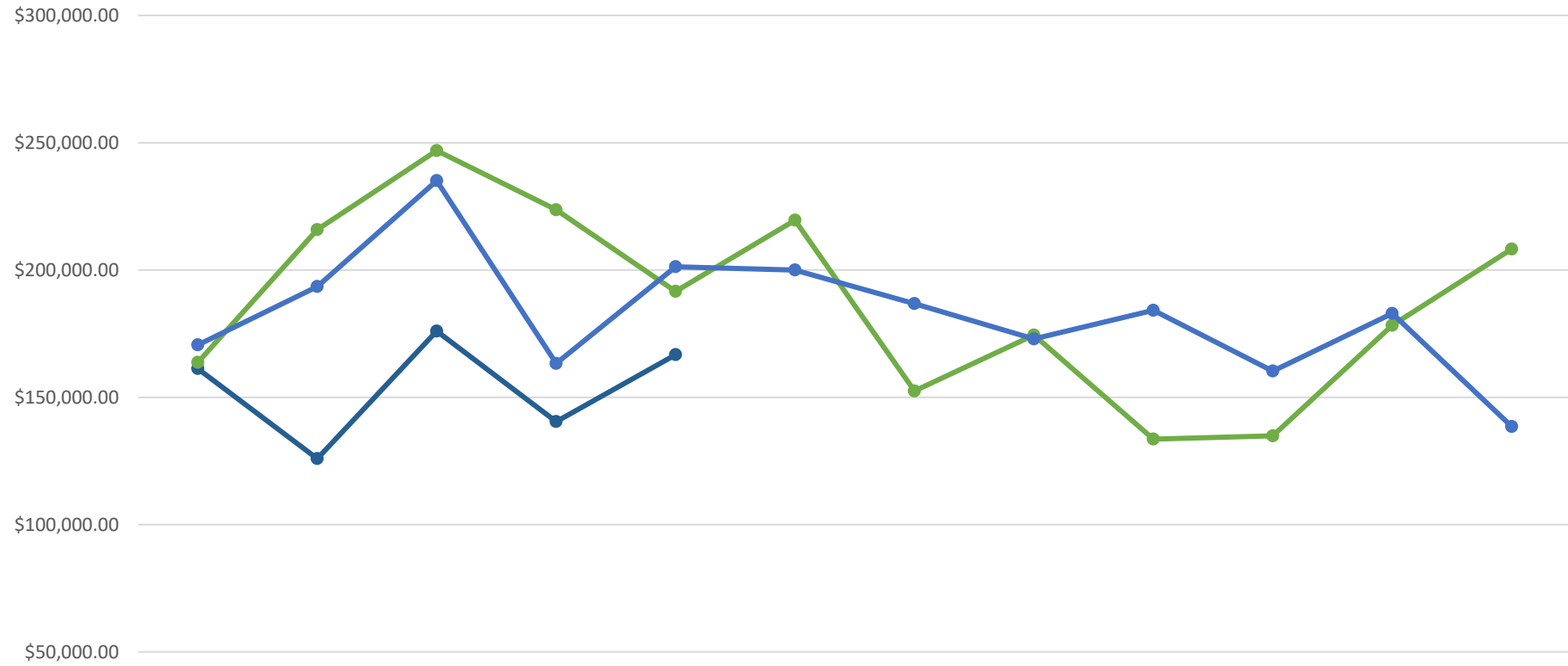
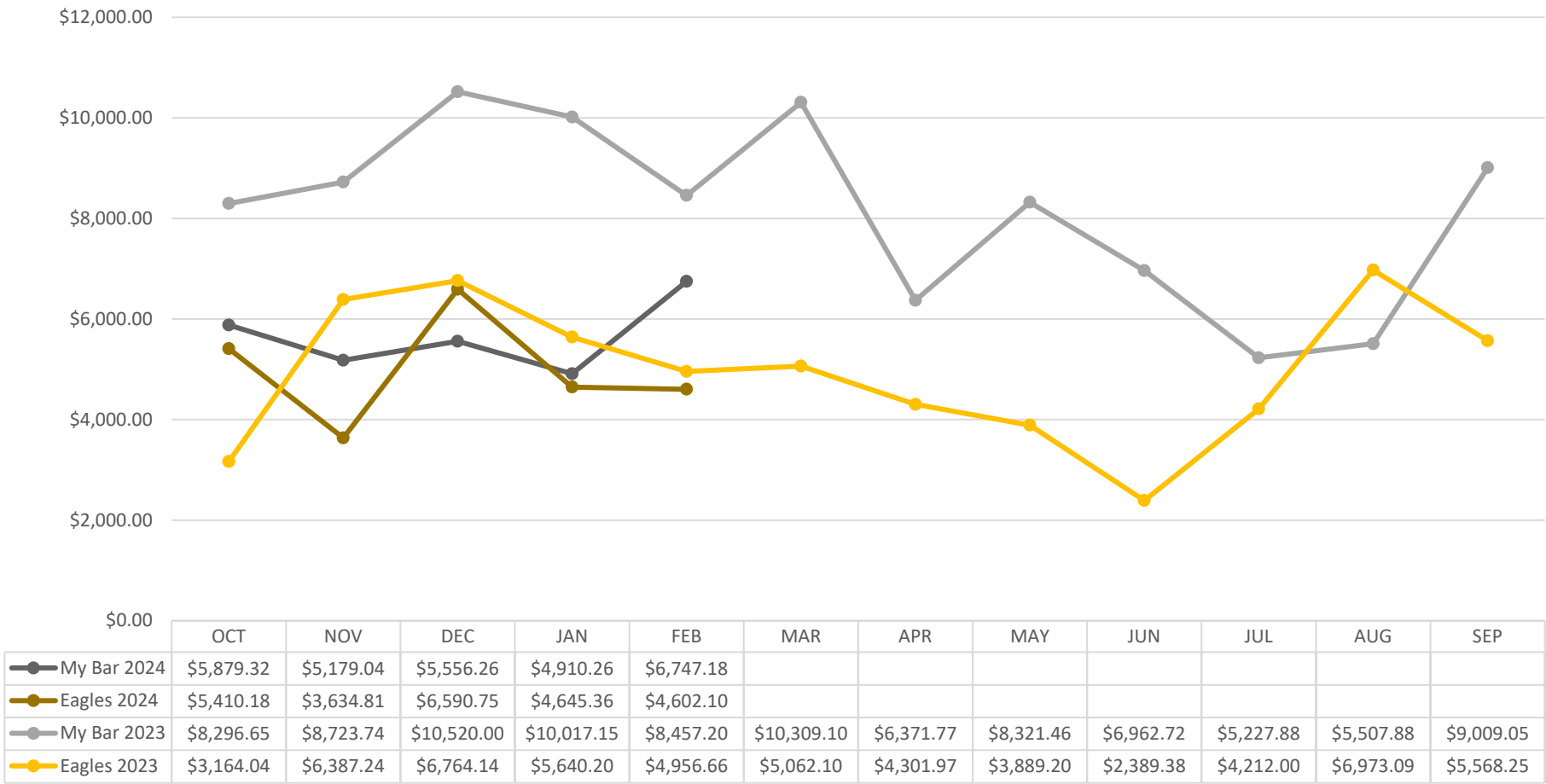


GROSS SALES

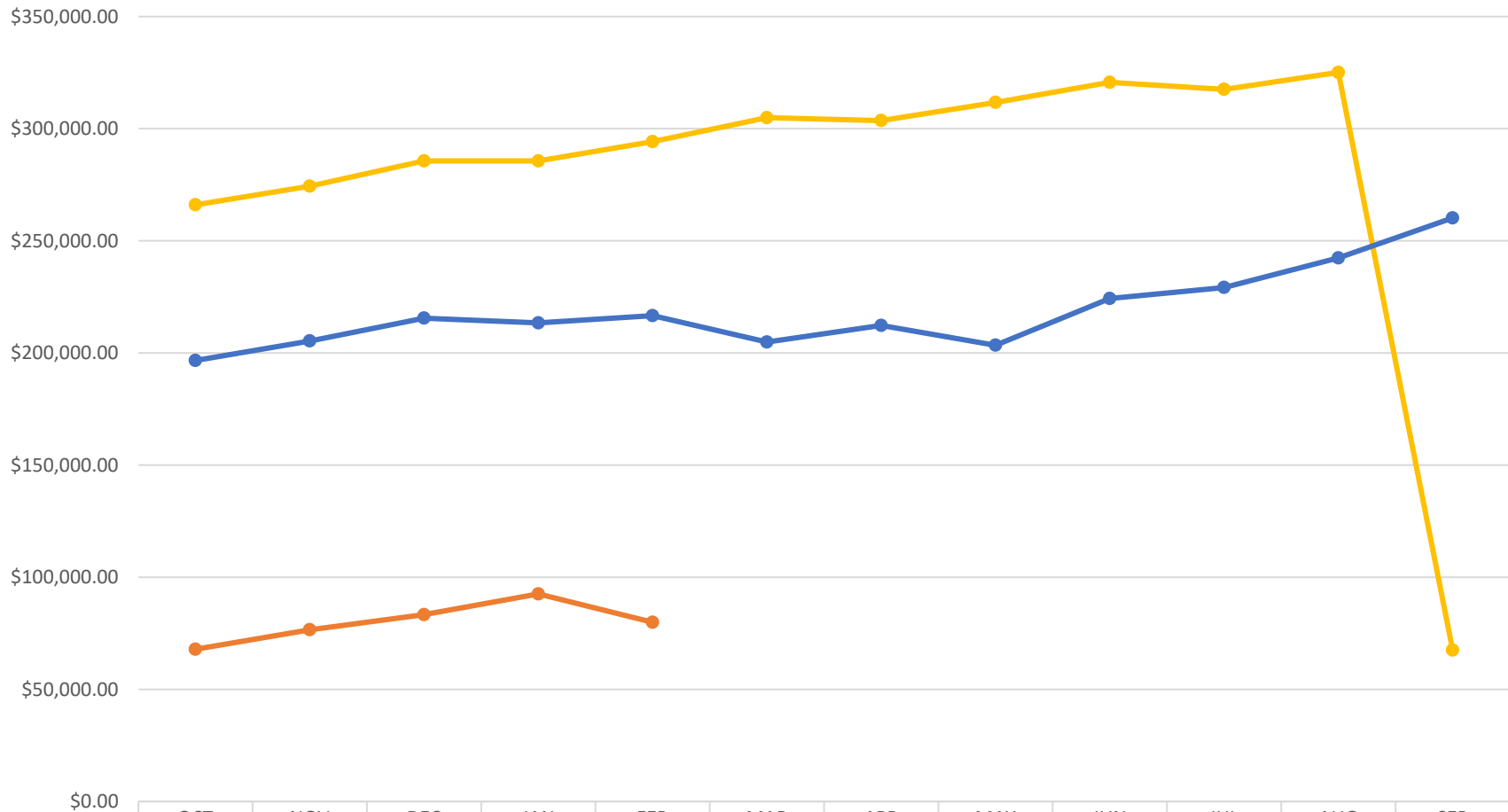


	1	2	3	4	5	6	7	8	9	10	11	12
Gross Sales 2024	\$161,278.58	\$125,912.15	\$176,004.76	\$140,460.30	\$166,753.19							
Gross Sales 2023	\$163,724.17	\$215,871.22	\$246,916.38	\$223,676.47	\$191,626.58	\$219,588.51	\$152,481.91	\$174,438.02	\$133,601.38	\$134,855.41	\$178,299.44	\$208,247.16
Gross Sales 2022	\$170,592.50	\$193,507.44	\$235,089.41	\$163,309.23	\$201,296.95	\$199,990.83	\$186,813.28	\$172,939.17	\$184,175.02	\$160,311.80	\$182,941.40	\$138,545.51

Outlet Commissions



Community Betterment Funds



	OCT	NOV	DEC	JAN	FEB	MAR	APR	MAY	JUN	JUL	AUG	SEP
Community Betterment 2024	\$67,878.90	\$76,596.59	\$83,312.17	\$92,563.83	\$79,899.83							
Community Betterment 2023	\$266,038.25	\$274,357.49	\$285,607.69	\$285,602.74	\$294,226.47	\$304,912.67	\$303,608.61	\$311,690.15	\$320,658.89	\$317,524.50	\$325,084.31	\$67,468.96
Community Betterment 2022	\$196,623.65	\$205,317.57	\$215,500.27	\$213,383.79	\$216,632.12	\$204,846.53	\$212,252.60	\$203,432.27	\$224,257.98	\$229,183.43	\$242,367.49	\$260,181.90