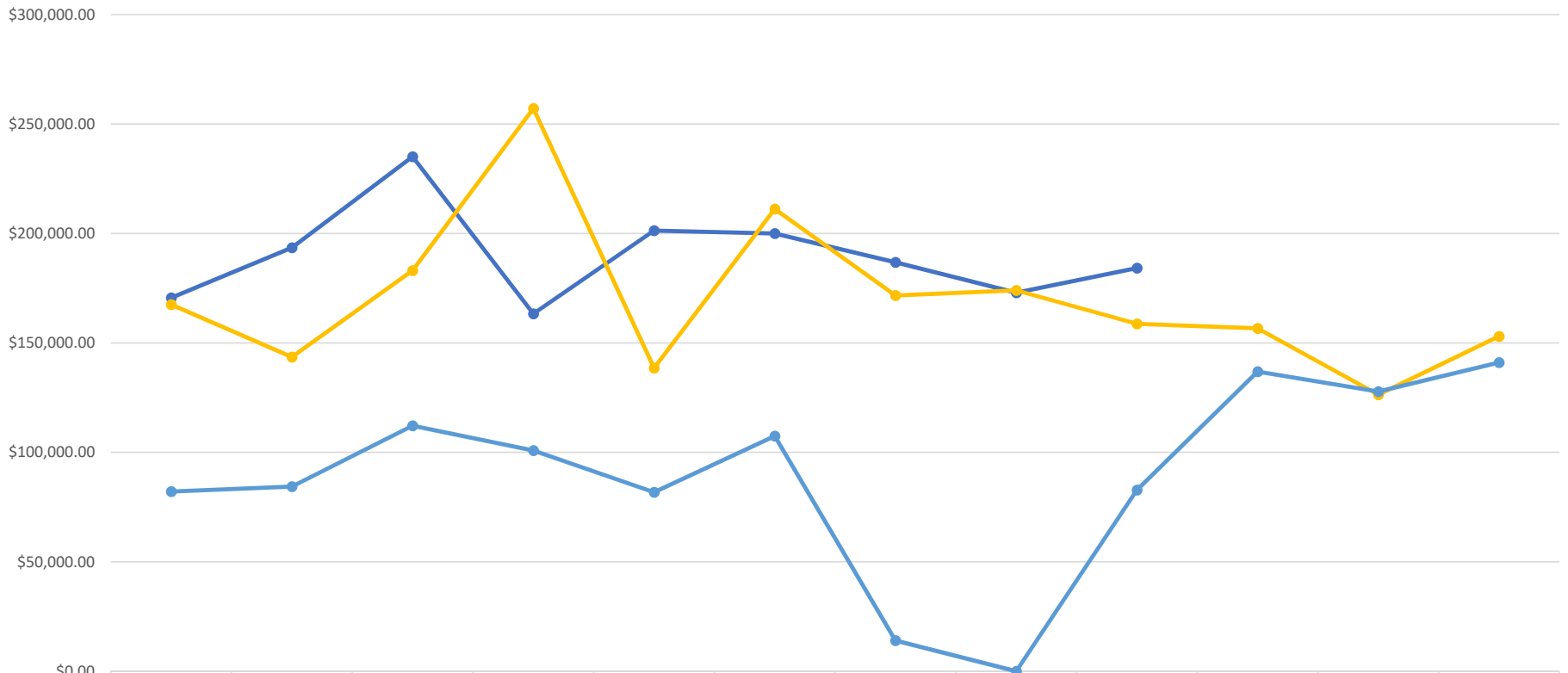
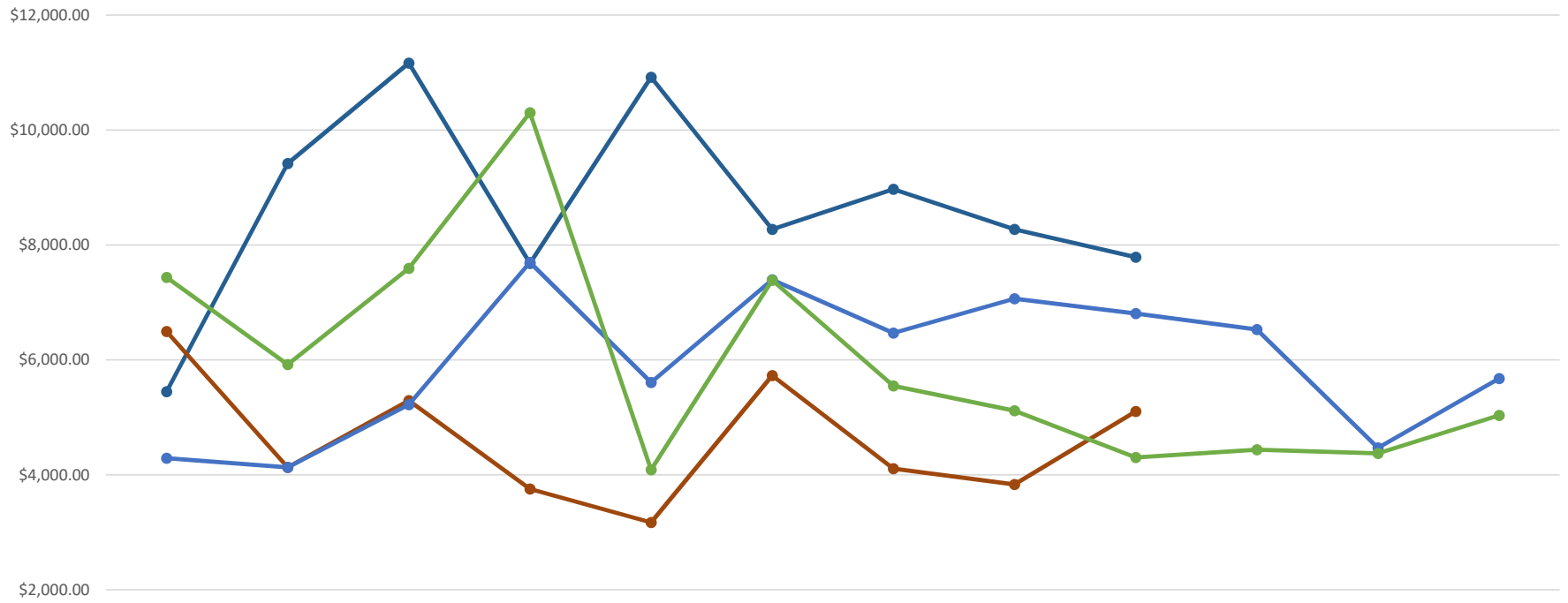


GROSS SALES



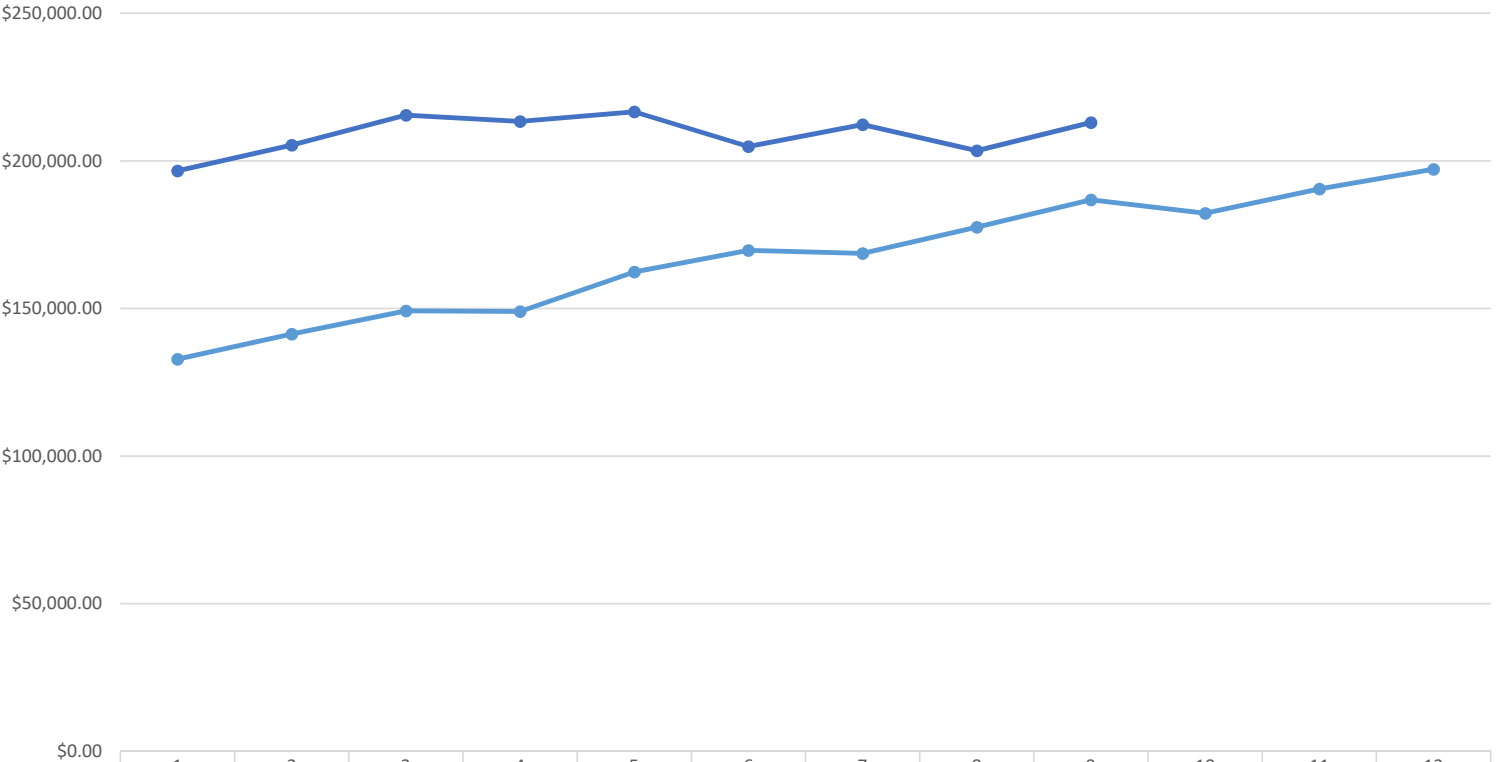
	OCT	NOV	DEC	JAN	FEB	MAR	APR	MAY	JUN	JUL	AUG	SEP
Gross Sales 2022	\$170,592.50	\$193,507.44	\$235,089.41	\$163,309.23	\$201,296.95	\$199,990.83	\$186,813.28	\$172,939.17	\$184,175.02			
Gross Sales 2021	\$167,500.65	\$143,562.92	\$183,053.28	\$257,115.45	\$138,509.40	\$211,174.56	\$171,672.63	\$174,001.84	\$158,700.73	\$156,667.60	\$126,321.61	\$153,014.06
Gross Sales 2020	\$82,114.30	\$84,347.94	\$112,176.69	\$100,852.12	\$81,801.89	\$107,413.97	\$13,996.50	\$0.00	\$82,777.35	\$136,862.14	\$127,740.86	\$141,032.24

Outlet Commissions



	OCT	NOV	DEC	JAN	FEB	MAR	APR	MAY	JUN	JUL	AUG	SEP
My Bar 2022	\$5,447.93	\$9,416.40	\$11,163.69	\$7,678.77	\$10,918.90	\$8,272.55	\$8,969.74	\$8,272.55	\$7,788.42			
Eagles 2022	\$6,493.54	\$4,129.12	\$5,292.56	\$3,752.88	\$3,171.89	\$5,726.81	\$4,107.19	\$3,833.20	\$5,103.83			
My Bar 2021	\$4,290.12	\$4,128.93	\$5,220.26	\$7,697.07	\$5,607.28	\$7,394.88	\$6,468.50	\$7,064.27	\$6,807.44	\$6,529.78	\$4,468.23	\$5,676.57
Eagles 2021	\$7,434.93	\$5,920.47	\$7,593.46	\$10,301.01	\$4,088.38	\$7,387.34	\$5,548.59	\$5,115.86	\$4,301.61	\$4,436.95	\$4,374.28	\$5,034.41

Community Betterment Funds



	1	2	3	4	5	6	7	8	9	10	11	12
Community Betterment 2022	\$196,623.65	\$205,317.57	\$215,500.27	\$213,383.79	\$216,632.12	\$204,846.53	\$212,252.60	\$203,432.27	\$212,965.96			
Community Betterment 2021	\$132,810.67	\$141,321.27	\$149,185.95	\$148,993.16	\$162,339.66	\$169,687.59	\$168,629.31	\$177,563.11	\$186,808.83	\$182,249.81	\$190,478.67	\$197,183.71