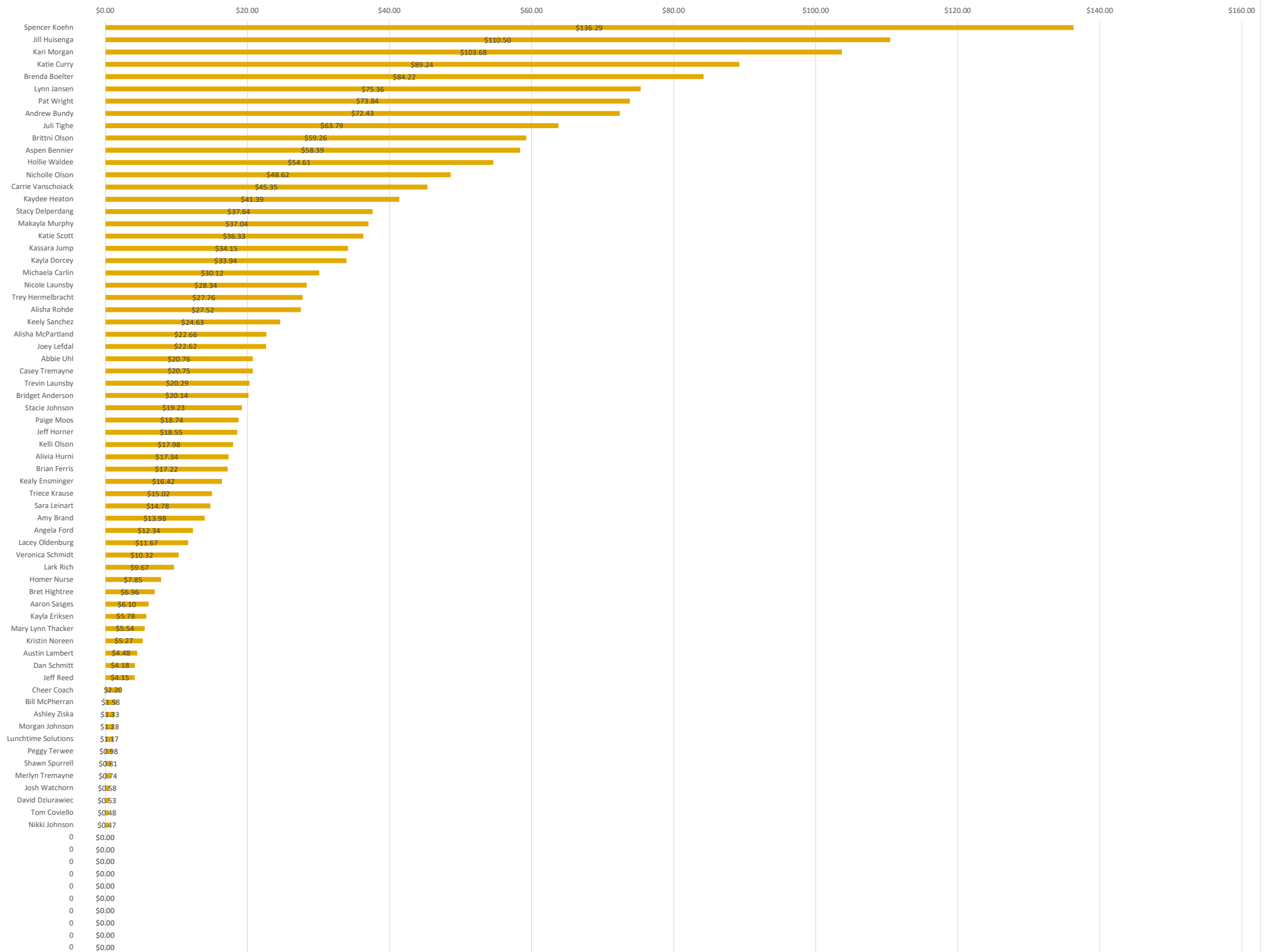


January Printing Summary															
Full Name	Department	Office	Primary Card Number	Color Pages	Grayscale Pages	Duplex Pages	Simplex Pages	Total Printed Pages	Jobs	Avg. Pages	Print Cost	Avg. Cost	Paper Cost	Paper and Print Cost	Monthly Rank
Spencer Koehn	High School		11055	17	14420	14050	387	14437	228	63.3	\$77.06	\$0.34	\$59.22	\$136.29	1
Jill Huisenga	High School	Room 201	62490	1150	5742	4536	2356	6892	375	18.4	\$73.56	\$0.20	\$36.95	\$110.50	2
Kari Morgan	Elementary	Room 116	1672	334	9084	8070	1348	9418	153	61.6	\$60.67	\$0.40	\$43.01	\$103.68	3
Katie Curry	Elementary	Room 110	39268	795	5534	5124	1205	6329	271	23.4	\$59.14	\$0.22	\$30.10	\$89.24	4
Lynn Jansen	Administration	Room 101	62512	339	6303	5964	678	6642	221	30.1	\$46.12	\$0.21	\$29.24	\$75.36	6
Brenda Boelter	Elementary	Room 107	25793	280	5951	1904	4327	6231	196	31.8	\$42.04	\$0.21	\$42.18	\$84.22	5
Hollie Waldee	Elementary		25780	913	821	120	1614	1734	302	5.7	\$41.24	\$0.14	\$13.38	\$54.61	12
Pat Wright	Elementary	Room 223	25766	352	5014	2204	3162	5366	161	33.3	\$39.77	\$0.25	\$34.07	\$73.84	7
Andrew Bundy	Elementary		17645	8	6688	4210	2486	6696	233	28.7	\$35.75	\$0.15	\$36.68	\$72.43	8
Brittini Olson	Elementary		25781	527	3002	1154	2375	3529	197	17.9	\$35.67	\$0.18	\$23.59	\$59.26	10
Juli Tighe	Elementary		17635	7	6620	6134	493	6627	78	85	\$35.35	\$0.45	\$28.44	\$63.79	9
Aspen Bennier	Elementary		25782	25	5976	5548	453	6001	85	70.6	\$32.61	\$0.38	\$25.78	\$58.39	11
Carrie Vanschoiack	High School		17665	352	2632	1442	1542	2984	135	22.1	\$27.27	\$0.20	\$18.08	\$45.35	14
Kaydee Heaton	Elementary	Room 122	25765	464	1639	376	1727	2103	109	19.3	\$26.09	\$0.24	\$15.30	\$41.39	15
Nicholle Olson	Elementary	Room 108	25783	139	3840	2188	1791	3979	206	19.3	\$25.56	\$0.12	\$23.05	\$48.62	13
Makayla Murphy	Elementary	Room 123	17675	341	1831	702	1470	2172	171	12.7	\$22.49	\$0.13	\$14.55	\$37.04	17
Trey Hermelbracht	Elementary	Room 119	62493	471	626	496	601	1097	55	19.9	\$20.98	\$0.38	\$6.78	\$27.76	23
Alisha Rohde	Homer High School		62495	480	449	70	859	929	94	9.9	\$20.38	\$0.22	\$7.14	\$27.52	24
Katie Scott	Elementary	Room 105	17644	201	2346	1008	1539	2547	228	11.2	\$20.01	\$0.09	\$16.32	\$36.33	18
Stacy Delperdang	High School	Room 209	62491	81	2919	1212	1788	3000	227	13.2	\$18.51	\$0.08	\$19.13	\$37.64	16
Kayla Dorcey	Elementary	Room 109	25796	140	2333	860	1613	2473	118	21	\$17.61	\$0.15	\$16.32	\$33.94	20
Kassara Jump	Elementary	Room 112	25757	116	2462	964	1614	2578	152	17	\$17.40	\$0.11	\$16.75	\$34.15	19
Joey Lefdal	Administration		25787	385	459	248	596	844	102	8.3	\$16.87	\$0.17	\$5.75	\$22.62	27
Abbie Uhl	Elementary	Room 103.5	62501	400	169	4	565	569	76	7.5	\$16.23	\$0.21	\$4.53	\$20.76	28
Jeff Horner	Administration	Room 100	62503	367	141	4	504	508	150	3.4	\$14.51	\$0.10	\$4.04	\$18.55	34
Michaela Carlin	Elementary		25790	21	2466	904	1583	2487	85	29.3	\$13.86	\$0.16	\$16.26	\$30.12	21
Casey Tremayne	High School	Room 241	25763	216	973	502	687	1189	176	6.8	\$13.26	\$0.08	\$7.49	\$20.75	29
Nicole Launsby	Homer High School		17667	0	2393	868	1525	2393	102	23.5	\$12.68	\$0.12	\$15.65	\$28.34	22
Alisha McPartland	High School	Room 210	17678	97	1674	1000	771	1771	70	25.3	\$12.51	\$0.18	\$10.16	\$22.66	26
Keely Sanchez	Elementary	Room 118	17659	76	1790	656	1210	1866	94	19.9	\$12.34	\$0.13	\$12.29	\$24.63	25
Trevin Launsby	High School	Room 206	1671	74	1656	1272	458	1730	91	19	\$11.55	\$0.13	\$8.74	\$20.29	30
Stacie Johnson	High School / Elementary	Room 200	62478	158	934	92	1000	1092	155	7	\$10.88	\$0.07	\$8.36	\$19.23	32
Amy Brand	Administration	Room 101	62508	264	170	72	362	434	18	24.1	\$10.80	\$0.60	\$3.18	\$13.98	41
Triece Krause	Elementary	Room 113	62481	181	620	364	437	801	156	5.1	\$10.07	\$0.06	\$4.95	\$15.02	39
Bridget Anderson	High School / Elementary	Room 229	62499	0	1864	1160	704	1864	230	8.1	\$9.88	\$0.04	\$10.26	\$20.14	31
Alivia Hurri	Elementary		39275	21	1658	1414	265	1679	27	62.2	\$9.57	\$0.35	\$7.77	\$17.34	36
Kealy Ensminger	High School		25774	45	1466	1280	231	1511	73	20.7	\$9.46	\$0.13	\$6.96	\$16.42	38
Brian Ferris	High School	Room 203	17641	0	1690	1312	378	1690	78	21.7	\$8.96	\$0.11	\$8.26	\$17.22	37
Kelli Olson	Elementary		25791	64	1151	60	1155	1215	61	19.9	\$8.52	\$0.14	\$9.47	\$17.98	35
Paige Moos	High School / Elementary		25777	33	1319	72	1280	1352	511	2.6	\$8.23	\$0.02	\$10.51	\$18.74	33
Angela Ford	Elementary	Room 106	60180	148	492	234	406	640	142	4.5	\$8.16	\$0.06	\$4.18	\$12.34	42
Sara Leinart	Elementary		17661	6	1254	540	720	1260	136	9.3	\$6.87	\$0.05	\$7.91	\$14.78	40
Lacey Oldenburg	Elementary		62504	92	607	146	553	699	50	14	\$6.67	\$0.13	\$5.00	\$11.67	43
Veronica Schmidt	Elementary	Room 115	25776	99	491	178	412	590	90	6.6	\$6.31	\$0.07	\$4.00	\$10.32	44
Lark Rich	Elementary	Room 114	62484	31	785	544	272	816	33	24.7	\$5.32	\$0.16	\$4.35	\$9.67	45
Aaron Sasges	High School	Room 211	11058	118	55	0	173	173	47	3.7	\$4.72	\$0.10	\$1.38	\$6.10	48
Kayla Eriksen	Elementary		25769	116	38	0	154	154	20	7.7	\$4.55	\$0.23	\$1.23	\$5.78	49
Kristin Noreen			62477	91	85	0	176	176	49	3.6	\$3.86	\$0.08	\$1.41	\$5.27	51
Bret Hightree	High School	Room 227	17653	2	656	462	196	658	26	25.3	\$3.55	\$0.14	\$3.41	\$6.96	47
Jeff Reed	IT		34796	82	38	22	98	120	28	4.3	\$3.28	\$0.12	\$0.87	\$4.15	54
Homer Nurse	Unity Point	Room 100.6	17640	0	603	40	563	603	41	14.7	\$3.20	\$0.08	\$4.66	\$7.85	46
Dan Schmitt	High School	Room 207A	60179	41	210	120	131	251	72	3.5	\$2.65	\$0.04	\$1.53	\$4.18	53
Austin Lambert	High School	Room 243	44893	0	480	476	4	480	12	40	\$2.54	\$0.21	\$1.93	\$4.48	52
Mary Lynn Thacker	Elementary	Room 105	17664	0	453	120	333	453	12	37.8	\$2.40	\$0.20	\$3.14	\$5.54	50
Cheer Coach	Athletics		25784	42	22	0	64	64	4	16	\$1.69	\$0.42	\$0.51	\$2.20	55
Bill McPherran	C&M	Room 221	25795	0	119	0	119	119	25	4.8	\$0.63	\$0.03	\$0.95	\$1.58	56
Ashley Ziska	Fine Arts		25786	0	100	0	100	100	20	5	\$0.53	\$0.03	\$0.80	\$1.33	57
Morgan Johnson	Elementary		25756	0	98	6	92	98	27	3.6	\$0.52	\$0.02	\$0.76	\$1.28	58
Lunchtime Solutions	Lunch	Room 310	62475	0	92	12	80	92	3	30.7	\$0.49	\$0.16	\$0.69	\$1.17	59
Peggy Terwee	High School	Room 208B	36616	0	74	0	74	74	15	4.9	\$0.39	\$0.03	\$0.59	\$0.98	60
Shawn Spurrell	High School / Elementary	Room 124	17683	0	61	0	61	61	7	8.7	\$0.32	\$0.05	\$0.49	\$0.81	61
Merlyn Tremayne	Athletics		25752	0	56	0	56	56	7	8	\$0.30	\$0.04	\$0.45	\$0.74	62
Tom Coviello	Secondary		17679	5	19	0	24	24	11	2.2	\$0.29	\$0.03	\$0.19	\$0.48	65
Nikki Johnson	ESU	Room 200B	25771	2	38	32	8	40	4	10	\$0.28	\$0.07	\$0.19	\$0.47	66
Josh Watchorn	High School / Elementary	Room 224A	17732	0	44	0	44	44	36	1.2	\$0.23	\$0.01	\$0.35	\$0.58	63
David Dziurawiec	High School	Room 202	17676	0	42	8	34	42	16	2.6	\$0.22	\$0.01	\$0.30	\$0.53	64
													\$0.00	\$0.00	67
													\$0.00	\$0.00	68
													\$0.00	\$0.00	69
													\$0.00	\$0.00	70
													\$0.00	\$0.00	71
													\$0.00	\$0.00	72
													\$0.00	\$0.00	73
													\$0.00	\$0.00	74
													\$0.00	\$0.00	75
													\$0.00	\$0.00	76
Totals				10809	125837	82560	54086	136646	7183	18.90	\$1,075.43	\$0.15	\$761.97	\$1,837.41	

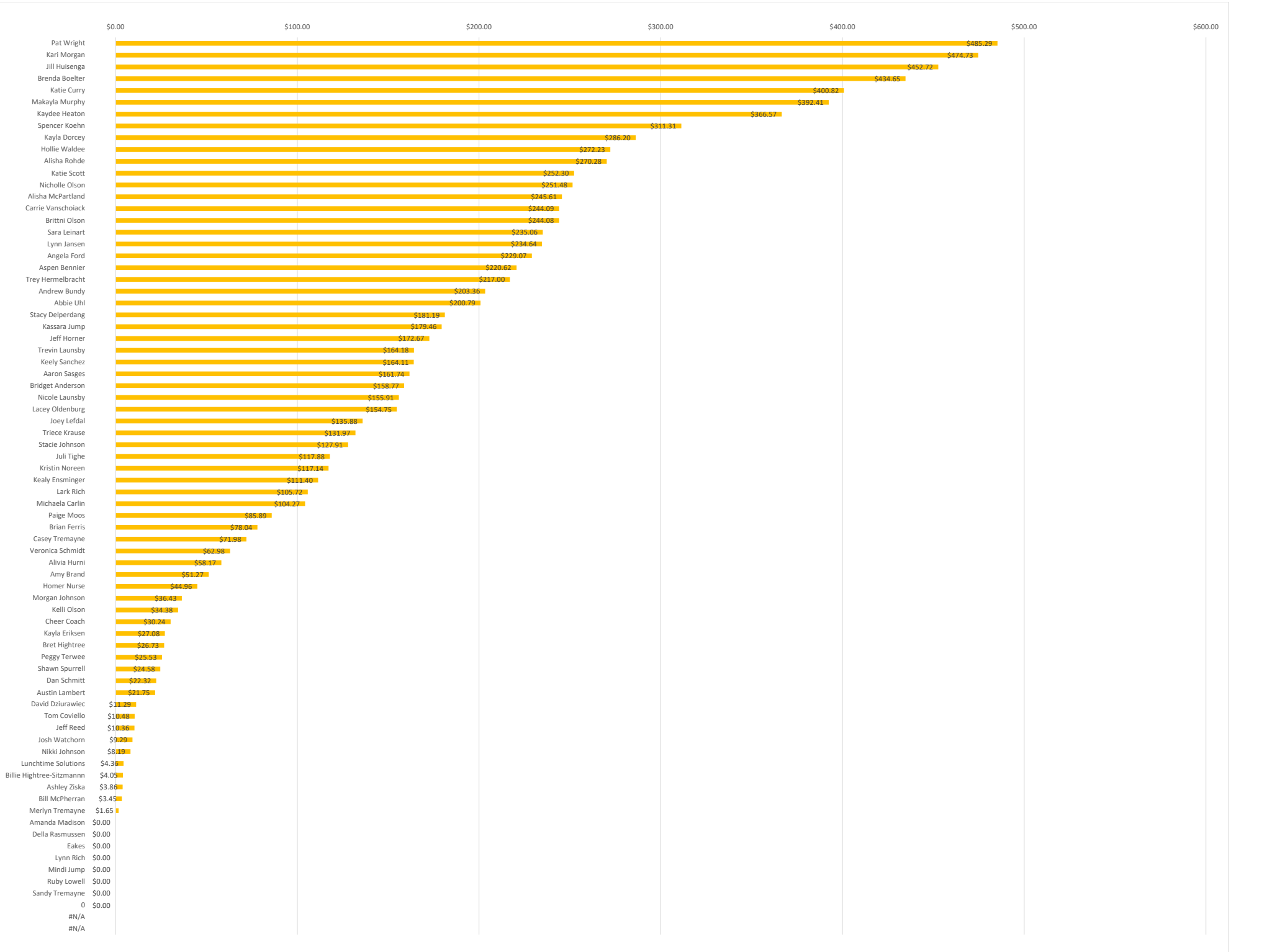
Homer			Cost Per Student	
Total Paper Cost	\$761.97	\$1.70		
Total Print Cost Color	\$405.34	\$0.91		
Total Print Cost BW	\$666.94	\$1.49		
Overall Total	\$1,834.25			
Overall Cost/Student	\$4.10			

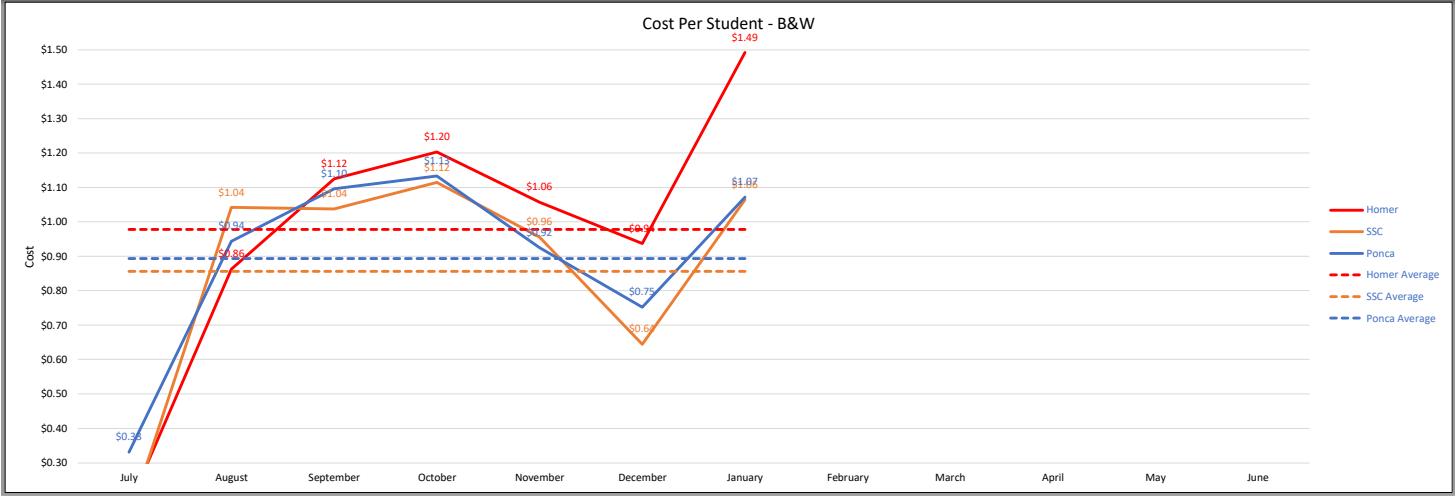
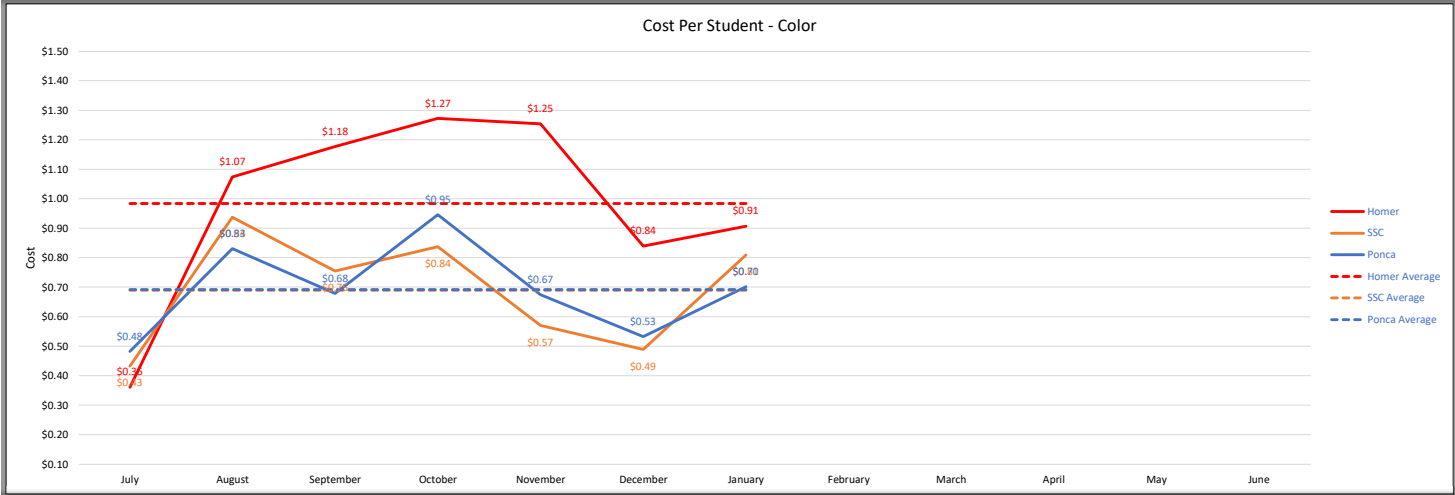
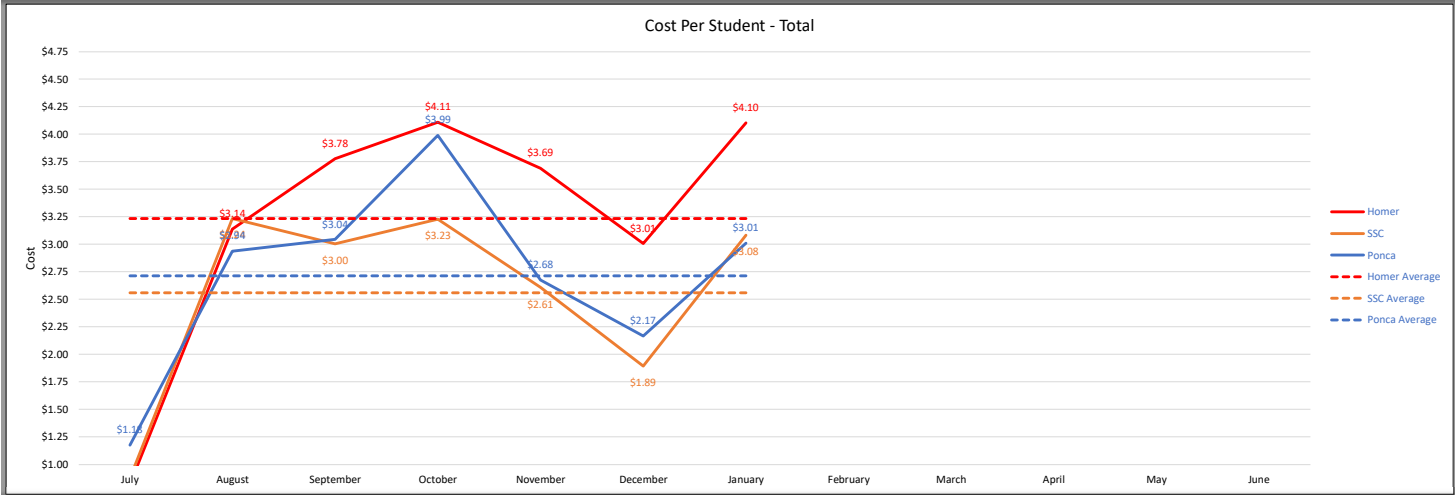
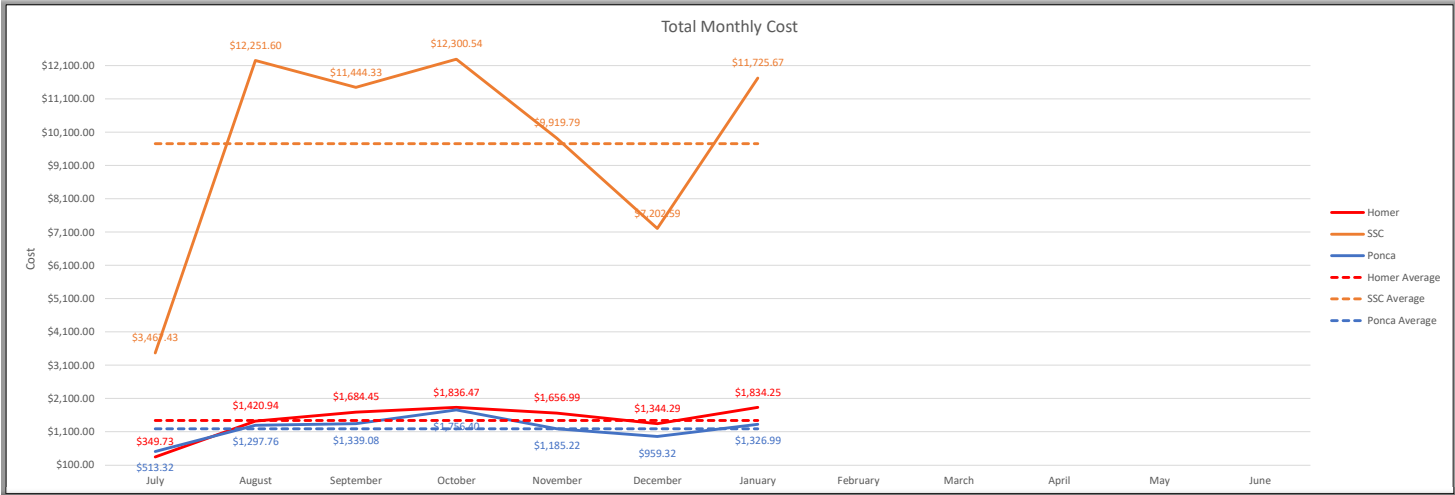
SSC			Cost Per Student	
Total Paper Cost	\$4,600.47	\$1.21		
Total Print Cost Color	\$3,076.99	\$0.81		
Total Print Cost BW	\$4,048.20	\$1.06		
Overall Total	\$11,725.67			
Overall Cost/Student	\$3.08			

Ponca			Cost Per Student	
Total Paper Cost	\$544.84	\$1.24		
Total Print Cost Color	\$309.34	\$0.70		
Total Print Cost BW	\$472.82	\$1.07		
Overall Total	\$1,326.99			
Overall Cost/Student	\$3.01			



Yearly Total[illegible]





(Monthly Total Cost Per Student Difference)*(Number of Homer Students That Month)

