




Graduate Outcomes Report, 2023-2024
Central Community College
Presented to Board of Governors by Dr. Candace Walton
June 2024



2,601 Awards

(degrees, diplomas, certificates)

were awarded to
1,493 unduplicated recipients

(Source: 2021-22 Enrollment Report)

Graduate Success and Employment Summary

Unduplicated

Certificate Recipients	Diploma Recipients	Degree Recipients	Total Unduplicated Recipients by Award	Continuing Education	Employed Full-Time	Employed Part-Time	% employed or continuing education
499	328	666	1,493	774	1,014	338	87%

Three-year average
hourly rate for
Degree Recipients
(Full-Time)
(2018-2021)

\$22.18

Did you Achieve Your
Educational Object at CCC?

98%

have completed educational goal
or are continuing education



Overall Satisfaction with Entire Educational Experience at CCC

92% Satisfied/ Very Satisfied

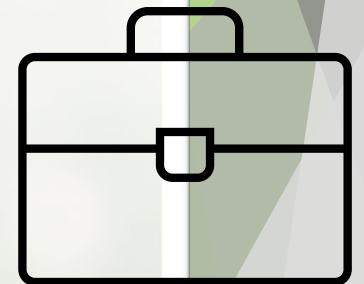
Source: Graduate Academic Experience Survey, 2021-22



Employers' Satisfaction With Preparation of Central Community College Graduates

94% Satisfied/ Very Satisfied

Source: Employer Survey, 2022



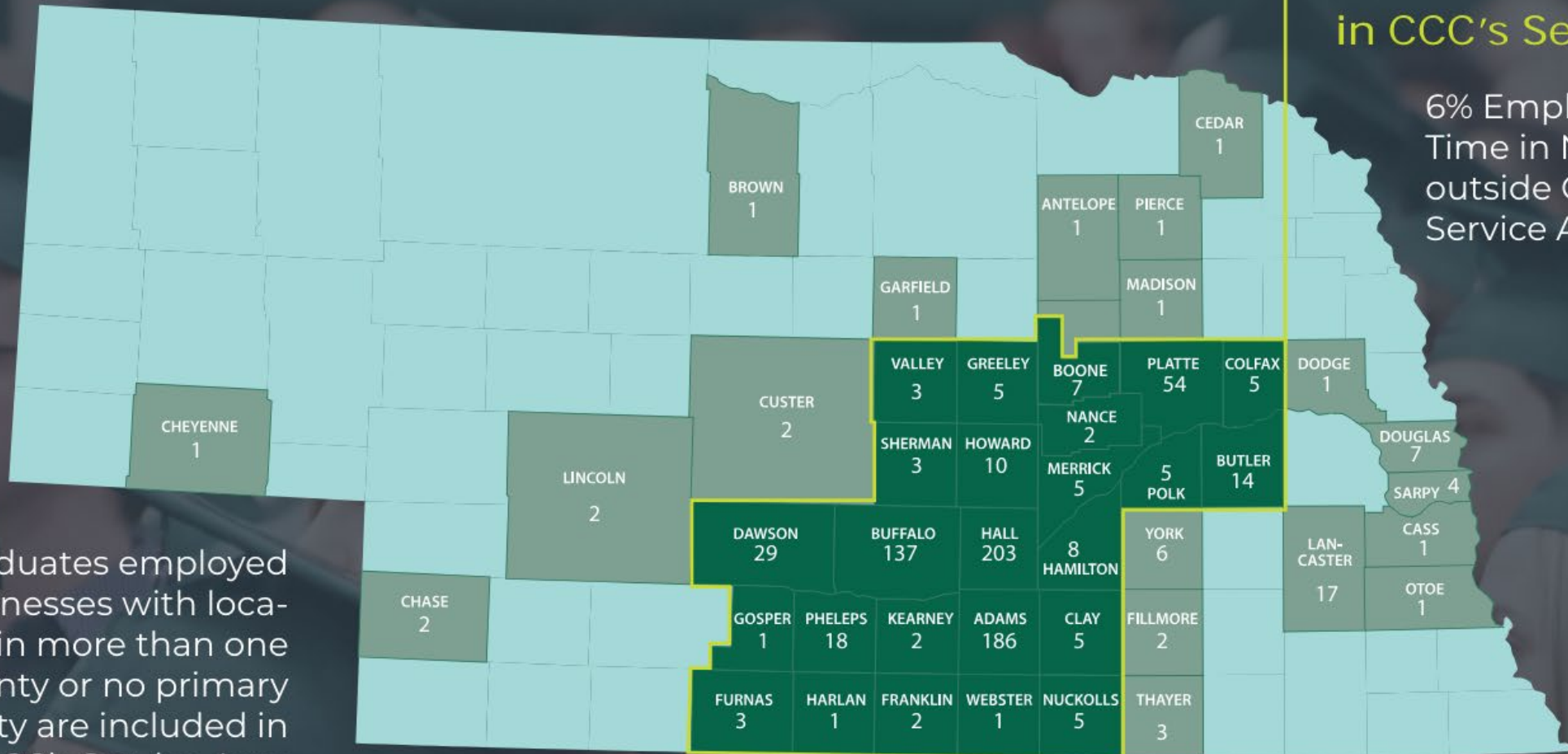
2021-22 Graduate Full-Time Employment by Location

94%

in CCC's Service Area

6% Employed Full-Time in Nebraska outside CCC's Service Area.

243 graduates employed in businesses with locations in more than one county or no primary county are included in CCC's Service Area



3- Year Average Top Hourly Wages



Top Hourly Wages

\$35.78	Mechatronics
\$32.07	Nursing Education (ADN)
\$28.66	Paramedicine
\$26.69	Dental Hygiene
\$26.22	Heavy Equipment Operator
\$25.89	Truck Driving
\$25.14	Heating, Air Conditioning and Refrigeration
\$24.24	Advanced Manufacturing Design Technology
\$23.76	Diesel Technology



*Start here,
go anywhere!*

182


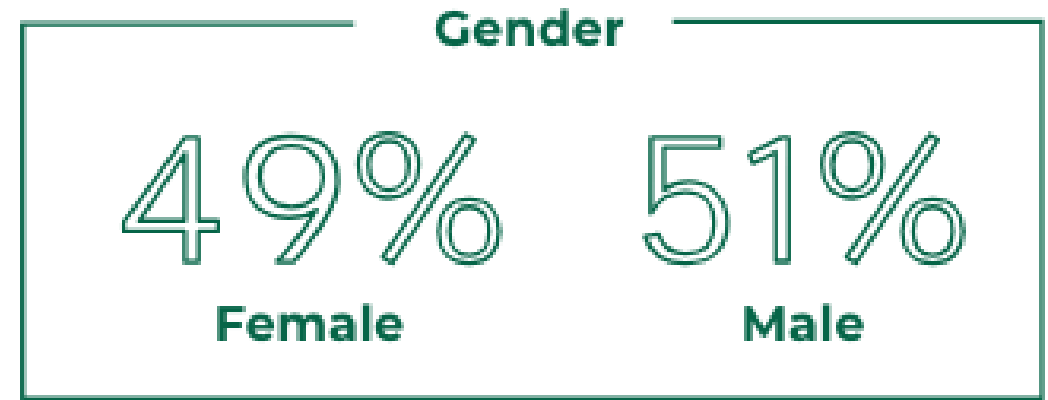
Academic Transfer Degrees

granted to 155 unduplicated students

Top five Transfer Colleges CCC Academic Transfer Graduates Attend

College or University	Percent of Graduates
University of Nebraska at Kearney	40%
University of Nebraska at Omaha	10%
University of Nebraska at Lincoln	10%
Wayne State College	6%
University of Nebraska Medical Center	5%

Graduates by Gender and Age



Graduate Outcomes Report Sources

The report uses four primary sources of data:

1. National Student Clearinghouse (NSCH): Used to track prior and post completion enrollment at other postsecondary institutions.
2. Nebraska Department of Labor Unemployment Data: Used to define salaries and full or part time employment.
(Note: Requires 18 months for data to be fully available)
3. Graduate Academic Experience Survey: Used to collect student perceptions on their academic experience at CCC.
4. Employer Survey: Used to collect Employer perspectives on student preparedness.

Published online: https://www.cccneb.edu/globalassets/documents/about/institutional-effectiveness-measures/2023-2024_gor.pdf