

INTEGRATED POSTSECONDARY EDUCATION DATA FEEDBACK REPORT 2023

Presented to Central Community College Board of
Governors

Candace Walton, Ph.D.

Prepared by Office of Institutional Effectiveness

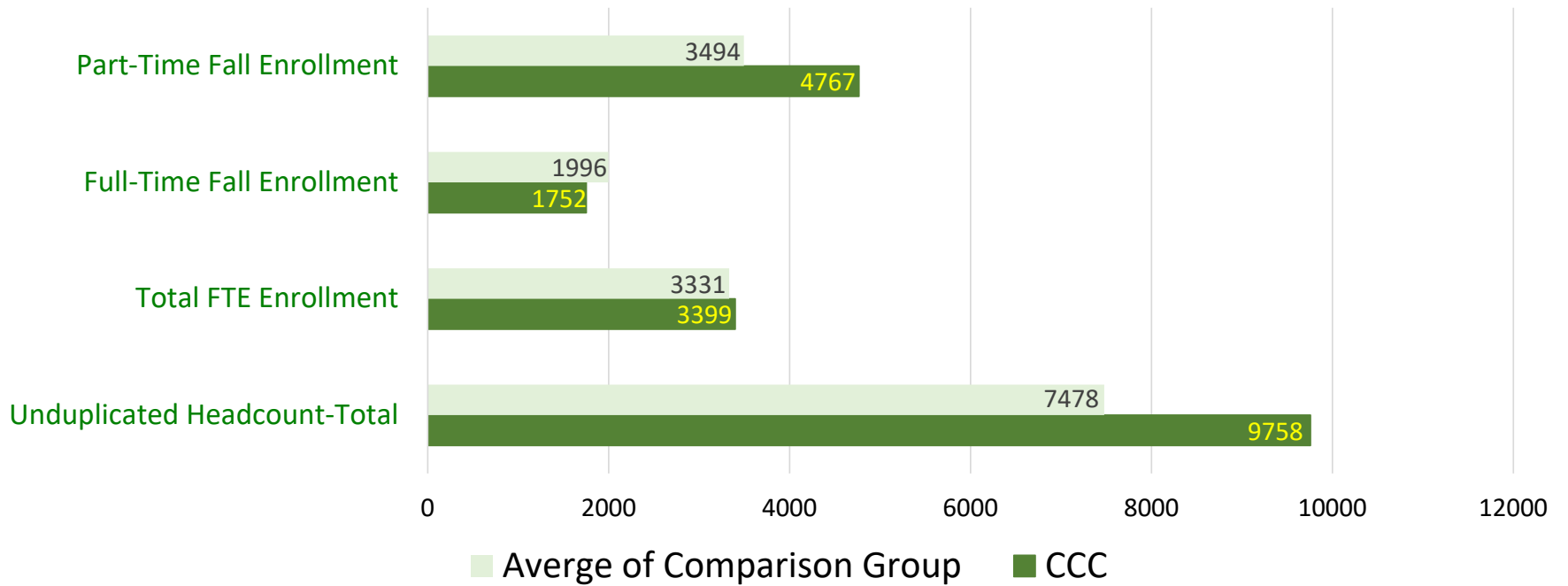
Selected factors for institutional performance.

Source: 2023 Feedback Report at: <https://nces.ed.gov/ipeds/DFR/2023/ReportPDF.aspx?unitid=180902>

Central Community Colleges' custom comparison group :

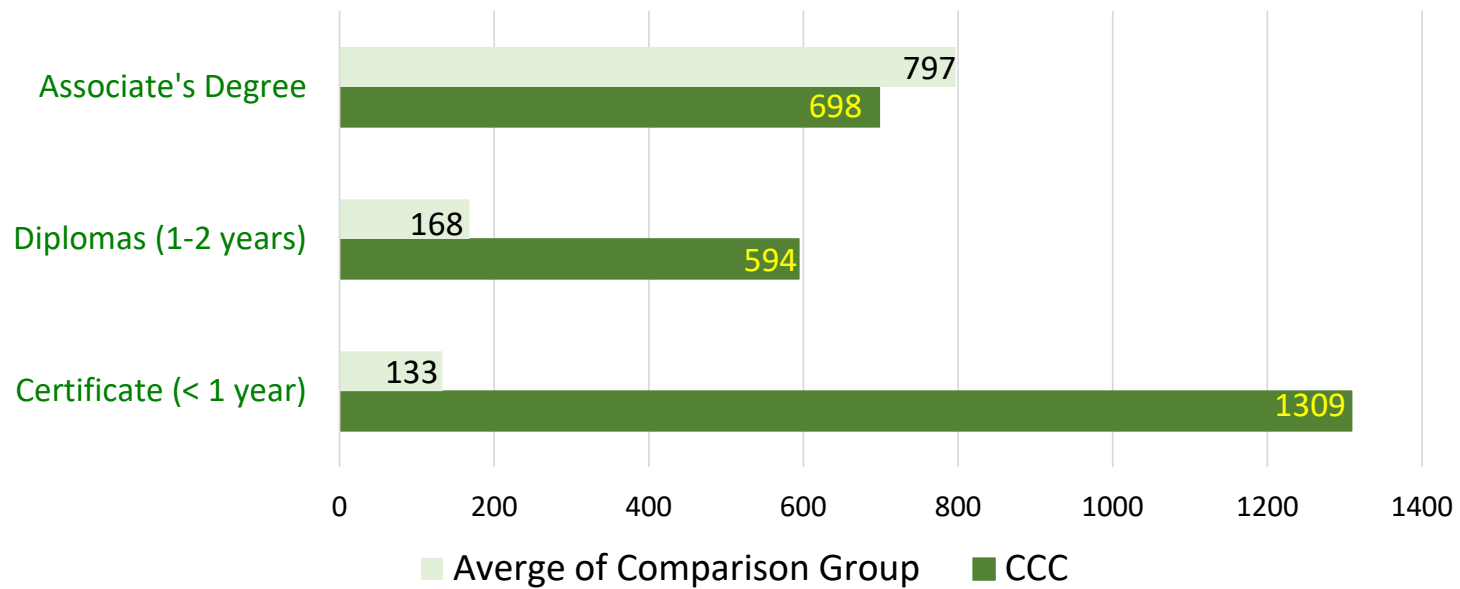
- Colorado Mountain College (Glenwood Springs, CO)
- Des Moines Area Community College (Ankeny, IA)
- Hutchinson Community College (Hutchinson, KS)
- Independence Community College (Independence, KS)
- Iowa Central Community College (Fort Dodge, IA)
- Iowa Lakes Community College (Estherville, IA)
- Iowa Western Community College (Council Bluffs, IA)
- Metropolitan Community College Area (Omaha, NE)
- Mid-Plains Community College (North Platte, NE)
- Northeast Community College (Norfolk, NE)
- Ozarks Technical Community College (Springfield, MO)
- Pikes Peak State College (Colorado Springs, CO)
- Southeast Community College Area (Lincoln, NE)
- Western Nebraska Community College (Scottsbluff, NE)
- Wichita State University-Campus of Applied Sciences and Technology (Wichita, KS)

Enrollment Measures



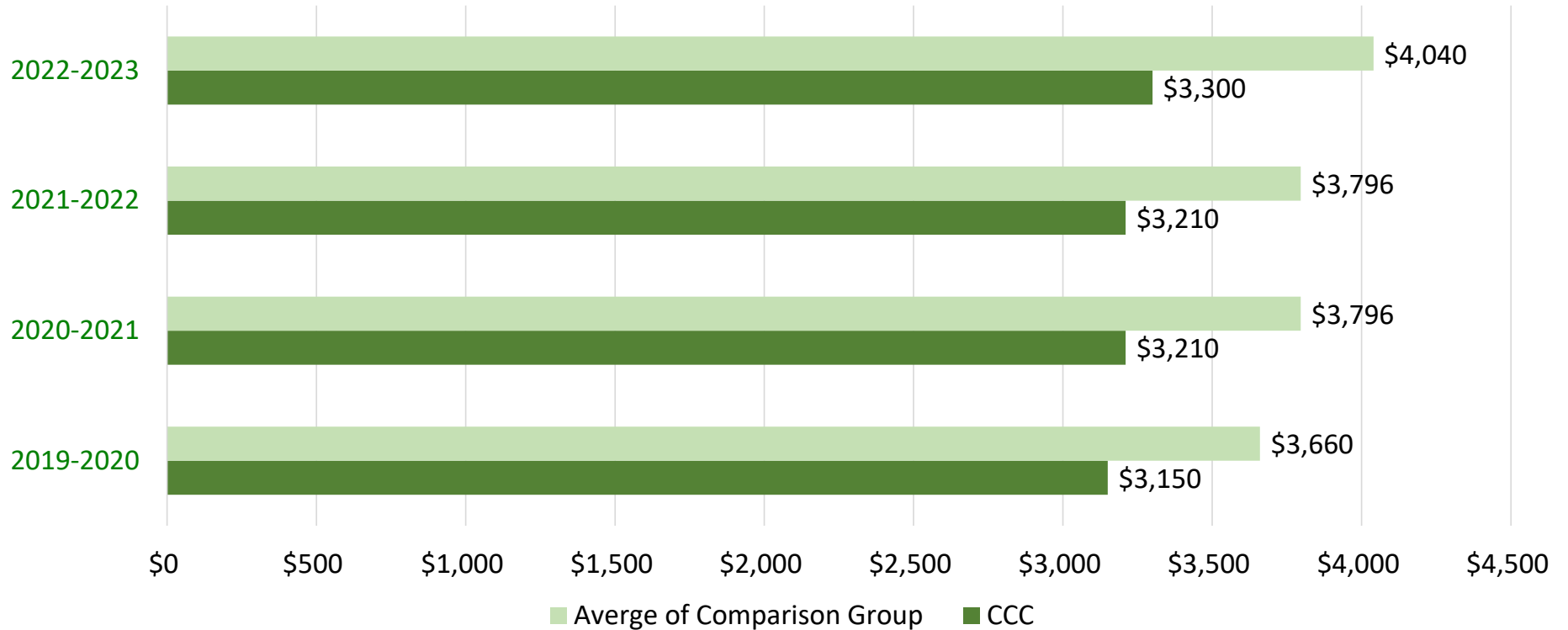
*Unduplicated 12-month headcount (2021-22), total FTE enrollment (2021-22), and full- and part-time fall enrollment (Fall 2022)

Number of Academic Awards



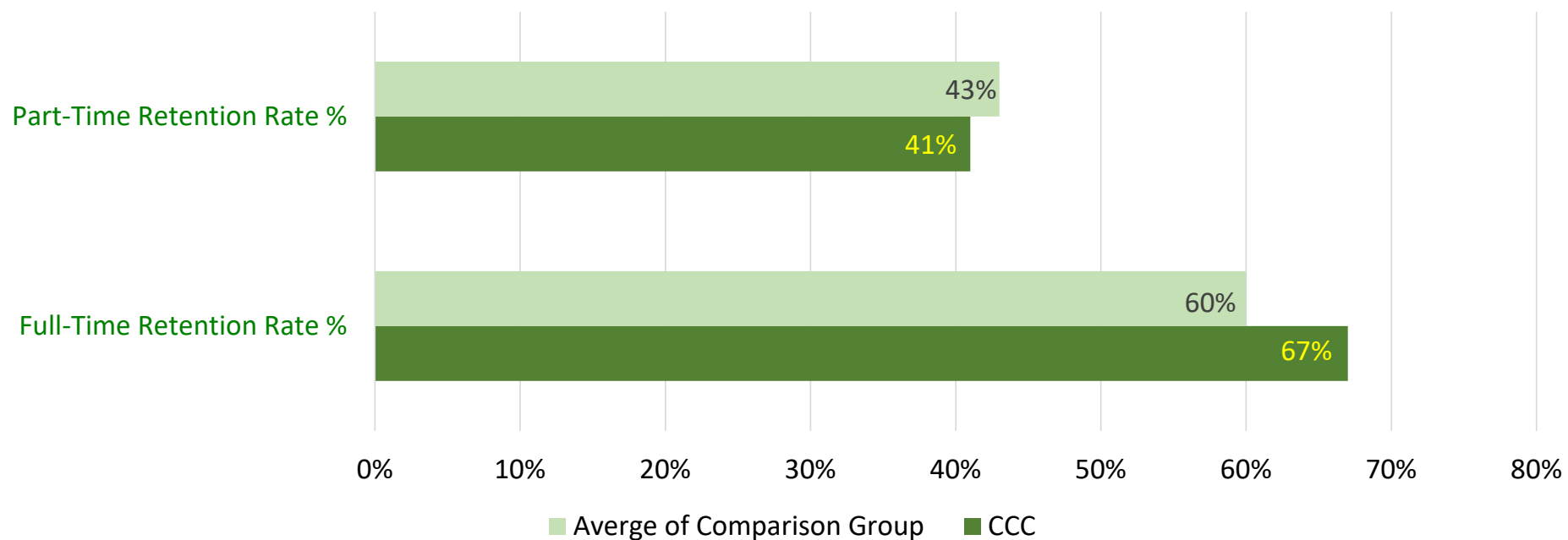
*Integrated Postsecondary Education Data System (IPEDS): 2021-22, Award by level 2021-22.

Academic Year Tuition and Required Fees (Full-Time)



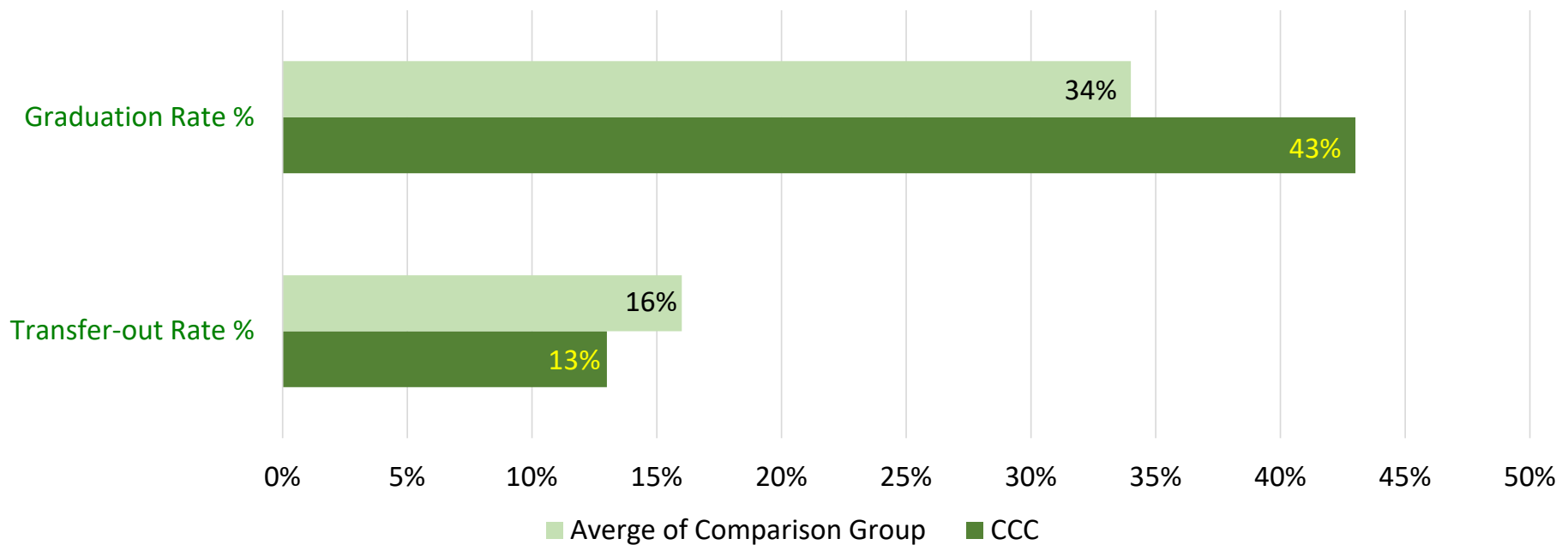
Integrated Postsecondary Education Data System (IPEDS): Fall 2022, 12-month Enrollment component and 2019-2023, Fall Enrollment component.

Retention Rates for First-Time, Full-Time Award Seeking Students



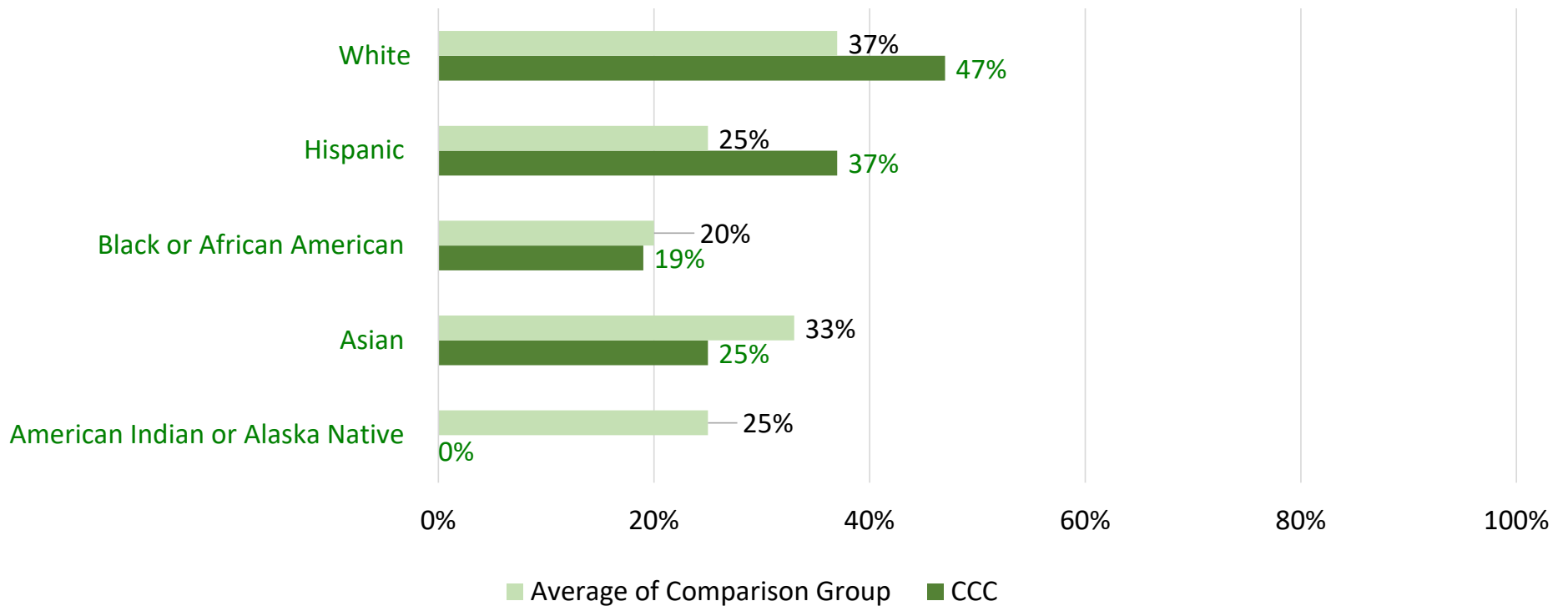
NOTE: Retention rates are measured from the fall of first enrollment to the following fall. Academic reporting institutions report retention data for the Fall 2021 cohort of students who are still enrolled as of the institution's official fall reporting date or as of October 15, 2022

Graduation Rates & Transfer Out rates for First-Time, Full-Time Award Seeking Students in 150% of time



NOTE: Graduation rate cohort includes all full-time, first-time degree/certificate-seeking undergraduate students. Graduation and transfer-out rates are the Student Right-to-Know rates. IPEDS Winter 2019 Cohort as of Winter 2023, Graduation Rates component.

Graduation Percentage Rates by Race for First-Time, Full-Time Award Seeking Students in 150% of time



NOTE: Only races with representative graduates in the give year were included, Graduation rate cohort includes all full-time, first-time degree/certificate-seeking undergraduate students. Graduation and transfer-out rates are the Student Right-to-Know rates. IPEDS Winter 2022-23, Graduation Rates component (other categories had limited or no representatives an were excluded due to chart space)

QUICK SUMMARIES

When compared to our IPEDS peer group...

About 25 percent more
part-time fall term
students and
unduplicated headcount

Slightly fewer full-time
students

About 100 fewer
associate awards and
significantly more
diplomas and
certificates

Lower tuition and fees
than peer groups

About 2 percent lower
part-time retention rate

7 percent higher full-
time retention rate

Higher graduation rate
with lower transfer out
rate

Higher enrollment of
White and Hispanic
students

Slightly lower
enrollment of Black or
African American
students

Lower American Indian
or Alaskan Native
students



May I
answer your
questions?
