



Customer Order Acknowledgement

Terex USA, LLC dba Terex Utilities - 3140 15th Avenue SE - Watertown, SD 57201 - Phone: 605-882-4000

Date: 06/03/2025

All Stock Trucks Are Subject To Prior Sale

Company: City of Crete

Address: 320 West 9th Street

Phone: 402-418-2801

City, State: Crete, NE 68333

Contact: Brian Schmidt

Email: brian.schmidt@crete.ne.gov

TEREX Quote #: QU34522

Stock Truck or Slot #: _____

Unit Model: Optima HR55

Baseline Price: \$ 279,250.00

FET Tax Estimate: If Applicable _____

Service Center Upfit: _____

Grand Total: \$ 279,250.00

This written description and attached specifications have been produced by Terex USA, LLC dba Terex Utilities and shall not be released, disclosed, nor duplicated without the written permission of Terex USA, LLC dba Terex Utilities.

Prices are subject to change until shipment. Applicable taxes and any applicable surcharges to be added. Taxes, shipping, handling and lead times are estimates and subject to change. Quoted prices are based on total package and subject to change if all items not purchased. All prices quoted are in U.S. dollars unless otherwise specified. Payment by cash or certified check only. **Chassis price based off current pricing available at time of quote. Pricing is subject to change based on vehicle sourcing; final price to be confirmed prior to time of invoice.** Chassis payment is due within 30 days of chassis receipt at our facility. Quote withdrawn after 60 days.

Please ensure the accuracy of the specifications and drawings you provide. Changes made after receipt of order may incur additional charges. If you are trading equipment in, you warrant that: You have good title to the trade-in; it is free of all liens and encumbrances; all information you have provided related to the trade-in is true and correct.

Terex purchased chassis through Terex preferred International Dealer will include at no additional cost a special tow package for 12 months/unlimited mileage to nearest International Dealership for a warrantable failure. Coverage limited to \$550 per incident. For roadside assistance call 1-800-448-7825.

Terex-purchased chassis through Terex preferred Freightliner Dealer will include at no additional cost a special tow package for 12 months/unlimited mileage/KM extended towing coverage \$550 cap FEX applies. For roadside assistance call 1-800-FTL-HELP.

Notes: 1) Delivery Terms are CPT - 2020 .
- Delivery to customer included.

2) Payment Terms are INV 30 .

3) Delivery days from receipt of order shall be 30 Days .

Buyer hereby agrees to purchase the products in this quotation, subject to acceptance by Seller. Buyer has read and agrees to Seller's Terms and Conditions of Sale.

Buyer agrees that it shall not export or re-export Terex equipment or parts, technology, information or warranty related services directly or with its knowledge indirectly into: (a) Russia, Belarus or the following regions of Ukraine: Crimea, Sevastopol, Donetsk People's Republic (DNR), Luhansk People's Republic (LNR), Kherson and Zaporizhzhia; or (b) Iran, Cuba, Syria or North Korea without first obtaining written approval from Seller.

Terex USA, LLC dba Terex Utilities

Terex Utilities Inc.

Accepted By: _____

PO Number: _____

Account Manager:

Grand Total: _____

Ryan Kloos

Date: _____



TEREX USA, LLC dba TEREX UTILITIES ("Seller")
TERMS AND CONDITIONS OF SALE
U.S. and CANADA (except Quebec)

1. Terms and Conditions. The provision by Seller to Buyer of any Equipment or Parts (collectively referred to as "Products") shall be exclusively governed by these Terms and Conditions of Sale ("Terms and Conditions") and Seller's sales order acknowledgement (collectively referred to as "Agreement"). This Agreement cancels and supersedes any and all terms and conditions previously issued by Seller and shall remain in effect unless and until superseded in writing by Seller. Acceptance of an order for Products by Seller shall be deemed to constitute a binding agreement between the parties pursuant to these Terms and Conditions and Buyer agrees that the order may not thereafter be countermanded or otherwise changed without the explicit prior written consent of Seller. No other terms and conditions shall apply, including the terms of any purchase order submitted to Seller by Buyer, whether or not objected to by Seller or whether or not such terms are inconsistent or conflict with or are in addition to these Terms and Conditions. These Terms and Conditions shall be deemed accepted by Buyer if any of the following occurs: (i) if confirmed by Buyer, (ii) if undisputed by Buyer within ten (10) days after receipt, or (iii) if Seller delivers Products to Buyer. Any communication construed as an offer by Seller and acceptance thereof is expressly limited to these Terms and Conditions. The Products are intended for industrial/commercial use by professional contractors and their trained employees and are not intended for use by consumers.

2. Terms of Payments. Payment for Products purchased by Buyer shall be made in accordance with any of the following terms, provided they have been previously arranged with and expressly approved by Seller in writing: (1) cash in advance; (2) confirmed, irrevocable letter of credit established in such amount and form and at such time and at such bank as shall be approved by Seller in respect of each order; (3) credit account purchases for which payment will be due and payable on net thirty (30) day terms, plus service and other charges applicable to past due amounts in accordance with Seller's written notices; or (4) other payment arrangements expressly approved by Seller in writing prior to or at the time the order is placed. If any Buyer credit account purchase is not paid in accordance with Seller's credit payment terms, in addition to any other remedies allowed in equity or by law, Seller may refuse to make further shipments without advance payment by Buyer. Nothing contained herein shall be construed as requiring Seller to sell any Products to Buyer on credit terms at any time, or prohibiting Seller from making any and all credit decisions which it, in its sole discretion, deems appropriate for Seller. Seller shall have the right, at its option, to charge interest on all amounts not paid when due and Buyer agrees to pay such interest calculated on a daily basis, from the date that payment was due until the Seller receives payment in full, at the rate of 1.5% per month or the maximum rate permitted by applicable law. Unless otherwise agreed in writing between Seller and Buyer, Seller may, in its sole discretion, increase or decrease the price of any Product, as Seller deems reasonably necessary, at any time prior to shipment and invoice Buyer for the same. If Buyer orders the chassis through Seller, the chassis payment is due upon receipt of chassis by Seller and the balance owed for the completed unit is due in accordance with agreed upon payment terms. When supplied by Buyer, Seller will inspect the chassis upon receipt and will notify Buyer of any chassis mounted components (including but not limited to fuel tanks, air tanks, battery boxes and exhaust systems) that require relocation. Buyer will be invoiced for such work upon completion of the finished Equipment.

3. Taxes and Duties. Unless otherwise noted, prices quoted do not include taxes or duties of any kind or nature. Buyer agrees that it will be responsible for filing all tax returns and paying applicable tax, duty, export preparation charge and export documentation charge resulting from the purchase of the Products. In addition, in the event any other similar tax is determined to apply to Buyer's purchase of the Products from Seller, Buyer agrees to indemnify and hold Seller harmless from and against any and all such other similar taxes, duties and fees. All prices quoted are U.S. dollars unless otherwise specified. The amount of any present or future taxes applicable to the sale, transfer, lease or use of the Products shall be paid by Buyer; or in lieu thereof, Buyer shall provide Seller with a tax exemption certificate satisfactory to the applicable taxing authority proving that no such tax is due and payable upon such sale, transfer, lease or use.

4. Title, Property, Risk and Delivery. Unless otherwise stated in writing, for all intra-continental United States shipments, all prices and delivery are FCA, point of manufacture (Incoterms 2020); for all other shipments, all prices and delivery are FAS, named port of shipment (Incoterms 2020). Title and all risk of loss or damage to Products shall pass to Buyer upon delivery, as per Incoterms 2020. Any claims for loss, damage or delay in transit must be entered and prosecuted by the Buyer directly with the carrier, who is hereby declared to be the agent of the Buyer. Seller shall not be liable for any delay in performance of this agreement or delivery of the Products, or for any damages suffered by Buyer by reason of delay, when the delay is caused, directly or indirectly, by a force majeure event described in Section 20 herein or any other cause beyond Seller's control. Claims for shortages in shipments shall be deemed waived and released by Buyer unless made in writing within five (5) days after Buyer's receipt of shipment. Seller's responsibility for shipment shall cease upon delivery of the Products to the place of shipment, and all claims occurring thereafter shall be made to or against the carrier by Buyer. Delivery shall generally be 240 to 270 days after receipt by Seller of a signed Order, provided that, where applicable: (1) Seller receives the chassis a minimum of 90 days prior to scheduled delivery, (2) drawings are timely sent by Buyer and the approved drawings are returned to Seller by Buyer by the requested date, (3) all vendor-supplied components and Buyer-supplied accessories are received by Seller by the date necessary to comply with scheduled delivery. Seller shall not be liable for any delay in performance of this agreement or delivery of the Products, or for any damages suffered by Buyer by reason of delay, when the delay is caused, directly or indirectly, by a force majeure event described in Section 20 herein or any other cause beyond Seller's control. Claims for shortages in shipments shall be deemed waived and released by Buyer unless made in writing within fifteen (15) days after Buyer's receipt of shipment. Seller's responsibility for shipment shall cease upon delivery of the Parts and or Equipment to the place of shipment, and all claims occurring thereafter shall be made to or against the carrier by Buyer.

5. Delays Caused By Buyer. In the event of a delay in shipment or delivery due to delay by Buyer in furnishing delivery instructions, arranging a method of payment satisfactory to Seller, submitting valid import permits or licenses, or any other delay caused by Buyer or at Buyer's request, if the Products are not shipped or delivered within five (5) days from the first date they are ready to be shipped or



delivered, then Seller shall be entitled to charge, as compensation, any additional costs incurred related to such delay. If the Products are not shipped or delivered by the date which is ten (10) days from the first date they are ready to be shipped or delivered, then Buyer's order shall be deemed cancelled and Seller may, in its sole discretion, sell such Products to another buyer without any liability or responsibility to Buyer whatsoever. Seller shall have the right to keep payments on account already received from Buyer, and the difference between the sales price (increased by any other and all further costs, including but not limited to attorney's fees and expenses, storage and other costs, and interest accrued thereon) and the price received from another buyer shall constitute a debt of Buyer and bear interest at the same rate set forth in Section 2 herein. Seller shall be entitled to claim for any further damages suffered as a consequence of Buyer's breach of its obligations hereunder.

6. Cancellation. Prior to delivery to place of shipment, a Product order may be cancelled only with Seller's prior consent and upon terms indemnifying Seller from all resulting losses and damages. Seller shall have the right to cancel and refuse to complete a Product order if any term and/or condition governing this agreement is not complied with by Buyer. In the event of cancellation by Seller, or in the event Seller consents to a request by Buyer to stop work or to cancel the whole or any part of any order, Buyer shall, in the event that Seller asks Buyer to do so, make reimbursement to Seller, as follows: (i) any and all work that can be completed within thirty (30) days from date of notification to stop work on account of cancellation shall be completed, shipped and paid in full; and (ii) for work in progress and any materials and supplies procured or for which definite commitments have been made by Seller in connection with the order, Buyer shall pay such sums as may be required to fully compensate Seller for actual costs incurred, plus fifteen percent (15%). Buyer may not cancel any order after Seller's delivery to place of shipment. Orders for "Special" Equipment may not be cancelled after acceptance, except by Seller. Items of "Special" Equipment are those that differ from standard Seller specifications, have a limited market, or incorporate specifications that have been determined for a specific application. Determination of whether an item of Equipment is "Special" shall be made by Seller in its sole discretion.

7. Inspection and Acceptance. Buyer agrees that it shall inspect the Products immediately after receipt and promptly (in no event later than fifteen (15) days after receipt) notify Seller in writing of any non-conformity or defect. Buyer further agrees that failure to give such prompt notice or the commercial use of the Products shall constitute acceptance. Acceptance shall be final and Buyer waives the right to revoke acceptance for any reason, whether or not known by Buyer at the time of such acceptance. The giving of any such notice by Buyer shall automatically cause the provisions of Seller's warranty to apply and govern the rights, obligations and liabilities of the parties with respect to such nonconformity or defect, provided under no circumstances shall rejection give rise to any liability of Seller for incidental or consequential damages or losses of any kind. Seller shall not be bound by any agent's, employee's or any other representation, promise or inducement not set forth herein. Seller's catalogues, technical circulars, price lists, illustrations, drawings and any other similar literature are for Buyer's general guidance only and the particulars contained in them shall not constitute representations by Seller and Seller shall not be bound by them.

8. Warranty for New Products. Seller warrants its new Equipment and Parts manufactured and sold worldwide, to be free, under normal use and service, of any defects in material or workmanship for a period of twelve (12) months from the date of delivery (as limited by Seller's Limited Product Warranty); provided that Buyer sends Seller written notice of the defect within thirty (30) days of its discovery and establishes that: (i) the Equipment has been operated and maintained in strict compliance with Seller's operating and maintenance manuals; and (ii) the defect did not result in any manner from the intentional or negligent action or inaction of Buyer, its agents or employees and (2) a new machine registration certificate has been completed, signed and delivered to the Seller within thirty (30) days of the Equipment's "in-service" date. If requested by Seller, Buyer must return any defective Product to Seller's manufacturing facility, or other location designated by Seller, for inspection, and if Buyer cannot establish that conditions (i) and (ii) above have been met, then this warranty shall not cover the alleged defect. Failure to give written notice of defect within such period shall be a waiver of this warranty and any assistance rendered thereafter shall not extend or revive it. Accessories, assemblies and components included in the Products of Seller, which are not manufactured by Seller, are subject to the warranty of their respective manufacturers. This warranty shall not cover any item on which serial numbers have been altered, defaced or removed. Maintenance and wear parts are not covered by this warranty and are the sole maintenance responsibility of Buyer. This warranty is limited to the original purchaser or end-user if sold to a distributor, and is not assignable or otherwise transferable without written agreement of Seller. **THIS WARRANTY IS EXPRESSLY IN LIEU OF AND EXCLUDES ALL OTHER WARRANTIES, EXPRESS OR IMPLIED (INCLUDING THE WARRANTIES OF MERCHANTABILITY AND FITNESS FOR A PARTICULAR PURPOSE) AND ALL OTHER OBLIGATIONS OR LIABILITY ON SELLER'S PART. THERE ARE NO WARRANTIES THAT EXTEND BEYOND THE LIMITED WARRANTY CONTAINED HEREIN.** Seller neither assumes nor authorizes any other person to assume for Seller any other liability in connection with the sale of Seller's Products. This warranty shall not apply to any of Seller's Products or any part thereof which has been subject to misuse, alteration, abuse, negligence, accident, acts of God or sabotage. No action by either party shall operate to extend or revive this limited warranty without prior written consent of Seller.

9. Warranty for Used Equipment. Used Equipment sold hereunder is sold on an "AS IS, WHERE IS, WITH ALL FAULTS" BASIS WITH NO WARRANTIES WHATSOEVER, EXCEPT AS TO TITLE, UNLESS OTHERWISE SPECIFICALLY AGREED IN WRITING BY BUYER AND SELLER. SELLER ASSUMES NO RESPONSIBILITY FOR THE CONDITION, SAFETY, LEGAL COMPLIANCE, OR USABILITY OF THE USED EQUIPMENT AND MAKES NO REPRESENTATION OR WARRANTY, EXPRESS OR IMPLIED, WITH RESPECT TO THE USED EQUIPMENT INCLUDING, WITHOUT LIMITATION, ANY IMPLIED WARRANTY OF MERCHANTABILITY OR FITNESS FOR A PARTICULAR PURPOSE. SELLER MAKES NO REPRESENTATION OR WARRANTY REGARDING THE CONDITION OF THE USED EQUIPMENT, NOR THE SUFFICIENCY OF ANY WARNINGS, INSTRUCTIONS OR MANUALS PROVIDED WITH THE USED EQUIPMENT. Seller recommends and Buyer acknowledges that Buyer should contact the original manufacturer to obtain all available information for the used Equipment, including but not limited to product manuals, warnings, safety bulletins, recall notices, and instructional placards before using the used Equipment. Seller shall not be responsible for providing such information. Buyer agrees not to assert any claims against Seller with respect to the used Equipment or its use. Buyer agrees that it shall inspect the used Equipment prior to issuance of a purchase order for such Equipment and acknowledges that it is not relying upon



any photographs, images, videos, representations, statements or other assertions made by Seller with respect to the used Equipment's condition, but is relying upon its own knowledge and/or inspection of the used Equipment.

10. Remedies for Breach. IN THE EVENT OF ANY BREACH OF THE WARRANTY BY SELLER, THE PARTIES AGREE THAT SELLER'S LIABILITY SHALL BE LIMITED EXCLUSIVELY TO THE REMEDIES OF REPAIR OR REPLACEMENT (AT SELLER'S SOLE DISCRETION) OF ANY DEFECTIVE EQUIPMENT COVERED BY THE WARRANTY. In no event shall any repair or replacement of any defective equipment covered by the Seller's warranty extend the length of the warranty beyond the period specified in Section 8 herein.

11. Limitation of Liability. NOTWITHSTANDING ANYTHING CONTAINED IN THIS AGREEMENT TO THE CONTRARY, Seller and its affiliates shall not be liable for, and specifically disclaim, any liability for any: (a) LOST PROFITS and/or business interruption (WHETHER DIRECT OR INDIRECT); and (b) indirect, incidental, consequential (whether direct or indirect) or other damages or losses of any kind whatsoever, including, without limitation, labor costs, lost profits, loss of use of other equipment, third party repairs, personal injury, emotional or mental distress, improper performance or work, penalties of any kind, loss of service of personnel, or failure of Products to comply with any federal, state, provincial or local laws, regardless of whether arising from a breach of contract, or warranty, legal claims or otherwise. Nothing in this Section shall operate to exclude Seller's liability for death or personal injury when directly related to Seller's negligent act or omission.

12. Limitation of Actions. Any action for breach of this agreement must be commenced within one (1) year after the cause of action has accrued.

13. Specification Changes. In the event Seller incurs additional expense because of changes in specifications or drawings previously approved by Buyer, or in the event Seller is required to modify the ordered Equipment, perform any additional work or supply any additional Products, the additional expense shall be added to the purchase price. Buyer must submit to Seller a revised purchase order specifying any and all requested changes. Upon receipt of Buyer's revised purchase order, Seller shall have the right, in its sole discretion, to accept or reject any changes in specifications requested by Buyer.

14. Trade-in Offers. Trade-in offers are subject to Seller's inspection and acceptance of the equipment, which must have been maintained to U.S. Department of Transportation operating and safety standards. All accessories on the equipment, including without limitation jibs, winches, pintle hooks and trailer connectors, must remain with the equipment unless otherwise agreed by Seller and Buyer in writing. Seller reserves the right to cancel any trade-in offers or agreements if these conditions are not met, or if Buyer has misrepresented any information about the trade-in unit.

15. Insurance. Until the purchase price of any Products is paid in full, the Buyer shall provide and maintain insurance equal to the total value of the Equipment delivered hereunder against customary casualties and risks; including, but not limited to fire and explosion, and shall also insure against liability for accidents and injuries to the public or to employees, in the names of Seller and Buyer as their interest may appear, and in an amount satisfactory to Seller. If the Buyer fails to provide such insurance, it then becomes the Buyer's responsibility to notify the Seller so that the Seller may provide same; and the cost thereof shall be added to the contract price. All loss resulting from the failure to affect such insurance shall be assumed by the Buyer.

16. Patents, Copyrights, Trademarks, Confidentiality. No license or other rights under any patents, copyrights or trademarks owned or controlled by Seller or under which Seller is licensed are granted to Buyer or implied by the sale of Products hereunder. Buyer shall not identify as genuine products of Seller products purchased hereunder which Buyer has treated, modified or altered in any way, nor shall Buyer use Seller's trademarks to identify such products; provided, however, that Buyer may identify such products as utilizing, containing or having been manufactured from genuine products of Seller as treated, modified or altered by Buyer or Buyer's representative, upon prior written approval of Seller. All plans, photographs, designs, drawings, blueprints, manuals, specifications and other documents relating to the business of Seller ("Information") shall be and remain the exclusive property of Seller and shall be treated by Buyer as confidential information and not disclosed, given, loaned, exhibited, sold or transferred to any third party without Seller's prior written approval; provided, however, that these restrictions shall not apply to Information that Buyer can demonstrate: (a) at the time of disclosure, is generally known to the public other than as a result of a breach of this Agreement by Buyer; or (b) is already in Buyer's possession at the time of disclosure by from a third party having a right to impart such Information.

17. Default and Seller's Remedies. In the event of default by Buyer, all unpaid sums and installments owed to Seller, shall, at Seller's sole option, become immediately due and payable without notice of any kind to Buyer. In addition to its right of acceleration, Seller may pursue any and all remedies allowed by law or in equity, including but not limited to any and all remedies available to it under the Delaware Uniform Commercial Code. In addition to the foregoing, and not in limitation thereof, Seller shall have the right to set off any credits or amounts owed to Buyer against any amounts owed by Buyer to Seller.

18. Indemnification by Buyer. Buyer hereby agrees to indemnify, release, defend and hold harmless Seller, its directors, officers, employees, agents, representatives, successors, and assigns against any and all suits, actions or proceedings at law or in equity (including the costs, expenses and reasonable attorney's fees incurred in connection with the defense of any such matter) and from any and all claims demands, losses, judgments, damages, costs, expenses or liabilities, to any person whatsoever (including Buyer's and Seller's employees or any third party), or damage to any property (including Buyer's property) arising out of or in any way connected with the performance or the furnishing of Products under this agreement, regardless of whether any act, omission, negligence (including any act, omission or negligence, relating to the manufacture, design, repair, erection, service or installation of or warnings made or lack thereof with respect to any Products furnished hereunder) of Seller, its directors, officers, employees, agents, representatives,



successors or assigns caused or contributed thereto. If Buyer fails to fulfill any of its obligations under this paragraph or this agreement, Buyer agrees to pay Seller all costs, expenses and attorney's fees incurred by Seller to establish or enforce Seller's rights. The provisions of this paragraph are in addition to any other rights or obligations set forth in this agreement.

19. Installation. Unless otherwise expressly agreed in writing, Buyer shall be solely responsible for the installation and erection of the Products purchased. Although Seller may in some cases provide a serviceman, data and drawings to aid Buyer with installation or start-up, Seller assumes no responsibility for proper installation or support of any Products when installed and disclaims any express or implied warranties with respect to such installation and support. Notwithstanding whether data and drawings are provided or a serviceman aids in the installation, Buyer shall indemnify and hold Seller harmless and at Seller's request, defend Seller from all claims, demands or legal proceedings (including the costs, expenses and reasonable attorney's fees incurred in connection with the defense of any such matter) which may be made or brought against Seller in connection with damage or personal injury arising out of said installation or start-up.

20. Force Majeure. Seller shall not be liable to Buyer or be deemed to be in breach of this agreement by reason of any delay in performing, or any failure to perform, any of Seller's obligations in relation to the Products if the delay or failure was due to any cause beyond the reasonable control of Seller including (without limitation) strike, lockout, riot, civil commotion, fire, accident, explosion, tempest, act of God, war, epidemic, stoppage of transport, terrorist activity, supply shortage or changes in government, governmental agency, laws, regulations or administrative practices.

21. Anti-Corruption; Export Controls; No Boycotts. Buyer agrees that it shall, and that any party retained or paid by the Buyer ("Retained Party") shall, comply with all applicable laws including, but not limited to, laws prohibiting public corruption and commercial bribery. Buyer further agrees that it shall, and that any Retained Party shall, comply with all applicable export controls, economic sanctions, embargoes and regulations regarding the export, re-export, shipment, distribution and/or sale of Products, technology, information or warranty related services. Buyer further agrees that it shall not, and any Retained Party shall not, export or re-export Products, technology, information or warranty related services directly or with its knowledge indirectly into Iran, Sudan, Cuba, Syria, North Korea, the Crimea Region of the Ukraine or Russia without Buyer first obtaining written approval from Seller. Failure to comply strictly with this section and all applicable laws, regulations and licensing/approval requirements shall be grounds for immediate termination of this agreement by Seller. Notwithstanding anything to the contrary contained in any agreement between the Buyer and Seller or in any other document or agreement relating to the Products sold hereunder, Seller will not comply with requests related to the boycott of any country or other jurisdiction, except to the extent such boycott is required by or otherwise not inconsistent with United States law.

22. Telematics. If a telematics system is included with the Equipment, the telematics system is administered by a third party ("Teleservice Provider") and collects a range of operational data about the Equipment including, but not limited to, usage, performance and reliability. Buyer consents to Seller's obtaining such data from the Teleservice Provider for warranty, product improvement, marketing and customer support purposes and to Seller's management and reporting of data (personal and non-personal) about the Equipment including, but not limited to, fuel consumption, up/down times, operation, defects, parts replacement, movement and location. Buyer shall, to the extent required by applicable law, obtain consent from its customers and/or any third party for Seller and/or third parties to provide teleservices and data to Buyer. Buyer shall comply with all applicable laws relating to the provision of teleservices. Buyer agrees to be bound by the current version of the Terex Telematics Terms of Use at <https://www.terex.com/en/products/telematics-tou>.

23. Construction and Severability. These Terms and Conditions of Sale constitute the entire agreement between the parties regarding the subject matter hereof and shall be construed and enforced in accordance with the laws of Delaware. The United Nations Convention on Contracts for the International Sale of Goods (1980) (CISG) shall not apply. The invalidity or unenforceability of any provisions of this agreement shall not affect any other provision and this agreement shall be construed in all respects as if such invalid or unenforceable provision were omitted.

24. Jurisdiction. The parties agree that the proper and exclusive forum and venue in all legal actions brought to enforce or construe any provisions herein shall be in United States District Court, District of Delaware or, if federal jurisdiction is lacking in such action, in New Castle County Superior Court in Delaware.

25. No Assignment. No rights arising under this agreement may be assigned by the Buyer unless expressly agreed to in writing by the Seller.

26. No Set-off. Buyer shall have no right to set-off any amounts it may owe Seller against amounts Seller may owe Buyer under this or any other agreement between Buyer and Seller.

27. Miscellaneous. Buyer represents that: (i) it is solvent and has the financial ability to pay for the Equipment and Parts purchased hereunder and (ii) it has all requisite right, power and authority to perform its obligations under this agreement.

Buyer's Initials: _____



LIMITED PRODUCT WARRANTY

TEREX USA, LLC dba TEREX UTILITIES ("Seller"), as to the equipment manufactured by each respective company, warrants its new equipment and parts manufactured and sold worldwide to be free, under normal use and service, of any defects in manufacture or materials for a period of **12 months from date of delivery to the first end user, but in no event longer than 18 months from date of shipment from the factory**; provided that (1) Seller receives written notice of the defect within thirty (30) days of its discovery and Buyer establishes that (i) the equipment has been maintained and operated within the limits of rated and normal usage; and (ii) the defect did not result in any manner from the intentional or negligent action or inaction by Buyer, its agents or employees, and (2) a new machine registration certificate has been completed and received by Seller within thirty (30) days of the equipment's "in-service" date. If requested by Seller, Buyer must return the defective equipment to Seller's manufacturing facility, or other location designated by Seller, for inspection, and if Buyer cannot establish that conditions (1) (i) and (1) (ii) above have been met, then this warranty shall not cover the alleged defect.

Seller's obligation and liability under this warranty is expressly limited to, at Seller's sole option, repairing or replacing, with new or remanufactured parts or components, any part which appears to Seller upon inspection to have been defective in material or workmanship. Such parts shall be provided at no cost to the owner, FOB Seller's parts facility (Incoterms 2010). If requested by Seller, components or parts for which a warranty claim is made shall be returned to Seller at a location designated by Seller. All components and parts replaced under this warranty become the property of Seller. This warranty shall be null and void if parts (including wear parts) or attachments other than genuine OEM Seller parts or approved attachments are used in or attached to the equipment.

Accessories, assemblies and components included in Seller's equipment, which are not manufactured by Seller, are subject to the warranty of their respective manufacturers. Normal maintenance, adjustments, or maintenance/wear parts, are not covered by this warranty and are the sole maintenance responsibility of Buyer.

The following structural members have a lifetime parts only warranty for the original Buyer after date of shipment from Seller: sub frame, pedestal, turntable, and boom. Replacement of fiberglass jibs, seals, gaskets, hoses, and exterior coating is not covered under the lifetime warranty. The lifetime warranty requires an annual service inspection of the equipment by an authorized distributor of Seller. The sub frame, pedestal, turntable, and boom shall have a 5 year parts only warranty if the annual service inspection is performed by an approved entity other than an authorized distributor of Seller. All replacement parts must be genuine OEM Seller parts.

SELLER MAKES NO OTHER WARRANTY, EXPRESS OR IMPLIED, AND MAKES NO WARRANTY OF MERCHANTABILITY OR FITNESS FOR ANY PARTICULAR PURPOSE, AS TO THE EQUIPMENT AND PARTS IT SUPPLIES.

No employee or representative of Seller is authorized to modify this warranty unless such modification is made in writing and signed by an authorized officer of Seller. Seller's warranty is continuous for the stated period, and "stopping and restarting" such period is not permitted.

Seller's obligation under this warranty shall not include duty, taxes, environmental fees, including without limitation, disposal or handling of tires, batteries, petrochemical items, or any other charges whatsoever. Seller shall not be liable for indirect, incidental, or consequential damages, even if advised of the possibility of such damages.

Improper maintenance, improper use, abuse, improper storage, operation beyond rated capacity, operation after discovery of defective or worn parts, accident, sabotage or alteration or repair of the equipment by persons not authorized by Seller shall render this warranty null and void. Seller reserves the right to inspect the installation of the product and review maintenance procedures to determine if the failure is covered under this warranty.

Parts Warranty: Seller warrants the parts ordered from the Seller to be free of defects in materials or workmanship for either (1) a period of 12 months after date of shipment from the factory, or (2) the balance of the remaining new equipment warranty, whichever occurs first. With respect to parts ordered from Seller for equipment for which the warranty has expired, Seller warrants such parts to be free of defects in materials or workmanship for a period of 12 months after date of shipment from the factory.

NO TRANSFERABILITY OF WARRANTY: This warranty is limited to the original purchaser or original end-user if sold to a distributor, and is not assignable or otherwise transferable without the written agreement of Seller.

ITEMS NOT COVERED BY WARRANTY

The following listed items, which are not exhaustive, are **NOT** covered under this warranty:

1. Items sold by any individual, corporation, partnership or any other organization or legal entity that is not authorized by Seller to distribute its equipment.



LIMITED PRODUCT WARRANTY

2. Inbound freight, duty and taxes for replacement components or outbound freight, duty, and taxes for any part requested as a warranty return.
3. Components which are not manufactured by Seller or its affiliates. Such components may include, but are not limited to, chassis, engines, batteries, tires, customer-supplied products, transmissions, air compressors, and axles.
4. Replacement of a complete assembly that is field repairable by the replacement or repair of defective part(s) within the assembly. Seller has the option to repair or replace any defective part or assembly.
5. Wear parts and maintenance services including, but not limited to: lamps, lenses, seals, gaskets, hoses, filters, breathers, belts, nozzles, friction plates, glass, clutch and brake linings, wire rope, nuts and fittings, exterior coatings, proper tightening of bolts, adding or replacing of fluids, adjustments of any kind, services, inspections, diagnostic time, travel time and supplies such as hand cleaners, towels and lubricants.
6. Damage caused by carrier handling. Any such claim for damage should be filed immediately with the respective carrier.
7. Repairs, work required or parts exposed as the result of age, storage, weathering, lack of use, demonstration use, or use for transportation of corrosive chemicals.
8. Damage resulting to the equipment or parts should the owner or operator continue to operate the equipment after it has been noted that a failure has occurred.
9. Damage caused by, or labor or other costs related to, work performed by personnel not authorized by Seller to service the equipment.

IN NO EVENT SHALL SELLER, OR ANY AFFILIATE, SUBSIDIARY OR DIVISION THEREOF BE LIABLE FOR INDIRECT, INCIDENTAL OR CONSEQUENTIAL DAMAGES OR LOSSES RESULTING FROM ANY BREACH OF WARRANTY, REPRESENTATION OR CONDITION, EXPRESS OR IMPLIED, OR ANY TERMS OF THIS WARRANTY, OR ANY BREACH OF ANY DUTY OR OBLIGATION IMPOSED BY STATUTE, CONTRACT, TORT, COMMON LAW OR OTHERWISE (WHETHER OR NOT CAUSED BY THE NEGLIGENCE OF THE SELLER, ITS EMPLOYEES, AGENTS OR OTHERWISE), INCLUDING, WITHOUT LIMITATION, LOSS OF USE, LOST PROFITS OR REVENUES, LABOR OR EMPLOYMENT COSTS, LOSS OF USE OF OTHER EQUIPMENT, DOWNTIME OR HIRE CHARGES, THIRD PARTY REPAIRS, IMPROPER PERFORMANCE OR WORK, LOSS OF SERVICE OF PERSONNEL, LOSS OF CONTRACTOR OPPORTUNITY AND PENALTIES OF ANY KIND, PERSONAL INJURY, EMOTIONAL OR MENTAL DISTRESS, OR FAILURE OF EQUIPMENT TO COMPLY WITH ANY APPLICABLE LAWS. The Seller's liability to the Buyer shall not in any event exceed the purchase price of the equipment.

THIS WARRANTY IS EXPRESSLY IN LIEU OF AND EXCLUDES ALL OTHER WARRANTIES, REPRESENTATIONS AND CONDITIONS, EXPRESS OR IMPLIED AND ALL OTHER STATUTORY, CONTRACTUAL, TORTIOUS AND COMMON LAW OBLIGATIONS OR LIABILITY ON SELLER'S PART ARE HEREBY EXPRESSLY EXCLUDED TO THE MAXIMUM EXTENT PERMITTED BY LAW. THERE ARE NO WARRANTIES THAT EXTEND BEYOND THE LIMITED WARRANTY CONTAINED HEREIN. Seller neither assumes nor authorizes any other person to assume for Seller any other liability in connection with the sale of Seller's equipment. In the event that any provision of this warranty is held unenforceable for any reason, the remaining provisions shall remain in full force and effect.



Terex USA, LLC dba Terex Utilities - 3140 15th Avenue SE - Watertown, SD 57201 - Phone: 605-882-4000

Date: 18-DEC-2024 **Quote Number:** QU34522-TU- V1 **Unit:** OPTIMA-HR55

Terex Stock
3140 15th Ave SE
Watertown , SD 57201

Qty. Description
UNIT

- 1

Optima Hr55 Basic Aerial Device

One (1) new Terex Hi-Ranger Optima HR55 insulated overcenter aerial device providing a working height of 60.0 ft (18.3 m) and a side reach of 48.2 ft (14.7 m) overcenter and a horizontal reach of 42.8 ft (13.0 m) non-overcenter.

Design Criteria:

 - * Design criteria is in accordance with current industry and engineering standards applicable and accepted for structural and hydraulic design.

Turntable:

 - * A self locking worm gear rotation drive is provided and equipped with a bi-directional motor.

Continuous & Unrestricted Rotation:

 - * A hydraulic rotary manifold provides a rotating oil distribution system for continuous and unrestricted rotation.
 - * A minimum 6-channel electric collector ring is also provided.

Hydraulic System:

 - * Full pressure open center hydraulic system.
 - * Hydraulic hoses are equipped with permanent type hose fittings.

Miscellaneous:

 - * A load chart stating actual lifting capacity considering all final options, chassis, body, outriggers, and other fixed equipment with final readings based on completed unit stability is standard.
 - * All metallic components of the complete aerial device are powder coat white.
 - * The fiberglass upper boom lower boom insert platforms and covers are white.
 - * One complete paper manual and access to an electronic copy of the manual providing operational and maintenance procedures, and a replacement parts listing.
 - * Warning decals are provided with unit.
- 1

Pedestal, 32.3 ,Cab Height 64 -68

The pedestal is designed with access holes for maintenance of hydraulic plumbing.
- 1

Boom,55, Model 1 Side Mount Platform

Boom with 116 degree lower boom articulation to ground access in the non-overcenter position.

Lower Boom:

 - * Filament wound high strength fiberglass insert providing an insulation gap.

Upper Boom:

 - * Filament wound tapered fiberglass boom providing a clear span insulation gap.

Leveling Chain:

Extended life leveling chain.

Date: 18-DEC-2024**Quote Number: QU34522-TU- V1****Unit: OPTIMA-HR55****1 Boom Rest, Auto Boom Latch**

Automatic latch upper boom rest.

1 Boom Tip, Side, Rot & Tools

Boom Tip with Hydraulic Platform Rotator:

Upper Controls: Control-Plus single stick controller.

* Enable lever must be actuated before operation.

The platform rotator offering 105 degrees of forward rotation.

Platform Leveling:

* Platform leveling control is located at the top controls for ease of personnel rescue and platform debris clean out.

Hydraulic Platform Tilt is provided at platform and lower controls.

Engine Stop/Start controlled at platform and lower controls.

Engine Throttle Advance:

* An automatic two speed engine throttle control is provided and shall advance the engine to a pre-set speed when the single stick enabling lever is engaged and decrease when it is disengaged.

Dual Hydraulic Tool Outlets At Platform With Flow Control:

* Installed at the platform to accommodate two open center hydraulic tools.

* Tools cannot be operated simultaneously.

* Includes port reliefs to limit pressure to 2250 psi.

* Quick disconnect couplers.

Lower Controls:

* Individual control levers are provided and located in an accessible location on the turntable.

* An upper/lower control selector provides override of platform controls.

* Winch control at the lower controls.

1 Category C Rating, Side Mount

Aerial device is designed as a Category C machine in accordance and is dielectrically tested and rated for operation on systems up to 46 KV phase to phase per ANSI/SIA A92.2-2021

1 Demand Throttle Disable

Demand Throttle Disable:

* Feature disables the Demand Throttle feature so that aerial device runs at low idle speed at all times.

1 Side Mount, 24x48

Side Mounted Fiberglass Platform 24 x 48 x 42 : (Curbside)

* Includes (2) two outside access steps with a slip-resistant surface.



Terex USA, LLC dba Terex Utilities - 3140 15th Avenue SE - Watertown, SD 57201 - Phone: 605-882-4000

Date: 18-DEC-2024

Quote Number: QU34522-TU- V1

Unit: OPTIMA-HR55

1 Safety Harness For Dual Platform

Two safety harnesses with lanyard is provided for fall arrest.

1 Platform Rest For 24x48

A padded saddle rest provides platform support during road travel.

1 Liner, 24x48

Insulated Platform Liner For 24 x 48 x 42 Platform:

* Tested at 50 KV AC.

1 Platform Cover, 24x48

Vinyl Platform Cover For 24 x 48 Platform:

* Waterproof with internal elastic cord around edge.

1 700# Platform Capacity And Load Chart

Platform capacity rated up to 700-lbs and load chart.

1 Jib,Simplified Compact, Non Repin

Simplified Compact Hydraulic Extend Under Load Jib and Winch:

* Infinite positioning through the 120-degree articulation envelope (-20 to +105 degrees)

* Load radius of 0 to 65

* Hydraulic Extension to reposition the jib (no re-pinning required).

* The jib's compact size barely goes below the bottom of the platform.

* Includes a 2000 lb. full drum capacity self-locking worm gear winch complete with 1/2 x 75' load line with swivel hook and latch and a load chart.

1 Auxiliary Letdown,12v

Auxiliary Let Down for use with Open Center Hydraulics:

* Allows for the descent of the boom (platform) in the most direct manner for a time limited by the duty cycle of the electric motor.

*Includes 12 volt electric motor for use on a 12 volt chassis.

Note: This includes a switch for activation at pedestal for electric or air function.

1 Terex Advanced Chassis Controller

Terex Advanced Chassis Controller:

* Multiplexed system to include: Controller, LCD Screen, Manual and Schematics.

* Standard Options: Diagnostics, Status Screens, Event Log, Hours Meter, Selectable Button Labels, System Alerts and System Test.

* Programmable settings allow installer to customize/select options need for their application.

* Screw terminal-type connections and enclosure to cover connections.

* Recommended on Class 6 and above chassis with multiple outputs

* The PTO hour is standard. The engine hour meter is standard (When available). This is a message



Terex USA, LLC dba Terex Utilities - 3140 15th Avenue SE - Watertown, SD 57201 - Phone: 605-882-4000

Date: 18-DEC-2024

Quote Number: QU34522-TU- V1

Unit: OPTIMA-HR55

we get from the truck Data link. All trucks except Ford give us the Engine hours. So if it's a Ford, we just display PTO hours.

1 50 Gallon Bed Mount Reservoir

Hydraulic Reservoir:

50 gallon hydraulic oil reservoir includes 10 micron replaceable cartridge type return line filter mounted in reservoir with bypass valve incorporated in filter to prevent restricted flow.

* A 100 mesh in screen in filter cap. A 40 mesh screen included in tank outlet and a ball type shut off valve.

* Relief valves to protect the circuit.

1 Subframe For 120 Inch Ca - 186 Inches Long - Class 1

Subframe constructed with an open center.

1 Tie Down Kit For Optima Series

Tie Down Kit.

1 A-Frame,Heavy Duty,(9283) 6 Club Feet

Heavy Duty A-Frame Outriggers with swivel type stabilizer pads and 6 club feet. (9283)

1 A-Frame,Heavy Duty,(9283) 6 Club Feet

Heavy Duty A-Frame Outriggers with swivel type stabilizer pads and 6 club feet. (9283)

1 O/R Controls, 2 Sets W/Tool Outlet

Controls For 2-Sets Of Outriggers And Auxiliary Tool Outlets (Open center systems):

* Recessed at rear of truck each side for ease of view for outrigger placement.

* Includes switches and alarm for outrigger in motion alarm.

1 Adjustable Flow Divider

Adjustable flow divider for auxiliary tool outlets below rotation.

1 Outrigger Interlock,12v,Std (2 Sets Af)

Outrigger Interlock:

* To operate the boom the outriggers must be extended.

1 Pump, Vane, 14 Gpm, Cw, (Auto)



Terex USA, LLC dba Terex Utilities - 3140 15th Avenue SE - Watertown, SD 57201 - Phone: 605-882-4000

Date: 18-DEC-2024

Quote Number: QU34522-TU- V1

Unit: OPTIMA-HR55

Pump for systems requiring 14 gallons per minute:

*Fixed displacement vane pump providing 6 gallons per minute at 700 engine rpm and 12 gallons per minute at 1400 engine rpm with a 95% pto.

1 Usa

American flag displayed on unit.

1 Limited Product Warranty - Standard

Factory Warranty

1 M2 106 Plus 4x4 Chassis per the attached specifications.

1 174" steel line body.

1 Install Optima Over Rear Axle

Install Aerial Device Over Rear Axle And Install All Associated Components:

* Final test and inspect completed unit including stability and dielectric testing per manufacturers requirements.

1 Hose & Fitting Kit Group 2

Hose and fittings to connect the hydraulic system from the oil reservoir to the pump and unit.

1 Misc Shop Supplies Group 5

1 Platform Rest Bottom Base Group 5

Platform rest, bottom base

1 Pto (Muncie) For Automatic Transmission

Power take off with indicator light for automatic transmission.

1 Dot Inspection

DOT Inspection.



Terex USA, LLC dba Terex Utilities - 3140 15th Avenue SE - Watertown, SD 57201 - Phone: 605-882-4000

Date: 18-DEC-2024

Quote Number: QU34522-TU- V1

Unit: OPTIMA-HR55

- 1 **Set Chassis Parameters (Req'D)**
Set chassis parameters.
- 1 **Ecco Back-Up Alarm**
Back-up alarm to sound when the vehicle is shifted into reverse.
- 4 **Wood 24 X 24 Painted Black (Standard)**
Laminated wood outrigger pad 24 x 24 x 2-1/4 with rope handle.
- 4 **Rubber Wheel Chock Eye Bolt (Standard)**
Rubber wheel chocks with eye bolt.
- 1 **Grab Handle Set Three Point Contact**
Grab Handle set for three point contact.
- 2 **Mud Flap - Terex Logo (Standard)**
Mud flap with logo.
Note: Trim As-Required.
- 1 **Mounting Bracket For Grounding Cable**
Bracket for storing grounding cable.
- 1 **Kit Ground Cable 2/O Black (Standard)**
2/O Black Electrical Cable used for grounding per ASTM F855-04:
* 50' of multi-strand flexible copper cable, three grounding lugs, two ferrules and grounding clamp.
* Three point grounding system for grounding vehicle during work operations.
* Cable must be fully removed from bracket before use.
NOTE! Purchaser to verify this meets their company's requirements for fault current.
- 1 **Grounding Loop Kit (One Each)**
Grounding Loop Kit:
* Consists of (2) grounding copper rings located one at front and one at rear.
- 1 **Boom Rest Aerial A-Frame Outriggers**
Boom rest for Aerial.



Terex USA, LLC dba Terex Utilities - 3140 15th Avenue SE - Watertown, SD 57201 - Phone: 605-882-4000

Date: 18-DEC-2024

Quote Number: QU34522-TU- V1

Unit: OPTIMA-HR55

1 Peterson 7-Lamp Led Kit Fmvss Dot

Peterson LED 7-lamp DOT Lighting Package:

* Complies with FMVSS 108.

* Includes required lights, junction box and wiring harness.

* Note: Includes lighted License Plate Area

* Note: Includes Clearance Lights if Applicable to application.

2 Kit 4 Amber Led Strobe Light/Guard(Std)

Amber strobe light (LED) with 4 inch tall and 6 inch diameter lens and branch guard.

1 Glad Hand Kit

Glad Hand Kit

*Requires tractor protection valve and air lines to the rear.

1 Voyager Brake Contrller

Voyager Brake Controller.

1 Stop/Start Rear Of Truck

Remote engine stop/start control from rear of vehicle.

1 Pintle Hook 15t

15 ton pintle hook:

* Safety chain eyes.

Pintle hook brackets and attachment methods are designed to meet the associated pintle hook ratings. They are not designed for recovery purposes. If recovery attachments are required, please order the appropriate tow eyes.

1 Icc Rear Bumper

ICC rear bumper.

1 7-Prong Trailer Socket(Combined)Med Dty

7-prong trailer socket.

NOTE: Stop & turn signal lights on combined circuit.

1 Oil Tank Mounting (Req For External)

Oil tank mounting for external reservoirs.



Terex USA, LLC dba Terex Utilities - 3140 15th Avenue SE - Watertown, SD 57201 - Phone: 605-882-4000

Date: 18-DEC-2024

Quote Number: QU34522-TU- V1

Unit: OPTIMA-HR55

60 Hydraulic Oil - General Purpose

Fill with Hydraulic oil for general purpose use.

* Refer to the product maintenance manual for specific type to be used.

1 Safety Kit 5# Fire Extinguisher-Abc(Std)

Safety Kit consists of the following:

* 5-lb ABC fire extinguisher with bracket.

* James King triangle reflector kit.

1 Paint Body Floor With Non-Skid Paint

Paint body floor with non-skid paint.

1 Paint Compartment Top Non-Skid Paint

Paint compartment top with non-skid paint.

Terex USA, LLC dba Terex Utilities

1. Federal Excise Tax will be added if certificate is not supplied with order.

2. The following items must be considered by the purchaser if not already included: Strobe Light; Wheel Chocks; Outrigger Pads; Outrigger Out of Stow Light; Truck Grounding Kit; Barricade Kit; Boom Stow Interlock; Auxiliary Let Down; Platform Liner; Platform Cover; Two-Speed; Start/Stop Controls; Oil Cooler; PAL; Anti-Two Block (Digger Derricks); Load Display (Digger Derricks) and Load Alert (Aerials).

3. Terex USA, LLC dba Terex Utilities strongly recommends all installation accessories be located up front in front in the quote or secondarily on the approved engineering drawing. Any accessories located or relocated during manufacturing may be subject to additional charges.

4. Terex USA, LLC dba Terex Utilities - Offers In-service Training.

5. Terex USA, LLC dba Terex Utilities - Assembly in Watertown.South Dakota is ISO 9001:2000 Certified.

Terex	Steel	Line	Body
174 Inches Long x 46 Inches High x ,94 Inches Wide			
Chassis Cab to Axle (CA) of 120 Inches			
<ul style="list-style-type: none"> - Bodies with one set of jack legs to have lifting eye and body shipping stands - 16 gauge front bulkhead – Ship loose (unless specified) - Wheel chock holders are to be installed ½" forward and ½" rearward of cutout - All bulkheads to have pin access cutout/ cover when A-frame jack is ahead or behind bulkhead, x-frame jacks will not get pin access cutout/ cover 			

Body Dimensions:			
174	Inches - Body Length		
46	Inches - Body Height		
94	Inches - Body Width		
120	Inches - Chassis C/A		
46	Inches - Compartment Height		
18	Inches - Compartment Depth		
58	Inches - Load Space Width		
25	Inches - Top of Body to Top of Floor Dimension		
25	Inches - Horizontal Compartment Height		
N/A	Inches - Wheel Box Height		
Body Materials:			
16 ga Galvanneal	- Main Body Material		
12 ga 4-Way Treadplate	- Compartment Tops Material		
14 ga Galvanneal	- Wheel Panels Material		
14 ga Galvanneal	- Front Bulkhead Material	Bolt-on/Installed	
18 ga Galvanized	- Shelving Material		
Adjustable on Dual Unistrut	- Shelving Mounting Style		
	OPTIONS		
No	- Front Rock Guards Material		
No	- Wheel Well Liners Material		
No	- Bed Area Wall Liners Material		

Other Body Details:

- Two (2) 60" Long Uni-strut Rails welded flush to the rear of the CS compartment sidepack

Door Materials:			
Standard, Double Panel	- Door Type		
18 ga Galvanneal	- Inner Door Material		
18 ga Galvanneal	- Outer Door Material		
Stainless Steel Rod & Socket	- Door Hinge Style		
5/16" Stainless Steel	- Door Rod Material		
Chain	- Vertical Door Holder Option		
Chain	- Horizontal Door Holder Option		
Single Point Rotary (Stainless Steel)	- Latch Type		
	Keyed Alike	- Lock Type	
	- Wrap Around Striker with Rounded Corners		

Other Door Details:

- Horizontal doors to drop to 45 degrees

Floor and Understructure:	
12 ga (.109) 4-Way Treadplate	- Bed Area Floor Material
OHR55	- Unit Cutout in Floor
Stringer	- Body Frame Style
Structural	- Body Frame Material
3 Inch	- Body Frame Height
8" x 8" hydraulic tank reservoir cutouts in floor - One each side at front	
Ship Loose Two (2) outrigger floor patches and One (1) tank stand floor patch	

Cargo Tie Downs: Ship Loose

- Six (6) D - Ring tie downs 4 1/2" dia. mounted in floor of bed area 10-40 ZN .
Four (4) in the bed area, and two (2) in the tailshelf.

Accessories:

- Rubber Rolled Crown (PN# 30136) (Installed with Wheel Cut-Outs)
- Automotive Bulb Weatherstripping (PN# 30132) (Installed)
- Install Mudflap Brackets to extend 1" outside the sidepacks on both Streetside and Curbside
- Rotating Masterlock

Interior Lighting:

- L.E.D. Rope Lights (PN# 30811) in All body Compartments; (Installed)
- Excludes Top Mounted Boxes and tailshelf compartments

Paint:

- Powdercoat Complete; Interior and Exterior, Taffeta White
- Paint the Complete Bed Area Same as Body

Streetside Compartmentation:**1st Vertical Compartment:**

- 30" Wide x 46" High x 18" Deep Compartment
- Outrigger Cutout with Cover In this Compartment
- Five (5) 1/2" Dia. Locking / Swivel Carriage Bolt Hooks, Adjustable, 1-3-1 Hook Set

2nd Vertical Compartment:

- 30" Wide x 46" High x 18" Deep Compartment
- Two (2) Adjustable Shelves
- Divider Slots on 2" Centers, with Five (5) Adjustable Dividers

3rd Vertical Compartment:

- 30" Wide x 46" High x 18" Deep Compartment
- Two (2) Adjustable Shelves
- Divider Slots on 2" Centers, with Five (5) Adjustable Dividers

Horizontal Compartment:

- 54" Wide x 24" High x 18" Deep Compartment
- Eight (8) Adjustable Dividers installed on Compartment Bottom

Rear Vertical Compartment:

- 30" Wide x 46" High x 18" Deep Compartment
- Five (5) 1/2" Dia. Locking / Swivel Carriage Bolt Hooks, Adjustable, 1-3-1 Hook Set
- Outrigger Cutout with Cover In this Compartment

Streetside Hotstick Shelf:

- 174 Inch Long Shelf Installed on the Streetside with a Rear Dropdown Access Door
- Stainless Steel Automotive Rotary Type Door Latch
- Stud Mounted Latches to Have Hidden Fasteners Inside the Door
- Striker Installed in Door Frame for Maximum Opening
- Stud Mounted Automotive Style Latches Have Interior Plastic Latch Covers
- Automotive Bulb Type Weatherstripping Mechanically Fastened to Door Frame with Rounded Corners

Curbside Compartmentation:**1st Vertical Compartment:**

- 30" Wide x 46" High x 18" Deep Compartment
- Outrigger Cutout with Cover In this Compartment
- Five (5) 1/2" Dia. Locking / Swivel Carriage Bolt Hooks, Adjustable, 1-3-1 Hook Set

Curb Side Access 30" Wide

- Hinged 12 gauge punched access steps to bed area with Chain Storage underneath
- One (1) Small Stainless Steel slam style paddle latch.
- Two (2) Gas assist door openers.
- Removable Back Wall Plate with Two (2) Louvers
- 12 gauge galvalume risers and side kickplates.
- Two (2) grabhandles at the side access of the body (PN# 31226)
- One (1) PN# 31672 Rubber belt type access step under the side access steps. (Bolt On / Ship Loose)
- To have a 1/4" x 4" flat added to bottom of step for mounting step
- Removable Composite tailgate 4" high installed at top of side access
- Includes pins and lanyards

3rd Vertical Compartment:

- 30" Wide x 46" High x 18" Deep Compartment
- Two (2) Adjustable Shelves
- Divider Slots on 2" Centers, with Five (5) Adjustable Dividers

Horizontal Compartment:

- 54" Wide x 24" High x 18" Deep Compartment
- One (1) Adjustable Shelf
- Divider Slots on 2" Centers, with Eight (8) Adjustable Dividers

Rear Vertical Compartment:

- 30" Wide x 46" High x 18" Deep Compartment

- Five (5) 1/2" Dia. Locking / Swivel Carriage Bolt Hooks, Adjustable, 1-3-1 Hook Set
- Outrigger Cutouts with Covers in this Compartment

Tailshelf:

- 12 Ga. treadplate tail shelf 24 inches long X 94 inches wide x 6 inches high.
- Ship Loose Two (2) treadplate floor fillers
- Valve mounting plates below tailshelf
- 4"H x 1/4" lasered plate installed to the floor around the outside perimeter of the tailshelf. Corners notched for drainage

Tailshelf Rear Lighting:

- 94" Wide 7-Lamp light bar installed at rear of tail shelf NO LIGHTS

Wheel Chock Storage:

- Two (2) built into body fender panel on Streetside and Two (2) curbside.
- Include pendulum retainers

Bed Area Step: Bolt-on/Installed

- Bed area step bolted on to 1/2" tapped flats (curbside)
- Painted same as body

Outrigger Pad Holders: Bolt On / Pre-fit / Ship Loose

- Two (2) Double stacked under body mounted outrigger pad holders.
- 25-1/8"W x 9"H x 26"D
- Include pendulum retainers
- Terex PN 615103
- Painted same as body

Grab Handles: Bolt On / Installed

- Two (2) pool type grabhandle for installing on top of tailshelf - Streetside (PN# 30748)
- Painted same as body

Access Steps: Bolt On / Ship Loose

- One (1) Double rung Cable type access step under the tailshelf - Streetside.
- PN# 31671
- Painted same as body

Grounding Coil Bracket: Bolt-on/Ship Loose

- One (1) 20" High Grounding Coil Bracket - Streetside.
- 3/16" HR flat with 3/8" round stock hooks.
- Painted same as body

M2 106 PLUS CONVENTIONAL CHASSIS

SET BACK AXLE - TRUCK

CUM L9 300 HP @ 2200 RPM; 2200 GOV RPM, 860 LB-FT
@ 1200 RPM

ALLISON 3000 RDS AUTOMATIC TRANSMISSION WITH
PTO PROVISION

MS-21-14X 21,000# R-SERIES SINGLE REAR AXLE

23,000# FLAT LEAF SPRING REAR SUSPENSION WITH
HELPER AND RADIUS ROD

MX-14-120HR-EVO 14,000# 1790MM KPI SINGLE FRONT
DRIVE AXLE WITH HR CARRIER

14,600# TAPERLEAF FRONT SUSPENSION

106 INCH BBC FLAT ROOF ALUMINUM CONVENTIONAL
CAB

4825MM (190 INCH) WHEELBASE

NO FIFTH WHEEL

7/16X3-9/16X11-1/8 INCH STEEL FRAME
(11.11MMX282.6MM/0.437X11.13 INCH) 120KSI

2550MM (100 INCH) REAR FRAME OVERHANG

COMMENTS:

Projected delivery on ____ / ____ / ____ provided the order is received before ____ / ____ / ____.

APPROVAL:

Please indicate your acceptance of this quotation by signing below:

Customer: X _____ Date: ____ / ____ / ____.

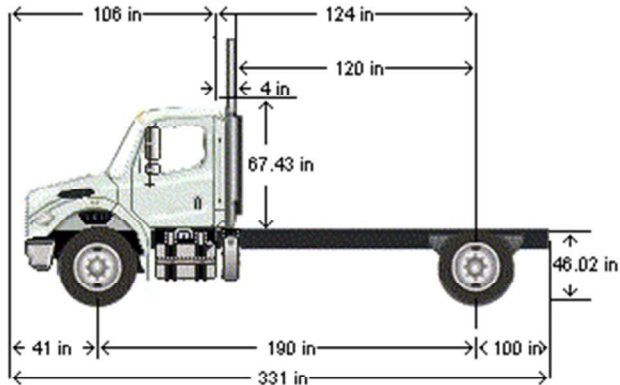
Daimler Truck Financial

Financing that works for you.

See your local dealer for a competitive quote from Daimler Truck Financial, or
contact us at Information@dtfoffers.com.

Daimler Truck Financial offers a variety of finance, lease and insurance solutions to
fit your business needs. For more information about our products and services, visit
our website at www.daimler-truckfinancial.com.

D I M E N S I O N S



VEHICLE SPECIFICATIONS SUMMARY - DIMENSIONS

Model M2106

Wheelbase (545)..... 4825MM (190 INCH) WHEELBASE

Rear Frame Overhang (552).....2550MM (100 INCH) REAR FRAME OVERHANG

Fifth Wheel (578)NO FIFTH WHEEL

 Mounting Location (577) NO FIFTH WHEEL LOCATION

 Maximum Forward Position (in) 0

 Maximum Rearward Position (in)..... 0

 Amount of Slide Travel (in) 0

 Slide Increment (in)..... 0

 Desired Slide Position (in)..... 0.0

Cab Size (829)106 INCH BBC FLAT ROOF ALUMINUM CONVENTIONAL CAB

Sleeper (682) NO SLEEPER BOX/SLEEPER CAB

Exhaust System (016).....RH OUTBOARD UNDER STEP MOUNTED HORIZONTAL AFTERTREATMENT SYSTEM ASSEMBLY WITH RH B-PILLAR MOUNTED VERTICAL TAILPIPE

TABLE SUMMARY - DIMENSIONS

Dimensions	Inches
Bumper to Back of Cab (BBC)	106.3
Bumper to Centerline of Front Axle (BA)	40.7
Front Axle to Back of Cab (AC)	65.6
Min. Cab to Body Clearance (CB)	3.0
Back of Cab to Centerline of Rear Axle(s) (CA)	124.4
Effective Back of Cab to Centerline of Rear Axle(s) (Effective CA)	119.9
Back of Cab Protrusions (Exhaust/Intake) (CP)	2.0
Back of Cab Protrusions (Side Extenders/Trim Tab) (CP)	4.5
Back of Cab Protrusions (CNG Tank)	0.0
Back of Cab Clearance (CL)	4.5
Back of Cab to End of Frame	224.8
Cab Height (CH)	67.4
Wheelbase (WB)	190.0
Frame Overhang (OH)	100.4
Overall Frame Length	329.3
Overall Length (OAL)	331.1
Rear Axle Spacing	0.0
Unladen Frame Height at Centerline of Rear Axle	46.0

Performance calculations are estimates only. If performance calculations are critical, please contact Customer Application Engineering.

Freightliner M2 106 Plus



Components shown may not reflect all spec'd options and are not to scale

S P E C I F I C A T I O N P R O P O S A L

Data Code	Description	Weight Front	Weight Rear	Retail Price
Price Level				
PRL-28M	M2 PRL-28M (EFF:MY25 ORDERS)			
Data Version				
DRL-010	SPECPRO21 DATA RELEASE VER 010			
Vehicle Configuration				
001-172	M2 106 PLUS CONVENTIONAL CHASSIS	5,709	3,450	
004-225	2025 MODEL YEAR SPECIFIED			
002-004	SET BACK AXLE - TRUCK			
019-006	TRAILER TOWING PROVISION AT END OF FRAME WITH SAE J560	10	10	
003-001	LH PRIMARY STEERING LOCATION			
General Service				
AA1-003	TRUCK/TRAILER CONFIGURATION			
AA6-002	DOMICILED, USA (EXCLUDING CALIFORNIA AND CARB OPT-IN STATES)			
99D-010	NO 2008 CARB EMISSION CERTIFICATION			
AF2-998	NO STATE/PROVINCE INITIAL REGISTRATION SELECTED			
A85-010	UTILITY/REPAIR/MAINTENANCE SERVICE			
A84-1UT	UTILITY BUSINESS SEGMENT			
AA4-011	FIXED LOAD COMMODITY			
AA5-002	TERRAIN/DUTY: 100% (ALL) OF THE TIME, IN TRANSIT, IS SPENT ON PAVED ROADS			
AB1-008	MAXIMUM 8% EXPECTED GRADE			
AB5-001	SMOOTH CONCRETE OR ASPHALT PAVEMENT - MOST SEVERE IN-TRANSIT (BETWEEN SITES) ROAD SURFACE			
995-091	MEDIUM TRUCK WARRANTY			
A66-99D	EXPECTED FRONT AXLE(S) LOAD : 14000.0 lbs			
A68-99D	EXPECTED REAR DRIVE AXLE(S) LOAD : 21000.0 lbs			

Data Code	Description	Weight Front	Weight Rear	Retail Price
A63-99D	EXPECTED GROSS VEHICLE WEIGHT CAPACITY : 35000.0 lbs			
A70-99D	EXPECTED GROSS COMBINATION WEIGHT : 45000.0 lbs			

Truck Service

AA3-006	UTILITY BODY
AF3-1P7	CUSTOM TRUCK AND EQUIPMENT
AF7-99D	EXPECTED BODY/PAYLOAD CG HEIGHT ABOVE FRAME "XX" INCHES : 32.0 in

Tractor Service

AA2-005	FLATBED TRAILER
AH6-001	SINGLE (1) TRAILER

Engine

101-3BN	CUM L9 300 HP @ 2200 RPM; 2200 GOV RPM, 860 LB-FT @ 1200 RPM	640	30
---------	--	-----	----

Electronic Parameters

79A-070	70 MPH ROAD SPEED LIMIT
79B-000	CRUISE CONTROL SPEED LIMIT SAME AS ROAD SPEED LIMIT
79K-006	PTO MODE ENGINE RPM LIMIT - 1000 RPM
79M-001	PTO MODE BRAKE OVERRIDE - SERVICE BRAKE APPLIED
79P-005	PTO RPM WITH CRUISE SET SWITCH - 1000 RPM
79Q-005	PTO RPM WITH CRUISE RESUME SWITCH - 1000 RPM
79S-001	PTO MODE CANCEL VEHICLE SPEED - 5 MPH
79U-007	PTO GOVERNOR RAMP RATE - 250 RPM PER SECOND
79V-001	FUEL DOSING OF AFTERTREATMENT ENABLED IN PTO MODE-CLEANS HYDROCARBONS AT HIGH TEMPERATURES ONLY
79W-001	ONE REMOTE PTO SPEED
79X-001	PTO SPEED 1 SETTING - 700 RPM
80G-002	PTO MINIMUM RPM - 700
80J-002	REGEN INHIBIT SPEED THRESHOLD - 5 MPH
80S-001	PTO 1, DASH SWITCH, STATIONARY OPERATION

Engine Equipment

99C-021	2010 EPA/CARB/GHG21 CONFIGURATION
13E-005	OIL PAN FOR AWD AND AWD CONVERSIONS

Data Code	Description	Weight Front	Weight Rear	Retail Price
105-001	ENGINE MOUNTED OIL CHECK AND FILL			
014-099	SIDE OF HOOD AIR INTAKE WITH FIREWALL MOUNTED DONALDSON AIR CLEANER			
124-1DJ	DR 12V 160 AMP 36-SI BRUSHLESS QUADRAMOUNT PAD ALTERNATOR WITH REMOTE BATTERY VOLT SENSE	10		
292-235	(2) DTNA GENUINE, FLOODED STARTING, MIN 2000CCA, 370RC, THREADED STUD BATTERIES	10		
290-017	BATTERY BOX FRAME MOUNTED			
281-001	STANDARD BATTERY JUMPERS			
282-001	SINGLE BATTERY BOX FRAME MOUNTED LH SIDE UNDER CAB			
291-017	WIRE GROUND RETURN FOR BATTERY CABLES WITH ADDITIONAL FRAME GROUND RETURN			
289-001	NON-POLISHED BATTERY BOX COVER			
293-058	POSITIVE LOAD DISCONNECT WITH CAB MOUNTED CONTROL SWITCH MOUNTED OUTBOARD DRIVER SEAT	2		
295-029	POSITIVE AND NEGATIVE POSTS FOR JUMPSTART LOCATED ON FRAME NEXT TO STARTER	2		
306-015	PROGRESSIVE LOW VOLTAGE DISCONNECT AT 12.3 VOLTS FOR DESIGNATED CIRCUITS			
107-032	CUMMINS TURBOCHARGED 18.7 CFM AIR COMPRESSOR WITH INTERNAL SAFETY VALVE			
108-002	STANDARD MECHANICAL AIR COMPRESSOR GOVERNOR			
131-013	AIR COMPRESSOR DISCHARGE LINE			
152-041	ELECTRONIC ENGINE INTEGRAL SHUTDOWN PROTECTION SYSTEM			
128-076	CUMMINS ENGINE INTEGRAL BRAKE WITH VARIABLE GEOMETRY TURBO ON/OFF	20		
016-1C2	RH OUTBOARD UNDER STEP MOUNTED HORIZONTAL AFTERTREATMENT SYSTEM ASSEMBLY WITH RH B-PILLAR MOUNTED VERTICAL TAILPIPE	30	25	
28F-014	ENGINE AFTERTREATMENT DEVICE, AUTOMATIC OVER THE ROAD REGENERATION AND VIRTUAL REGENERATION REQUEST SWITCH IN CLUSTER			
239-026	10 FOOT 06 INCH (126 INCH+0/-5.9 INCH) EXHAUST SYSTEM HEIGHT			
237-1CR	RH CURVED VERTICAL TAILPIPE B-PILLAR MOUNTED ROUTED FROM STEP			
23U-001	6 GALLON DIESEL EXHAUST FLUID TANK			
30N-003	100 PERCENT DIESEL EXHAUST FLUID FILL			

Data Code	Description	Weight Front	Weight Rear	Retail Price
43X-002	LH MEDIUM DUTY STANDARD DIESEL EXHAUST FLUID TANK LOCATION			
23Y-001	STANDARD DIESEL EXHAUST FLUID PUMP MOUNTING			
43Y-001	STANDARD DIESEL EXHAUST FLUID TANK CAP			
242-001	STAINLESS STEEL AFTERTREATMENT DEVICE/MUFFLER/TAILOPIPE SHIELD			
273-058	AIR POWERED ON/OFF ENGINE FAN CLUTCH			
276-001	AUTOMATIC FAN CONTROL WITHOUT DASH SWITCH, NON ENGINE MOUNTED			
110-003	CUMMINS SPIN ON FUEL FILTER			
118-008	COMBINATION FULL FLOW/BYPASS OIL FILTER			
266-101	900 SQUARE INCH ALUMINUM RADIATOR	15		
103-036	ANTIFREEZE TO -34F, ETHYLENE GLYCOL PRE- CHARGED SCA HEAVY DUTY COOLANT			
171-007	GATES BLUE STRIPE COOLANT HOSES OR EQUIVALENT			
172-001	CONSTANT TENSION HOSE CLAMPS FOR COOLANT HOSES			
270-016	RADIATOR DRAIN VALVE			
168-002	LOWER RADIATOR GUARD			
138-011	PHILLIPS-TEMRO 1000 WATT/115 VOLT BLOCK HEATER	4		
140-022	CHROME ENGINE HEATER RECEPTACLE MOUNTED UNDER LH DOOR			
134-001	ALUMINUM FLYWHEEL HOUSING			
132-004	ELECTRIC GRID AIR INTAKE WARMER			
155-058	DELCO 12V 38MT HD STARTER WITH INTEGRATED MAGNETIC SWITCH			

Transmission

342-582	ALLISON 3000 RDS AUTOMATIC TRANSMISSION WITH PTO PROVISION	200	60	
---------	---	-----	----	--

Transmission Equipment

343-339	ALLISON VOCATIONAL PACKAGE 223 - AVAILABLE ON 3000/4000 PRODUCT FAMILIES WITH VOCATIONAL MODELS RDS, HS, MH AND TRV			
84B-012	ALLISON VOCATIONAL RATING FOR ON/OFF HIGHWAY APPLICATIONS AVAILABLE WITH ALL PRODUCT FAMILIES			
84C-023	PRIMARY MODE GEARS, LOWEST GEAR 1, START GEAR 1, HIGHEST GEAR 6, AVAILABLE FOR 3000/4000 PRODUCT FAMILIES ONLY			

Data Code	Description	Weight Front	Weight Rear	Retail Price
84D-023	SECONDARY MODE GEARS, LOWEST GEAR 1, START GEAR 1, HIGHEST GEAR 6, AVAILABLE FOR 3000/4000 PRODUCT FAMILIES ONLY			
84E-000	PRIMARY SHIFT SCHEDULE RECOMMENDED BY DTNA AND ALLISON, THIS DEFINED BY ENGINE AND VOCATIONAL USAGE			
84F-000	SECONDARY SHIFT SCHEDULE RECOMMENDED BY DTNA AND ALLISON, THIS DEFINED BY ENGINE AND VOCATIONAL USAGE			
84G-000	PRIMARY SHIFT SPEED RECOMMENDED BY DTNA AND ALLISON, THIS DEFINED BY ENGINE AND VOCATIONAL USAGE			
84H-000	SECONDARY SHIFT SPEED RECOMMENDED BY DTNA AND ALLISON, THIS DEFINED BY ENGINE AND VOCATIONAL USAGE			
84J-000	ENGINE BRAKE RANGE PRESELECT RECOMMENDED BY DTNA AND ALLISON, THIS DEFINED BY ENGINE AND VOCATIONAL USAGE			
84K-000	ENGINE BRAKE RANGE ALTERNATE PRESELECT RECOMMENDED BY DTNA AND ALLISON, THIS DEFINED BY ENGINE AND VOCATIONAL USAGE			
84N-200	FUEL SENSE 2.0 DISABLED - PERFORMANCE - TABLE BASED			
84U-000	DRIVER SWITCH INPUT - DEFAULT - NO SWITCHES			
353-074	QUICKFIT BODY LIGHTING CONNECTOR UNDER CAB, WITH BLUNTCUTS			
34C-011	ELECTRONIC TRANSMISSION WIRING TO CUSTOMER INTERFACE CONNECTOR			
362-823	CUSTOMER INSTALLED CHELSEA 280 SERIES PTO			
363-001	PTO MOUNTING, LH SIDE OF MAIN TRANSMISSION ALLISON			
341-018	MAGNETIC PLUGS, ENGINE DRAIN, TRANSMISSION DRAIN, AXLE(S) FILL AND DRAIN			
345-003	PUSH BUTTON ELECTRONIC SHIFT CONTROL, DASH MOUNTED			
97G-004	TRANSMISSION PROGNOSTICS - ENABLED 2013			
370-015	WATER TO OIL TRANSMISSION COOLER, IN RADIATOR END TANK			
* 375-008	MERITOR MTC-4210 AND MTC-4213 TRANSFER CASE OIL COOLER WITH PDI INSTALLED COOLER FAN			
346-013	TRANSMISSION OIL CHECK AND FILL WITH CROSSOVER TO CLEAR LH PTO AND DIRECT MOUNT PUMP			

	Data Code	Description	Weight Front	Weight Rear	Retail Price
N	373-047	MERITOR MTC 4210XL-EC 2-SPEED TRANSFER CASE	375	375	
	376-008	TRANSFER CASE SHIFT CONTROLS IN DASH			
	35T-001	SYNTHETIC TRANSMISSION FLUID (TES-295 COMPLIANT)			

Front Axle and Equipment

N	400-106	MX-14-120HR-EVO 14,000# 1790MM KPI SINGLE FRONT DRIVE AXLE WITH HR CARRIER	900		
	398-557	5.57 FRONT AXLE RATIO			
	389-079	MXL 16T MERITOR EXTENDED LUBE FRONT STEERING AXLE DRIVELINE WITH HALF ROUND YOKES			
	402-087	MERITOR 16.5X5 Q+ MX DRIVE AXLE CAST SPIDER HEAVY DUTY CAM FRONT BRAKES			
	403-002	NON-ASBESTOS FRONT BRAKE LINING			
	419-015	MERITOR CAST IRON FRONT BRAKE DRUMS			
	427-001	FRONT BRAKE DUST SHIELDS			
	409-006	FRONT OIL SEALS			
	416-022	STANDARD SPINDLE NUTS FOR ALL AXLES			
	405-002	MERITOR AUTOMATIC FRONT SLACK ADJUSTERS			
	536-012	TRW TAS-85 POWER STEERING	40		
	539-003	POWER STEERING PUMP			
	534-015	2 QUART SEE THROUGH POWER STEERING RESERVOIR			
	40T-002	CURRENT AVAILABLE SYNTHETIC 75W-90 FRONT AXLE LUBE			

Front Suspension

	620-010	14,600# TAPERLEAF FRONT SUSPENSION	170		
	619-005	MAINTENANCE FREE RUBBER BUSHINGS - FRONT SUSPENSION			
	410-001	FRONT SHOCK ABSORBERS			

Rear Axle and Equipment

	420-1N0	MS-21-14X 21,000# R-SERIES SINGLE REAR AXLE		10	
	421-557	5.57 REAR AXLE RATIO			
	424-001	IRON REAR AXLE CARRIER WITH STANDARD AXLE HOUSING			
	386-073	MXL 17T MERITOR EXTENDED LUBE MAIN DRIVELINE WITH HALF ROUND YOKES			
	382-073	MXL 17T MERITOR EXTENDED LUBE INTERTRANSMISSION DRIVELINE WITH HALF ROUND YOKES			

Data Code	Description	Weight Front	Weight Rear	Retail Price
452-001	DRIVER CONTROLLED TRACTION DIFFERENTIAL - SINGLE REAR AXLE		20	
878-018	(1) DRIVER CONTROLLED DIFFERENTIAL LOCK REAR VALVE FOR SINGLE DRIVE AXLE			
87B-015	INDICATOR LIGHT FOR EACH DIFFERENTIAL LOCKOUT SWITCH, ENGAGE <5 MPH, DISENGAGE >25 MPH			
423-020	MERITOR 16.5X7 Q+ CAST SPIDER CAM REAR BRAKES, DOUBLE ANCHOR, FABRICATED SHOES			
433-002	NON-ASBESTOS REAR BRAKE LINING			
434-012	BRAKE CAMS AND CHAMBERS ON REAR SIDE OF DRIVE AXLE(S)			
451-023	CONMET CAST IRON REAR BRAKE DRUMS			
425-002	REAR BRAKE DUST SHIELDS		5	
440-006	REAR OIL SEALS			
426-100	WABCO TRISTOP D LONGSTROKE 1-DRIVE AXLE SPRING PARKING CHAMBERS			
428-002	MERITOR AUTOMATIC REAR SLACK ADJUSTERS			
41T-002	CURRENT AVAILABLE SYNTHETIC 75W-90 REAR AXLE LUBE			

Rear Suspension

622-003	23,000# FLAT LEAF SPRING REAR SUSPENSION WITH HELPER AND RADIUS ROD		120	
621-002	SPRING SUSPENSION - 1.00" AXLE SPACER			
431-001	STANDARD AXLE SEATS IN AXLE CLAMP GROUP			
623-005	FORE/AFT CONTROL RODS			

Pusher / Tag Equipment

429-998	NO PUSHER/TAG BRAKE DUST SHIELDS			
---------	----------------------------------	--	--	--

Brake System

018-002	AIR BRAKE PACKAGE			
490-100	WABCO 4S/4M ABS			
871-001	REINFORCED NYLON, FABRIC BRAID AND WIRE BRAID CHASSIS AIR LINES			
904-001	FIBER BRAID PARKING BRAKE HOSE			
412-001	STANDARD BRAKE SYSTEM VALVES			
46D-002	STANDARD AIR SYSTEM PRESSURE PROTECTION SYSTEM			
413-002	STD U.S. FRONT BRAKE VALVE			
432-003	RELAY VALVE WITH 5-8 PSI CRACK PRESSURE, NO REAR PROPORTIONING VALVE			

Data Code	Description	Weight Front	Weight Rear	Retail Price
480-086	BW AD-9SI BRAKE LINE AIR DRYER WITH HEATER			
479-015	AIR DRYER FRAME MOUNTED			
* 460-1AM	STEEL AIR BRAKE RESERVOIRS MOUNTED INSIDE RAIL; CUSTOMER ACCEPTS TANKS MOUNTED IN REAR OVERHANG/REAR SUSPENSION			
477-004	PULL CABLES ON ALL AIR RESERVOIR(S)			

Trailer Connections

481-998	NO TRAILER AIR HOSE
476-998	NO AIR HOSE HANGER
914-001	AIR CONNECTIONS TO END OF FRAME WITH GLAD HANDS FOR TRUCK AND NO DUST COVERS
296-027	PRIMARY CONNECTOR/RECEPTACLE WIRED FOR COMBINATION STOP/TURN, CENTER PIN POWERED THROUGH IGNITION WITH STOP SIGNAL PREWIRE PACKAGE
50V-002	PDI INSTALLED ELECTRIC BRAKE CONTROLLER
303-025	SAE J560 7-WAY PRIMARY TRAILER CABLE RECEPTACLE MOUNTED END OF FRAME
310-998	NO TRAILER ELECTRICAL CABLE

Wheelbase & Frame

545-482	4825MM (190 INCH) WHEELBASE		
546-102	7/16X3-9/16X11-1/8 INCH STEEL FRAME (11.11MMX282.6MM/0.437X11.13 INCH) 120KSI	160	280
552-063	2550MM (100 INCH) REAR FRAME OVERHANG		
55W-009	FRAME OVERHANG RANGE: 91 INCH TO 100 INCH	-50	210
AC8-99D	CALC'D BACK OF CAB TO REAR SUSP C/L (CA) : 124.41 in		
AE8-99D	CALCULATED EFFECTIVE BACK OF CAB TO REAR SUSPENSION C/L (CA) : 119.91 in		
AE4-99D	CALC'D FRAME LENGTH - OVERALL : 329.34 in		
FSS-0LH	CALCULATED FRAME SPACE LH SIDE : 89.69 in		
FSS-0RH	CALCULATED FRAME SPACE RH SIDE : 91.79 in		
553-001	SQUARE END OF FRAME		
550-001	FRONT CLOSING CROSSMEMBER		
559-001	STANDARD WEIGHT ENGINE CROSSMEMBER		
561-001	STANDARD CROSSMEMBER BACK OF TRANSMISSION		
562-001	STANDARD MIDSHIP #1 CROSSMEMBER(S)		
572-001	STANDARD REARMOST CROSSMEMBER		

Data Code	Description	Weight Front	Weight Rear	Retail Price
565-001	STANDARD SUSPENSION CROSSMEMBER			
Chassis Equipment				
556-1AR	THREE-PIECE 14 INCH CHROMED STEEL BUMPER WITH COLLAPSIBLE ENDS	30		
558-001	FRONT TOW HOOKS - FRAME MOUNTED	15		
574-001	BUMPER MOUNTING FOR SINGLE LICENSE PLATE			
585-998	NO MUDFLAP BRACKETS			
590-998	NO REAR MUDFLAPS			
586-024	FENDER AND FRONT OF HOOD MOUNTED FRONT MUDFLAPS			
551-007	GRADE 8 THREADED HEX HEADED FRAME FASTENERS			
44Z-002	EXTERIOR HARNESSSES WRAPPED IN ABRASION TAPE			
* 606-387	DRILLING PREP FOR ONE SOURCE PER DRAWING 4047_TC55_TL60, REVISION A, 05/03/2019			
607-001	CLEAR FRAME RAILS FROM BACK OF CAB TO FRONT REAR SUSPENSION BRACKET, BOTH RAILS OUTBOARD			
Fifth Wheel				
578-998	NO FIFTH WHEEL			
Fuel Tanks				
204-215	50 GALLON/189 LITER SHORT RECTANGULAR ALUMINUM FUEL TANK - LH	20		
218-005	RECTANGULAR FUEL TANK(S)			
215-005	PLAIN ALUMINUM/PAINTED STEEL FUEL/HYDRAULIC TANK(S) WITH PAINTED BANDS			
212-007	FUEL TANK(S) FORWARD			
664-001	PLAIN STEP FINISH			
205-001	FUEL TANK CAP(S)			
122-1J1	DETROIT FUEL/WATER SEPARATOR WITH WATER IN FUEL SENSOR, HAND PRIMER AND 12 VOLT PREHEATER"	-5		
216-020	EQUIFLO INBOARD FUEL SYSTEM			
202-016	HIGH TEMPERATURE REINFORCED NYLON FUEL LINE			
Tires				
093-1VM	MICHELIN X LINE ENERGY Z 315/80R22.5 20 PLY RADIAL FRONT TIRES	50		

Data Code	Description	Weight Front	Weight Rear	Retail Price
094-2EU	HANKOOK DH06 11R22.5 14 PLY RADIAL REAR TIRES		64	
Hubs				
418-015	MERITOR IRON FRONT HUBS			
450-060	CONMET PRESET PLUS PREMIUM IRON REAR HUBS			
Wheels				
502-356	ALCOA ULTRA ONE 89U64X 22.5X9.00 10-HUB PILOT 5.99 INSET ALUMINUM FRONT WHEELS	-28		
505-752	MAXION WHEELS 91541 22.5X8.25 10-HUB PILOT 2-HAND STEEL DISC REAR WHEELS			
524-001	POLISHED FRONT WHEELS; OUTSIDE ONLY			
496-011	FRONT WHEEL MOUNTING NUTS			
497-011	REAR WHEEL MOUNTING NUTS			
498-009	WHEEL STUDS FOR CUSTOMER INSTALLED HUB PILOTED DUALED ALUMINUM WHEELS, ALL			
Cab Exterior				
829-071	106 INCH BBC FLAT ROOF ALUMINUM CONVENTIONAL CAB			
650-008	AIR CAB MOUNTING			
648-002	NONREMOVABLE BUGSCREEN MOUNTED BEHIND GRILLE			
754-008	2-1/2 INCH FENDER EXTENSIONS	10		
678-001	LH AND RH GRAB HANDLES			
646-023	HOOD MOUNTED CHROMED PLASTIC GRILLE			
65X-003	CHROME HOOD MOUNTED AIR INTAKE GRILLE			
644-004	FIBERGLASS HOOD			
690-998	NO NOISE SHIELD-ENG COMPARTMENT			
727-1AF	SINGLE 14 INCH ROUND HADLEY AIR HORN UNDER LH DECK	4		
726-002	DUAL ELECTRIC HORNS			
728-001	SINGLE HORN SHIELD			
575-001	REAR LICENSE PLATE MOUNT END OF FRAME			
312-079	INTEGRAL HEADLIGHTS WITH CHROME BEZELS; NON-COMPLIANT WITH FMVSS 108 HEADLIGHT HEIGHT REQUIREMENT			
302-047	LED AERODYNAMIC MARKER LIGHTS			
311-001	DAYTIME RUNNING LIGHTS			
294-001	INTEGRAL STOP/TAIL/BACKUP LIGHTS			
300-015	STANDARD FRONT TURN SIGNAL LAMPS			

Data Code	Description	Weight Front	Weight Rear	Retail Price
744-1BC	DUAL WEST COAST BRIGHT FINISH HEATED MIRRORS WITH LH AND RH REMOTE			
797-001	DOOR MOUNTED MIRRORS			
796-001	102 INCH EQUIPMENT WIDTH			
743-204	LH AND RH 8 INCH BRIGHT FINISH CONVEX MIRRORS MOUNTED UNDER PRIMARY MIRRORS			
729-001	STANDARD SIDE/REAR REFLECTORS			
768-043	63X14 INCH TINTED REAR WINDOW			
661-003	TINTED DOOR GLASS LH AND RH WITH TINTED NON-OPERATING WING WINDOWS			
654-011	RH AND LH ELECTRIC POWERED WINDOWS			
663-013	1-PIECE SOLAR GREEN GLASS WINDSHIELD			
659-020	2 GALLON WINDSHIELD WASHER RESERVOIR WITH FLUID LEVEL INDICATOR, FRAME MOUNTED			

Cab Interior

055-019	RUGGED TRIM PACKAGE			
707-107	GRAY & CARBON VINYL INTERIOR "RUGGED"			
70K-020	CARBON WITH PREMIUM GUNMETAL ACCENT (RUGGED)			
706-013	MOLDED PLASTIC DOOR PANEL			
708-013	MOLDED PLASTIC DOOR PANEL			
772-006	BLACK MATS WITH SINGLE INSULATION			
785-034	ASH CUP AND (1)LIGHTER, (1)12V POWER OUTLET, (1)DASH MTD DUAL USB-C OUTLET			
691-001	FORWARD ROOF MOUNTED CONSOLE			
696-012	CENTER STORAGE CONSOLE MOUNTED ON BACKWALL	20		
693-035	LH AND RH KICKPLATES			
738-021	DIGITAL ALARM CLOCK IN DRIVER DISPLAY			
742-007	(2) CUP HOLDERS LH AND RH DASH			
680-029	M2/SD DASH			
700-002	HEATER, DEFROSTER AND AIR CONDITIONER			
701-001	STANDARD HVAC DUCTING			
703-005	MAIN HVAC CONTROLS WITH RECIRCULATION SWITCH			
170-015	STANDARD HEATER PLUMBING			
130-041	VALEO HEAVY DUTY A/C REFRIGERANT COMPRESSOR			
702-002	BINARY CONTROL, R-134A			
739-033	STANDARD INSULATION			

Data Code	Description	Weight Front	Weight Rear	Retail Price
285-013	SOLID-STATE CIRCUIT PROTECTION AND FUSES			
280-007	12V NEGATIVE GROUND ELECTRICAL SYSTEM			
324-1B3	STANDARD LED CAB LIGHTING			
787-004	REMOTE KEYLESS ENTRY AND 2 TRANSMITTERS			
657-001	DOOR LOCKS AND IGNITION SWITCH KEYED THE SAME			
78G-002	KEY QUANTITY OF 2			
655-005	LH AND RH ELECTRIC DOOR LOCKS			
756-338	BASIC ISRINGHAUSEN HIGH BACK AIR SUSPENSION DRIVERS SEAT WITH MECHANICAL LUMBAR AND INTEGRATED CUSHION EXTENSION	30		
760-335	BASIC ISRI HIGH BACK NON SUSPENSION PASSENGER SEAT			
759-007	DUAL DRIVER SEAT ARMRESTS, NO PASSENGER SEAT ARMRESTS	4		
711-004	LH AND RH INTEGRAL DOOR PANEL ARMRESTS			
758-022	BLACK MORDURA CLOTH DRIVER SEAT COVER			
761-023	BLACK MORDURA CLOTH PASSENGER SEAT COVER			
763-102	HIGH VISIBILITY ORANGE SEAT BELTS			
532-002	ADJUSTABLE TILT AND TELESCOPING STEERING COLUMN			
540-070	4-SPOKE 18 INCH (450MM) LEATHER WRAPPED STEERING WHEEL WITH CHROME SWITCH BEZELS			
765-002	DRIVER AND PASSENGER INTERIOR SUN VISORS			

Instruments & Controls

106-002	ELECTRONIC ACCELERATOR CONTROL			
734-023	CONFIGURABLE LOWER PANEL WITH INTEGRATED UPPER STORAGE			
87L-001	ENGINE REMOTE INTERFACE WITH PARK BRAKE INTERLOCK			
870-002	BRIGHT ARGENT FINISH GAUGE BEZELS			
486-001	LOW AIR PRESSURE INDICATOR LIGHT AND AUDIBLE ALARM			
840-001	DUAL NEEDLE PRIMARY AND SECONDARY AIR PRESSURE GAUGE			
198-003	DASH MOUNTED AIR RESTRICTION INDICATOR WITH GRADUATIONS			
721-001	97 DB BACKUP ALARM		3	

Data Code	Description	Weight Front	Weight Rear	Retail Price
149-015	ELECTRONIC CRUISE CONTROL WITH CONTROLS ON STEERING WHEEL SPOKES			
156-007	KEY OPERATED IGNITION SWITCH AND INTEGRAL START POSITION; 4 POSITION OFF/RUN/START/ACCESSORY			
157-007	MANUAL REMOTE ENGINE STOP/START WITH PTO RE-ENGAGE			
811-044	PREMIUM INSTRUMENT CLUSTER WITH 5.0 INCH TFT COLOR DISPLAY			
81B-003	DIGITAL PANEL LAMP DIMMER SWITCH IN DRIVER DISPLAY			
160-038	HEAVY DUTY ONBOARD DIAGNOSTICS INTERFACE CONNECTOR LOCATED BELOW LH DASH			
844-001	2 INCH ELECTRIC FUEL GAUGE			
148-073	ENGINE REMOTE INTERFACE FOR REMOTE THROTTLE			
48H-004	QUICKFIT POWERTRAIN INTERFACE CONNECTOR UNDER CAB WITH BLUNTCUTS			
4C0-998	NO ADDITIONAL EXTRA SWITCH ACCUATORS			
* 4CG-006	6 EXTRA PROGRAMMABLE SWITCHES/INDICATORS \$C1B0071ZZ,C2A0235ZZ,C1C0141ZZ,C1D0132ZZ ,B5L5010ZZ,B5K5009ZZ			
48C-004	QUICKFIT PROGRAMMABLE INTERFACE CONNECTOR(S) UNDER CAB WITH BLUNTCUTS			
163-014	ENGINE REMOTE INTERFACE CONNECTOR AT POWERTRAIN INTERFACE CONNECTOR			
856-001	ELECTRICAL ENGINE COOLANT TEMPERATURE GAUGE			
864-001	2 INCH TRANSMISSION OIL TEMPERATURE GAUGE			
867-004	ELECTRONIC OUTSIDE TEMPERATURE SENSOR DISPLAY IN DRIVER MESSAGE CENTER			
830-006	ENGINE AND TRIP HOUR METERS INTEGRAL WITHIN DRIVER DISPLAY AND HOBBS PTO OPERATION HOUR METER	2		
33A-804	PROVISIONS FOR BODY BUILDER WIRED BOOM OUT OF STOW WARNING SYSTEM PILOT LIGHT AND INSTRUMENT CLUSTER BUZZER			
372-123	PTO CONTROLS FOR ENHANCED VEHICLE ELECTRIC/ELECTRONIC ARCHITECTURE			
736-998	NO OBSTACLE DETECTION SYSTEM			
72J-998	NO DR ASSIST SYSTEM			
49B-998	NO VEHICLE STABILITY ADVISOR OR CONTROL			
73B-998	NO LANE DEPARTURE WARNING SYSTEM			

Data Code	Description	Weight Front	Weight Rear	Retail Price
852-002	ELECTRIC ENGINE OIL PRESSURE GAUGE			
35M-011	QUICKFIT PROGRAMMABLE INTERFACE MODULE + (4) 20 AMP FUSED RELAYS	10		
746-137	AM/FM/WB WORLD TUNER RADIO WITH BLUETOOTH, USB AND AUXILIARY INPUTS, J1939			
747-001	DASH MOUNTED RADIO			
750-002	(2) RADIO SPEAKERS IN CAB			
753-998	NO AM/FM RADIO ANTENNA			
748-006	POWER AND GROUND WIRING PROVISION OVERHEAD			
749-001	ROOF/OVERHEAD CONSOLE CB RADIO PROVISION			
752-017	MULTI-BAND AM/FM/WB/CB LH MIRROR MOUNTED ANTENNA SYSTEM			
74D-006	STANDARD RADIO WIRING WITH STEERING WHEEL CONTROLS			
810-027	ELECTRONIC MPH SPEEDOMETER WITH SECONDARY KPH SCALE, WITHOUT ODOMETER			
817-001	STANDARD VEHICLE SPEED SENSOR			
812-001	ELECTRONIC 3000 RPM TACHOMETER			
813-1C8	DETROIT CONNECT PLATFORM HARDWARE			
8D1-303	3 YEARS DAIMLER CONNECTIVITY BASE PACKAGE (FEATURES VARY BY MODEL) POWERED BY DETROIT CONNECT			
6TS-005	TMC RP1226 ACCESSORY CONNECTOR LOCATED BEHIND PASSENGER SIDE REMOVEABLE DASH PANEL			
162-002	IGNITION SWITCH CONTROLLED ENGINE STOP			
4E1-004	8 SWITCH SLOTS, DRIVER OVERHEAD CONSOLE			
81Y-006	PRE-TRIP INSPECTION FEATURE FOR EXTERIOR LAMPS AND SERVICE BRAKES			
264-030	(1) OVERHEAD MOUNTED LANYARD CONTROL FOR DRIVER AIR HORN			
482-001	BW TRACTOR PROTECTION VALVE			
883-001	TRAILER HAND CONTROL BRAKE VALVE			
836-015	DIGITAL VOLTAGE DISPLAY INTEGRAL WITH DRIVER DISPLAY			
660-008	SINGLE ELECTRIC WINDSHIELD WIPER MOTOR WITH DELAY			
304-030	ROTARY HEADLAMP SWITCH, MARKER LIGHTS/HEADLIGHTS SWITCH WITH PULL OUT FOR OPTIONAL FOG/ROAD LAMPS			

Data Code	Description	Weight Front	Weight Rear	Retail Price
882-004	TWO VALVE PARKING BRAKE SYSTEM WITH WARNING INDICATOR			N/C
299-020	SELF CANCELING TURN SIGNAL SWITCH WITH DIMMER, HEADLAMP FLASH, WASH/WIPE/INTERMITTENT			STD
298-046	INTEGRAL ELECTRONIC TURN SIGNAL FLASHER WITH 40 AMP (20 AMP PER SIDE) TRAILER LAMP CAPACITY			STD

Design

065-000	PAINT: ONE SOLID COLOR			STD
---------	------------------------	--	--	-----

Color

980-5F6	CAB COLOR A: L0006EY WHITE ELITE EY			STD
986-020	BLACK, HIGH SOLIDS POLYURETHANE CHASSIS PAINT			STD
966-972	POWDER WHITE (N0006EA) REAR WHEELS/RIMS (PKWHT21, TKWHT21, W, TW)			STD
969-998	NO CAB/BODY EXTERIOR DECALS			STD
963-003	STANDARD E COAT/UNDERCOATING			STD

Certification / Compliance

996-001	U.S. FMVSS CERTIFICATION, EXCEPT SALES CABS AND GLIDER KITS			STD
---------	---	--	--	-----

Secondary Factory Options

*	998-033	CORPORATE PDI CENTER IN-SERVICE AND OPTION INSTALLATION/MODIFICATION		N/C
		50V-002 INSTALL ELECTRIC BRAKE CONTROLLE R AND FAN AND SHROUD 375-008 FOR TRANSFER CASE		

Sales Programs

NO SALES PROGRAMS HAVE BEEN SELECTED

TOTAL VEHICLE SUMMARY

Adjusted List Price

Weight Summary

Weight Front	Weight Rear	Total Weight
--------------	-------------	--------------

Factory Weight ⁺	8409 lbs	4662 lbs	13071 lbs
Total Weight ⁺	8409 lbs	4662 lbs	13071 lbs

ITEMS NOT INCLUDED IN ADJUSTED LIST PRICE

Other Factory Charges

PNV-998	NO CARB24 PRICING IMPACT
RD1-303	3 YRS DAIMLER CONNECTIVITY BASE PKG (VARY BY MODEL) POWERED BY DETRIOT CONNECT
RAC-42N	M2/SD PLUS ESCALATOR
RAG-020	CUMMINS TARIFF CHARGE - \$205
RAU-025	MY25 ESCALATOR
RFY-022	FRONT TIRE SURCHARGE
RFU-022	REAR TIRE SURCHARGE
P73-2FT	STANDARD DESTINATION CHARGE

Extended Warranty

WAG-073	TOWING: 6 MONTHS/UNLIMITED MILES/KM EXTENDED TOWING COVERAGE \$750 CAP FEX APPLIES
---------	---

Currency Exchange Rate
Total Extended Warranty (Local Currency)

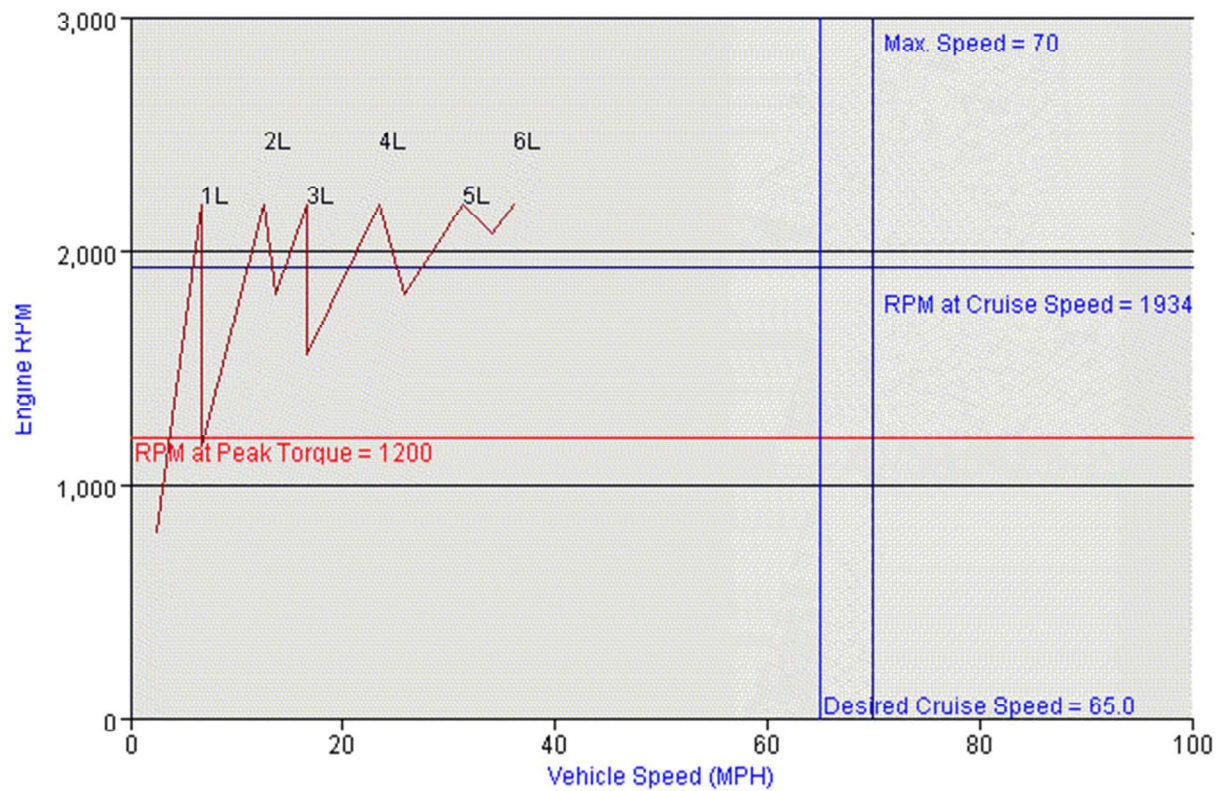
(+) Weights shown are estimates only.

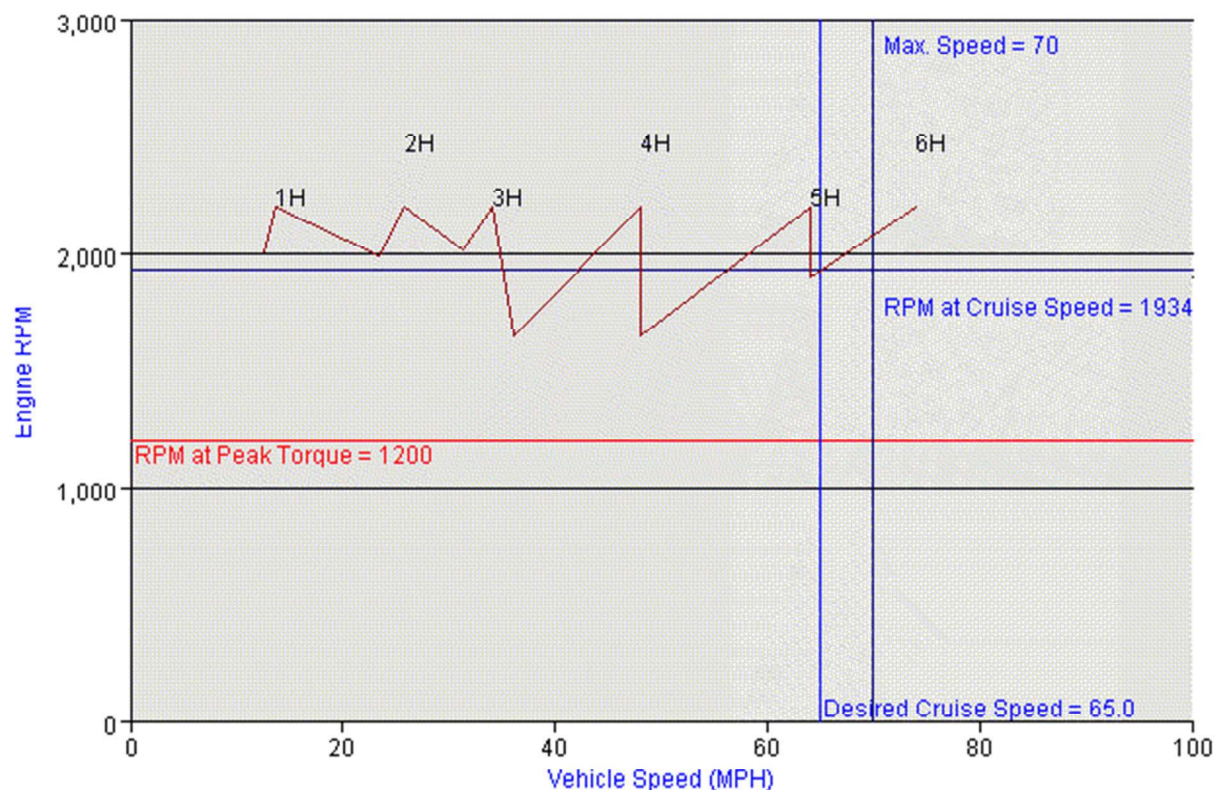
If weight is critical, contact Customer Application Engineering.

(**) Prices shown do not include taxes, fees, etc... "Net Equipment Selling Price" is located on the Quotation Details Proposal Report.

(***) All cost increases for major components (Engines, Transmissions, Axles, Front and Rear Tires) and government mandated requirements, tariffs, and raw material surcharges will be passed through and added to factory invoices.

SHIFT CHART





VEHICLE SPECIFICATIONS SUMMARY - SHIFT CHART

Model M2106
Cab Size (829) 106 INCH BBC FLAT ROOF ALUMINUM CONVENTIONAL CAB
Desired Cruise Speed (mph) 65.0
Engine (101) CUM L9 300 HP @ 2200 RPM; 2200 GOV RPM, 860 LB-FT @ 1200 RPM
RPM at Peak Torque 1200
Governed RPM 2200
Transmission (342) ALLISON 3000 RDS AUTOMATIC TRANSMISSION WITH PTO PROVISION
Gear Ratio: LL N/A
Gear Ratio: L N/A

Gear Ratio: 1.....	3.49
Gear Ratio: 2.....	1.86
Gear Ratio: 3.....	1.41
Gear Ratio: 4.....	1
Gear Ratio: 5.....	0.75
Gear Ratio: 6.....	0.65
Gear Ratio: 7.....	N/A
Gear Ratio: 8.....	N/A
Gear Ratio: 9.....	N/A
Gear Ratio: 10.....	N/A
Gear Ratio: 11.....	N/A
Gear Ratio: 12.....	N/A
Gear Ratio: 13.....	N/A
Gear Ratio: 14.....	N/A
Gear Ratio: 15.....	N/A
Gear Ratio: 16.....	N/A
Gear Ratio: 17.....	N/A
Gear Ratio: 18.....	N/A
Auxiliary Transmission (352).....	NO AUXILIARY TRANSMISSION
Low Gear Ratio.....	N/A
High Gear Ratio.....	N/A
Transfer Case (373).....	MERITOR MTC 4210XL-EC 2-SPEED TRANSFER CASE
Low Gear Ratio.....	2.05
High Gear Ratio.....	1
Rear Axle (420).....	MS-21-14X 21,000# R-SERIES SINGLE REAR AXLE
Number of Speeds.....	1
Rear Axle Gear Ratio(s).....	5.57 REAR AXLE RATIO
Rear Tires (094).....	HANKOOK DH06 11R22.5 14 PLY RADIAL REAR TIRES
Revolutions per Mile.....	493

TABLE SUMMARY - SHIFT CHART

Transmissio Gear	Transmissio Gear Ratio	Rear Axle Ratio	Transfer Case Ratio	Overall Gear Ratio	Percent Split	RPM After Shift	MPH at Peak	MPH at Governed
1H	3.49	5.57	1.00	19.44	N/A	2014	7.5	13.8
2H	1.86	5.57	1.00	10.36	87.6	1996	14.1	25.8
3H	1.41	5.57	1.00	7.85	31.9	2018	18.6	34.1
4H	1.00	5.57	1.00	5.57	41.0	1651	26.2	48.1
5H	0.75	5.57	1.00	4.18	33.3	1650	35.0	64.1
6H	0.65	5.57	1.00	3.62	15.4	1907	40.3	74.0

Transmissio Gear	Transmissio Gear Ratio	Rear Axle Ratio	Transfer Case Ratio	Overall Gear Ratio	Percent Split	RPM After Shift	MPH at Peak	MPH at Governed
1L	3.49	5.57	2.05	39.85	N/A	800	3.7	6.7
2L	1.86	5.57	2.05	21.24	87.6	1172	6.9	12.6
3L	1.41	5.57	2.05	16.10	31.9	1822	9.1	16.6
4L	1.00	5.57	2.05	11.42	41.0	1560	12.8	23.4
5L	0.75	5.57	2.05	8.56	33.3	1819	17.1	31.3
6L	0.65	5.57	2.05	7.42	15.4	2079	19.7	36.1

Performance calculations are estimates only. If performance calculations are critical, please contact Customer Application Engineering.

GVWR

VEHICLE SPECIFICATIONS SUMMARY - GVWR

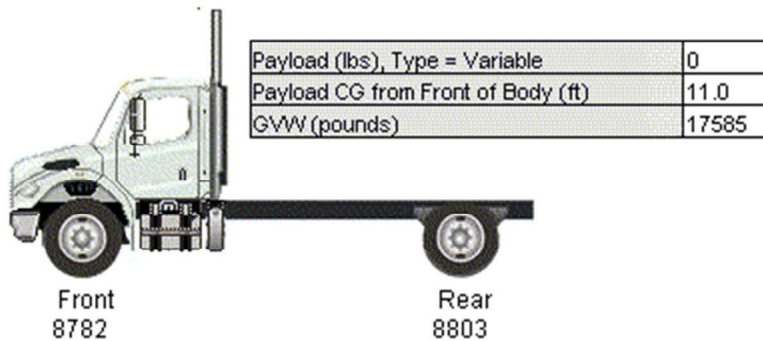
Model M2106
Cab Size (829) 106 INCH BBC FLAT ROOF ALUMINUM CONVENTIONAL CAB
Expected Front Axle(s) Load (lbs) 14000.0
Expected Pusher Axle(s) Load (lbs) 0.0
Expected Rear Axle(s) Load (lbs) 21000.0
Expected Tag Axle(s) Load (lbs) 0.0
Expected GVW (lbs) 35000
Expected GCW (lbs) 45000.0
Front Axle (400) MX-14-120HR-EVO 14,000# 1790MM KPI SINGLE FRONT DRIVE AXLE WITH HR CARRIER
Front Suspension (620) 14,600# TAPERLEAF FRONT SUSPENSION
Front Hubs (418) MERITOR IRON FRONT HUBS
Front Disc Wheels (502) ALCOA ULTRA ONE 89U64X 22.5X9.00 10-HUB PILOT 5.99 INSET ALUMINUM FRONT WHEELS
Front Tires (093) MICHELIN X LINE ENERGY Z 315/80R22.5 20 PLY RADIAL FRONT TIRES
Front Brakes (402) MERITOR 16.5X5 Q+ MX DRIVE AXLE CAST SPIDER HEAVY DUTY CAM FRONT BRAKES
Steering Gear (536) TRW TAS-85 POWER STEERING
Rear Axle (420) MS-21-14X 21,000# R-SERIES SINGLE REAR AXLE
Rear Suspension (622) 23,000# FLAT LEAF SPRING REAR SUSPENSION WITH HELPER AND RADIUS ROD
Rear Hubs (450) CONMET PRESET PLUS PREMIUM IRON REAR HUBS
Rear Disc Wheels (505) MAXION WHEELS 91541 22.5X8.25 10-HUB PILOT 2-HAND STEEL DISC REAR WHEELS
Rear Tires (094) HANKOOK DH06 11R22.5 14 PLY RADIAL REAR TIRES
Rear Brakes (423) MERITOR 16.5X7 Q+ CAST SPIDER CAM REAR BRAKES, DOUBLE ANCHOR, FABRICATED SHOES
Pusher / Tag Axle (443) NO PUSHER OR TAG AXLE
Pusher / Tag Suspension (626) NO PUSHER OR TAG SUSPENSION
Pusher / Tag Hubs (449) NO PUSHER OR TAG HUBS
Dead/Pusher/Tag Disc Wheels (509) NO PUSHER/TAG DISC WHEELS
Pusher / Tag Tires (095) NO PUSHER/TAG TIRES
Pusher / Tag Brakes (456) NO PUSHER/TAG BRAKES

TABLE SUMMARY - GVWR

	Front	Rear
Axle Component Weight Ratings		
Axles	14000	21000
Suspension	14600	23000
Hubs	14000	26000
Brakes	14700	22000
Wheels	20000	29600
Tires	18180	23360
Power Steering	18000	N/A
GAWR (per axle)	14000	21000
GAWR (per axle system)	14000	21000
Expected Load (per axle system)	14000	21000
GVWR due to Frame	90000	
GVWR due to Transmission	80000	
Vehicle GVWR Summary		
Calculated GVWR	35000	
Expected GVWR	35000	
All weights displayed in pounds		

Performance calculations are estimates only. If performance calculations are critical, please contact Customer Application Engineering.

TRUCK WEIGHT



VEHICLE SPECIFICATIONS SUMMARY - TRUCK WEIGHT

Model	M2106
Cab Size (829)	106 INCH BBC FLAT ROOF ALUMINUM CONVENTIONAL CAB
Expected Front Axle(s) Load (lbs)	14000.0
Expected Pusher Axle(s) Load (lbs)	0.0
Expected Rear Axle(s) Load (lbs)	21000.0
Expected Tag Axle(s) Load (lbs)	0.0
Expected GVW (lbs)	35000
Expected GCW (lbs)	45000.0
Wheelbase (545)	4825MM (190 INCH) WHEELBASE
Pusher / Tag Axle (443)	NO PUSHER OR TAG AXLE
Front Axle to Back of Cab (in)	65.551
Cab to Body Clearance (in)	3.0
Front Axle to Body (in)	70.051
Truck Configuration (AA3)	UTILITY BODY
Body Length (ft)	22.0
Body Weight (lbs)	3600.0
Body Horiz CG from Body Front (ft)	11.0
Body Front to Rear Axle(s) CL (ft)	9.99
Driver Weight (lbs)	500.0

Driver Horizontal CG from Front Axle (in) 46.302
 Left-Hand Primary Fuel/Hydraulic Tank (204) 50 GALLON/189 LITER SHORT RECTANGULAR ALUMINUM FUEL TANK - LH
 Left Fuel Tank Horizontal CG (in) 84.2915
 Right-Hand Primary Fuel/Hydraulic Tank (206) NO RH FUEL TANK
 Right Fuel Tank Horizontal CG (in) 0

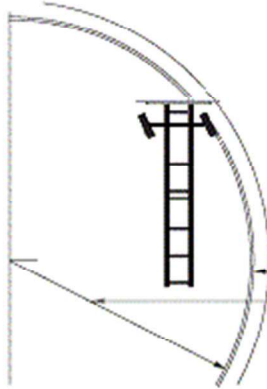
TABLE SUMMARY - TRUCK WEIGHT

Item	Front(s)	Rear(s)	Total
Chassis Tare	8409	4662	13071
Fuel / Oil	224	190	414
Driver	378	122	500
Dealer Installed Options	0	0	0
Accessories Total	0	0	0
Body Tare	-229	3829	3600
Truck Tare Weight	8782	8803	17585
Payload Total	0	0	0
Calculated Axle Loads	8782	8803	17585
Expected Axle Loads / GVW	14000	21000	45000
GAWR / GVWR	14000	21000	35000
Payload CG From Front of Body	11 feet		
Payload CG From Front Axle	16.8 feet		
Payload Distribution	Variable		
All weights displayed in pounds			

Item	Front(s)	Rear(s)	Total
Chassis Tare	8409	4662	13071
Fuel / Oil	224	190	414
Driver	378	122	500
Dealer Installed Options	0	0	0
Accessories Total	0	0	0
Body Tare	-229	3829	3600
Truck Tare Weight	8782	8803	17585
Payload Total	0	0	0
Calculated Axle Loads	8782	8803	17585
Expected Axle Loads / GVW	14000	21000	45000
GAWR / GVWR	14000	21000	35000
Payload CG From Front of Body		11 feet	
Payload CG From Front Axle		16.8 feet	
Payload Distribution		Variable	
All weights displayed in pounds			

Performance calculations are estimates only. If performance calculations are critical, please contact Customer Application Engineering.

TURNING RADIUS



Turning radius graphic and data provided strictly for comparisons between model configurations. Weather, road surfaces, and tire treads affect the results. It is strongly suggested that actual vehicles be measured before constructing any roads/driveways using this information. For specific figures regarding your configuration, please contact your CAE representative.

	Dimensions	Tolerance
Wall to Wall Diameter (ft)	62.2	+/- 3.0
Curb to Curb Diameter (ft)	60.7	+/- 3.0
Turning Radius (ft)	29.8	+/- 1.5

VEHICLE SPECIFICATIONS SUMMARY - TURNING RADIUS

Model	M2106
Cab Size (829)	106 INCH BBC FLAT ROOF ALUMINUM CONVENTIONAL CAB
Wheelbase (545)	4825MM (190 INCH) WHEELBASE
Front Tires (093)	MICHELIN X LINE ENERGY Z 315/80R22.5 20 PLY RADIAL FRONT TIRES
Width (in)	12.4
Front Axle (400)	MX-14-120HR-EVO 14,000# 1790MM KPI SINGLE FRONT DRIVE AXLE WITH HR CARRIER
Kingpin Intersection (in)	69
Bumper (556)	THREE-PIECE 14 INCH CHROMED STEEL BUMPER WITH COLLAPSIBLE ENDS
Width (in)	93.5
Bumper Miter to Front Axle (in)	21.458
Primary Steering Location (003)	LH PRIMARY STEERING LOCATION
Steering Gear (536)	TRW TAS-85 POWER STEERING
Dual Steering Gear	NONE
Ram	NONE
Rear Axle (420)	MS-21-14X 21,000# R-SERIES SINGLE REAR AXLE
Axle Spacing (624)	NO AXLE SPACING

Performance calculations are estimates only. If performance calculations are critical, please contact Customer Application Engineering.

F R A M E R B M

VEHICLE SPECIFICATIONS SUMMARY - FRAME RBM

Wheelbase (545)..... 4825MM (190 INCH) WHEELBASE
 Frame Rails (546)7/16X3-9/16X11-1/8 INCH STEEL FRAME (11.11MMX282.6MM/0.437X11.13 INCH) 120KSI(546)
 Yield Strength (psi) 120000
 Section Modulus (per rail) (cu in) 21.6
 RBM (per rail) (lbf-in) 2592000
 Inner Frame Reinforcement (547)..... NO INNER FRAME REINFORCEMENT
 Outer Frame Reinforcement (548)..... NO OUTER FRAME REINFORCEMENT

TABLE SUMMARY - FRAME RBM

Item	Description / Value
Wheelbase	4825MM (190 INCH) WHEELBASE
Frame	7/16X3-9/16X11-1/8 INCH STEEL FRAME (11.11MMX282.6MM/0.437X11.13 INCH) 120KSI
Inner Frame Reinforcement	NO INNER FRAME REINFORCEMENT
Outer Frame Reinforcement	NO OUTER FRAME REINFORCEMENT
Yield Strength (psi)	120000
Section Modulus - per rail (cu. in.)	21.60
Frame RBM - per rail (lbf-in)	2592000

Performance calculations are estimates only. If performance calculations are critical, please contact Customer Application Engineering.

F R A M E S I D E S P A C E

VEHICLE SPECIFICATIONS SUMMARY - FRAME SIDE SPACE

Model	M2106
Wheelbase (545).....	4825MM (190 INCH) WHEELBASE
Cab Size (829)	106 INCH BBC FLAT ROOF ALUMINUM CONVENTIONAL CAB
Sleeper (682)	NO SLEEPER BOX/SLEEPER CAB
Exhaust System (016).....	RH OUTBOARD UNDER STEP MOUNTED HORIZONTAL AFTERTREATMENT SYSTEM ASSEMBLY WITH RH B-PILLAR MOUNTED VERTICAL TAILPIPE
Frame Side Space LH (in)	89.6946299
Frame Side Space RH (in).....	91.7896299
Battery Box (290)	BATTERY BOX FRAME MOUNTED
Left-Hand Primary Fuel/Hydraulic Tank (204)	50 GALLON/189 LITER SHORT RECTANGULAR ALUMINUM FUEL TANK - LH
Left-Hand Auxiliary Fuel Tank(200)	NO LH AUXILIARY FUEL TANK
Right-Hand Primary Fuel/Hydraulic Tank (206).....	NO RH FUEL TANK
Right-Hand Auxiliary Fuel Tank(201).....	NO RH AUXILIARY FUEL TANK
Diesel Exhaust Fluid Tank(23U)	6 GALLON DIESEL EXHAUST FLUID TANK
Rear Fenders(583).....	NO REAR QUARTER FENDERS
Hydraulic Tank (203).....	NO HYDRAULIC OIL TANK

TABLE SUMMARY - FRAME SIDE SPACE

Dimensions (Left Side)	Inches
Max CP - Maximum value of all Cab Protrusions	4.5
Bumper to chassis zero dimension	3.3
First front axle to chassis zero dimension	37.4
Bumper to Centerline of Front Axle (BA)	40.7
Wheelbase (WB)	190.0
Frame Overhang (OH)	100.4
Overall Length (OAL)	331.1
Length of Front Tire Unladen Radius (UR)	21.1
Length of Rear Tire Unladen Radius (UR)	21.1
Length Rear Axle Spacing factor	0.0
Pusher Axle Spacing	0.0
Length of Pusher Tire Unladen Radius (UR)	0.0
Frame Space Left Side	89.7
Side Step Left Side	0.0
Exhaust Left Side	0.0
Urea Tank Left Side	5.9
Battery Box Left Side	0.0
Fuel Tank Left Side	30.0
Hydraulic Tank Left Side	0.0
Aux1 Tank Left Side	0.0
Aux2 Tank Left Side	0.0
StoreBox1 Tank Left Side	0.0
StoreBox2 Tank Left Side	0.0
Frame Step Left Side	0.0
Fender Left Side	0.0
Other1 Left Side	0.0
Other2 Left Side	0.0
Adj Left Side	0.0

Dimensions (Right Side)	Inches
Max CP - Maximum value of all Cab Protrusions	4.5
Bumper to chassis zero dimension	3.3
First front axle to chassis zero dimension	37.4
Bumper to Centerline of Front Axle (BA)	40.7
Wheelbase (WB)	190.0
Frame Overhang (OH)	100.4
Overall Length (OAL)	331.1
Length of Front Tire Unladen Radius (UR)	21.1
Length of Rear Tire Unladen Radius (UR)	21.1
Length Rear Axle Spacing factor	0.0
Pusher Axle Spacing	0.0
Length of Pusher Tire Unladen Radius (UR)	0.0
Frame Space Right Side	91.8
Side Step Right Side	0.0
Exhaust Right Side	37.6
Urea Tank Right Side	0.0
Battery Box Right Side	0.0
Fuel Tank Right Side	0.0
Hydraulic Tank Right Side	0.0
Aux1 Tank Right Side	0.0
Aux2 Tank Right Side	0.0
StoreBox1 Tank Right Side	0.0
StoreBox2 Tank Right Side	0.0
Frame Step Right Side	0.0
Fender Right Side	0.0
Other1 Right Side	0.0
Other2 Right Side	0.0
Adj Right Side	0.0

Performance calculations are estimates only. If performance calculations are critical, please contact Customer Application Engineering.