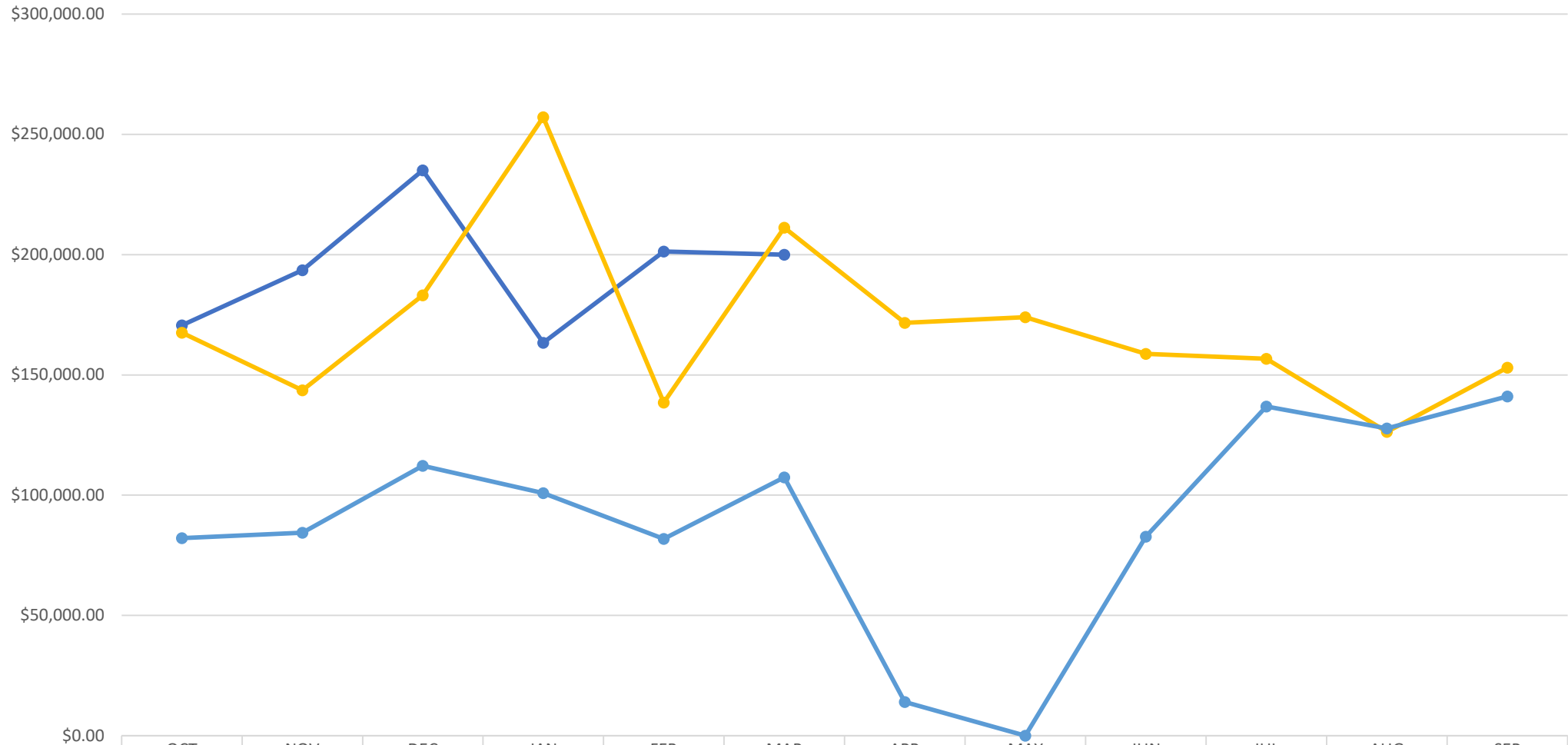
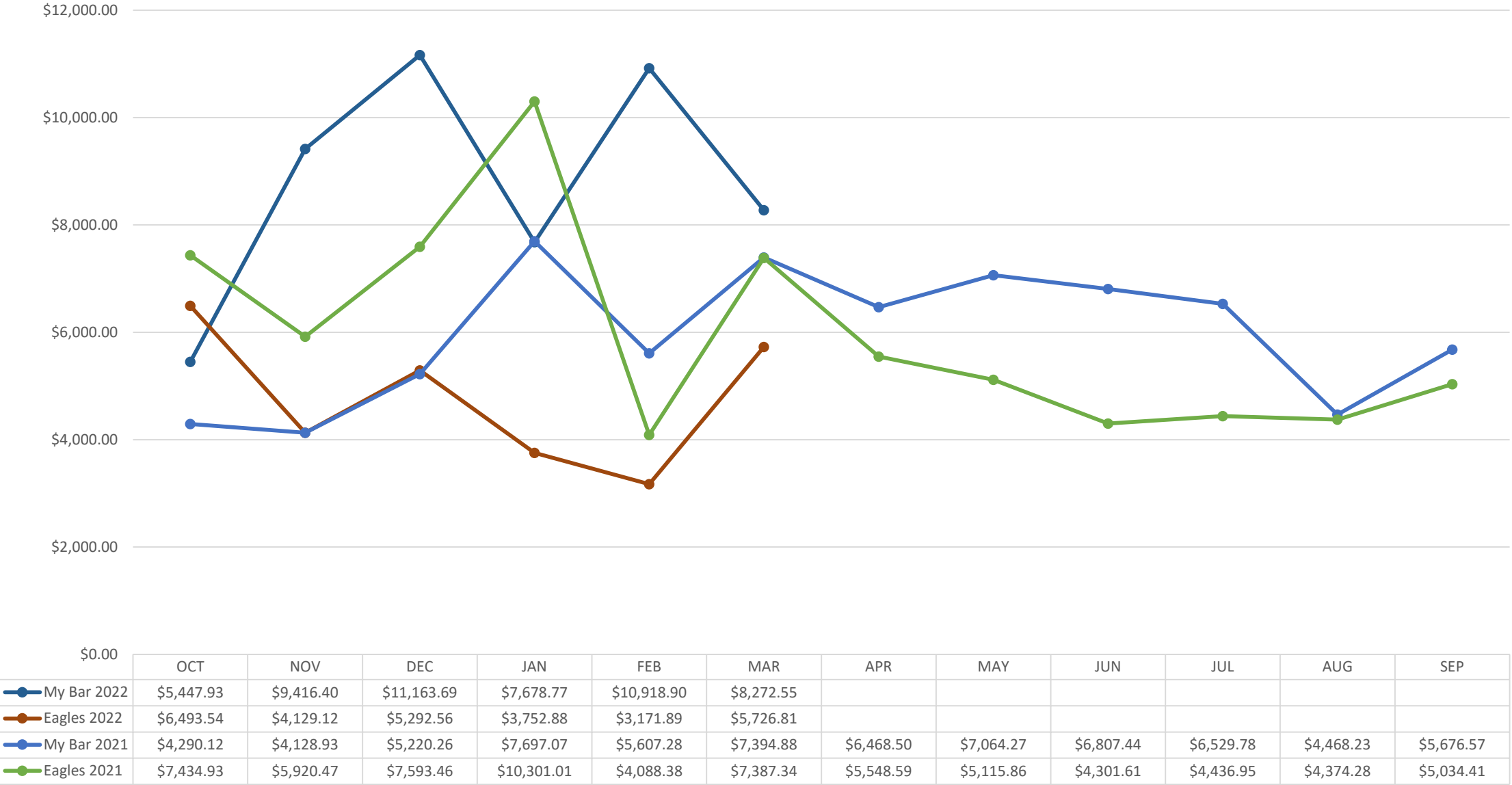


GROSS SALES

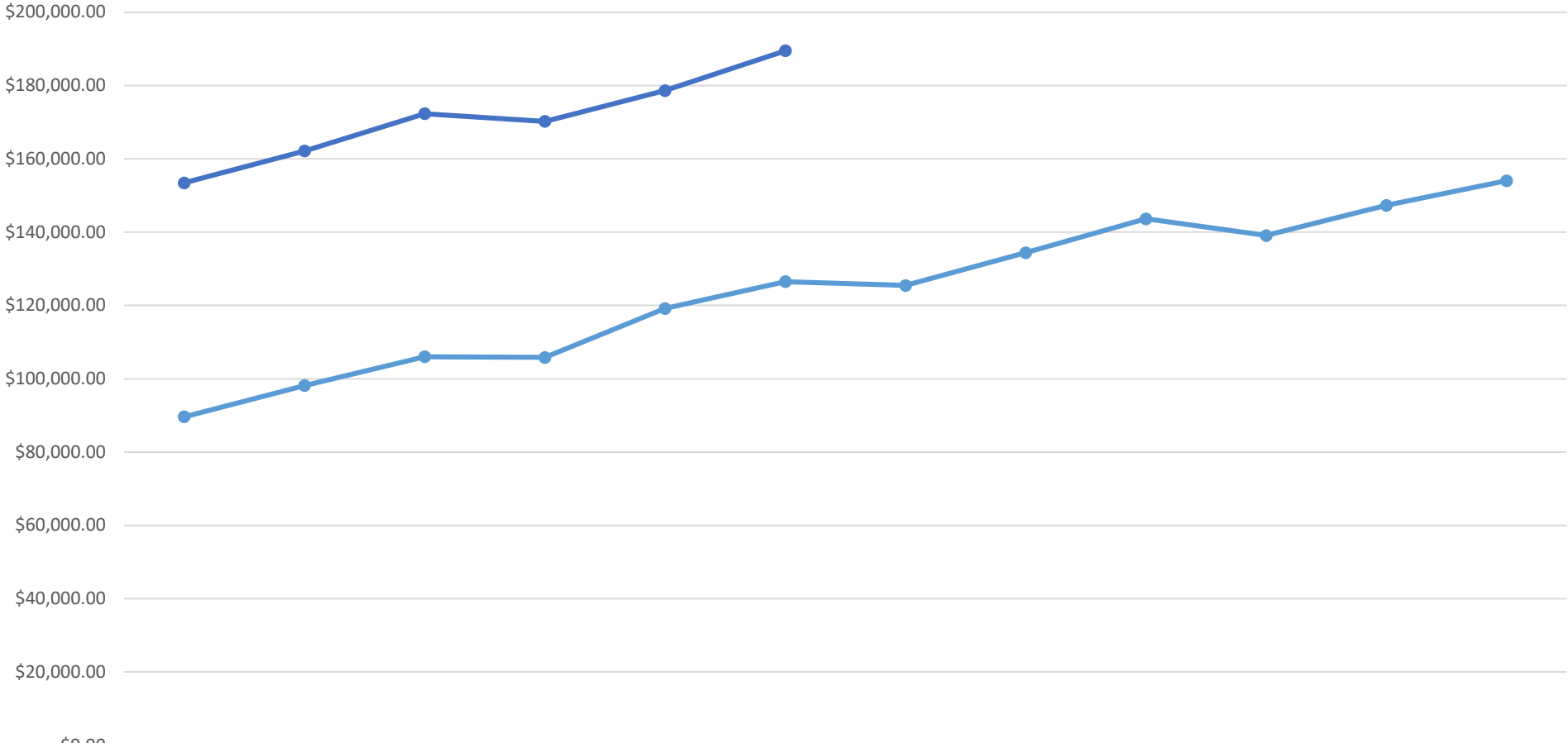


	OCT	NOV	DEC	JAN	FEB	MAR	APR	MAY	JUN	JUL	AUG	SEP
Gross Sales 2022	\$170,592.50	\$193,507.44	\$235,089.41	\$163,309.23	\$201,296.95	\$199,990.83						
Gross Sales 2021	\$167,500.65	\$143,562.92	\$183,053.28	\$257,115.45	\$138,509.40	\$211,174.56	\$171,672.63	\$174,001.84	\$158,700.73	\$156,667.60	\$126,321.61	\$153,014.06
Gross Sales 2020	\$82,114.30	\$84,347.94	\$112,176.69	\$100,852.12	\$81,801.89	\$107,413.97	\$13,996.50	\$0.00	\$82,777.35	\$136,862.14	\$127,740.86	\$141,032.24

Outlet Commissions



Community Betterment Funds



	1	2	3	4	5	6	7	8	9	10	11	12
Community Betterment 2022	\$153,447.35	\$162,140.92	\$172,323.27	\$170,206.40	\$178,646.00	\$189,495.15						
Community Betterment 2021	\$89,638.71	\$98,148.96	\$106,013.27	\$105,820.11	\$119,166.28	\$126,513.84	\$125,455.21	\$134,388.64	\$143,634.36	\$139,074.99	\$147,303.11	\$154,007.78