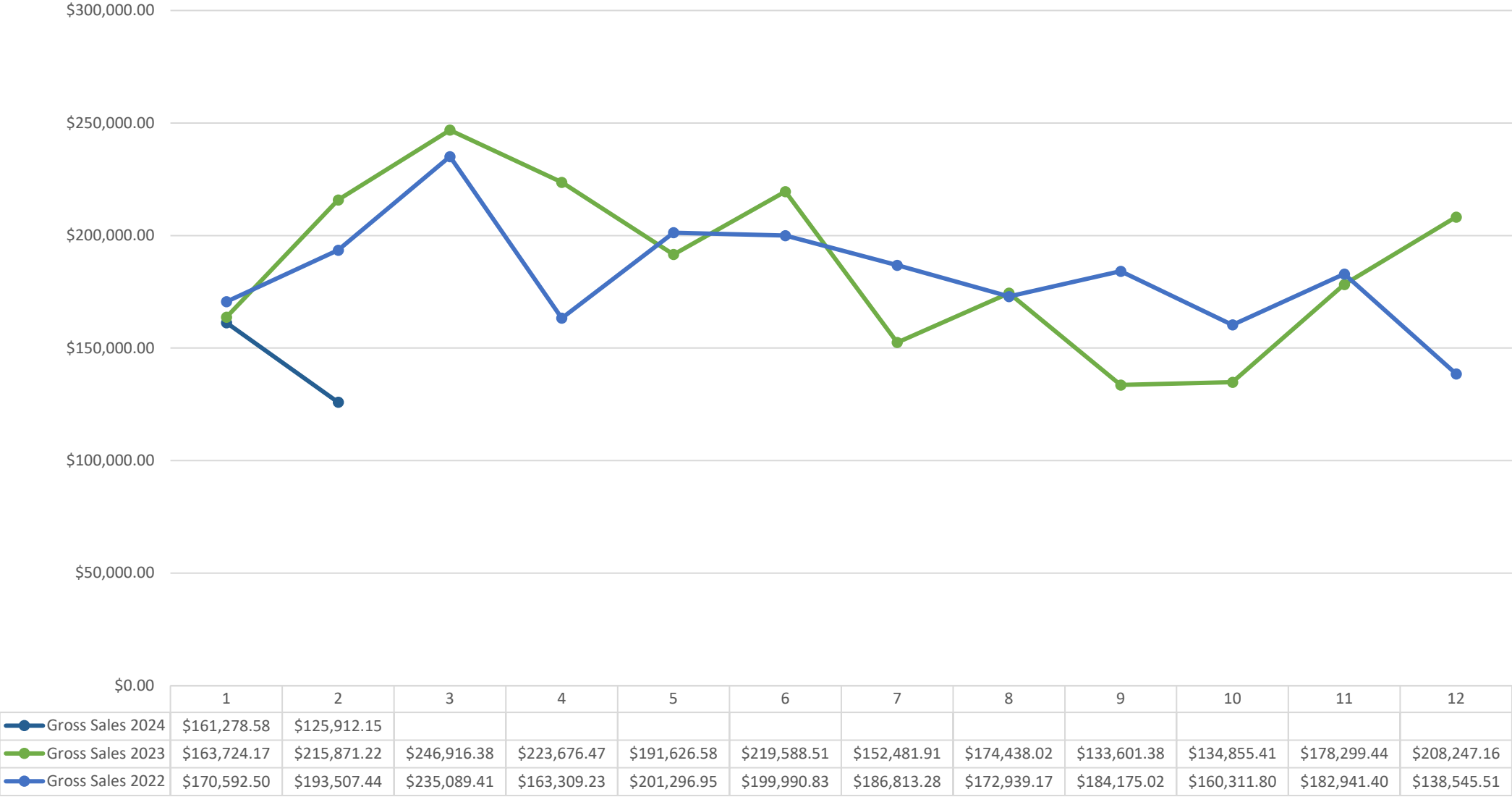
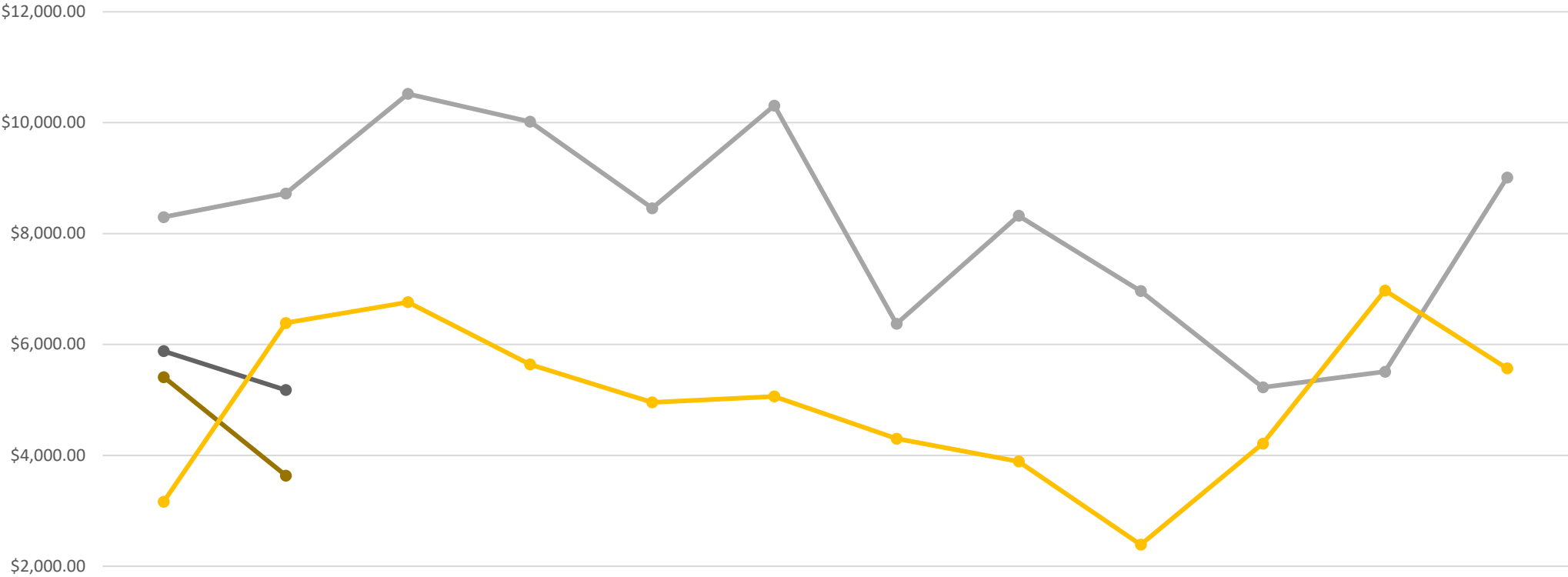


GROSS SALES

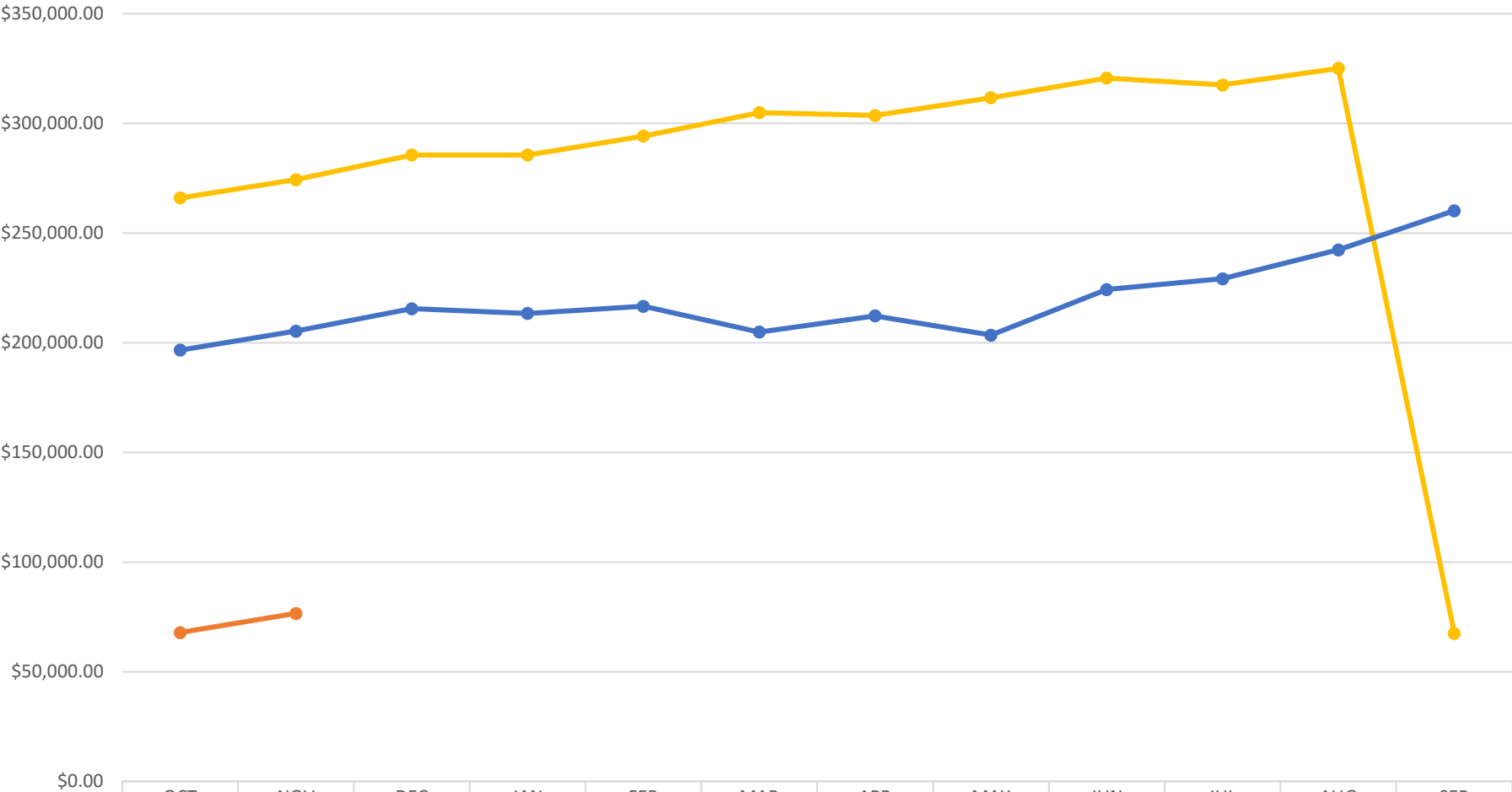


Outlet Commissions



	OCT	NOV	DEC	JAN	FEB	MAR	APR	MAY	JUN	JUL	AUG	SEP
My Bar 2024	\$5,879.32	\$5,179.04										
Eagles 2024	\$5,410.18	\$3,634.81										
My Bar 2023	\$8,296.65	\$8,723.74	\$10,520.00	\$10,017.15	\$8,457.20	\$10,309.10	\$6,371.77	\$8,321.46	\$6,962.72	\$5,227.88	\$5,507.88	\$9,009.05
Eagles 2023	\$3,164.04	\$6,387.24	\$6,764.14	\$5,640.20	\$4,956.66	\$5,062.10	\$4,301.97	\$3,889.20	\$2,389.38	\$4,212.00	\$6,973.09	\$5,568.25

Community Betterment Funds



Community Betterment 2024	OCT	NOV	DEC	JAN	FEB	MAR	APR	MAY	JUN	JUL	AUG	SEP
Community Betterment 2023	\$67,878.90	\$76,596.59										
Community Betterment 2022	\$266,038.25	\$274,357.49	\$285,607.69	\$285,602.74	\$294,226.47	\$304,912.67	\$303,608.61	\$311,690.15	\$320,658.89	\$317,524.50	\$325,084.31	\$67,468.96
	\$196,623.65	\$205,317.57	\$215,500.27	\$213,383.79	\$216,632.12	\$204,846.53	\$212,252.60	\$203,432.27	\$224,257.98	\$229,183.43	\$242,367.49	\$260,181.90