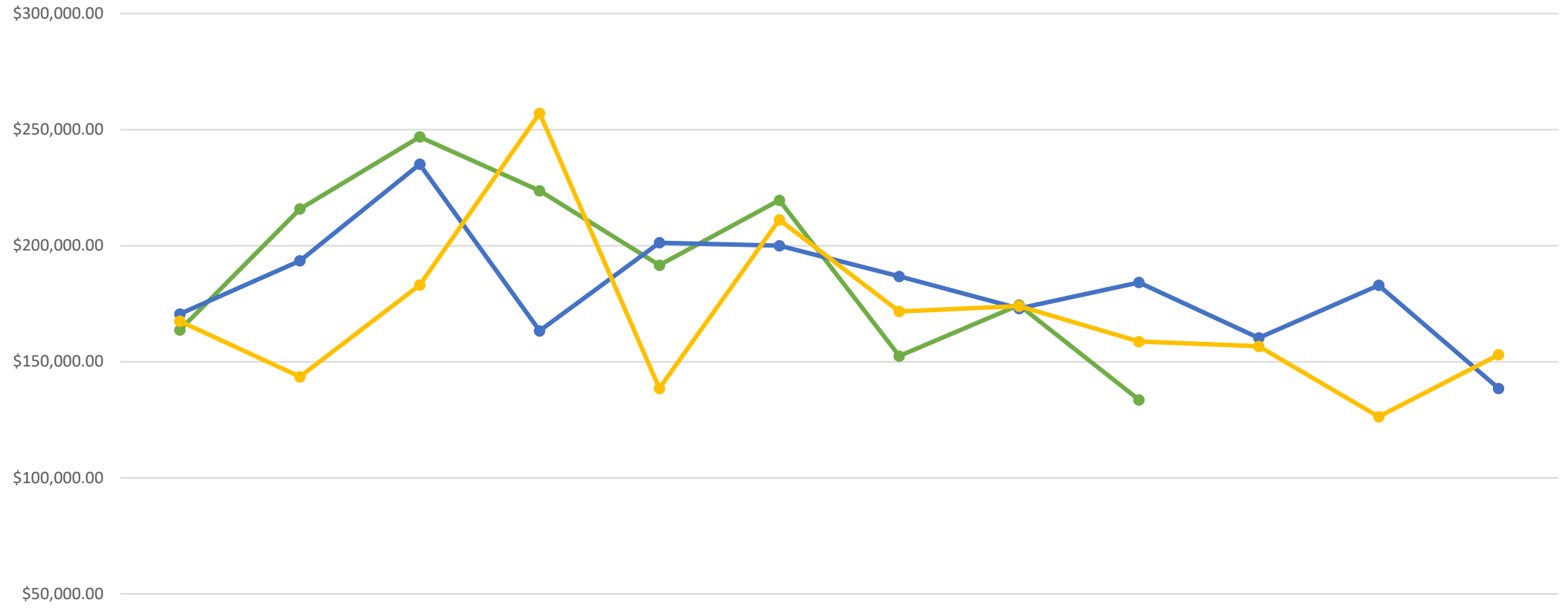
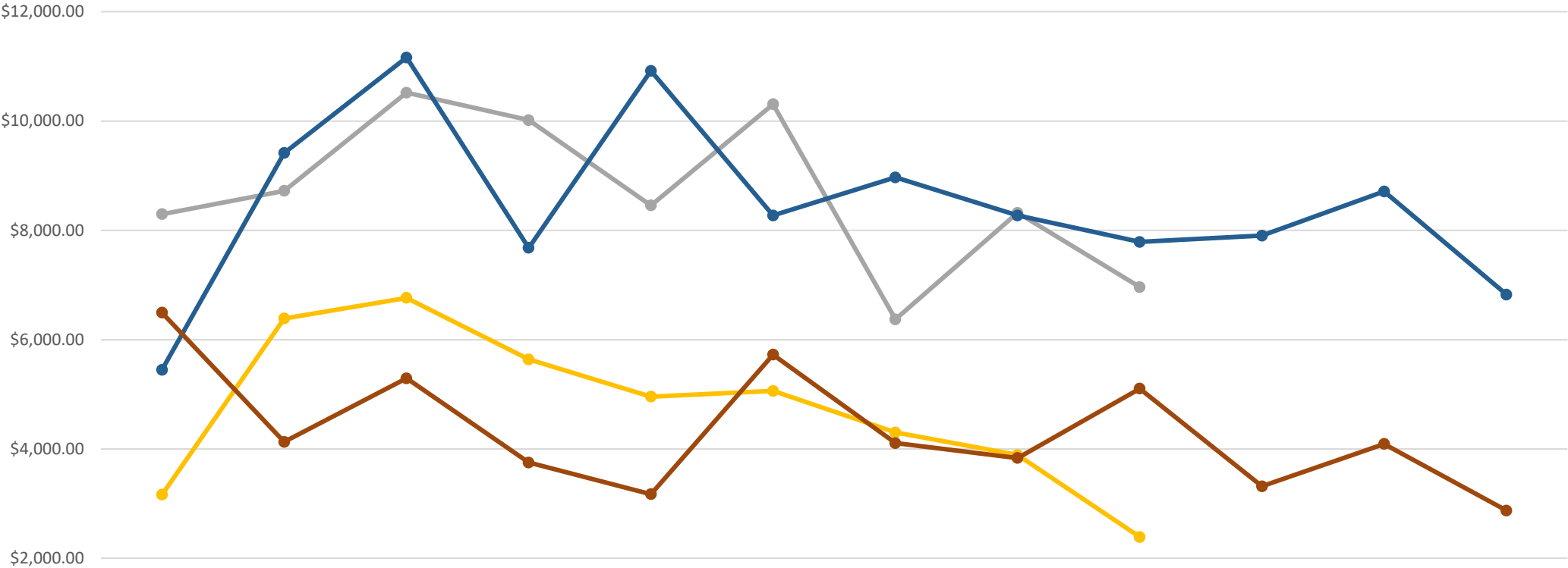


GROSS SALES



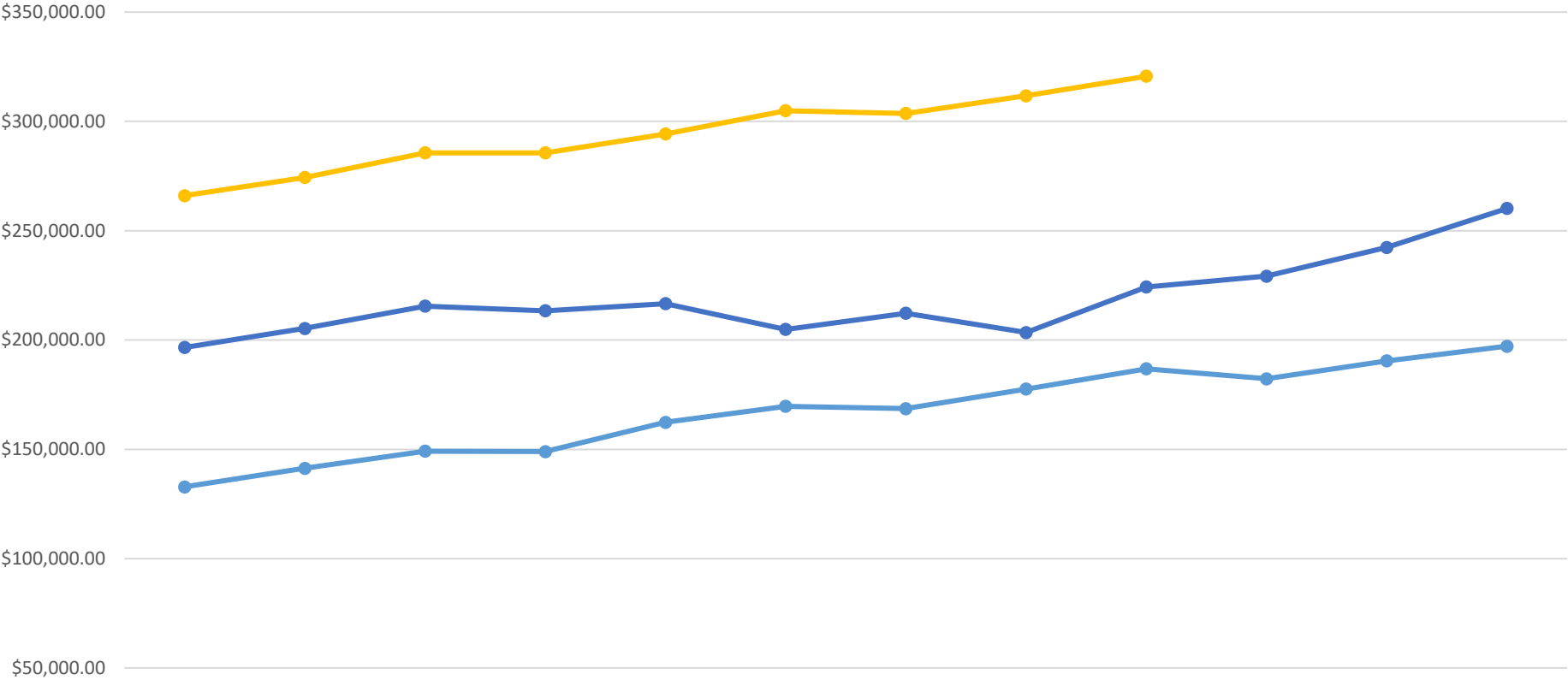
	OCT	NOV	DEC	JAN	FEB	MAR	APR	MAY	JUN	JUL	AUG	SEP
Gross Sales 2023	\$163,724.17	\$215,871.22	\$246,916.38	\$223,676.47	\$191,626.58	\$219,588.51	\$152,481.91	\$174,438.02	\$133,601.38			
Gross Sales 2022	\$170,592.50	\$193,507.44	\$235,089.41	\$163,309.23	\$201,296.95	\$199,990.83	\$186,813.28	\$172,939.17	\$184,175.02	\$160,311.80	\$182,941.40	\$138,545.51
Gross Sales 2021	\$167,500.65	\$143,562.92	\$183,053.28	\$257,115.45	\$138,509.40	\$211,174.56	\$171,672.63	\$174,001.84	\$158,700.73	\$156,667.60	\$126,321.61	\$153,014.06

Outlet Commissions



	OCT	NOV	DEC	JAN	FEB	MAR	APR	MAY	JUN	JUL	AUG	SEP
My Bar 2023	\$8,296.65	\$8,723.74	\$10,520.00	\$10,017.15	\$8,457.20	\$10,309.10	\$6,371.77	\$8,321.46	\$6,962.72			
Eagles 2023	\$3,164.04	\$6,387.24	\$6,764.14	\$5,640.20	\$4,956.66	\$5,062.10	\$4,301.97	\$3,889.20	\$2,389.38			
My Bar 2022	\$5,447.93	\$9,416.40	\$11,163.69	\$7,678.77	\$10,918.90	\$8,272.55	\$8,969.74	\$8,272.55	\$7,788.42	\$7,904.42	\$8,712.98	\$6,825.50
Eagles 2022	\$6,493.54	\$4,129.12	\$5,292.56	\$3,752.88	\$3,171.89	\$5,726.81	\$4,107.19	\$3,833.20	\$5,103.83	\$3,317.41	\$4,092.91	\$2,872.69

Community Betterment Funds



	OCT	NOV	DEC	JAN	FEB	MAR	APR	MAY	JUN	JUL	AUG	SEP
Community Betterment 2023	\$266,038.25	\$274,357.49	\$285,607.69	\$285,602.74	\$294,226.47	\$304,912.67	\$303,608.61	\$311,690.15	\$320,658.89			
Community Betterment 2022	\$196,623.65	\$205,317.57	\$215,500.27	\$213,383.79	\$216,632.12	\$204,846.53	\$212,252.60	\$203,432.27	\$224,257.98	\$229,183.43	\$242,367.49	\$260,181.90
Community Betterment 2021	\$132,810.67	\$141,321.27	\$149,185.95	\$148,993.16	\$162,339.66	\$169,687.59	\$168,629.31	\$177,563.11	\$186,808.83	\$182,249.81	\$190,478.67	\$197,183.71