



**CRETE PUBLIC SCHOOLS
APRIL 2026 FINANCE DASHBOARD**

FUND CASH BALANCE REPORT

	GENERAL	DEPRECIATION	EMPLOYEE BENEFITS	ACTIVITY	NUTRITION	BOND	BUILDING	QCFU	TOTAL
BEGINNING BALANCE	\$ 1,670,213	\$ 264,339	\$ 83,439	\$ 214,111	\$ 172,081	\$ 331,395	\$ 1,149,849	2	\$ 3,885,430
REVENUE *	\$ 4,010,497	\$ -	\$ -	\$ 33,676	\$ 162,646	\$ 107,230	\$ 193,996	-	\$ 4,508,045
EXPENDITURES*	\$ (2,729,203)	\$ -	\$ 1,739	\$ (116,440)	\$ (204,013)	\$ -	\$ (103,079)	-	\$ (3,150,996)
OUTSTANDING LIABILITIES	\$ 294,315	\$ -	\$ -	\$ -	\$ 12,831	\$ -	\$ -	-	\$ 307,146
ENDING BALANCE	\$ 3,245,822	\$ 264,339	\$ 85,178	\$ 131,347	\$ 143,546	\$ 438,626	\$ 1,240,766	2	\$ 5,549,625

*. Not including loan proceeds/payments

% of Year Completed: 66.67%

GENERAL FUND REVENUE COMPARISON TO DATE			GENERAL FUND EXPENSE COMPARISON TO DATE		
	To date	% of Budget		To date	% of Budget
2023 - 2024	\$ 21,968,078	69.07%	2023 - 2024	\$ 21,603,508	64.92%
2024 - 2025	\$ 25,055,959	69.82%	2024 - 2025	\$ 22,799,869	65.88%
2025 - 2026*	\$ 23,028,737	68.37%	2025 - 2026*	\$ 22,675,407	62.37%

* Not including loan proceeds/payments

PROPERTY TAX LEVY

2024 - 2025: General-\$0.8455, Bond-\$0.1050, Building Fund-\$0.0746 = \$1.0252
 2025 - 2026: General-\$0.9026, Bond-\$0.1025, Building Fund-\$0.0807 = \$1.0858

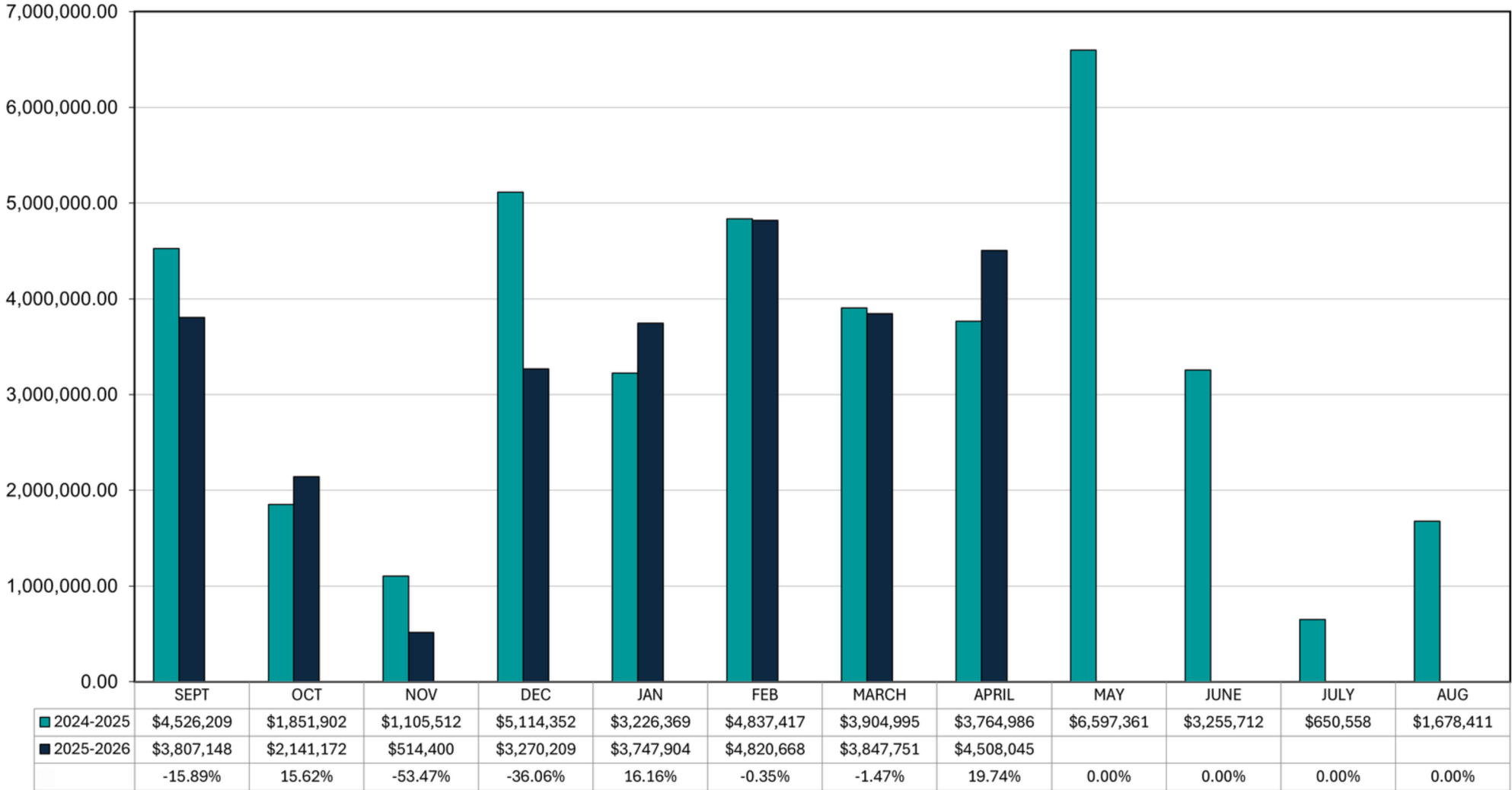
CASH FUND BALANCES			GEN. FUND BUDGET TO ACTUAL COMPARISON		
	APRIL 2026	% OF Total	FY 2023 - 2024	FY 2024 - 2025	FY 2025 - 2026
General	\$3,245,822	58.50%	\$ 31,803,575	\$ 35,887,140	\$ 33,683,201
Activity	\$131,347	2.40%	\$ 33,274,958	\$ 34,609,380	\$ 36,358,604
Building	\$1,240,766	22.40%			
Bond	\$438,626	7.90%			
QCFU	\$2	0.00%			
Empl. Benefits	\$85,178	1.50%			
Depreciation	\$264,339	4.80%			
Lunch	\$143,546	2.60%			
TOTAL	\$5,549,625	100%			

	*To Date-Prior Year		*To Date
Budget			
Revenue	\$ 21,968,078	\$ 25,055,959	\$ 23,028,737
Expense	\$ 21,603,508	\$ 22,799,869	\$ 22,675,407
Difference			
Revenue	\$ (9,835,497)	\$ (10,831,181)	\$ (10,654,464)
Expense	\$ (11,671,450)	\$ (11,809,511)	\$ (13,683,197)



Monthly Revenue - All Funds

2025-26 & 2024-25

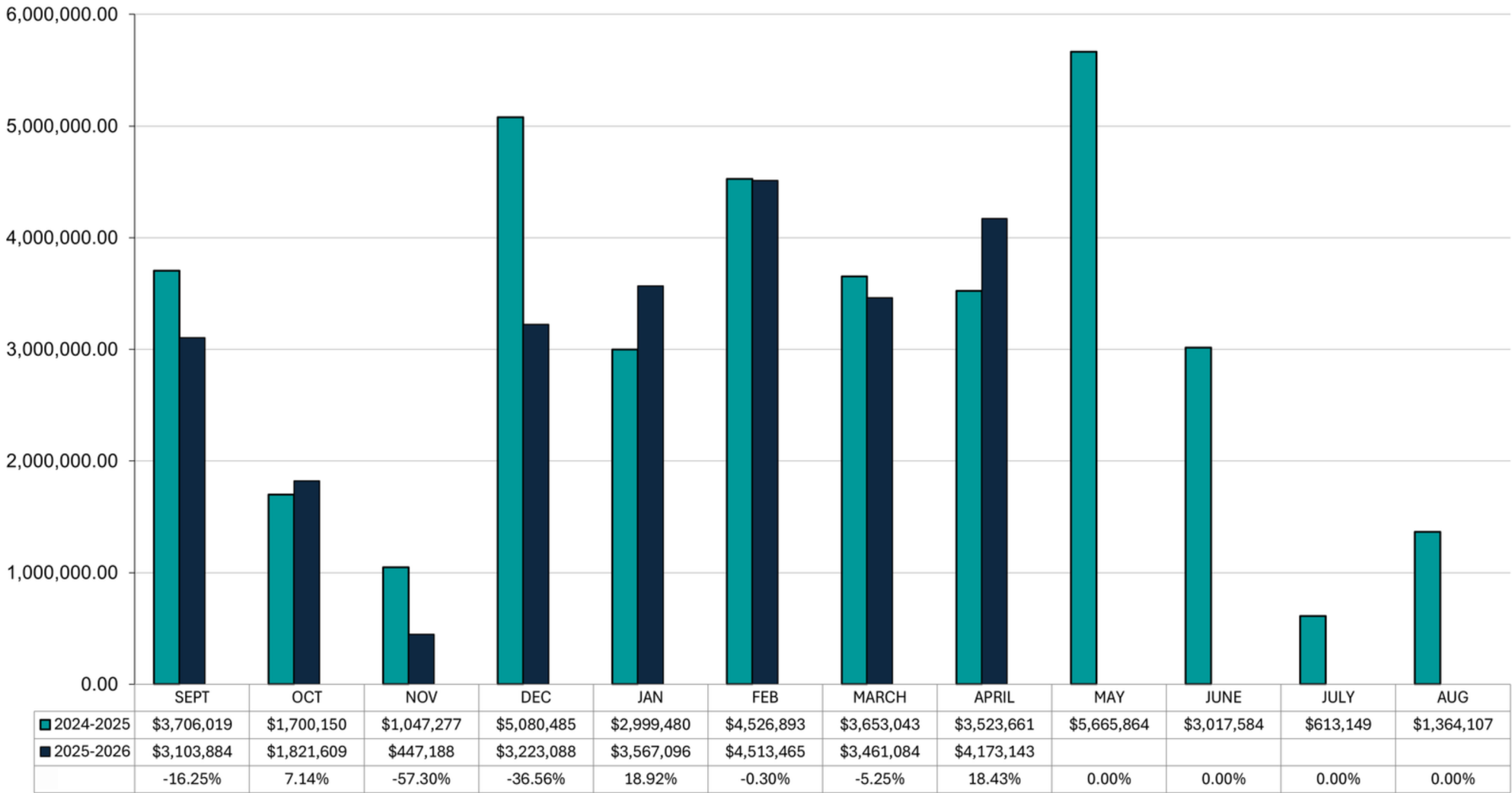


■ 2024-2025 ■ 2025-2026



Monthly Revenue - General Funds

2025-26 & 2024-25

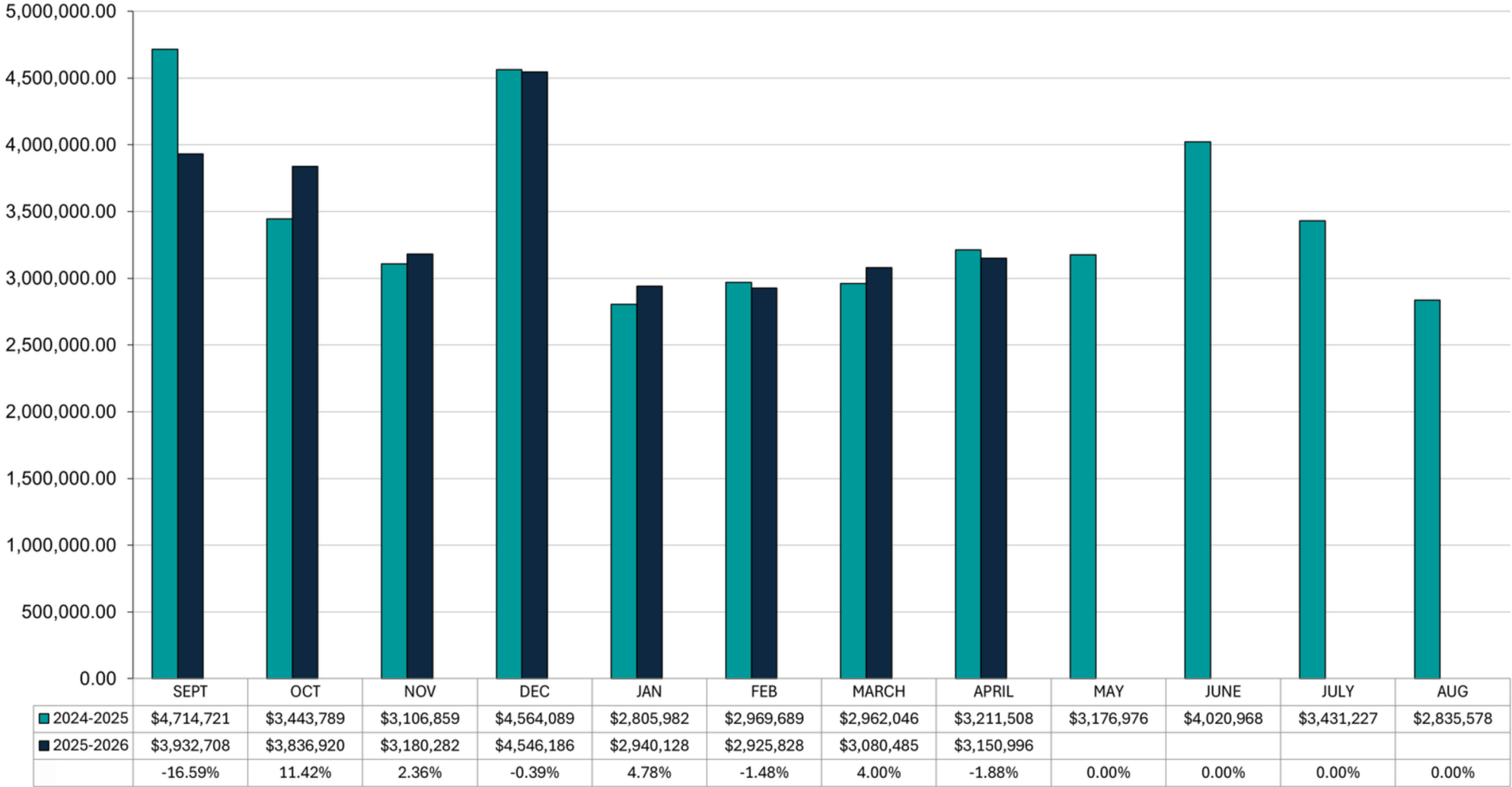


■ 2024-2025 ■ 2025-2026



Monthly Expenditures - All Funds

2025-26 & 2024-25



■ 2024-2025 ■ 2025-2026



Monthly Expenditures - General Funds

2025-26 & 2024-25



■ 2024-2025 ■ 2025-2026

Monthly Expenditures by Department April 2026

