

INTEGRATED POSTSECONDARY EDUCATION DATA FEEDBACK REPORT 2021

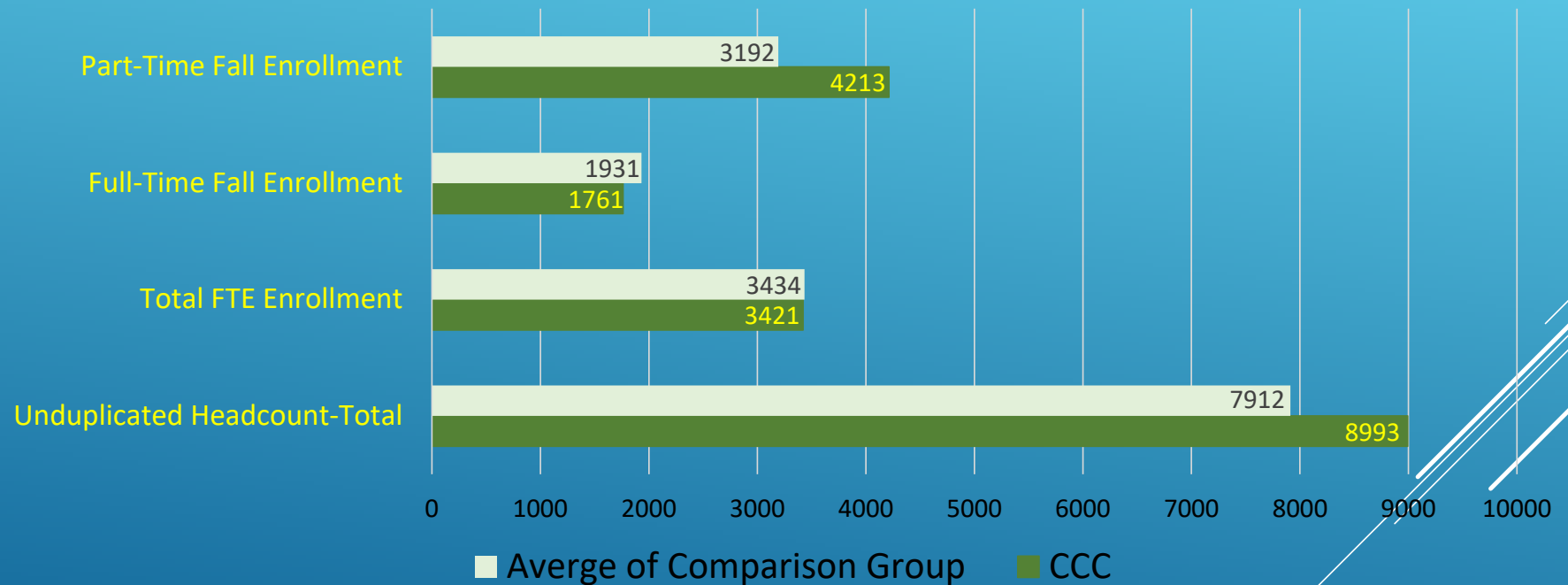
- ▶ Selected factors for institutional performance.
- ▶ Source: 2020 Feedback Report at:
<https://nces.ed.gov/ipeds/DFR/2021/ReportPDF.aspx?unitid=180902>

Presented by Brian McDermott
To Central Community College's
Board of Governors, March 2022

Central Community Colleges' custom comparison group :

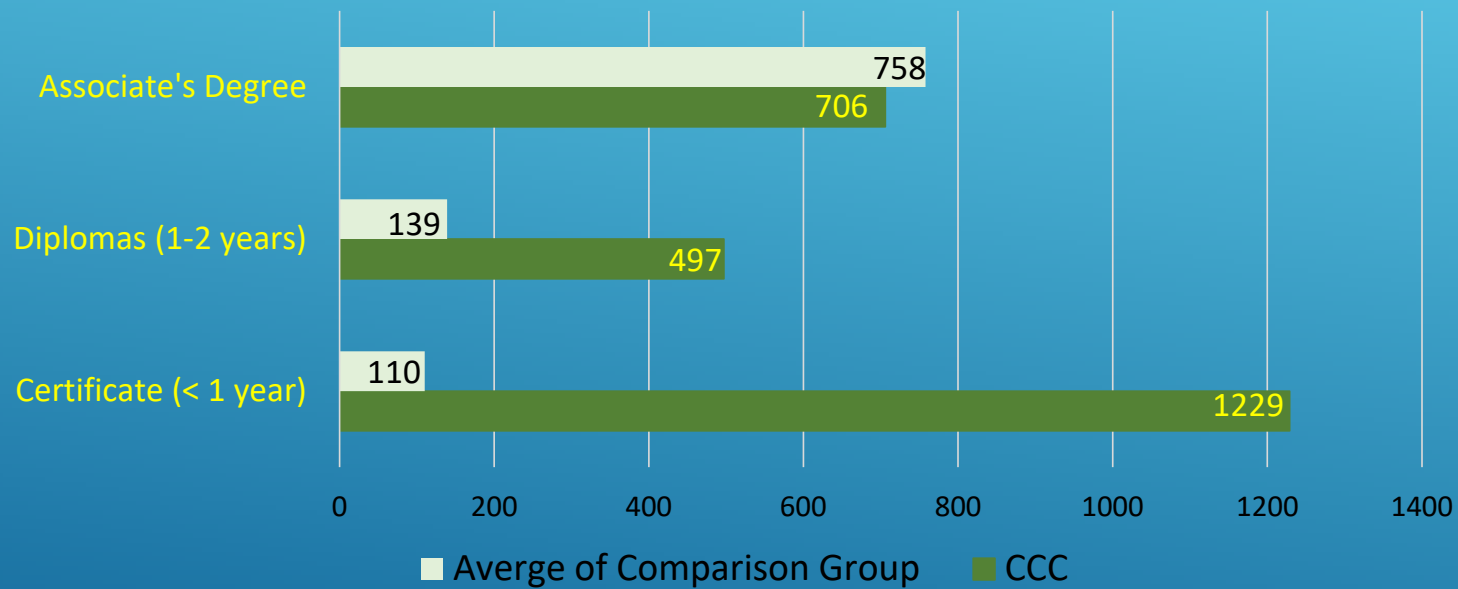
- ▶ Colorado Mountain College (Glenwood Springs, CO)
- ▶ Des Moines Area Community College (Ankeny, IA)
- ▶ Hutchinson Community College (Hutchinson, KS)
- ▶ Independence Community College (Independence, KS)
- ▶ Iowa Central Community College (Fort Dodge, IA)
- ▶ Iowa Lakes Community College (Estherville, IA)
- ▶ Iowa Western Community College (Council Bluffs, IA)
- ▶ Metropolitan Community College Area (Omaha, NE)
- ▶ Mid-Plains Community College (North Platte, NE)
- ▶ Northeast Community College (Norfolk, NE)
- ▶ Ozarks Technical Community College (Springfield, MO)
- ▶ Pikes Peak Community College (Colorado Springs, CO)
- ▶ Southeast Community College Area (Lincoln, NE)
- ▶ Western Nebraska Community College (Scottsbluff, NE)
- ▶ Wichita State University-Campus of Applied Sciences and Technology (Wichita, KS)

Enrollment Measures



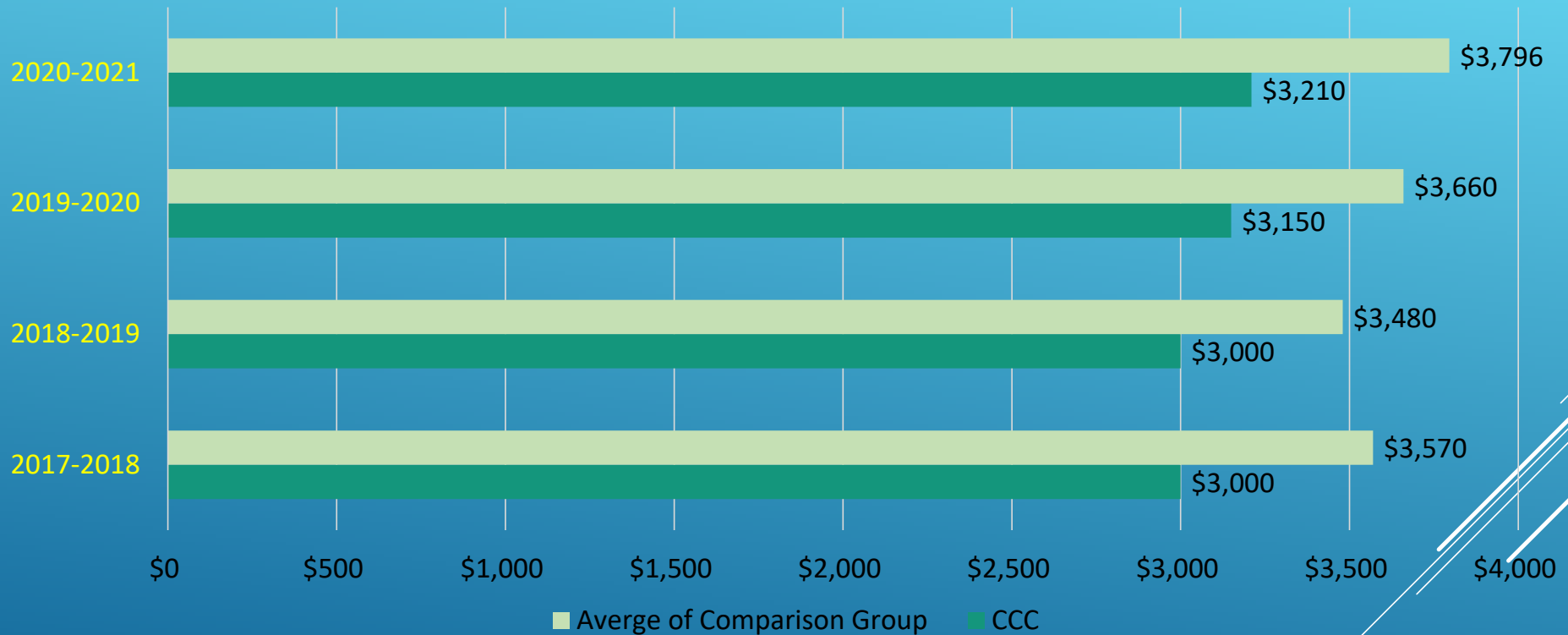
*Unduplicated 12-month headcount (2019-20), total FTE enrollment (2019-20), and full- and part-time fall enrollment (Fall 2020)

Number of Academic Awards



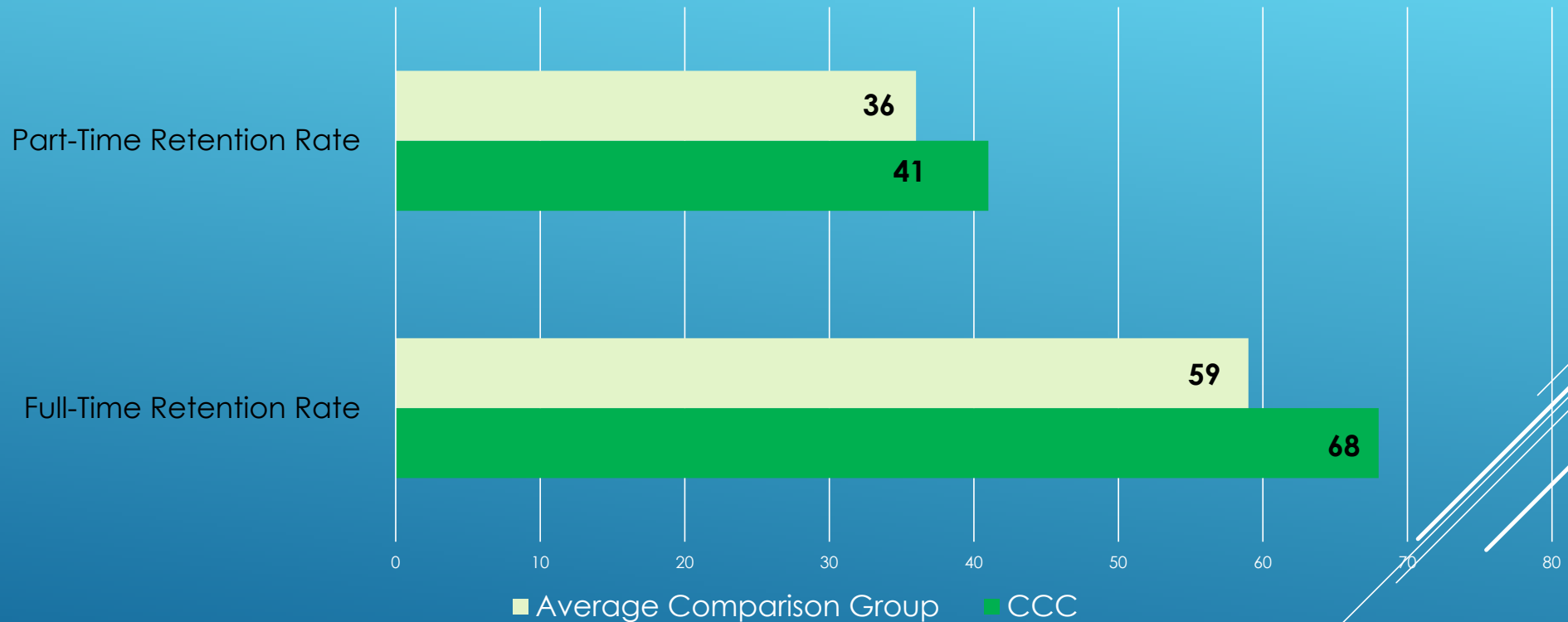
*Integrated Postsecondary Education Data System (IPEDS): Fall 2020, Completions component.

Academic Year Tuition and Required Fees (Full-Time)



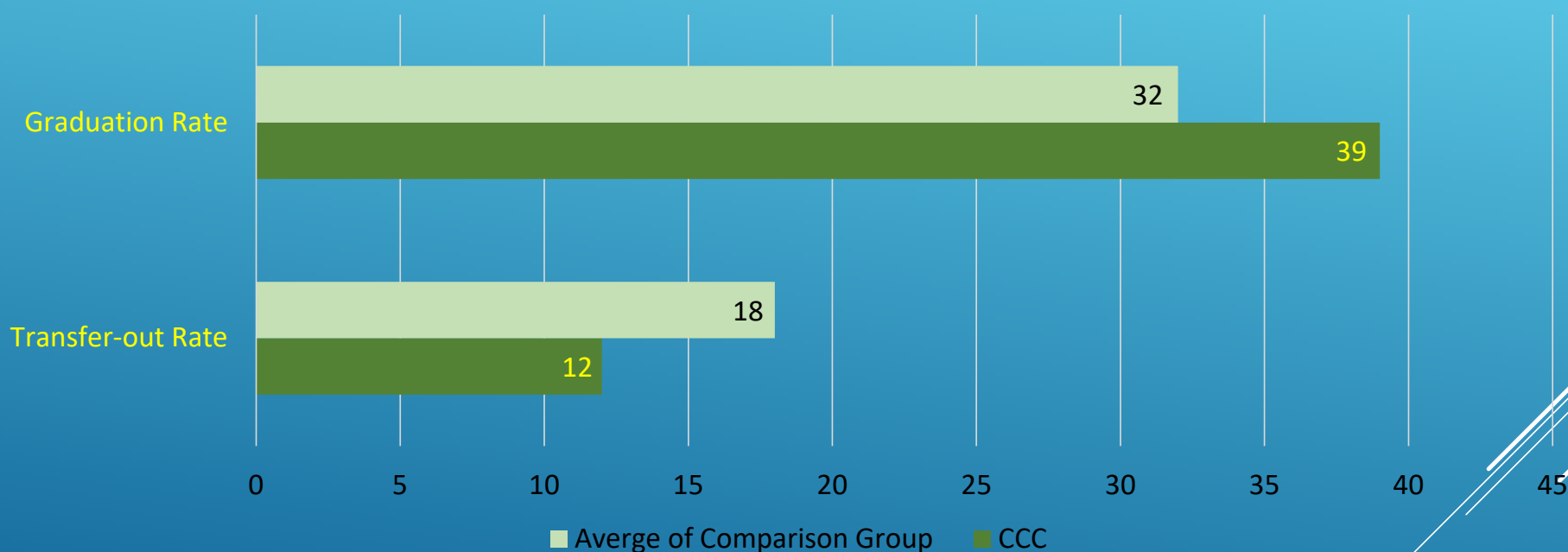
Integrated Postsecondary Education Data System (IPEDS): Fall 2020, Institutional Characteristics component.

Retention Rates for First-Time, Full-Time Award Seeking Students



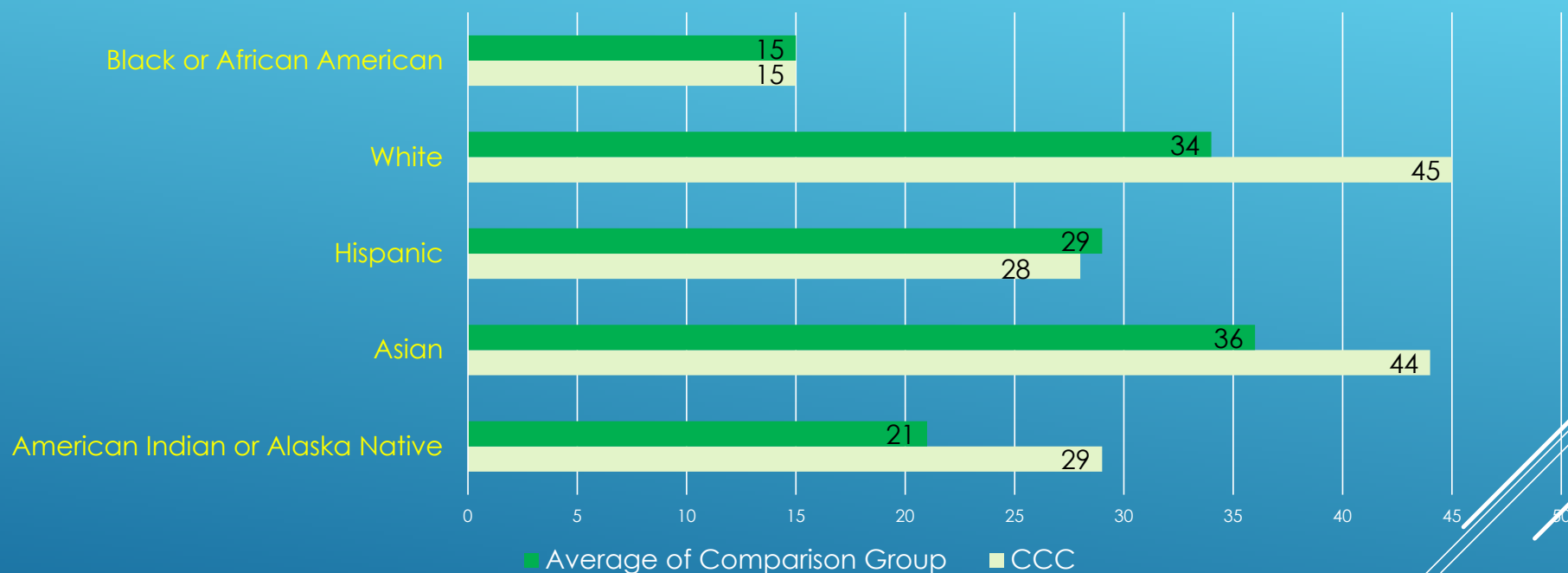
NOTE: Retention rates are measured from the fall of first enrollment to the following fall. Academic reporting institutions report retention data as of the institution's official fall reporting date or as of October 15, 2020

Graduation Rates & Transfer Out rates for First-Time, Full-Time Award Seeking Students in 150% of time



NOTE: Graduation rate cohort includes all full-time, first-time degree/certificate-seeking undergraduate students. Graduation and transfer-out rates are the Student Right-to-Know rates. IPEDS Winter 2019-20, Graduation Rates component.

Graduation Rates by Race for First-Time, Full-Time Award Seeking Students in 150% of time



NOTE: Only races with representative graduates in the give year were included, Graduation rate cohort includes all full-time, first-time degree/certificate-seeking undergraduate students. Graduation and transfer-out rates are the Student Right-to-Know rates. IPEDS Winter 2020-21, Graduation Rates component.

Questions ???

A series of several thin, white, parallel diagonal lines extending from the bottom right corner towards the center of the slide.