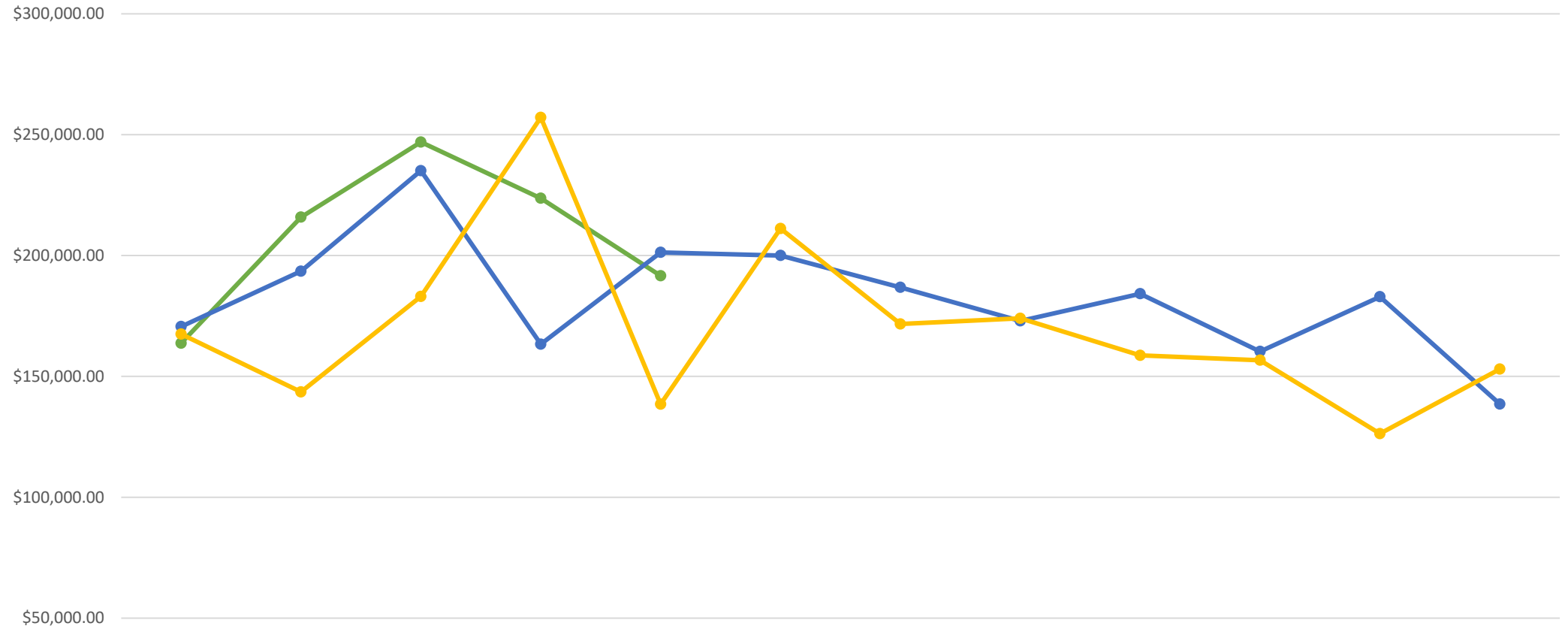
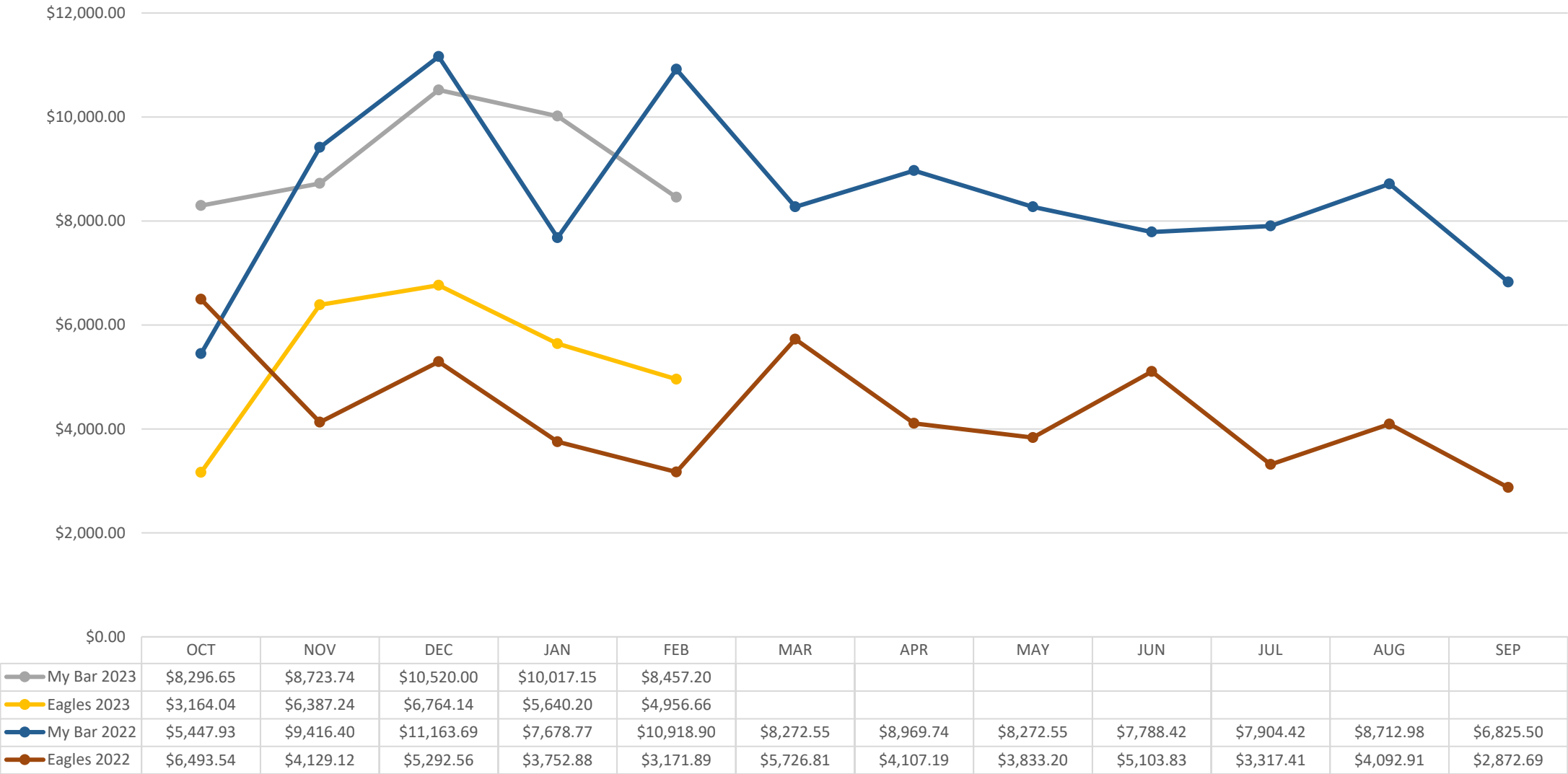


GROSS SALES

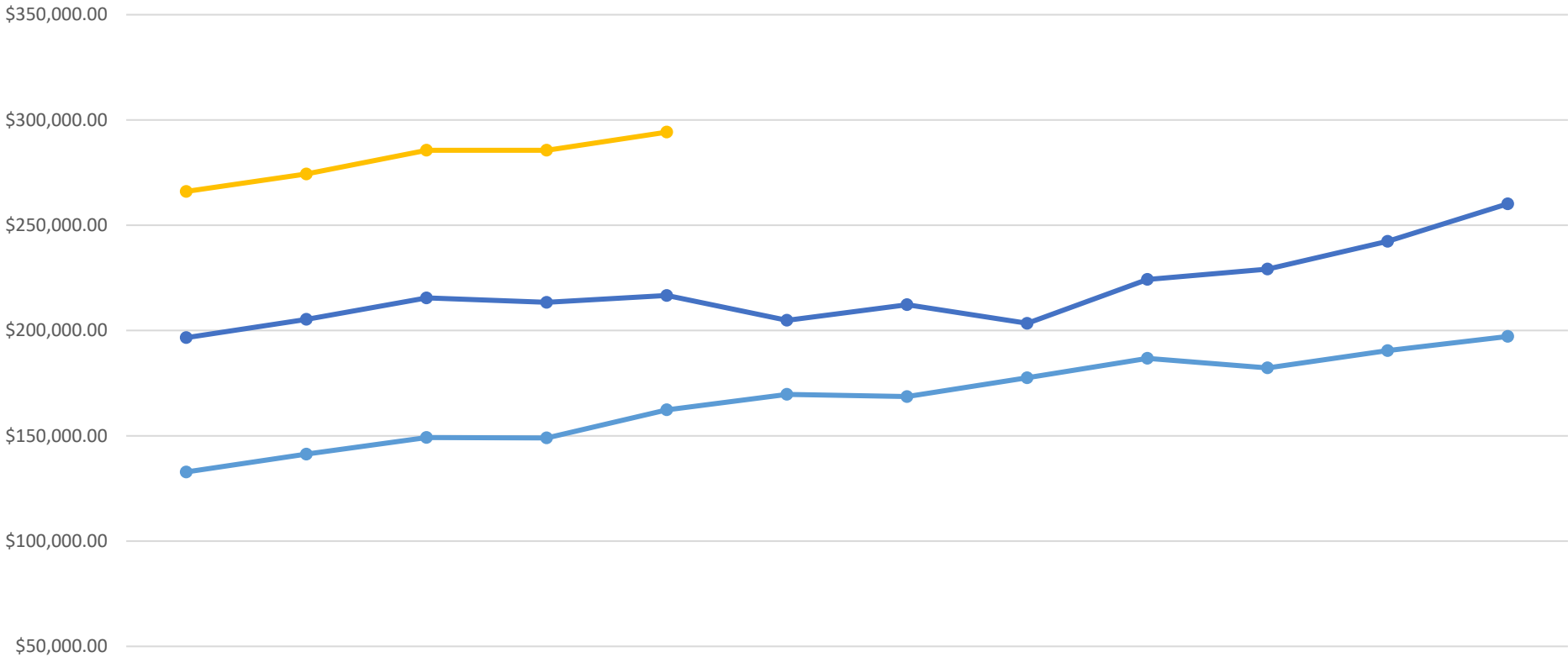


	OCT	NOV	DEC	JAN	FEB	MAR	APR	MAY	JUN	JUL	AUG	SEP
● Gross Sales 2023	\$163,724.17	\$215,871.22	\$246,916.38	\$223,676.47	\$191,626.58							
● Gross Sales 2022	\$170,592.50	\$193,507.44	\$235,089.41	\$163,309.23	\$201,296.95	\$199,990.83	\$186,813.28	\$172,939.17	\$184,175.02	\$160,311.80	\$182,941.40	\$138,545.51
● Gross Sales 2021	\$167,500.65	\$143,562.92	\$183,053.28	\$257,115.45	\$138,509.40	\$211,174.56	\$171,672.63	\$174,001.84	\$158,700.73	\$156,667.60	\$126,321.61	\$153,014.06

Outlet Commissions



Community Betterment Funds



	OCT	NOV	DEC	JAN	FEB	MAR	APR	MAY	JUN	JUL	AUG	SEP
Community Betterment 2023	\$266,038.25	\$274,357.49	\$285,607.69	\$285,602.74	\$294,226.47							
Community Betterment 2022	\$196,623.65	\$205,317.57	\$215,500.27	\$213,383.79	\$216,632.12	\$204,846.53	\$212,252.60	\$203,432.27	\$224,257.98	\$229,183.43	\$242,367.49	\$260,181.90
Community Betterment 2021	\$132,810.67	\$141,321.27	\$149,185.95	\$148,993.16	\$162,339.66	\$169,687.59	\$168,629.31	\$177,563.11	\$186,808.83	\$182,249.81	\$190,478.67	\$197,183.71