
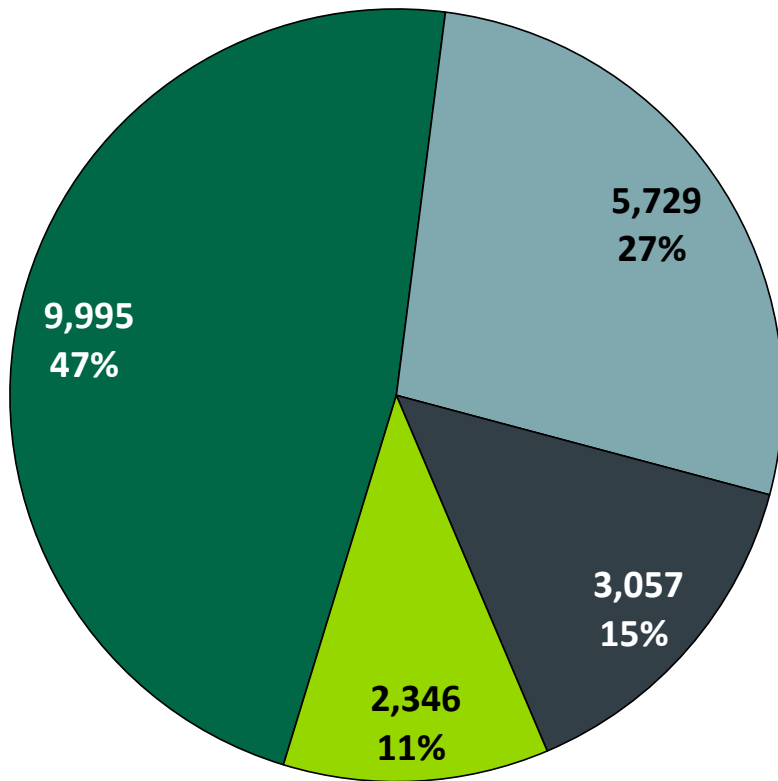


Enrollment Report

2023-24



Student Headcount By Program Type



Credit Programs	NCR ¹	AVO/REC ²	ABE/ESL/GED ³	Total ⁴
9,995	5,729	3,057	2,346	21,127

¹ Non-Credit Reimbursable

² Avocational/ Recreational

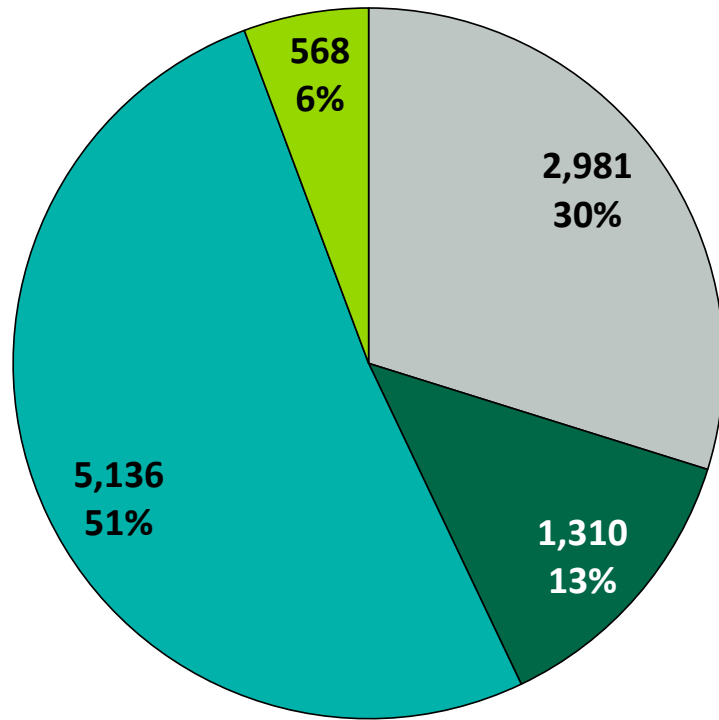
³ Adult Basic Education/ English as a Second Language/
General Education Development

⁴ Students may be duplicated across programs

■ Credit Programs ■ NCR ■ AVO/REC ■ ABE/ESL/GED

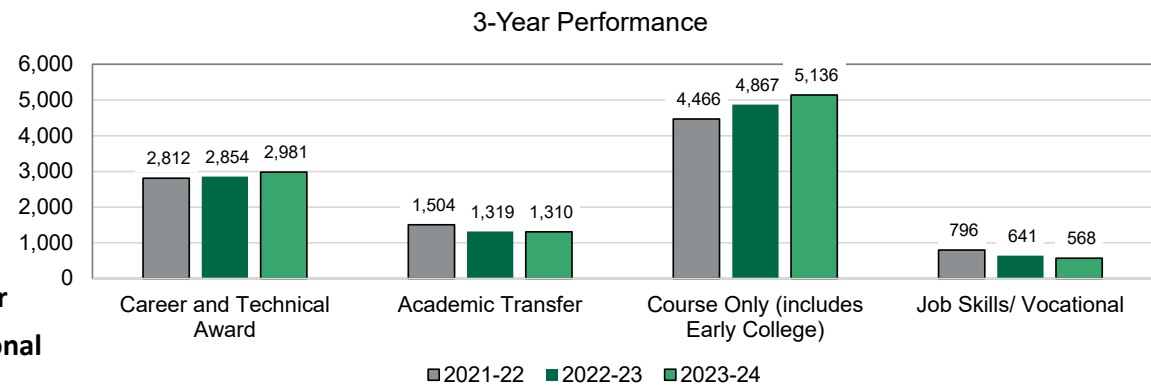
Credit Student Profile – Goals

Educational Goals of Credit Students



Career and Technical Award
 Course Only (includes Early College)
 Academic Transfer
 Job Skills/ Vocational

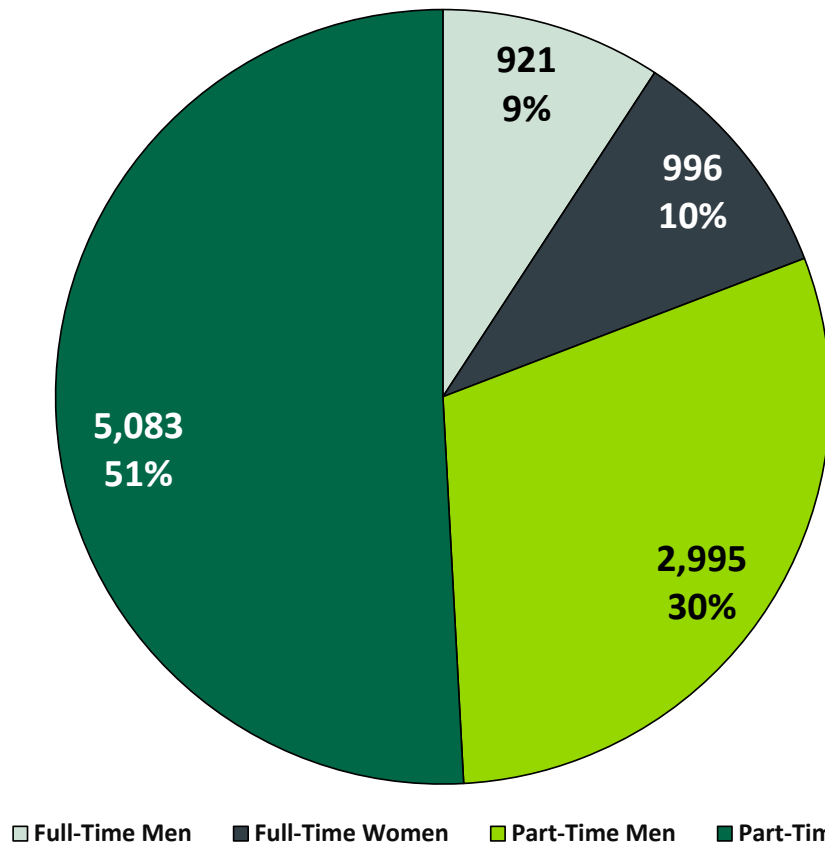
Program Type	2023-24 Unduplicated Students	Percent
Career and Technical Award	2,981	30%
Academic Transfer	1,310	13%
Course Only (includes Early College)	5,136	51%
Job Skills/ Vocational	568	6%
Total	9,995	100%



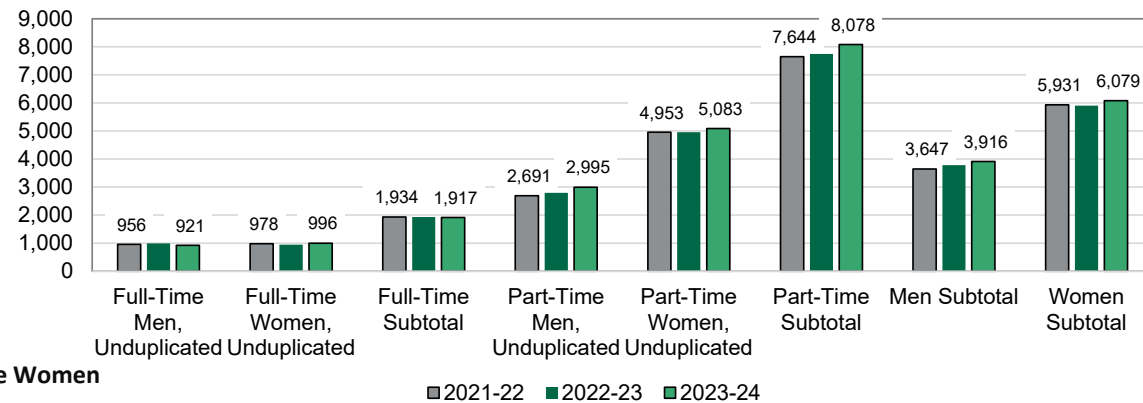
Credit Student Profile – Enrollment and Gender

Credit Students By Enrollment Status & Gender

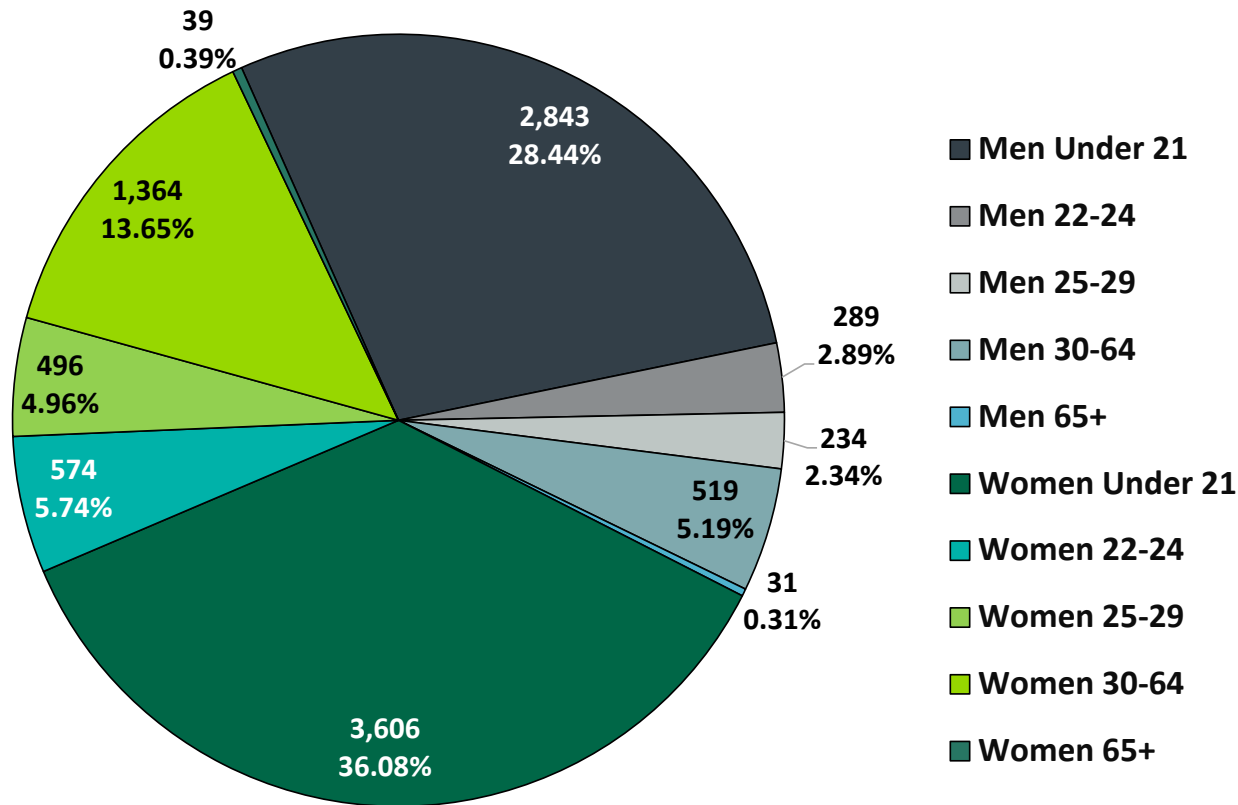
Enrollment Status/ Gender	2023-24
Full-Time Men, Unduplicated	921
Full-Time Women, Unduplicated	996
Full-Time Subtotal	1,917
Part-Time Men, Unduplicated	2,995
Part-Time Women, Unduplicated	5,083
Part-Time Subtotal	8,078
GENDER	
Men Subtotal	3,916
Women Subtotal	6,079
TOTAL	9,995



3-Year Performance



Credit Student Profile – Gender and Age



Average Age: 24
Credit Students by Gender and Age Group

Gender/ Age Group	2023-24
Men Under 21	2,843
Men 22-24	289
Men 25-29	234
Men 30-64	519
Men 65+	31
Women Under 21	3,606
Women 22-24	574
Women 25-29	496
Women 30-64	1,364
Women 65+	39
TOTAL	9,995

Average age has remained consistent at 24 over the past three years