

Community and Workforce Education



MAY 16, 2024

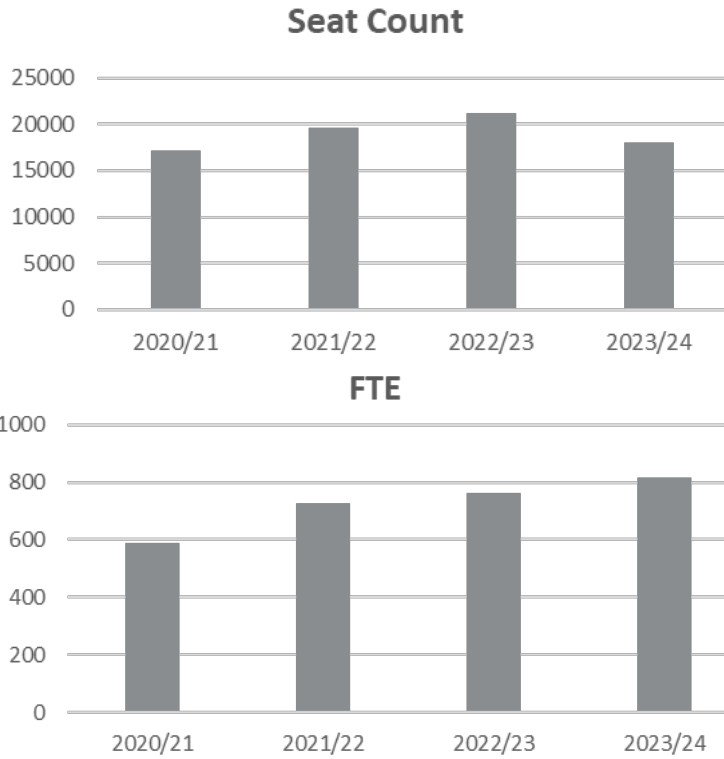
CENTRAL COMMUNITY COLLEGE

KEARNEY CENTER



COMMUNITY & WORKFORCE EDUCATION DIVISION

	Enrollments (seat count)	FTE's
2020-21	17,163	589.29
2021-22	19,548	725.73
2022-23	21,220	762.10
2023-24 (YTD)	18,068	815.89



WORKFORCE EDUCATION

	Enrollments (seat count)	FTE's
2020-21	6,980	107.48
2021-22	8,095	129.61
2022-23	9,126	136.55
2023-24 (YTD)	6,747	169.28

Workforce Education, Nurse Aid and Medication Aid

Workforce Trainers

Jerry Muller
INDT
Columbus

Rick Grabo
INDT
Columbus

Josh Brant
INDT
Lexington

Andy Dunn
INDT
Columbus

Mark Robb
INDT
Hastings

Cody Anderson
AMDT
Columbus

Karl Anderson
AMDT/Plastics
Columbus

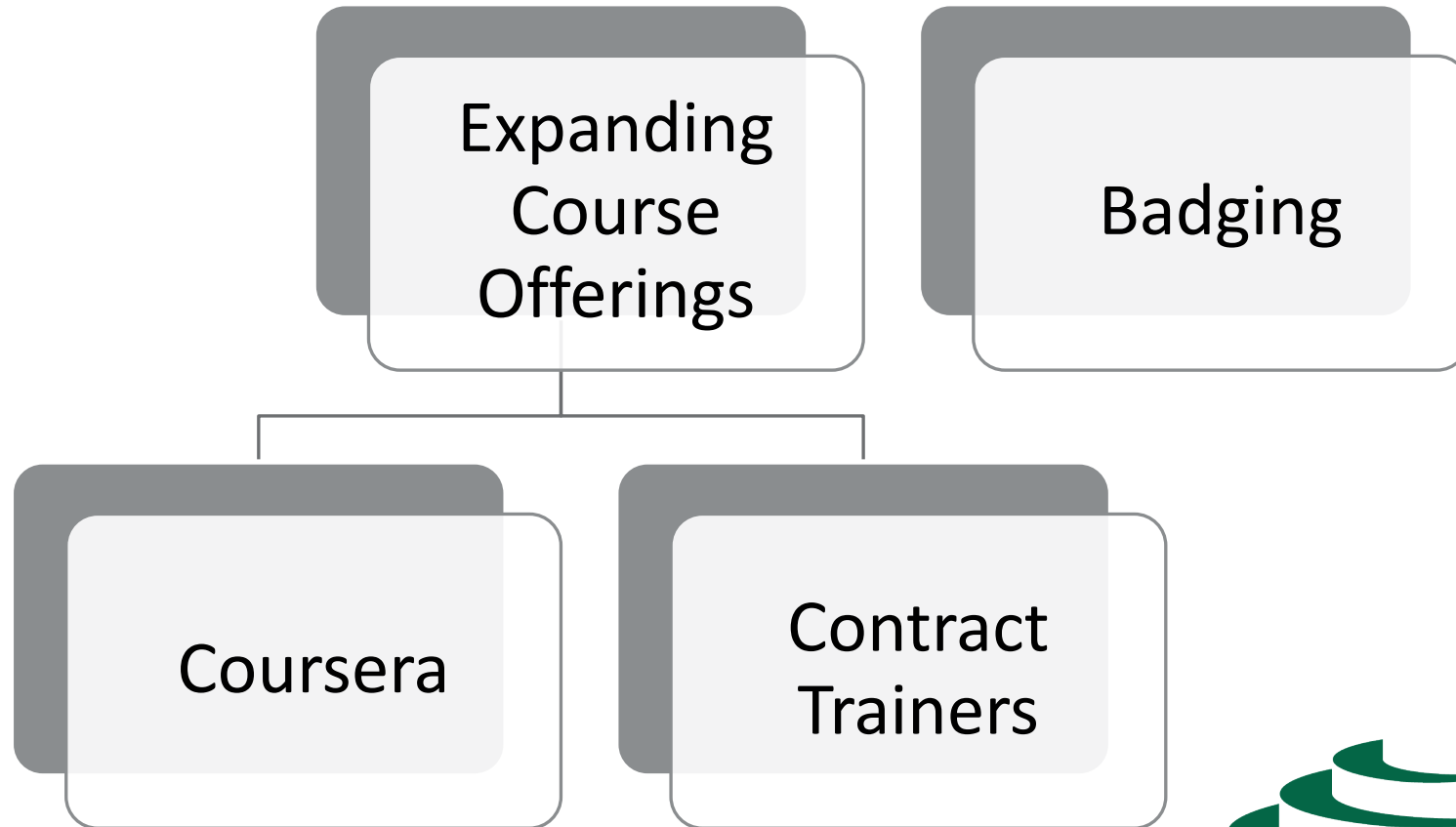
Craig Potthast
AMDT/Plastics
Columbus

Valerie Bren
Leadership
Grand Island

Mike Sobota
ENHS
Columbus



Future Efforts



COMMUNITY EDUCATION

Enrollments (seat count)

FTE's

2020-21	4,447	7.80
2021-22	4,647	9.94
2022-23	4,723	5.22
2023-24 (YTD)	4,356	6.08

Includes Non-credit Reimbursable & Avocational



FRUITS OF OUR OUTREACH

- In 2021/22, **3,896** people took their first CCC class through Community or Workforce Education
- In 2022/23, **1,675** of them returned to enroll in additional course(s)
- Of the 1,675 returning students, 975 enrolled in at least one on-campus or online credit course

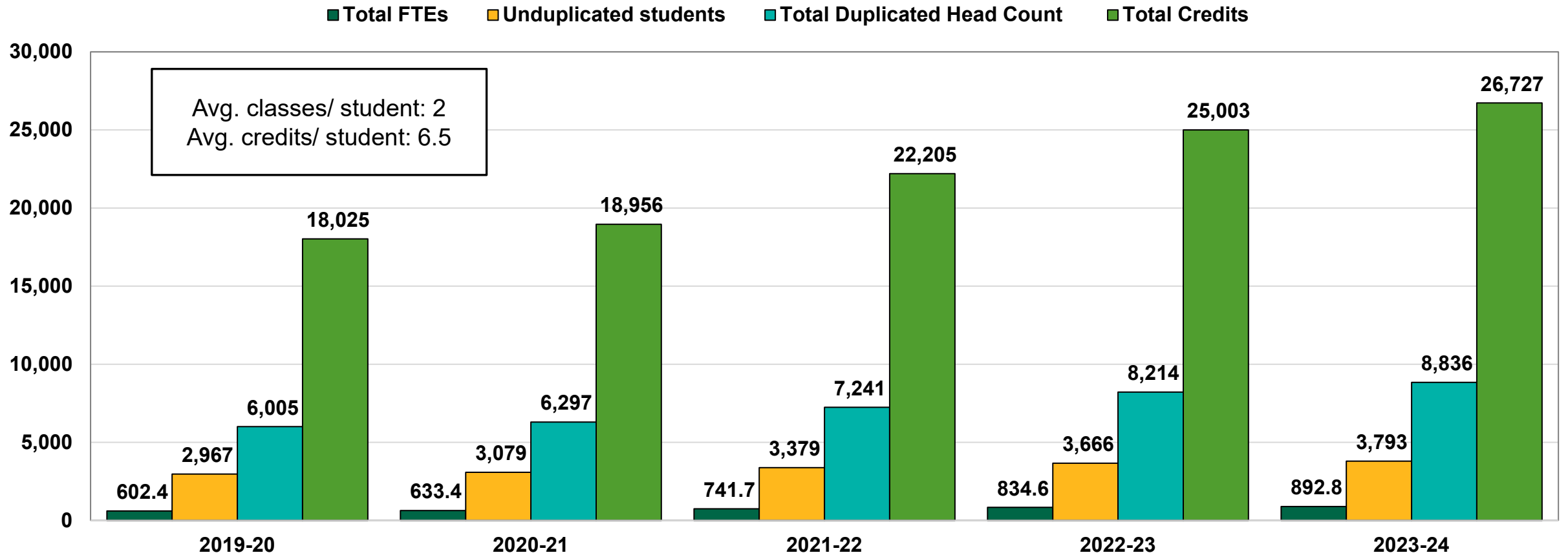


Early College

BEGIN YOUR JOURNEY AT CCC!



5-Year Comparison



2023 High School Graduates

Nebraska

- Graduates from 57 of 93 counties enrolled at CCC in Fall 23
- Graduates from 24 of our 25 counties enrolled in Fall 23
 - Frontier County did not have a graduate

Outside of Nebraska

- 10 States (AL, CA, CO, GA, IA, KS, MO, PA, TX, UT)



Fall 2023 Early College Quick Facts

- 54% of 2023 high school graduates inside CCC's service area were early college students at CCC sometime in their high school career
- Outcomes During High School
 - 3.3% of CCC's early college students that graduated high school in 2023 completed an award from CCC before their high school graduation
 - The 2,401 early college students that graduated high school in 2023 completed 90% of their credit hours taken in high school (22,722 of 25,120 credit hours)
- Outcomes After High School
 - 17% of CCC's early college students enrolled at CCC in Fall 2023
 - 79% of CCC's early college students that graduated high school in 2023 continued to postsecondary education in Fall 2023



Number of Students & Percentage of Early College Students Enrolling in CCC following Graduation

Graduation Year	Columbus High School		Grand Island Senior High		Hastings High School		Kearney High School		Lexington High School		Schuyler High School		Total of Service Area	
2016	42	26%	59	21%	39	38%	14	22%	5	8%	3	25%	288	17%
2017	31	25%	80	27%	32	33%	9	20%	8	16%	17	40%	302	18%
2018	30	24%	72	25%	31	32%	9	14%	5	11%	10	21%	312	18%
2019	32	27%	72	26%	27	28%	30	23%	17	21%	20	47%	368	19%
2020	38	27%	92	29%	38	30%	22	14%	20	23%	17	33%	403	19%
2021	24	16%	69	22%	38	28%	30	15%	37	37%	20	30%	384	17%
2022	29	18%	56	19%	15	24%	23	10%	30	21%	14	25%	400	17%
2023	32	25%	75	28%	50	31%	22	10%	20	13%	18	24%	403	17%

High School Graduates Who Participated in Early College

Graduation Year	CCC Service Area	Outside of CCC Service Area	Total Early College Enrollment
2016	1,662	80	1,742
2017	1,696	75	1,771
2018	1,768	70	1,838
2019	1,987	67	2,054
2020	2,080	61	2,141
2021	2,246	57	2,303
2022	2,380	51	2,431
2023	2,401	43	2,444