

# INTEGRATED POSTSECONDARY EDUCATION DATA SYSTEM (IPEDS)

DATA FEEDBACK REPORT 2024

Presented to Central Community College Board of Governors

By Brian McDermott and Francesca Davis

Prepared by Office of Institutional Effectiveness

Selected factors for institutional performance.

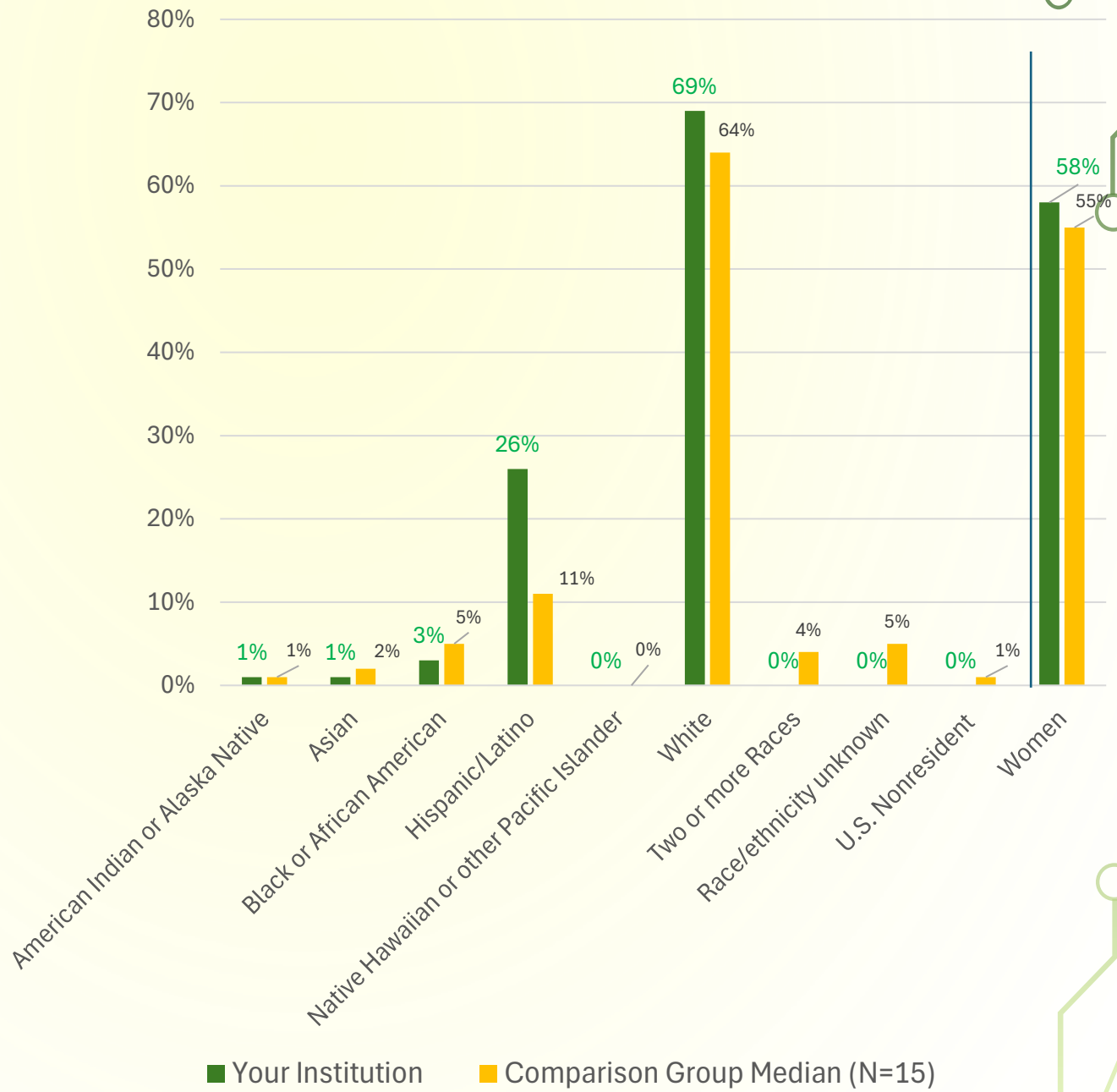
Source: <https://nces.ed.gov/ipeds/DFR/2024/ReportPDF.aspx?unitid=180902>

# CENTRAL COMMUNITY COLLEGES' CUSTOM COMPARISON GROUP :

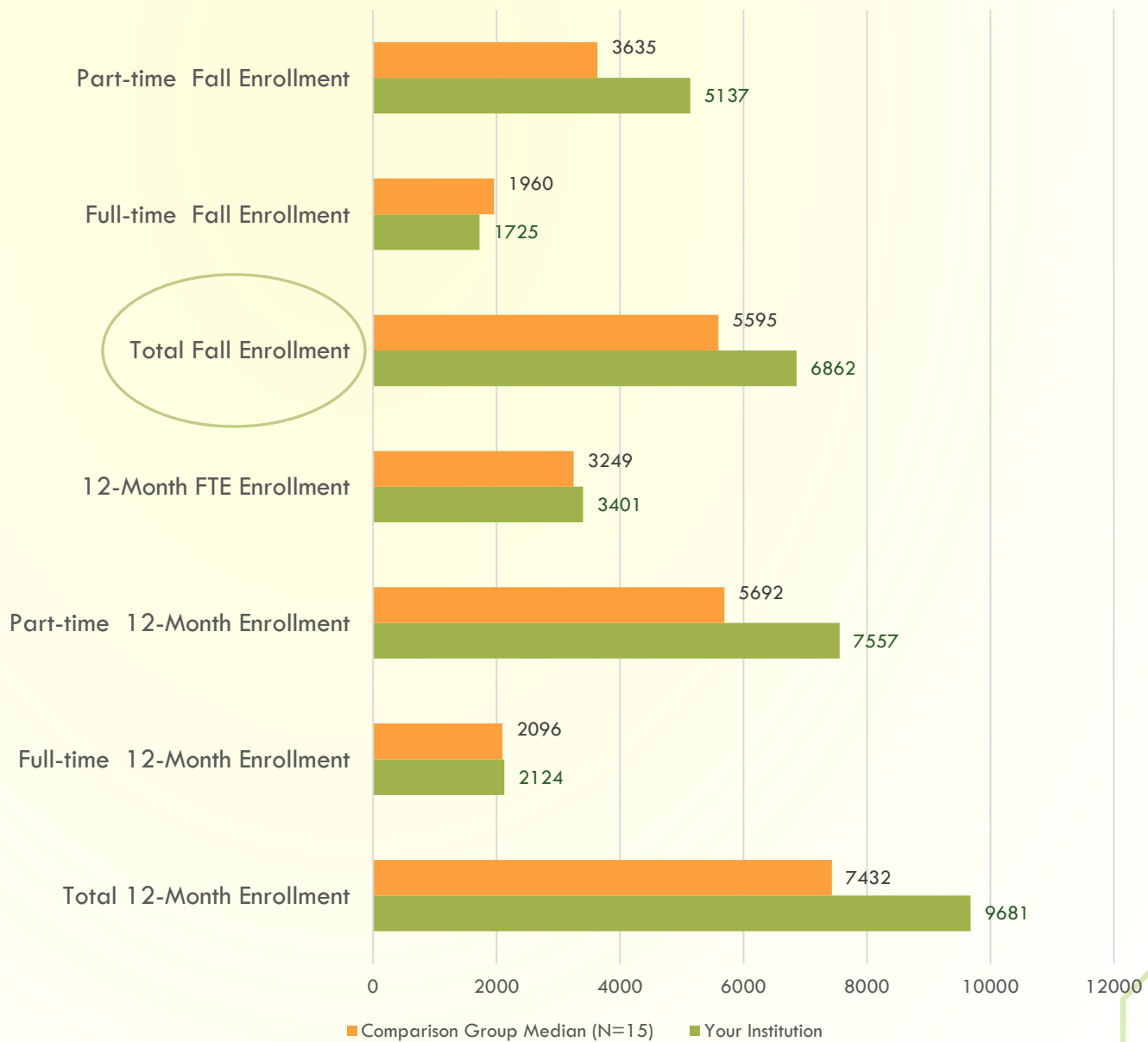
- Colorado Mountain College (Glenwood Springs, CO)
- Des Moines Area Community College (Ankeny, IA)
- Hutchinson Community College (Hutchinson, KS)
- Independence Community College (Independence, KS)
- Iowa Central Community College (Fort Dodge, IA)
- Iowa Lakes Community College (Estherville, IA)
- Iowa Western Community College (Council Bluffs, IA)
- Metropolitan Community College Area (Omaha, NE)
- Mid-Plains Community College (North Platte, NE)
- Northeast Community College (Norfolk, NE)
- Ozarks Technical Community College (Springfield, MO)
- Pikes Peak State College (Colorado Springs, CO)
- Southeast Community College Area (Lincoln, NE)
- Western Nebraska Community College (Scottsbluff, NE)
- Wichita State University-Campus of Applied Sciences and Technology (Wichita, KS)

# Percent of all students enrolled, by race/ethnicity, and percent of students who are women: Fall 2023

SOURCE: U.S. Department of Education, National Center for Education Statistics, Integrated Postsecondary Education Data System (IPEDS): Spring 2024, Fall Enrollment survey component.



Total 12-month enrollment, full-time and part-time 12-month enrollment, 12-month FTE enrollment (Fall 2023), and total fall enrollment, full-time and part-time fall enrollment (Fall 2024)

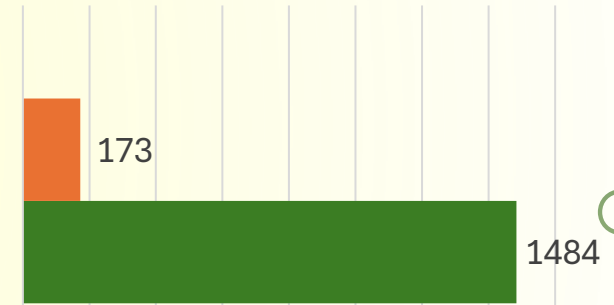


SOURCE: U.S. Department of Education, National Center for Education Statistics, Integrated Postsecondary Education Data System (IPEDS): Fall 2023, 12-month Enrollment survey component and Spring 2024, Fall Enrollment survey component.

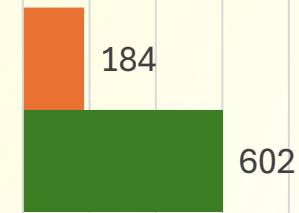
# Number of academic awards.

SOURCE: U.S. Department of Education, National Center for Education Statistics, Integrated Postsecondary Education Data System (IPEDS): Fall 2023, Completions survey component.

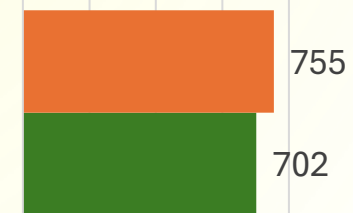
Certificates of at least 12 weeks but less than 1 year (Certificate)



Certificates of at least 1 but less than 2 years (Diploma)



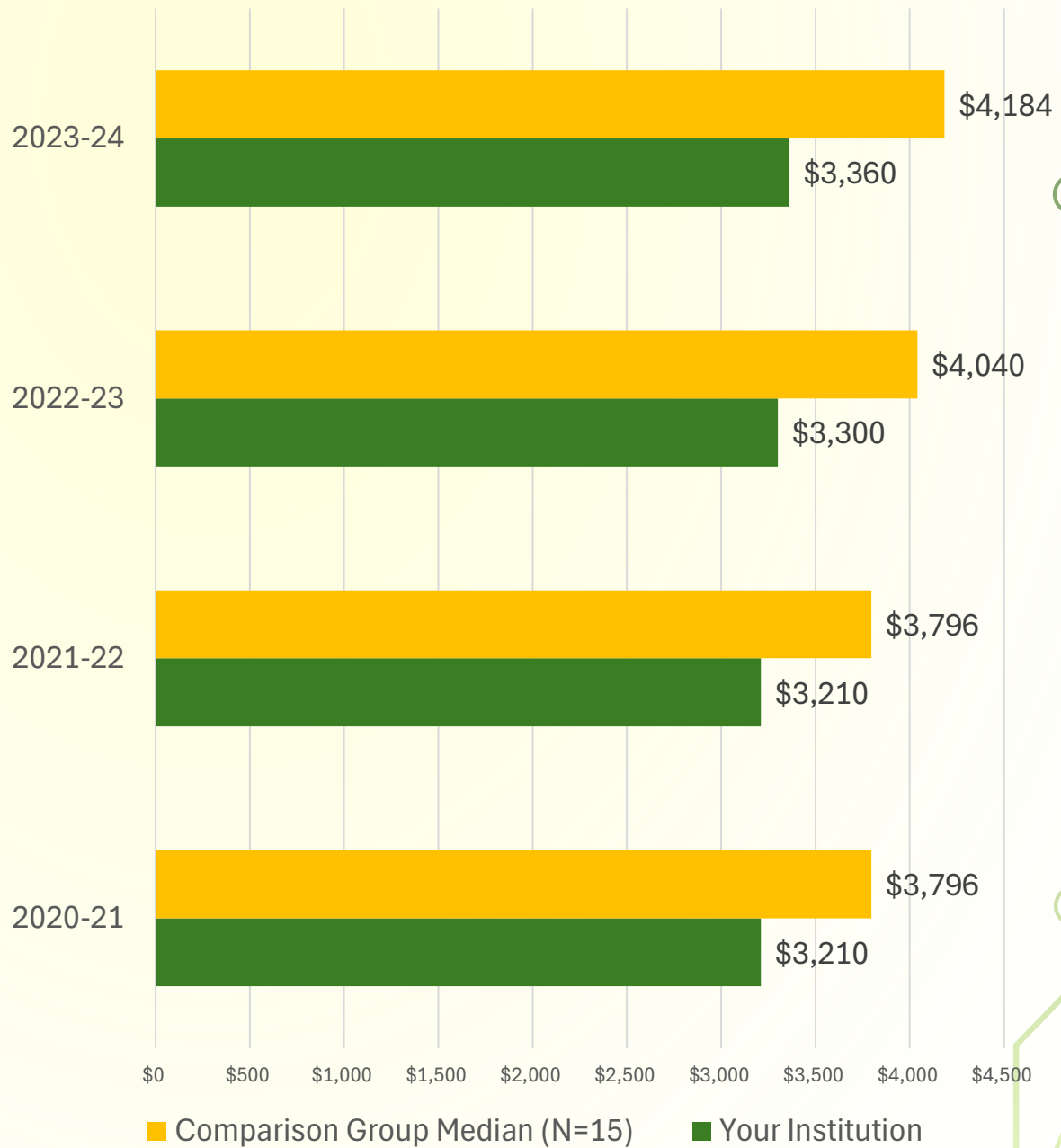
Associate's



Comparison Group Median (N=15) Your Institution

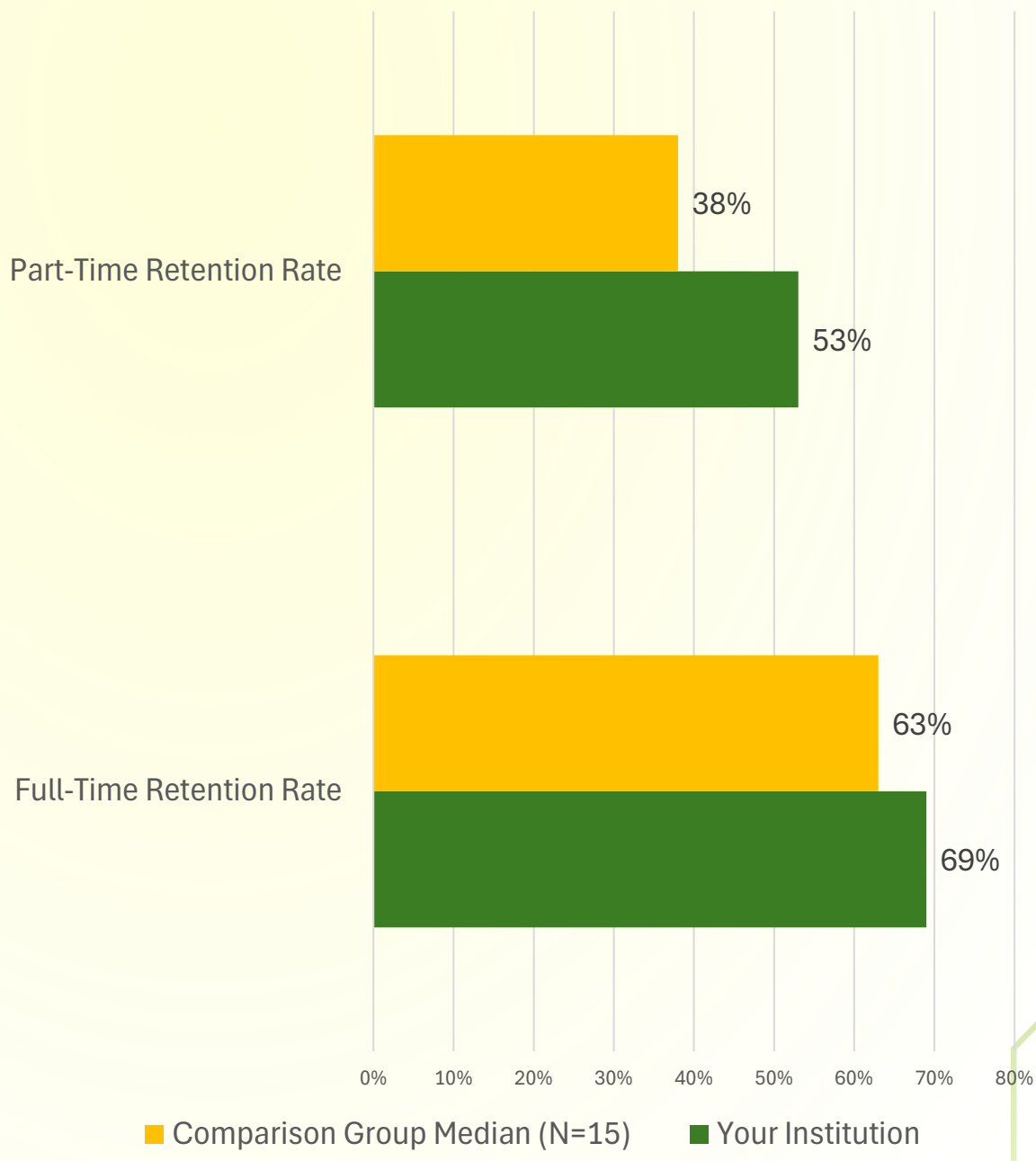
# Academic year tuition & required fees (full-time).

Integrated Postsecondary Education Data System (IPEDS): Fall 2023



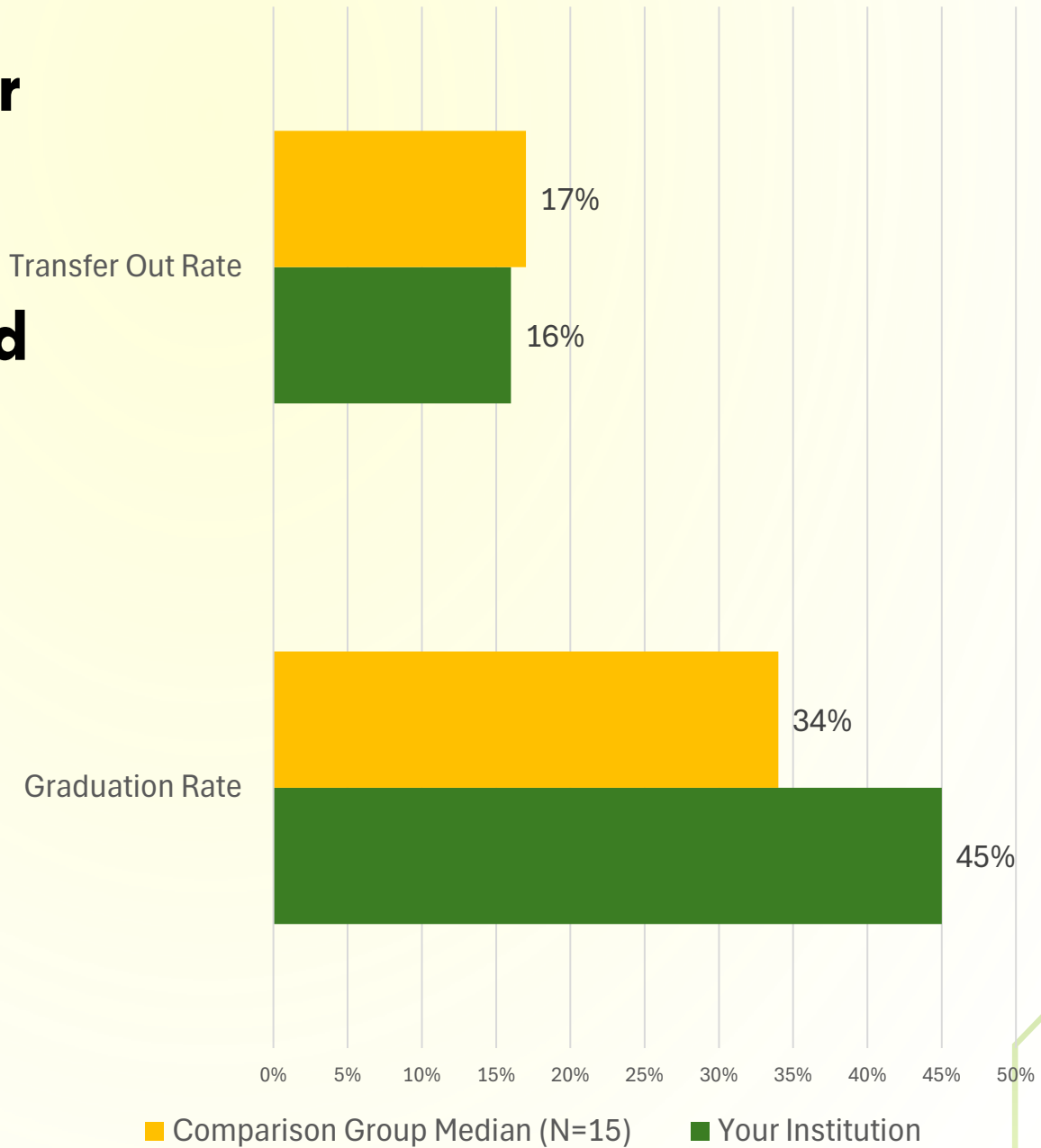
# Retention rates for first-time, full-time award seeking students.

NOTE: Retention rates are measured from the fall of first enrollment to the following fall. U.S. Department of Education, National Center for Education Statistics, Integrated Postsecondary Education Data System (IPEDS): Spring 2024, Fall Enrollment survey component.



# Graduation rates & transfer out rates for first-time, full-time award seeking students in 150% of time.

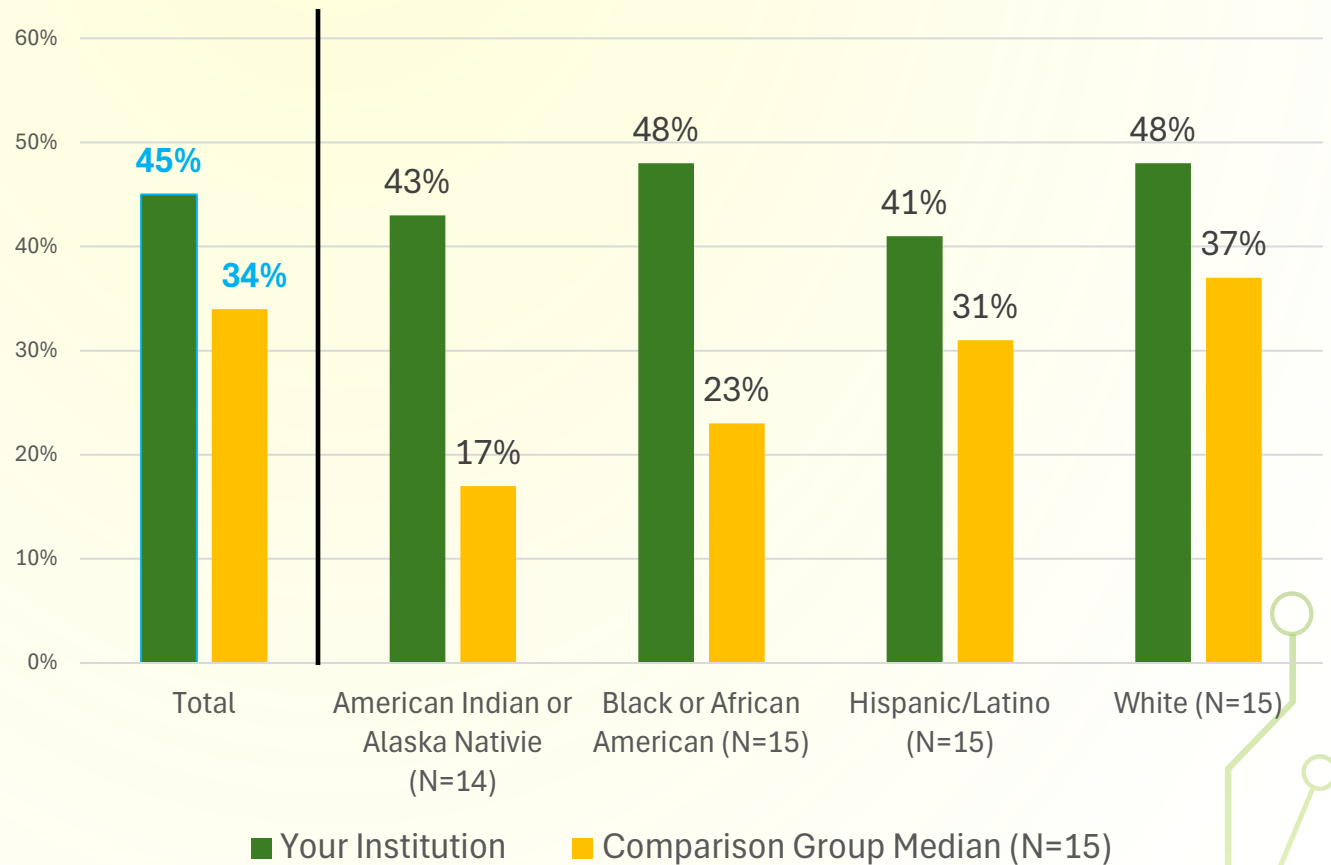
NOTE: Graduation rate cohort includes all full-time, first-time degree/certificate-seeking undergraduate students. Graduation and transfer-out rates are the Student Right-to-Know rates. (IPEDS): Winter 2023-24, Graduation Rates survey component.





# Graduation percentage rates by race for first-time, full-time award seeking students in 150% of time (largest groups represented in CCC).

NOTE: Only races with representative graduates in the give year were included, Graduation rate cohort includes all full-time, first-time degree/certificate-seeking undergraduate students. Graduation and transfer-out rates are the Student Right-to-Know rates. IPEDS Winter 2023-24,



# When compared to our IPEDS peer group

Higher enrollment of White and Hispanic students.

Significantly more diplomas and certificates

Higher graduation rates for most ethnic groups.

Higher full & part-time retention rate.

Higher graduation rate with lower transfer out rate.

Slightly lower enrollment of Black or African American students.

Lower tuition and fees than peer groups.

Questions?

