




Graduation Trends and Comparisons

2019-2024

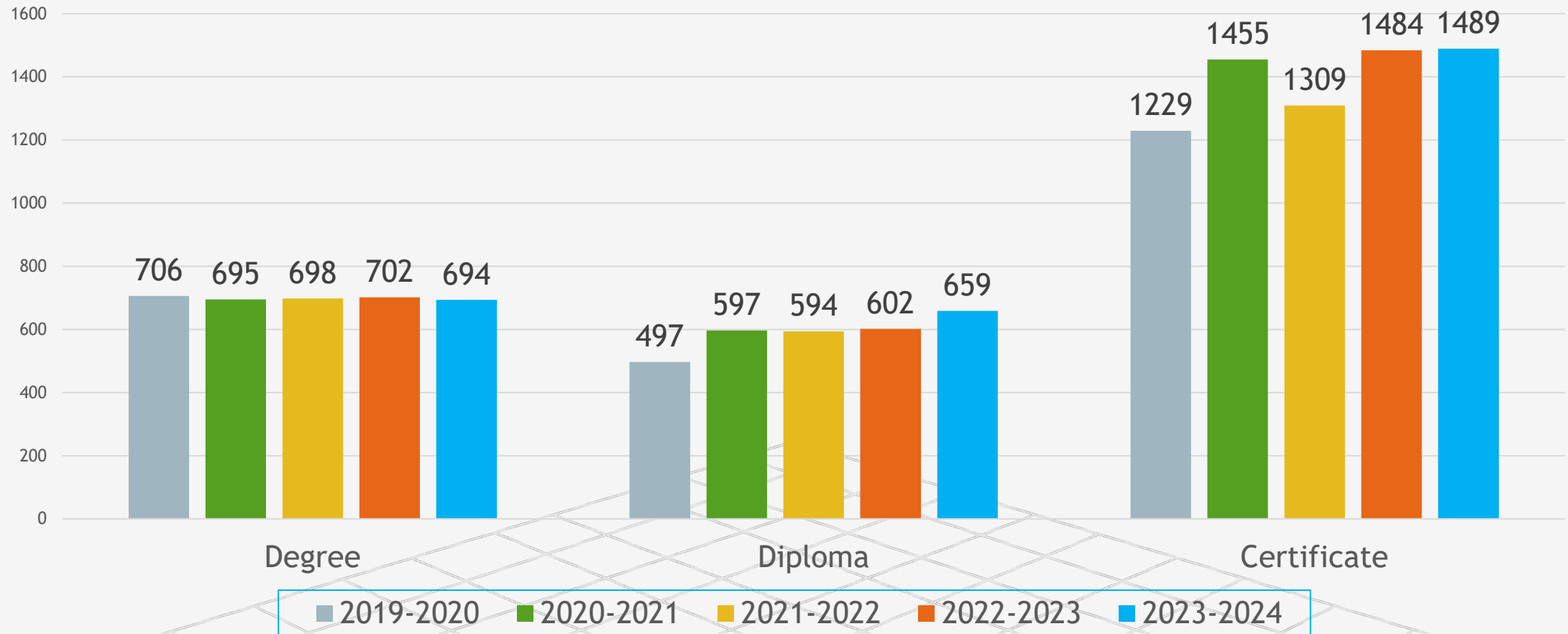
Graduation Trends

Overview

- ▶ In the past five years CCC has experienced a moderate increase in total awards 2019-2024 (2432-2842), with a minor increase in unduplicated graduates (1507-1608).
 - ▶ The majority of these awards are certificates and the highest rate of increase was in diplomas (497-659).
 - ▶ Across the college some divisions have experienced increases and other decreases in the total number of awards, but in the number of awards conferred in the past five years seems to be trending upward, regardless of the drop post COVID.
 - ▶ CCC has the third highest award generation in Nebraska public colleges and universities (behind UNL 5841 and UNO 3460).
- 

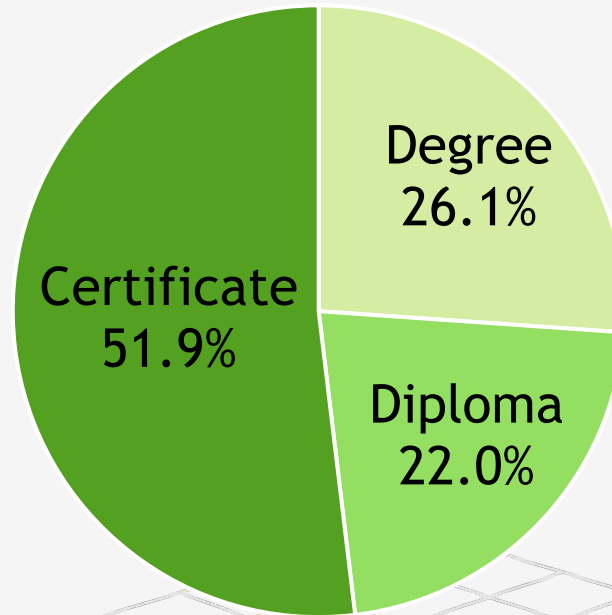
Graduation Trends

Five Year Awards by Year and Type



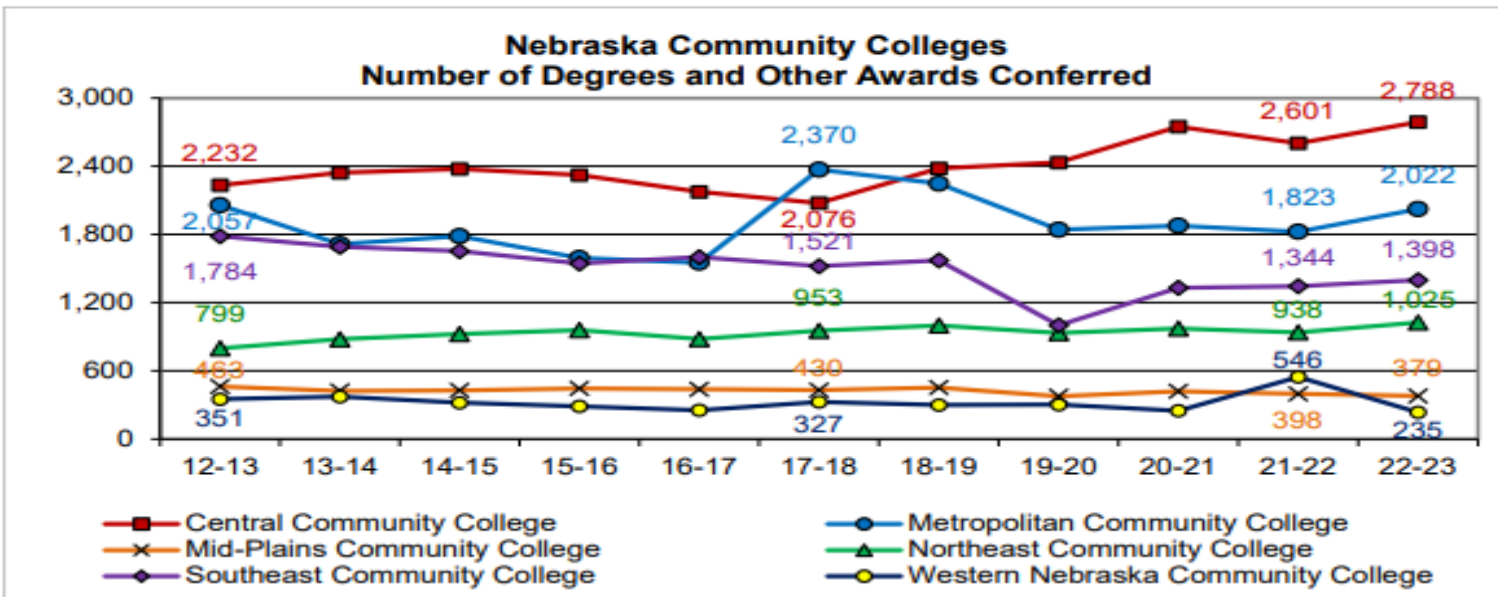
Graduation Trends

Percentage of Awards by Type Over the Past Five Years



■ Degree ■ Diploma ■ Certificate

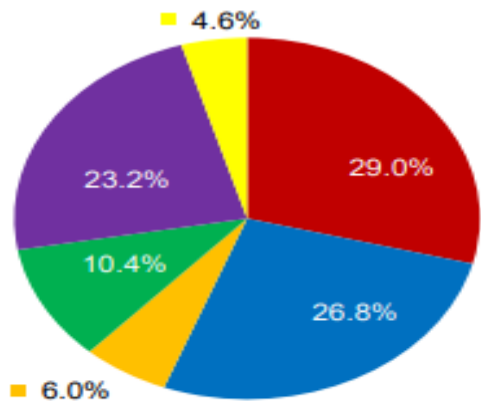
DEGREES AND OTHER AWARDS CONFERRED BY NEBRASKA COMMUNITY COLLEGES



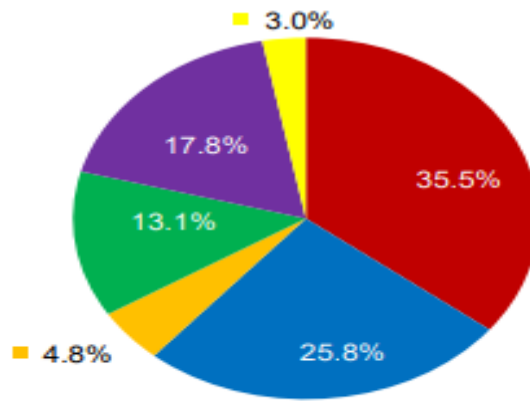
- Between 2012-13 and 2022-23, the number of degrees and other awards conferred by Nebraska's Community Colleges changed as follows:

Institution	22-23 1-Yr	13-23 10-Yr
Central (■)	7.2%	24.9%
Metropolitan (●)	10.9%	-1.7%
Mid-Plains (x)	-4.8%	-18.1%
Northeast (▲)	9.3%	28.3%
Southeast (◆)	4.0%	-21.6%
Western (○)	-57.0%	-33.0%
Sector Total	2.6%	2.1%

**Nebraska Community Colleges
% of Degrees and Other Awards Conferred by Institution
2012-2013**



2022-2023



- Western Nebraska reported the large increase in awards conferred in 2021-22 was due to increases in female enrollment/completion and credentialing per student (stacking). Comparing data for completions (awards=546) to completers (students=248), it appears stacking was the overwhelming contributor. Stacking was not prevalent for 2022-23, as demonstrated by comparing completions (awards = 235) to completers (students = 235).

Graduation Trends

The University of Nebraska-Lincoln (UNL) conferred the highest number of degrees and awards in the state throughout the 10-year period from 2012-13 to 2022-23.

Institutions by significant change (Number of Awards and or % change)

Institution	2012-13	2022-23	10-Year % Change
University of Nebraska-Lincoln	5,050	5,841	15.7%
University of Nebraska at Omaha	3,049	3,460	13.5%
Bellevue University	3,057	2,809	-8.1%
Central Community College	2,232	2,788	24.9%
Creighton University	2,103	2,423	15.2%

Inputs

As per CCPE's Postsecondary Education Operating and State Aid Budget Recommendations 2023-2025 Biennium report (page 68), CCC receives significantly less funding than the other community colleges per award conferred.

Community College Funding Per Award (2020-2021)			
College	State Funds	State & Local Tax Funds	Tuition and Fees
Central Community College	\$3,619	\$18,482	\$3,747
Nebraska Peer CC Average	\$19,907	\$30,876	\$14,211

“In the chart above, the lowest cost per degree for state funds is at Central Community College and is due to a significant increase in awards conferred, including 12 credit hour programs and a concerted effort to identify students nearing degree completion, and relatively little state funding.”

Inputs

As per CCPE's Postsecondary Education Operating and State Aid Budget Recommendations 2023-2025 Biennium report (page 120), the following table indicates how CCC compares to other universities and colleges in Nebraska.

Institution Name	State + Local Property Tax Revenue + Tuition per Award	
	2018-19	2020-21
Nebraska College of Technical Agriculture	\$45,125	\$80,856
University of Nebraska Kearney	\$71,462	\$68,366
University of Nebraska Lincoln	\$104,290	\$111,610
University of Nebraska Omaha	\$61,567	\$64,724
Chadron State College	\$55,105	\$64,724
Peru State College	\$46,638	\$57,984
Wayne State College	\$62,816	\$57,587
Central Community College	\$25,756	\$22,230
Metropolitan Community College	\$47,151	\$59,076
Mid-Plains Community College	\$54,387	\$58,515
Northeast Community College	\$49,017	\$51,007
Southeast Community College	\$56,856	\$71,280
Western Nebraska Community College	\$91,771	\$108,021

Graduation Trends

Questions?

