



# GRADUATE OUTCOMES REPORT 2024-25

*SELECT RESULTS*

PRESENTED BY CANDACE WALTON  
& FRANCESCA DAVIS

DATA COLLECTED BY INSTITUTIONAL RESEARCH TEAM

PUBLICATION DESIGNED BY EMMA SCHNEIDER

ARTICLES BY SCOTT MILLER

# GRADUATE OUTCOMES REPORT (DATA SOURCES)

The report uses four primary sources of data for 2022-2023 graduates:

1. National Student Clearinghouse (NSCH) = Used to track prior and post completion enrollment at other postsecondary institutions.
2. Nebraska Department of Labor Unemployment Data = Used to define salaries and full- or part-time employment. (*Note: Requires 18 months for data to be fully available*)
3. Graduate Academic Experience Survey = Used to collect student perceptions on their academic experience at CCC.
4. Employer Survey = Used to collect Employer perspectives on student preparedness.



The image features a dark green background with a subtle pattern of white circuit lines in the corners. The central text is overlaid on a dark, slightly blurred image of a person in a graduation gown.

# 2,788 Awards

*(degrees, diplomas, certificates)*

were awarded to  
1,580 unduplicated recipients

*(Source: 2022-23 CCC enrollment report)*

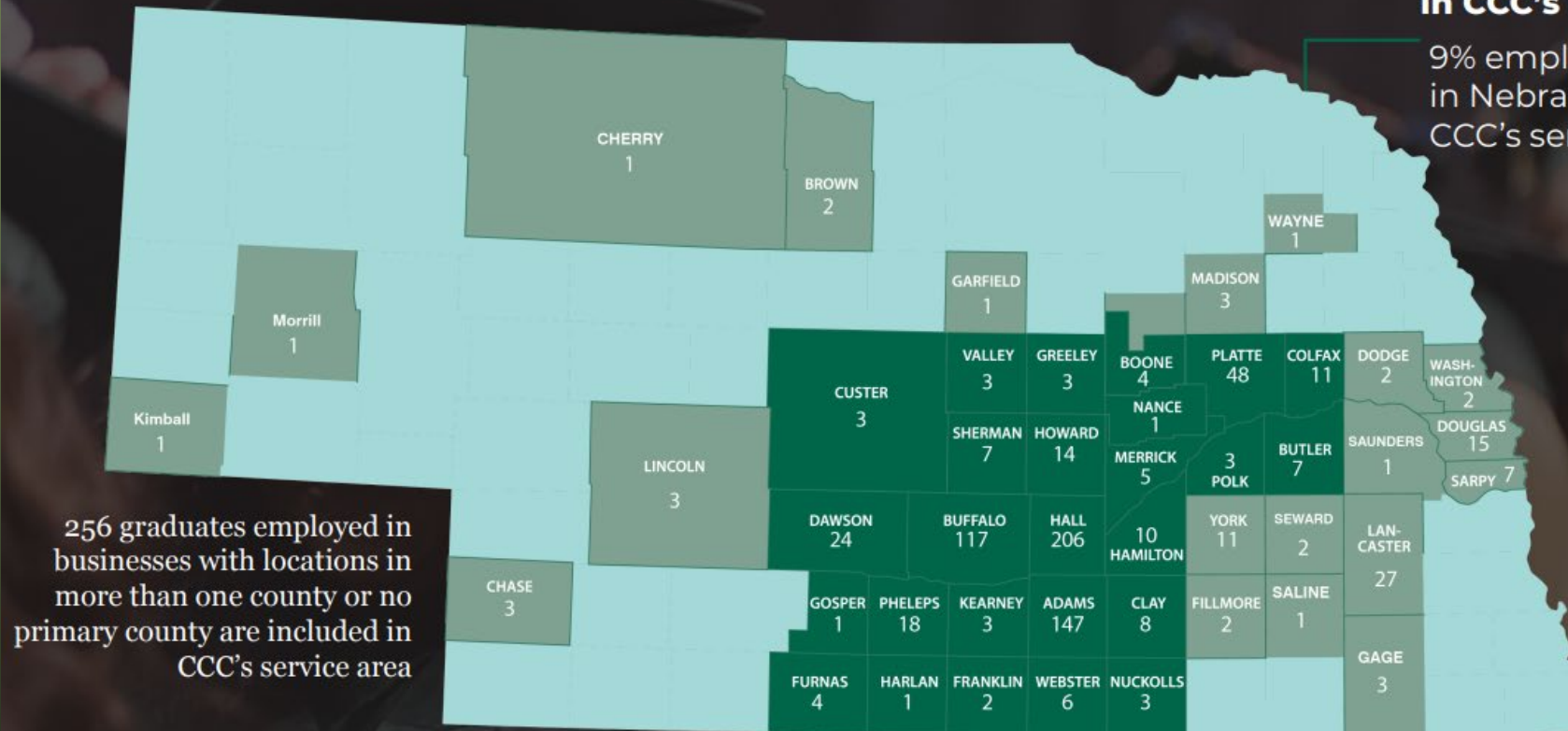
# GRADUATE FULL-TIME EMPLOYMENT

## 2022-23 Graduate Full-Time Employment by Location

# 91%

in CCC's Service Area

9% employed full-time  
in Nebraska outside  
CCC's service area.



# WHERE ARE OUR GRADUATES TRANSFERRING?

29% University of Nebraska at Kearney

11% University of Nebraska-Lincoln

9% University of Nebraska at Omaha

7% Wayne State College

3% Bellevue University

3% Northeast Community College

3% University of Nebraska Medical Center

2% Bryan College of Health Sciences

2% Iowa State University (IA)


2% Nebraska Wesleyan University

With **1 %** or less additional colleges and universities in Nebraska, Arizona, Colorado, Iowa, Massachusetts, Minnesota, Missouri, New York, North Dakota, Oklahoma, South Dakota, Utah, and Wyoming






# Top Hourly Wages



<b>\$37.17</b>	Mechatronics
<b>\$35.57</b>	Nursing Education (ADN)
<b>\$34.96</b>	Paramedicine
<b>\$28.65</b>	Dental Hygiene
<b>\$27.74</b>	Truck Driving
<b>\$26.57</b>	Heating, Air Conditioning and Refrigeration
<b>\$26.34</b>	Nursing Education (LPN)
<b>\$26.11</b>	Heavy Equipment Operator
<b>\$25.08</b>	Diesel Technology



# GRADUATE SUCCESS AND EMPLOYMENT SUMMARY

Certificate Recipients	Diploma Recipients	Degree Recipients	Total Unduplicated Recipients by Award	Continuing Education	Employed Full-Time	Employed Part-Time	Percent employed or continuing education	Three-year average hourly rate for Degree Recipients (Full-Time) (2020-23)
576	344	660	1,580	863	1,007	394	88%	\$24.03

# GRADUATE AND EMPLOYERS SURVEY DATA (2022-23)

## **Employers' Satisfaction with Preparation of Central Community College Graduates**

96% Satisfied/ Very Satisfied

*Source: Employer Survey, 2023*

## **Overall Satisfaction with Entire Educational Experience at CCC**

95% Satisfied/ Very Satisfied

*Source: Graduate Academic Experience Survey,  
2022-23*



**Did You Achieve Your  
Educational Objective at CCC?**

**98%**  
**say yes**

They have completed educational  
goal or are continuing education

### Ethnicity

1%	American Indian/ Alaskan Native
1%	Asian/ Hawaiian/ Pacific Islander
3%	Black/ African-American
27%	Hispanic/ Latino
68%	White

### Gender

**48%**  
Female

**52%**  
Male

### Age

**16**  
Youngest  
Award Recipient

**72**  
Oldest  
Award Recipient

