

# Graduation Trends and Post Graduation Outcomes

2017-2020



# Graduation Trends

---

## Overview

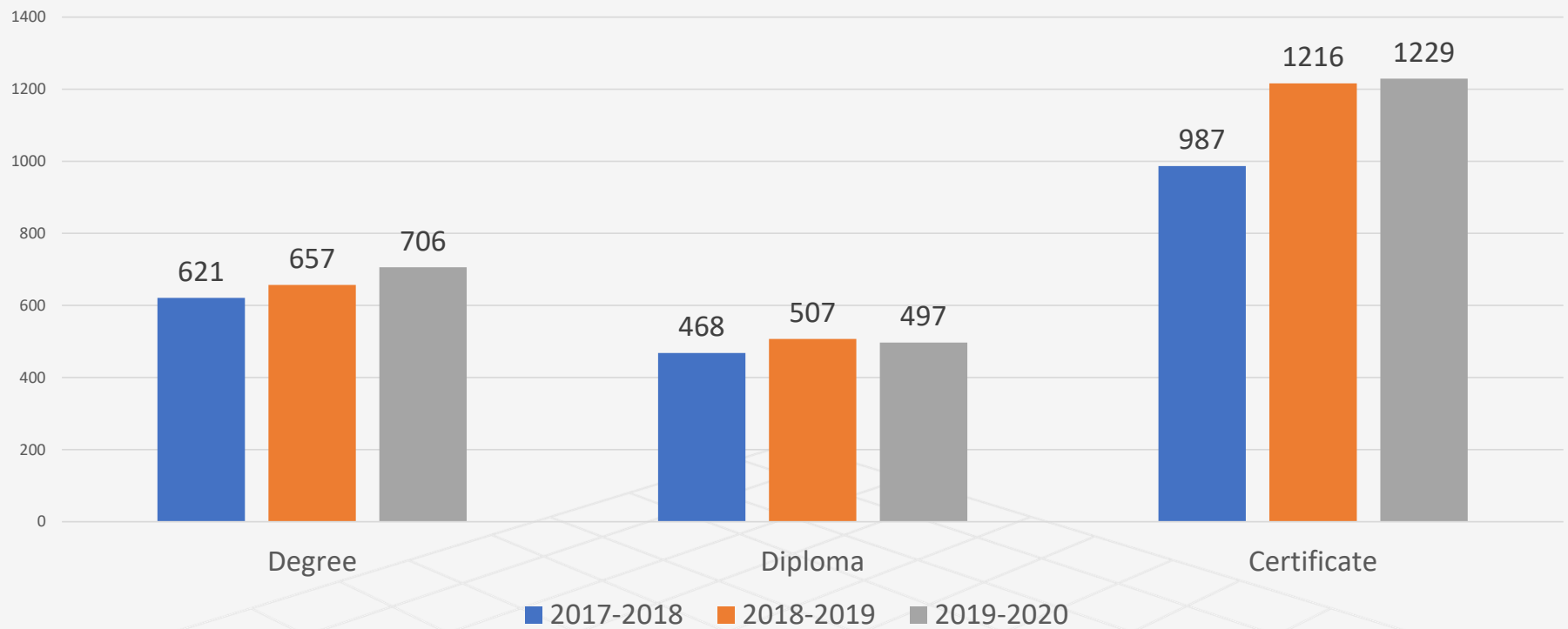
- In the past three years CCC has experienced an increase in total awards each year.
- The majority of these awards are certificates and the highest rate of increase was in certificates.
- All academic divisions have experienced some increase in the number of awards conferred in the past three years
- CCC has experienced one of the largest increases in award generation in Nebraska colleges and universities.



# Graduation Trends

---

Awards by Year and Type

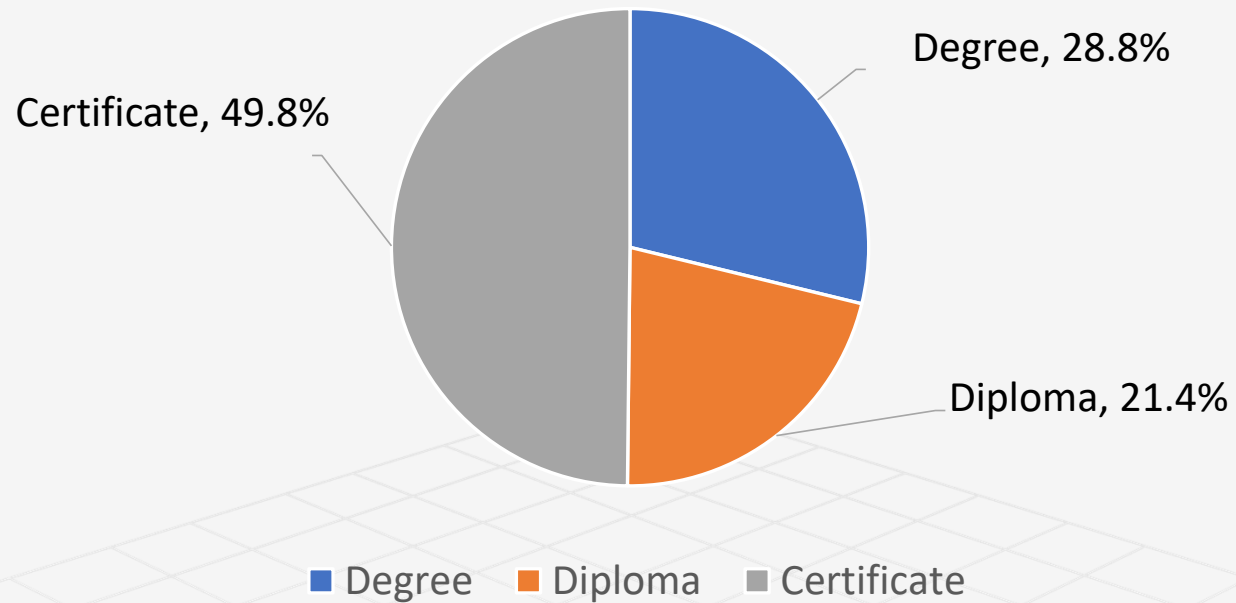




# Graduation Trends

---

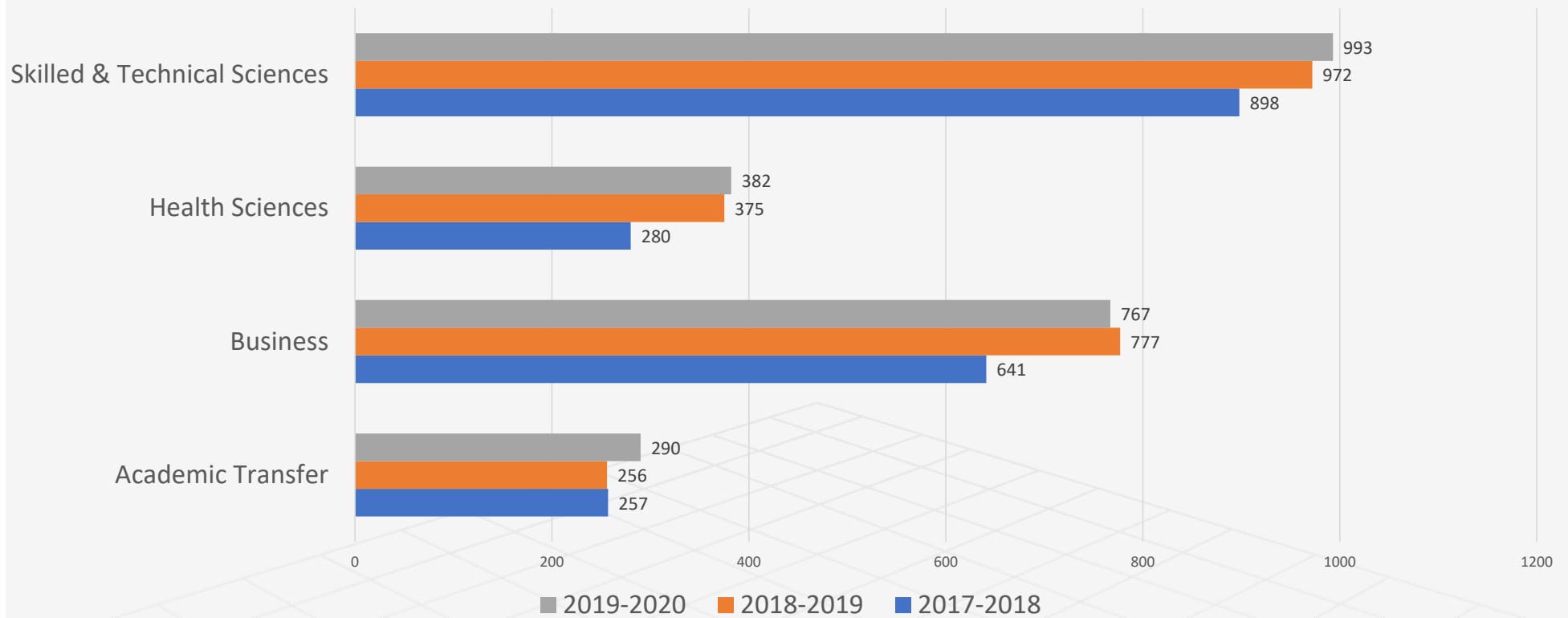
Percentage of Awards by Type Over the Past Three Years





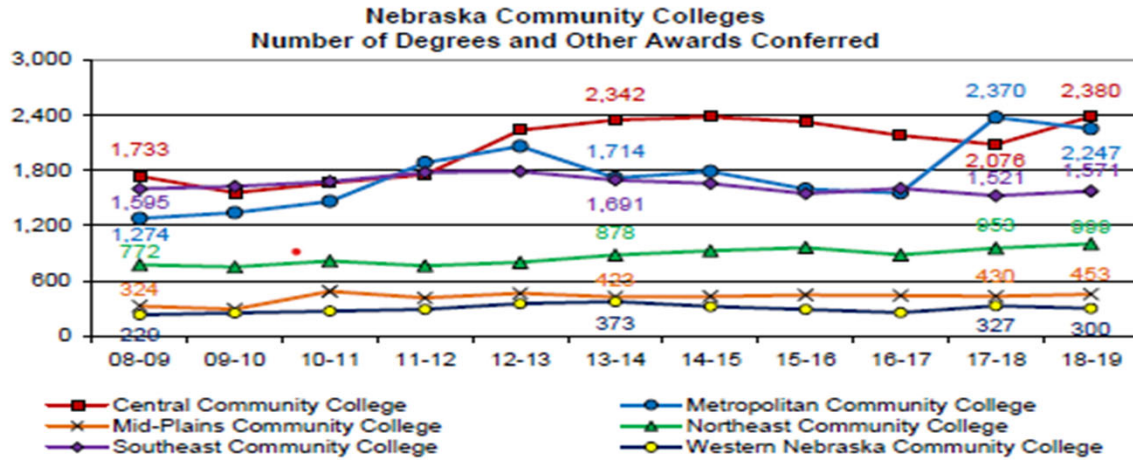
# Graduation Trends

Number of Awards (all types) by Division by Year





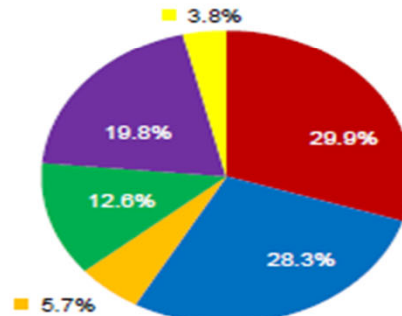
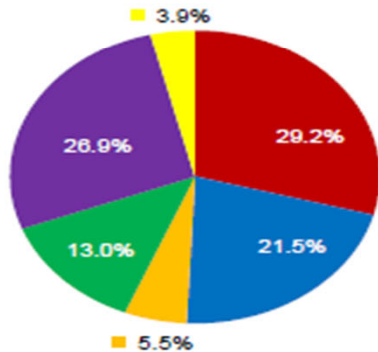
## DEGREES AND OTHER AWARDS CONFERRED BY NEBRASKA COMMUNITY COLLEGES



- Between 2008-09 and 2018-19, the number of degrees and other awards conferred by Nebraska's Community Colleges changed as follows:

Institution	18-19 1-Yr	09-19 10-Yr
Central (■)	14.6%	37.3%
Metropolitan (●)	-5.2%	76.4%
Mid-Plains (x)	5.3%	39.8%
Northeast (▲)	4.8%	29.4%
Southeast (◆)	3.3%	-1.5%
Western (○)	-8.3%	31.0%
Sector Total	3.6%	34.1%

**Nebraska Community Colleges  
% of Degrees and Other Awards Conferred by Institution  
2008-2019**



CCPE 2020 Factual Look: Degree and Other Awards (Page 1.6)



# Graduation Trends

The University of Nebraska-Lincoln (UNL) conferred the highest number of degrees and awards in the state throughout the 10-year period from 2008-09 to 2018-19. Among the six institutions in the table listed below, Metropolitan Community College experienced the largest 10-year increase (76.4%) while Bellevue University experienced the a 10-year decrease of 7.4%.

## **Institutions Conferring the Highest Number of Degrees and Other Awards**

Rank	Sector	2008-09	2018-19	10-Year % Increase
1	University of Nebraska-Lincoln	4,468	5,868	31.3%
2	University of Nebraska at Omaha	2,603	3,358	29.0%
3	Bellevue University	2,763	2,559	-7.4%
4	Creighton University	1,907	2,503	31.3%
5	Central Community College	1,733	2,380	37.3%
6	Metropolitan Community College	1,274	2,247	76.4%



# Graduation Trends

---

As per CCPE's Postsecondary Education Operating and State Aid Budget Recommendations 2021-2023 Biennium report (page 64), CCC receives significantly less funding than the other community colleges per award conferred.

Community College Funding Per Award (2018-2019)			
College	State Funds	State & Local Tax Funds	Tuition and Fees
Central Community College	\$3,893	\$21,153	\$4,603
Nebraska Peer CC Average	\$17,213	\$27,380	\$14,174

*"In the cart above, the lowest cost per degree for state funds is at Central Community College and is due to a significant increase in awards conferred, including 12 credit hour programs and a concerted effort to identify students nearing degree completion, and relatively little state funding."*



# Graduation Trends

As per CCPE's Postsecondary Education Operating and State Aid Budget Recommendations 2021-2023 Biennium report (page 113), the following table indicates how CCC compares to other universities and colleges in Nebraska.

Institution Name	State + Local Property Tax Revenue + Tuition per Degree	
	2016-17	2018-19
Nebraska College of Technical Agriculture	\$36,260	\$45,125
University of Nebraska Kearney	\$62,498	\$71,462
University of Nebraska Lincoln	\$108,934	\$104,290
University of Nebraska Omaha	\$52,847	\$61,567
Chadron State College	\$55,734	\$57,105
Peru State College	\$40,708	\$46,638
Wayne State College	\$52,959	\$62,816
Central Community College	\$28,493	\$25,756
Metropolitan Community College	\$63,957	\$47,151
Mid-Plains Community College	\$56,762	\$54,387
Northeast Community College	\$52,704	\$49,017
Southeast Community College	\$53,293	\$56,856
Western Nebraska Community College	\$106,330	\$91,771



# Graduation Trends

---

Of the 37 programs tracked in the three-year completions report:

- 9 programs experienced small declines in overall awards
- 28 programs experienced large increases in overall awards
- Two programs started (Pharmacy Technician and Energy Technology)
- One end-dated (Visual Communications)



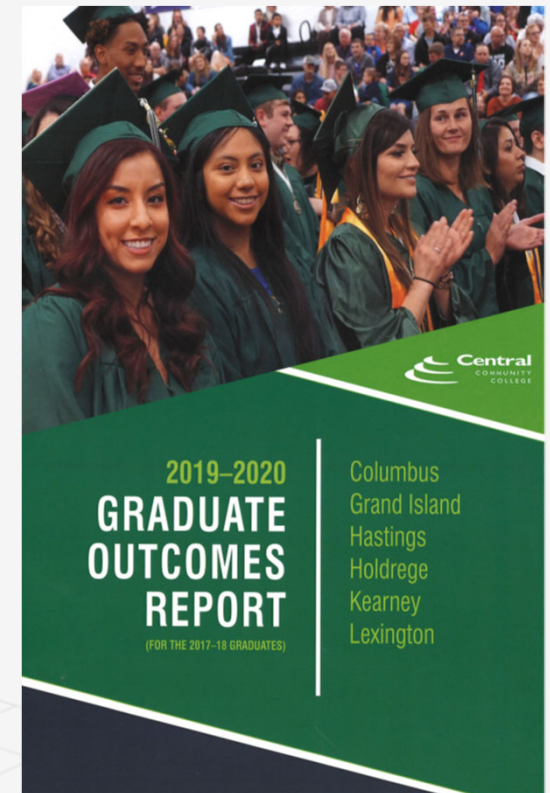
# Graduate Outcomes

---

## General facts:

As per the 2019-2020 Graduate Outcomes Report:

- 89% of Graduates were employed full time or continuing education (2017-18 Graduates)
- 94% of Graduates remained in the CCC service area and the remaining 6% in the state of Nebraska
- 49.2 percent were female and 50.8% male
- 17.8% of graduates were Hispanic/Latino
- The oldest graduate was 69 and the youngest 17

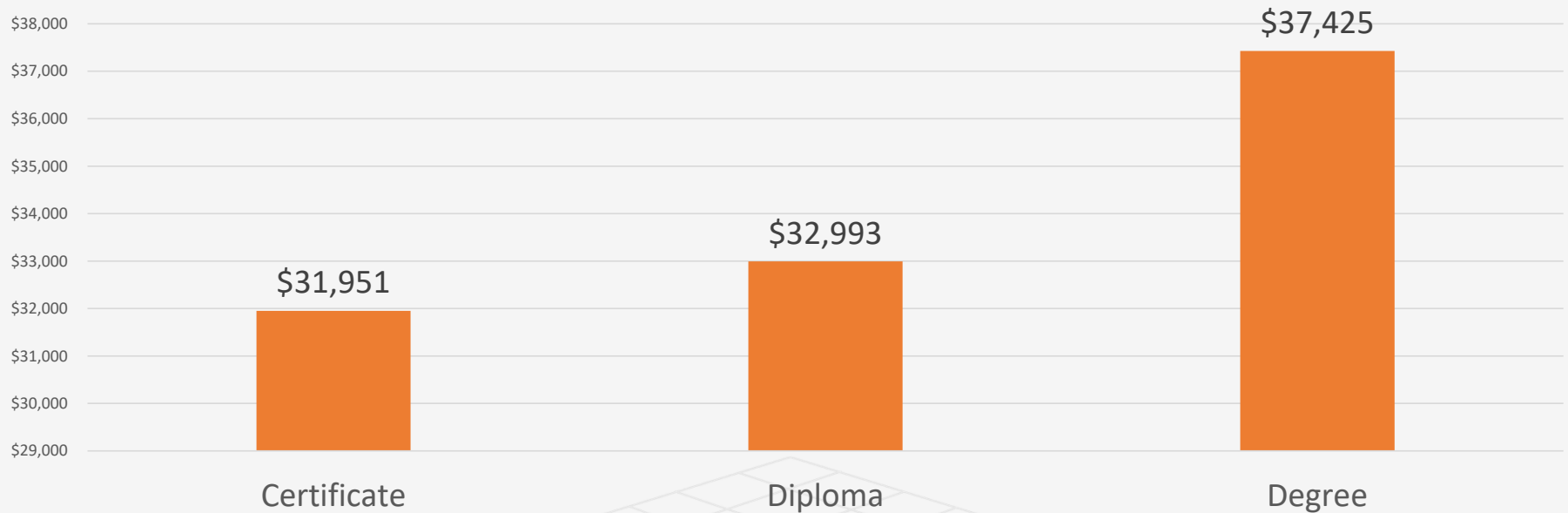




# Graduate Outcomes

---

Average Three Year Annual Salary of CCC Completers by Award



As per CollegeSimply. Com UNL graduates earn on average \$37,800 after six years of enrolling.

<https://www.collegesimply.com/colleges/nebraska/university-of-nebraska-lincoln/salaries/>



# Graduate Outcomes

---

- Top six-year average earnings of CCC graduates by program include:
  1. Paramedicine (\$33.22 per hour)
  2. Quality Technology (\$30.73 per hour)
  3. Mechatronics (\$30.44 per hour)
  4. Associate Degree in Nursing (\$25.81 per hour)
  5. Advanced Manufacturing Design Technology (\$22.29 per hour)
  6. Dental Hygiene (\$20.58 per hour)



# Graduate Outcomes

---

Facts about CCC graduates who continue their education post award:

- 32% of graduates (award recipients) continue attending CCC.
- 20% attend the University of Nebraska Kearney
- 15% attend the University of Nebraska Lincoln
- 6% attend the Hastings College
- 5% (each) attend Bellevue University or UNO
- 4% attend UNMC
- 9% attend an out of state college or university



# Graduation Trends and Post Graduation Outcomes

Questions?

