

CCC Graduation Trends and Post Graduation Outcomes

Brian McDermott

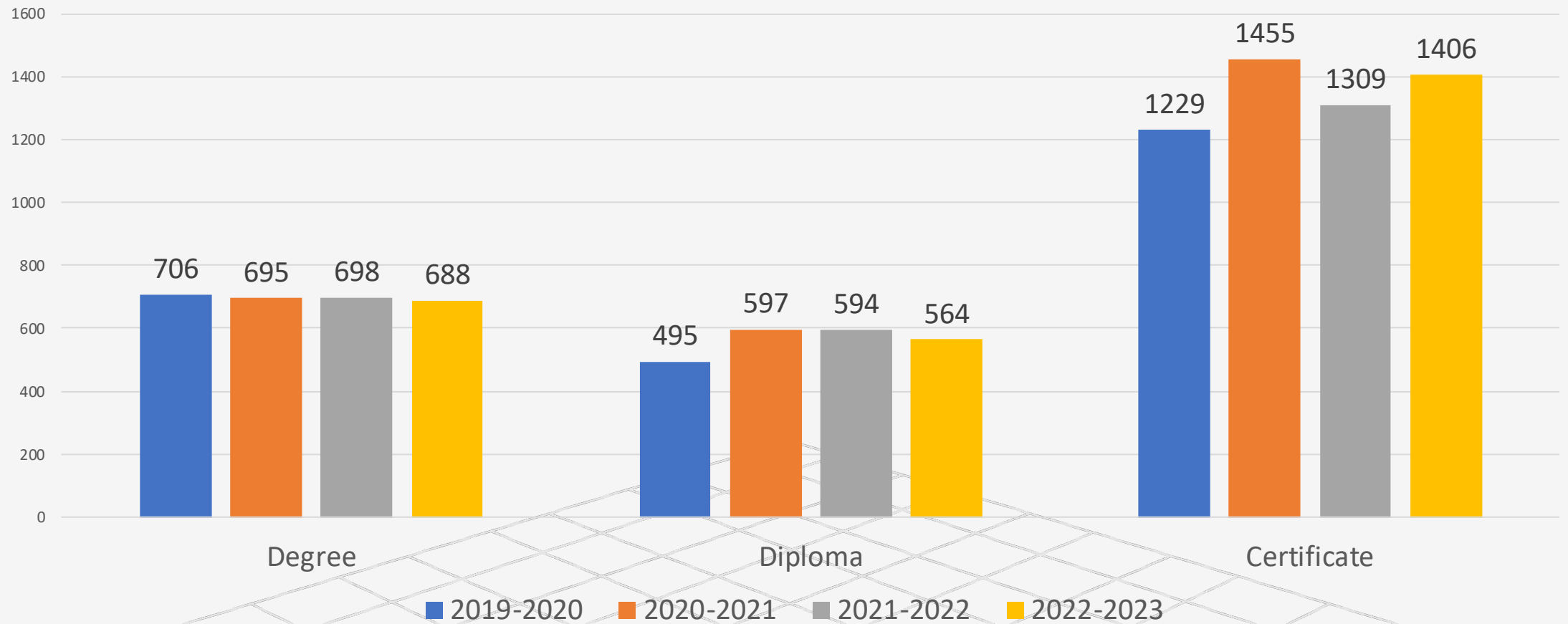
Graduation Trends

Overview

- In the past four years CCC has experienced a general increase in total awards 2019-2023 (1229-1406), with a minor increase in unduplicated graduates (1507-1534).
- The majority of these awards are certificates and the highest rate of increase was in certificates.
- All academic divisions have experienced some increase in the number of awards conferred in the past four years
- CCC has experienced one of the largest increases in award generation in Nebraska colleges and universities.

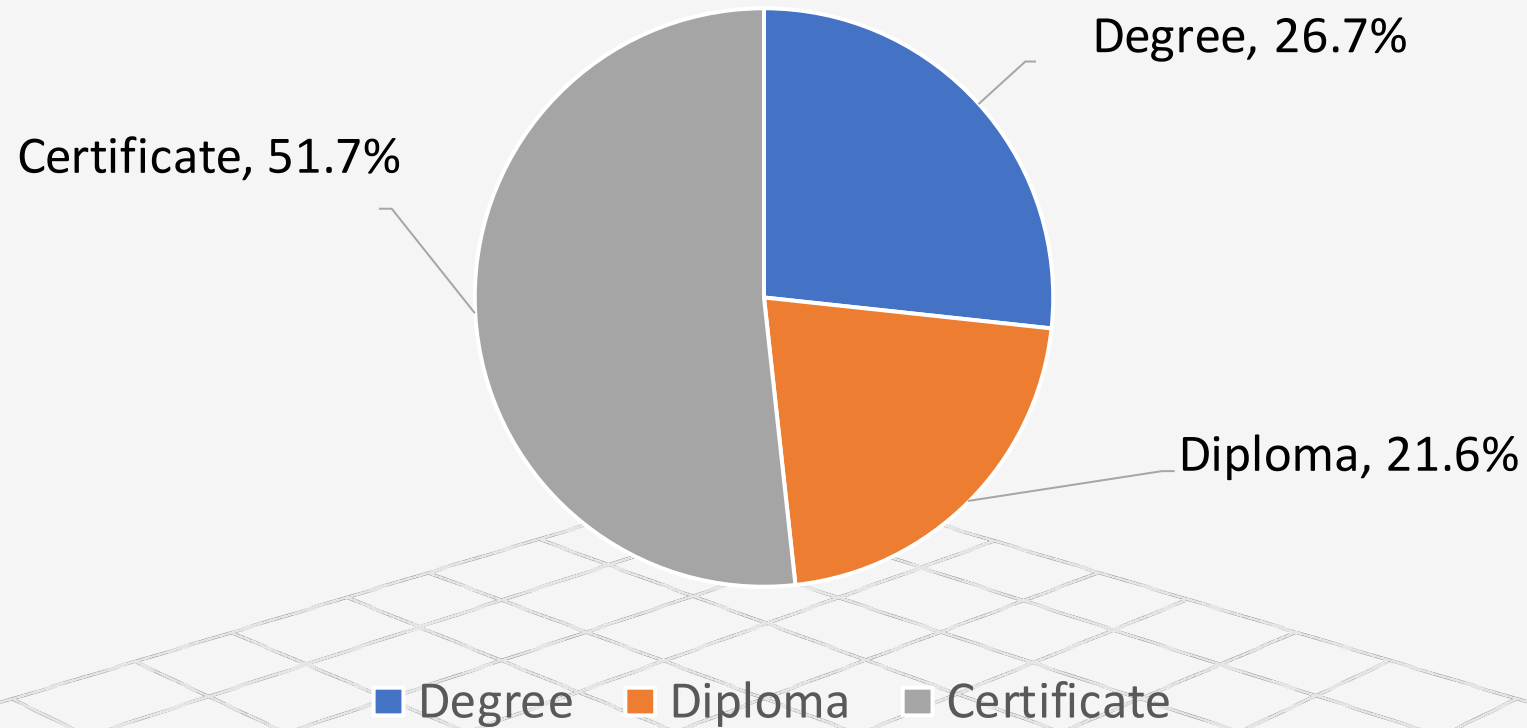
Graduation Trends

Awards by Year and Type

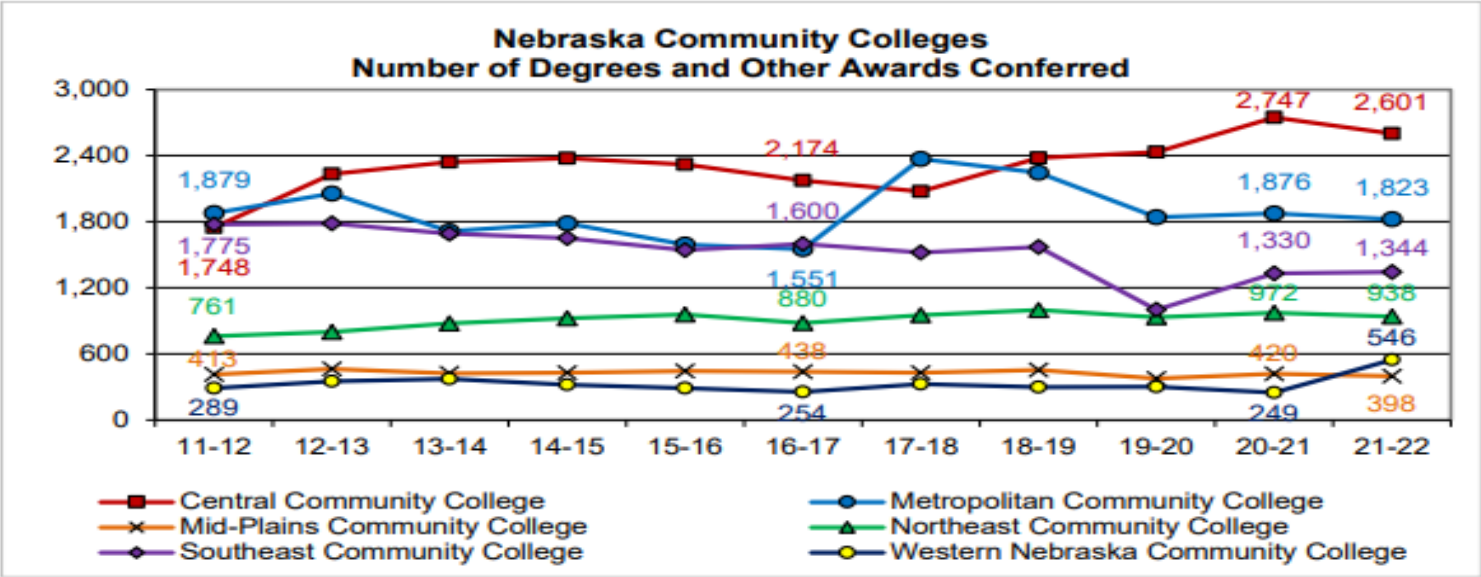


Graduation Trends

Percentage of Awards by Type Over the Past Four Years

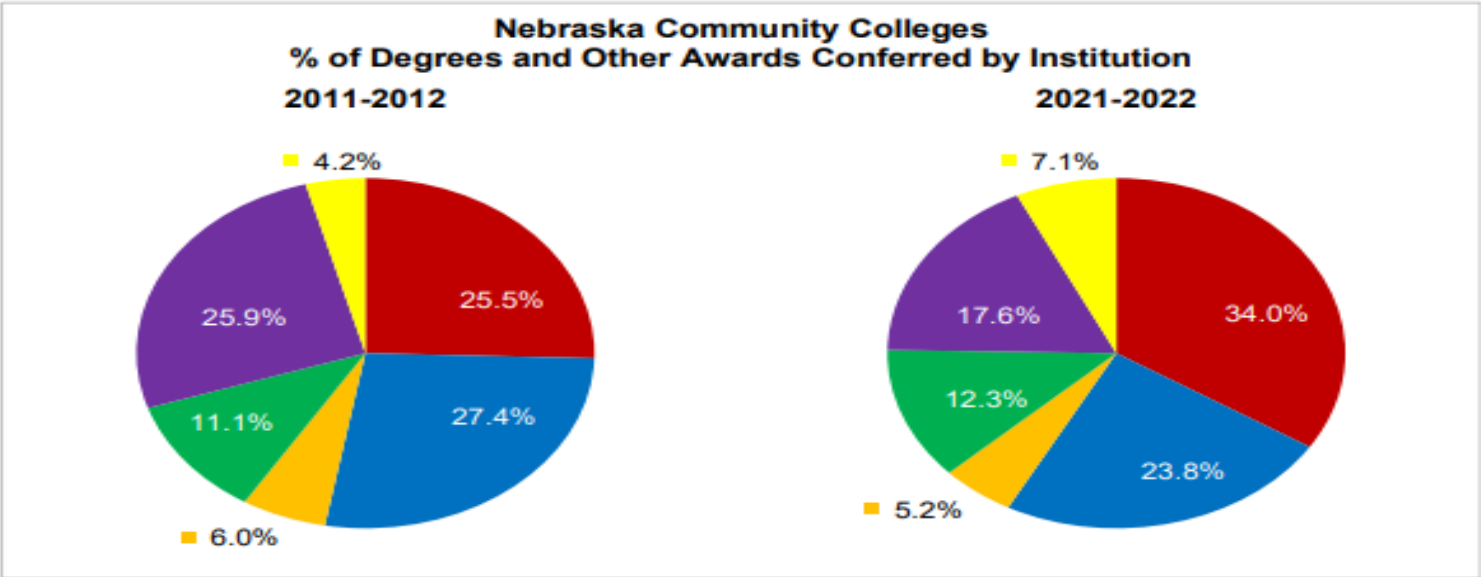


DEGREES AND OTHER AWARDS CONFERRED BY NEBRASKA COMMUNITY COLLEGES



- Between 2011-12 and 2021-22, the number of degrees and other awards conferred by Nebraska's Community Colleges changed as follows:

Institution	21-22 1-Yr	12-22 10-Yr
Central (■)	-5.3%	48.8%
Metropolitan (●)	-2.8%	-3.0%
Mid-Plains (x)	-5.2%	-3.6%
Northeast (▲)	-3.5%	23.3%
Southeast (◆)	1.1%	-24.3%
Western (○)	119.3%	88.9%
Sector Total	0.7%	11.4%



- Western Nebraska reported the large increase in awards conferred in 2021-22 was due to increases in female enrollment/completion and credentialing per student (stacking). Comparing data for completions (awards=546) to completers (students=248), it appears stacking was the overwhelming contributor. Additionally, the number of awards granted to females increased 152.0% while the number granted to males increased 85.2%.

Graduation Trends

The University of Nebraska-Lincoln (UNL) conferred the highest number of degrees and awards in the state throughout the 10-year period from 2011-12 to 2021-22. Among the six institutions in the table listed below, Western Nebraska Community College experienced the largest 10-year % increase (88.94%) while Bellevue University experienced the a 10-year decrease of -14.9%.

Institutions by significant change (Number of Awards and or % change)

Sector	2011-12	2021-22	10-Year % Change
University of Nebraska-Lincoln	5,139	5,800	12.9%
University of Nebraska at Omaha	3,080	3,541	15.0%
Bellevue University	3,802	3,235	-14.9%
Creighton University	2,068	2,693	30.2%
Central Community College	1,748	2,601	48.8%
Western Community College	289	546	88.9%

Graduation Trends

As per CCPE's Postsecondary Education Operating and State Aid Budget Recommendations 2023-2025 Biennium report (page 68), CCC receives significantly less funding than the other community colleges per award conferred.

Community College Funding Per Award (2020-2021)			
College	State Funds	State & Local Tax Funds	Tuition and Fees
Central Community College	\$3,619	\$18,482	\$3,747
Nebraska Peer CC Average	\$19,907	\$30,876	\$14,211

“In the chart above, the lowest cost per degree for state funds is at Central Community College and is due to a significant increase in awards conferred, including 12 credit hour programs and a concerted effort to identify students nearing degree completion, and relatively little state funding.”

Graduation Trends

As per CCPE's Postsecondary Education Operating and State Aid Budget Recommendations 2023-2025 Biennium report (page 120), the following table indicates how CCC compares to other universities and colleges in Nebraska. (Note: degrees include all levels of award)

Institution Name	State + Local Property Tax Revenue + Tuition per Degree	
	2018-19	2020-21
Nebraska College of Technical Agriculture	\$45,125	\$80,856
University of Nebraska Kearney	\$71,462	\$68,366
University of Nebraska Lincoln	\$104,290	\$111,610
University of Nebraska Omaha	\$61,567	\$64,724
Chadron State College	\$55,105	\$64,724
Peru State College	\$46,638	\$57,984
Wayne State College	\$62,816	\$57,587
Central Community College	\$25,756	\$22,230
Metropolitan Community College	\$47,151	\$59,076
Mid-Plains Community College	\$54,387	\$58,515
Northeast Community College	\$49,017	\$51,007
Southeast Community College	\$56,856	\$71,280
Western Nebraska Community College	\$91,771	\$108,021

Graduate Outcomes

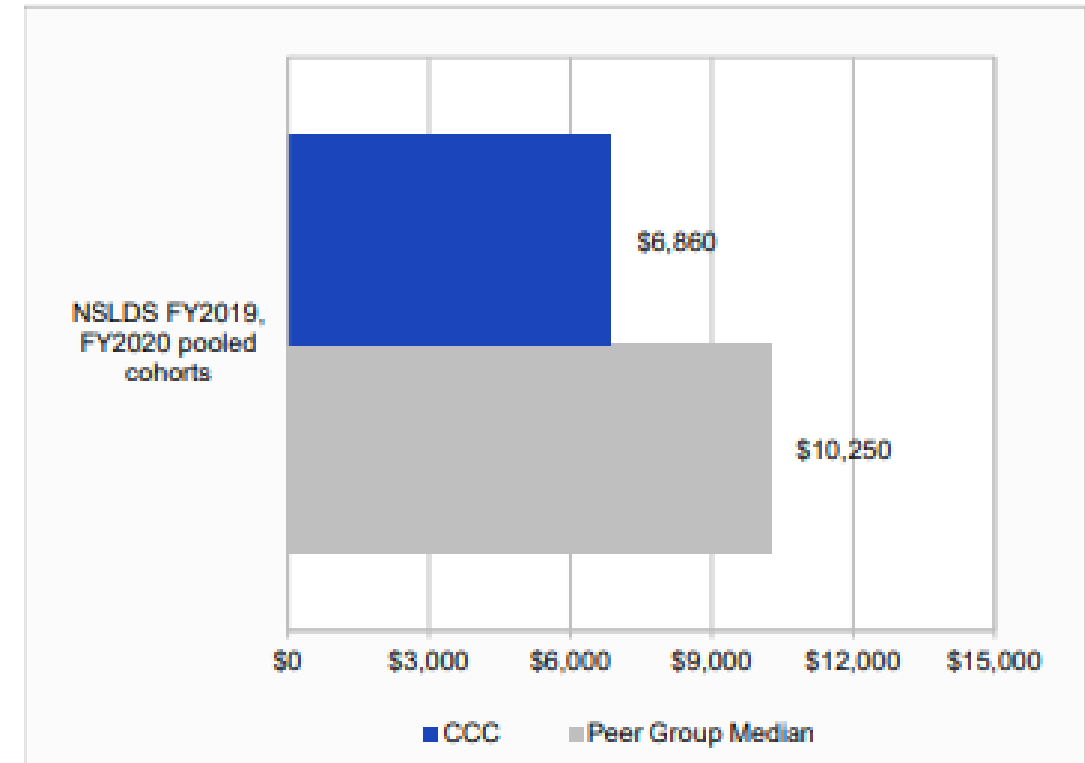
Facts about CCC Academic Transfer graduates who continue their education post award(N=182):

- 30% attend the University of Nebraska Kearney
- 12% attend the University of Nebraska Lincoln
- 11 attend Wayne State
- 9% attend University of Nebraska Omaha
- 3% attend Bellevue University and Hasting College (each)
- 14% attend an out of state college or university

Graduate Outcomes

- Excerpt of CCPE (2022 Tuition, Fees, and College Affordability Report-For CCC)
- For same report:
 1. UNL= 21K
 2. UNK=19.5K
 3. MCC=7.7K
 4. MPCC= 9.1K
 5. NECC=9.7K
 6. SCC=11.3K
 7. WNCC= 6.7K

Figure 10. Median Amount of Federal Loans Owed by Graduates: FY 2019 and FY 2020 Pooled Cohort



Note. In 2019-20, 42.5% of CCC undergraduates borrowed federal loans compared to a median of 27.7% at peer institutions.

Graduate Outcomes

Percent CCC Award Recipients by Ethnicity and year						
	2017-2018	2018-2019	2019-2020	2020-2021	2021-2022	% 5yr Change
Asian/Pacific Islander	1.20%	0.88%	0.70%	0.66%	0.55%	-54.41%
Black Non-Hispanic	0.77%	1.01%	1.36%	2.15%	2.46%	219.26%
Hispanic	16.62%	18.45%	18.83%	22.82%	25.41%	52.92%
Native American	0.92%	0.59%	0.62%	0.69%	1.15%	26.02%
Two or More Races	0.34%	0.13%	0.16%	0.15%	0.04%	-88.60%
White Non-Hispanic	79.96%	78.95%	78.33%	73.53%	69.97%	-12.49%
Count of Total Awards	2076	2380	2432	2747	2601	

Graduation Trends and Post Graduation Outcomes

Questions?

