

# Student Achievement

2024-2025 Dual Credit Information

95

# of Arlington students that earned college credit

1,722

Total Credits Earned

17% Increase

in Students Earning Credits through Metropolitan Community College

Class of 2025 Data

Total # of 2025 Arlington Graduates **44**

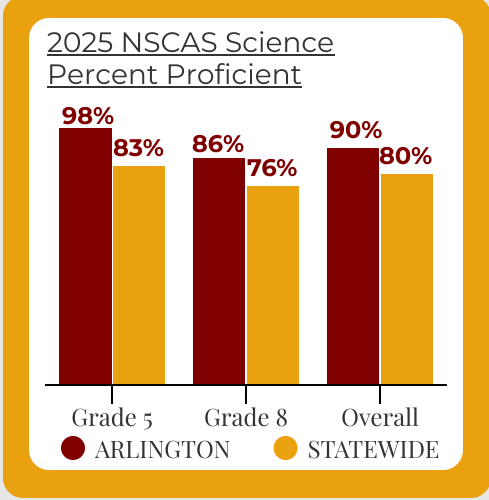
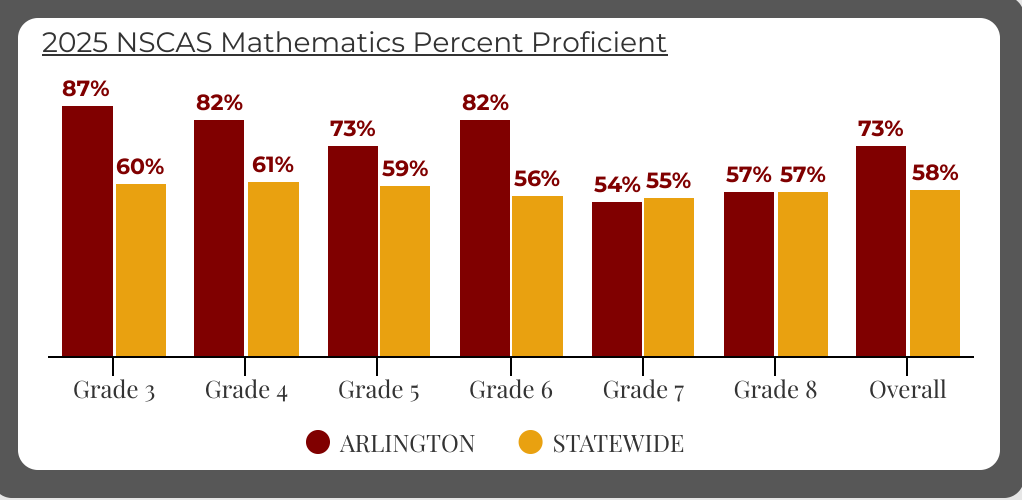
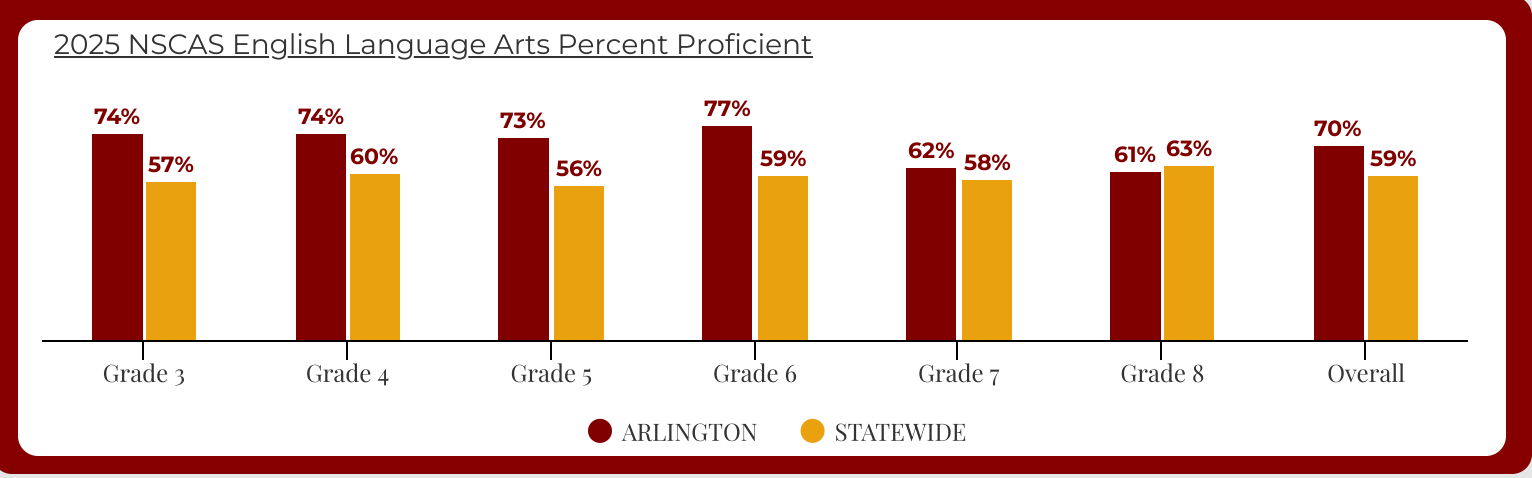
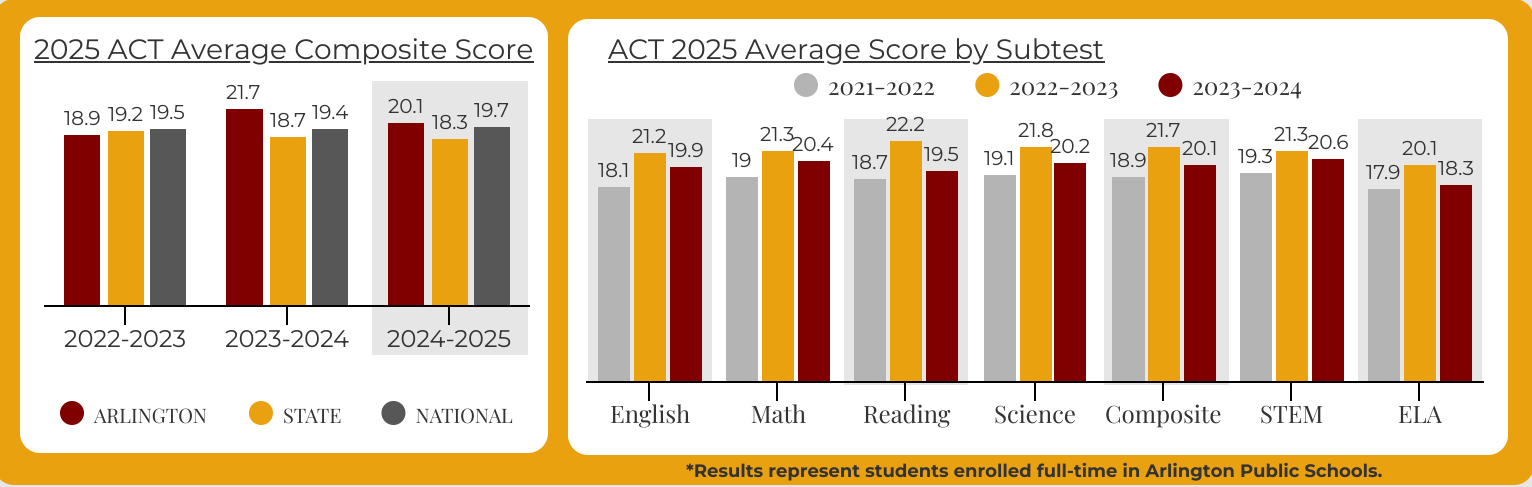
100% Graduation Rate

30

# of graduates that received at least one scholarship

\$3,759,376

Total dollar amount of scholarships earned by Class of 2025



## 2024-2025 Annual Report

Soaring to Excellence

Arlington Public Schools  
705 N. 9th Street  
Arlington, NE 68002  
[www.apseagles.org](http://www.apseagles.org)  
[facebook.com/apseagles.org](https://facebook.com/apseagles.org)

High School Office  
PH: 402-478-4171  
Elementary Office  
PH: 402-478-4121  
Superintendent's Office  
PH: 402-478-4173  
Fax: 402-478-4176





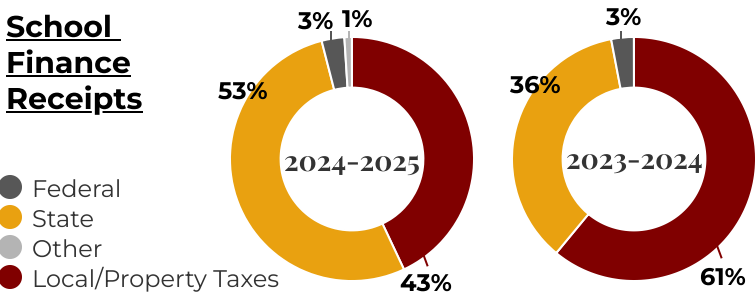
Annual Report

This Annual Report is intended to provide a 'snapshot' of information for district patrons. All of the information is based upon the **2024-2025** school year. We encourage you to visit our schools and to take an active role in the education of Arlington students. This report is produced by the superintendent's office and all comments and questions concerning this report should be directed to the superintendent's office at **402-478-4173**.

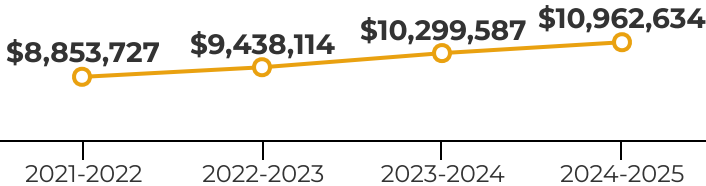
District Goals:

- 1. Maximize district resources to provide quality facilities and educational programs.
- 2. Work proactively with the community to improve the educational and enrichment programs.
- 3. Provide quality facilities to enhance educational programs and extracurricular programs.
- 4. Develop and implement plans using instructional best practices, formative and summative assessments, and student data to ensure that all students are college and career ready.
- 5. Research, develop and implement a school-wide plan to support mental, emotional, and behavioral health concerns of all students.

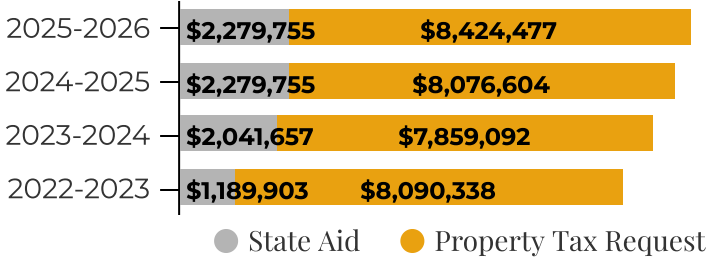
School Finance Receipts



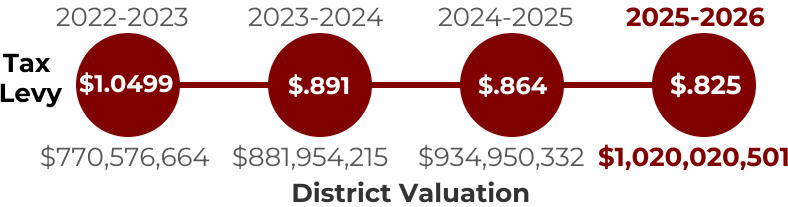
Total General Fund Disbursements



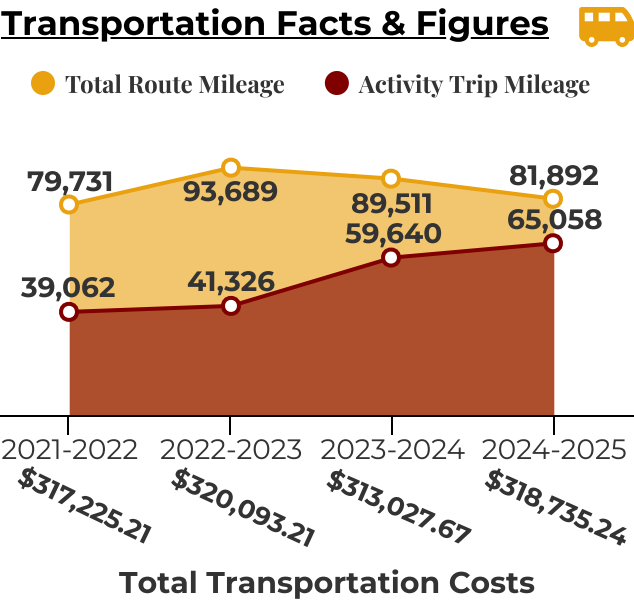
State Aid and Property Tax Request



Mill Levy and Valuation



Transportation Facts & Figures



Number of School Meals Served (K-12)

	Breakfast	Lunch
2024/25	8,447	75,379
2023/24	9,439	78,709
2022/23	10,103	79,979
2021/22	22,775	83,949

	Avg. Teacher Salary	Avg. Years Experience	% w/Masters Degree/Higher
24/25			
Arlington	\$64,354	13.00	63.00%
State	\$63,527	14.00	59.00%
23/24			
Arlington	\$64,741	13.00	70.00%
State	\$60,378	14.00	59.00%
22/23			
Arlington	\$62,106	12.30	62.82%
State	\$58,923	13.86	58.25%
21/22			
Arlington	\$62,106	13.56	62.16%
State	\$58,923	13.94	57.72%

Our Mission

"The Mission of Arlington Public Schools is to empower all students to develop skills for life-long learning and responsible decision making in order to contribute to a global society."

Student Population Characteristics

Enrolled in Special Education	
ARL- 14.97% STATE- 17.07%	
Mobility Rate (Moving In/Out During Year)	
ARL- 1.54% STATE- 3.65%	
Eligible for Free/Reduced School Meals	
ARL- 24.93% STATE- 50.53%	

702

Total PK-12 Students in 2024-2025

2023/24 - 709 Students
2022/23 - 691 Students
2021/22 - 710 Students
2020/21 - 689 Students

Parent-Teacher Conference Data

	Fall 2023	Fall 2024	Fall 2025
AES	97%	96%	96%
AMS	58%	57%	52%
AHS	36%	40%	39%

PK-12 Enrollment

Fall Membership 2024-2025

Pre-school	26
Kindergarten	46
1st Grade	52
2nd Grade	46
3rd Grade	51
4th Grade	56
5th Grade	39
6th Grade	56
7th Grade	55
8th Grade	49
9th Grade	65
10th Grade	61
11th Grade	56
12th Grade	44
Total PK-12	702

PK-12 Daily Attendance Data

Year	ARL	State
2024/25	95.63%	92.8%
2023/24	95.54%	92.59%
2022/23	93.6%	92.5%
2021/22	95.35%	92.28%
2020/21	95.71%	93.21%

AHS Student Participation Data

	Athletics	Activities
2024/25	70%	72%
2023/24	67%	71%
2022/23	64%	69%
2021/22	62%	66%
2020/21	68%	66%

% of Students involved in at least one school sponsored activity

Highlights

High School

- Partnered with Metropolitan Community College to offer a variety of courses: **95 students earned 1722 credit hours**
- Implemented **new Math curriculum**
- Inducted **5 individuals and 1 FBLA team** into the **Arlington Hall of Fame**
- ArloStriv** broadcast multiple state events
- Partnered with United Way to offer a new class: **Jobs for America's Graduates**

Elementary School

- Implemented **Envisions Math curriculum** for Grades K-6
- Launched **S.O.A.R.**, a new **Behavior Management system** to promote positive behaviors
- Promoted being **Safe, Owning behaviors, Active listening, and Respect** through S.O.A.R.
- Continued **Eagle Pride Initiative** with **Eagle of the Month program** to promote school spirit

Activities Program

- 102 Scholar Athletes**
- State **Cross Country**: Boys' Team & 2 Girls Qualified
- Hailey O'Daniel- State Cross Country Champion**
- State Girls **Wrestling**: **Kelise Cook-Krivohlavek- State Runner Up**
- State Girls **Basketball** Qualifier
- State **Track** 8 Qualifiers
- FBLA** 31 National Qualifiers
- FBLA E-Sports** 2nd Place, **Business Management** 3rd Place

Follow us on Twitter: [Arlington Schools @ArloEagles](#) [Arlington Activities @ArloEaglesSport](#)