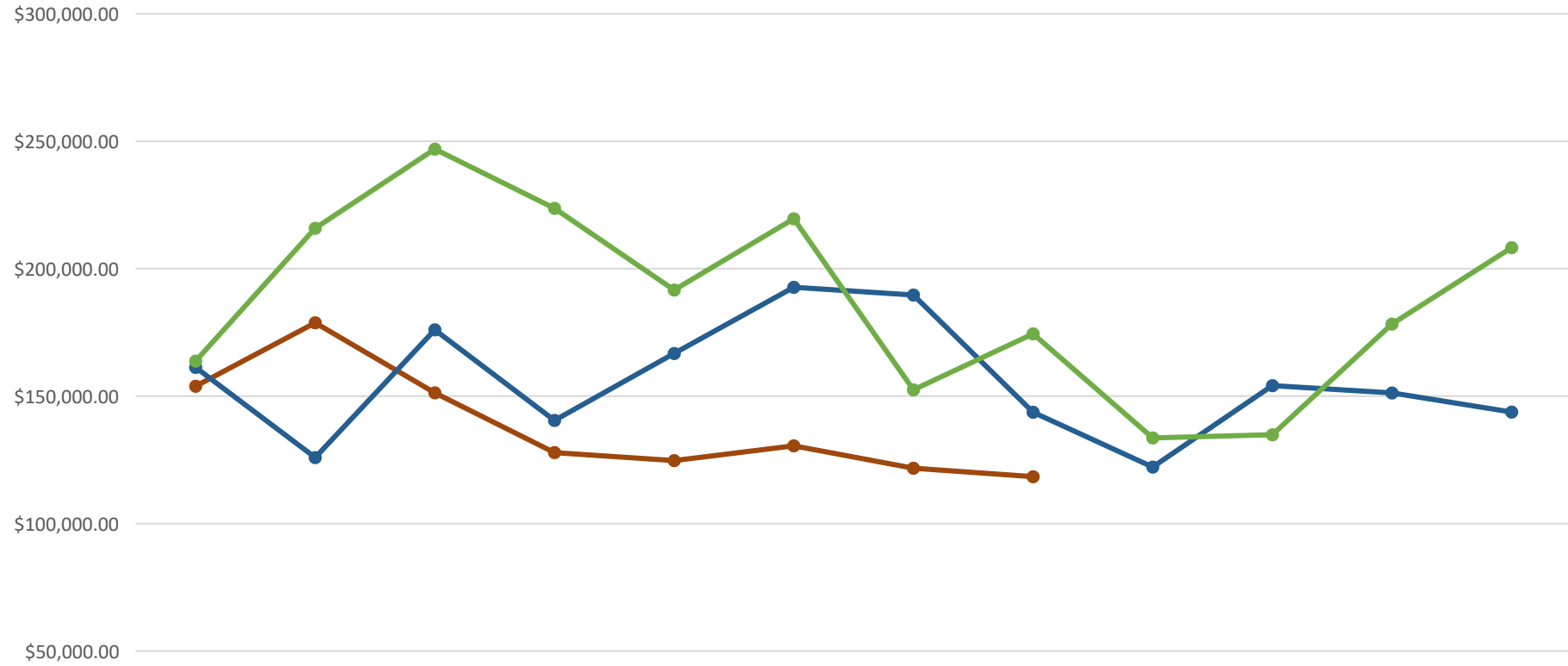
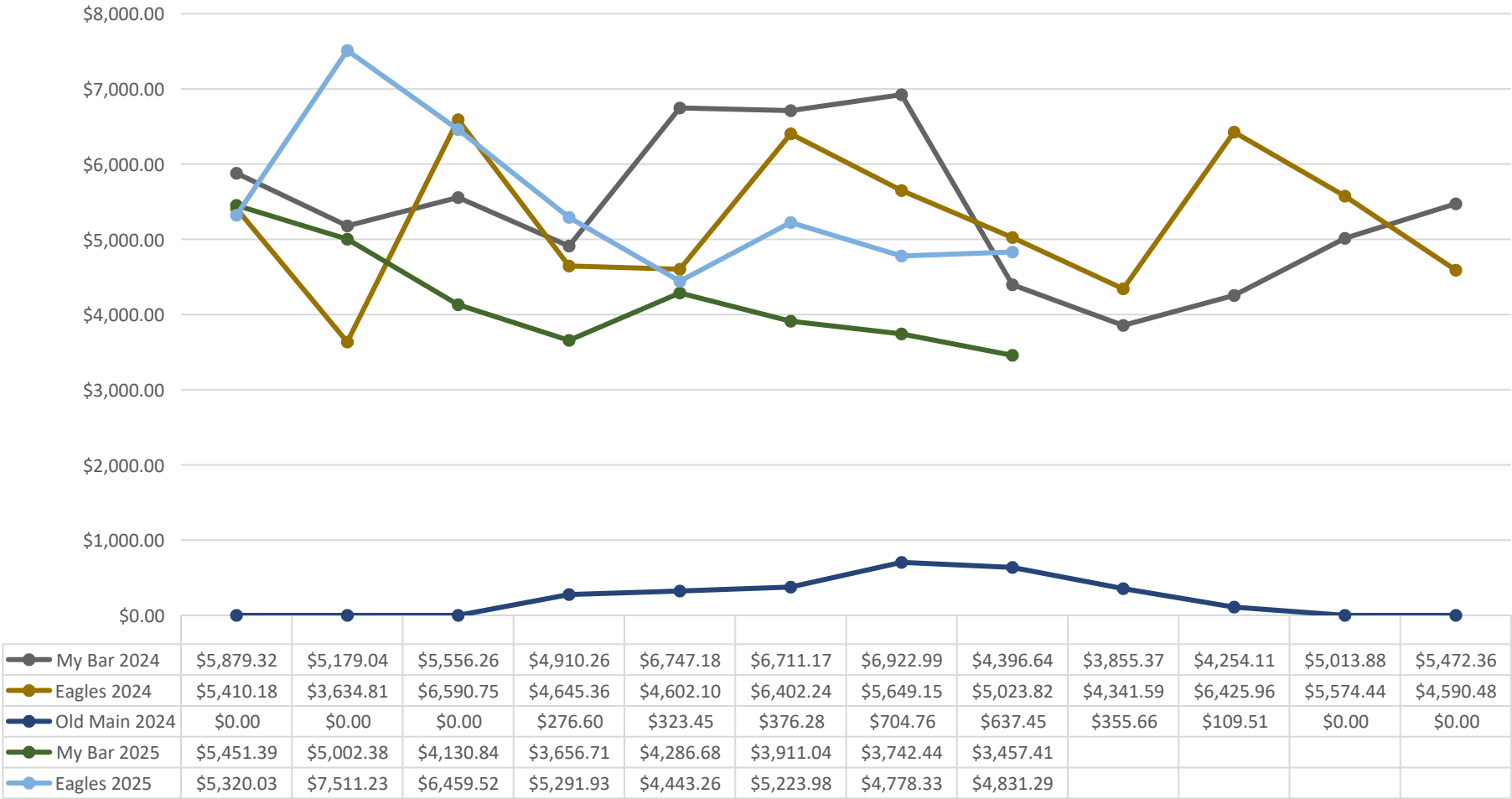


GROSS SALES

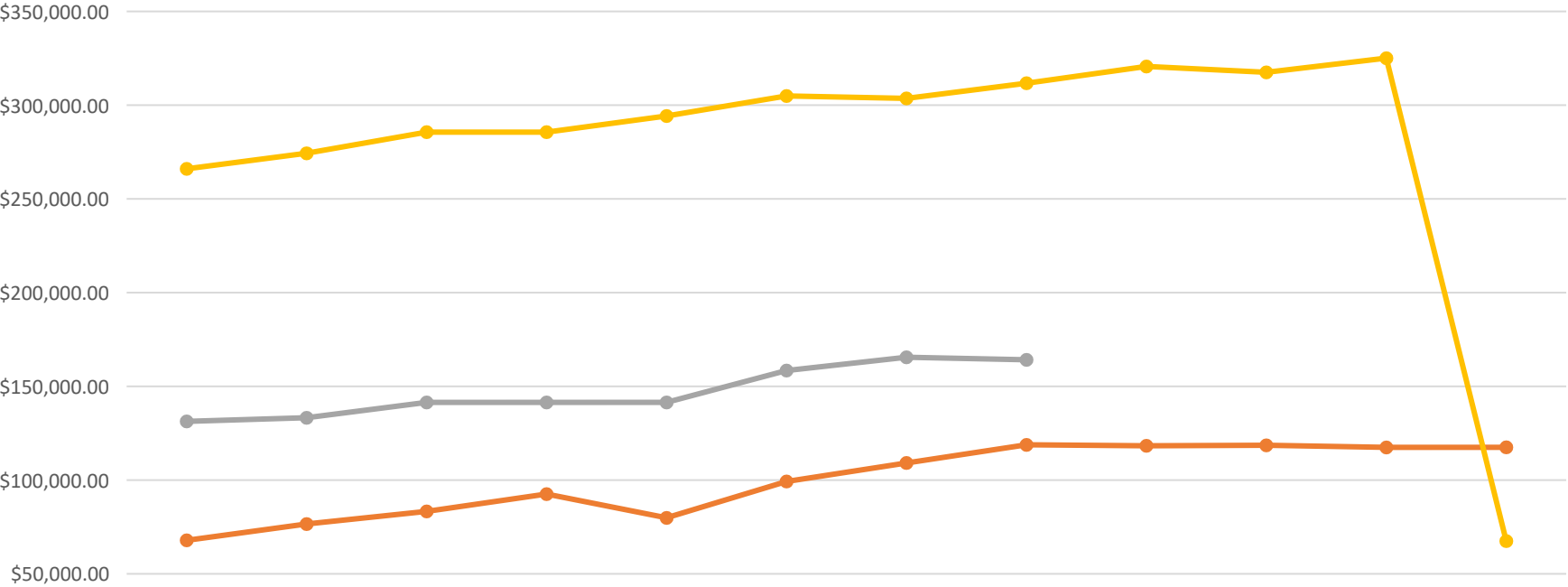


● Gross Sales 2025	\$153,877.47	\$178,765.80	\$151,290.75	\$127,837.72	\$124,713.43	\$130,500.28	\$121,725.21	\$118,410.00				
● Gross Sales 2024	\$161,278.58	\$125,912.15	\$176,004.76	\$140,460.30	\$166,753.19	\$192,709.78	\$189,669.97	\$143,684.55	\$122,180.34	\$154,136.93	\$151,261.75	\$143,754.84
● Gross Sales 2023	\$163,724.17	\$215,871.22	\$246,916.38	\$223,676.47	\$191,626.58	\$219,588.51	\$152,481.91	\$174,438.02	\$133,601.38	\$134,855.41	\$178,299.44	\$208,247.16

Outlet Commissions



Community Betterment Funds



	OCT	NOV	DEC	JAN	FEB	MAR	APR	MAY	JUN	JUL	AUG	SEP
Community Betterment 2025	\$131,322.96	\$133,278.25	\$141,451.82	\$141,457.34	\$141,467.85	\$158,442.06	\$165,532.11	\$164,185.75				
Community Betterment 2024	\$67,878.90	\$76,596.59	\$83,312.17	\$92,563.83	\$79,899.83	\$99,261.98	\$109,133.22	\$118,835.45	\$118,304.39	\$118,583.12	\$117,466.86	\$117,483.24
Community Betterment 2023	\$266,038.25	\$274,357.49	\$285,607.69	\$285,602.74	\$294,226.47	\$304,912.67	\$303,608.61	\$311,690.15	\$320,658.89	\$317,524.50	\$325,084.31	\$67,468.96