



Chase County Schools creates exceptional opportunities, fosters strong relationships, and empowers students to succeed.

Board of Education Regular Meeting

Tuesday, March 12, 2024 6:00 PM

Conference Room

520 E 9th Street

Imperial, NE 69033

Agenda

- I. CALL MEETING TO ORDER
- II. APPROVAL OF MINUTES
- III. APPROVAL OF FINANCIAL REPORT
- IV. PUBLIC COMMENT
- V. INFORMATION AND PROPOSALS
 1. ACTIVITY DIRECTOR'S REPORT
 2. PRINCIPALS' REPORT
 3. STUDENT COUNCIL REPORT
 4. SUPERINTENDENT'S REPORT
 5. BOARD COMMITTEE REPORT
 6. FOOD SERVICE REPORT
- VI. ACTION ITEMS
 1. Discuss, consider, and take necessary action regarding the resignation of Amy Christensen at the end of the 23-24 school year.
 2. Discuss, consider, and take necessary action in regarding the resignation of Erin Konecky at the end of the 23-24 school year.
 3. Discuss, consider, and take necessary action regarding the hiring of Kara Hagan for the position of High School English Teacher for the 24-25 school year.
 4. Discuss, consider, and take necessary action regarding the hiring of Elle Thompson for the position of High School English Teacher for the 24-25 school year.
 5. Discuss, consider, and take necessary action regarding the hiring of Tiffany Harris for the position of 5th and 6th grade science teacher for the 24-25 school year.
 6. Discuss, consider, and take necessary action regarding the hiring of Mercedes Winegar for the postion of Band Teacher for the 24-25 school year.

7. Discuss, consider and take necessary action regarding the 24-25 district calendar.
8. Discuss, consider, and take necessary action regarding the purchase of new carpet for the middle school classrooms.
9. Discuss, consider, and take necessary action regarding the drivers' education cost totaling \$230 with the school paying \$50 and the student fee costing \$180 per student.
10. Review and update the school wellness policy.

VII. NOTICE OF SETTLEMENT OF CLAIM

1. Chad Ambrosek and Joni Norden asserted a claim for damages arising from injuries Ellie Ambrosek sustained from an accident that occurred on September 27, 2022, while Ellie Ambrosek was a student at Chase County Schools and a settlement was reached. This settlement settled Ellie Ambrosek's individual claim. A full release of liability has been executed in exchange for a lump sum settlement of \$1,000,000.00 which will be paid by NASB-ALICAP, Chase County School's risk liability pool. A copy of the settlement agreement will be available upon request at the meeting.

VIII. DISCUSSION ITEMS

1. Discuss the refurbishment of the gym floor.

IX. ADJOURN



Meeting the challenge, exceeding expectations and Continuing our legacy of excellence

Board of Education Regular Meeting

Tuesday, February 13, 2024 6:00 PM
Conference Room

520 E 9th Street
Imperial, NE 69033

Posted Locations: Imperial Republican

Posted Date: 02/08/2024

Attendance Taken at 6:00 PM.

Cindy Arterburn:	Present
Linsey Foote:	Present
Josh Fries:	Present
Karl Meeske:	Present
Jeff Olsen:	Present
Willy O'Neil:	Present
Dan Reeves:	Present
Carrie Terryberry:	Absent
Steve Wallin:	Present

I. CALL MEETING TO ORDER

President Meeske called the meeting to order at 6:00 PM.

II. APPROVAL OF MINUTES

Motion to approve the minutes as presented. Passed with a motion by Willy O'Neil and a second by Josh Fries.

Jeff Olsen: Abstain (With Conflict), Cindy Arterburn: Yea, Linsey Foote: Yea, Josh Fries: Yea, Karl Meeske: Yea, Willy O'Neil: Yea, Dan Reeves: Yea, Steve Wallin: Yea

III. APPROVAL OF FINANCIAL REPORT

Motion to approve the financial report in the amount of \$834,357.53. Passed with a motion by Josh Fries and a second by Cindy Arterburn.

Cindy Arterburn: Yea, Linsey Foote: Yea, Josh Fries: Yea, Karl Meeske: Yea, Jeff Olsen: Yea, Willy O'Neil: Yea, Dan Reeves: Yea, Steve Wallin: Yea

IV. PUBLIC COMMENT

V. INFORMATION AND PROPOSALS

V.1. ACTIVITY DIRECTOR'S REPORT

Mr. Hauxwell began his report with results of district wrestling and congratulating the wrestlers that advanced to State in Omaha. He also presented the sub-district girls and boys basketball schedules. The girls lost in the first round to Cozad and the boys will play their first round on February 19th against Broken Bow. He gave an overview of the upcoming speech events, including District speech on March 15th in Wallace and State speech on March 21st in Kearney. On February 12th, the school hosted the NCDA show choir contest. He had a chart of the past 5 years of revenue from the SPVA basketball tournament as well as the football schedule for the next 2 years. He and 6 others were able to line up officials for every home game in 14 minutes. He ended with a note on the SPVA and its work on adding schools to the conference and mentioned that he was on a committee to discuss classification and competitive balancing within the NSAA.

V.2. PRINCIPALS' REPORT

Mr. Barr began his report with an update on attendance, student discipline, and enrollment numbers. He noted on February 8th the teachers attended a presentation on the JAG program and met in their PLC groups in the morning and then held parent-teacher conferences in the afternoon that he felt went really well. He has attended multiple meetings in the past month including a LB1184 meeting, a Health & Safety meeting, and a school improvement team meeting all on January 11th. The administrative team also met with Mrs. Paisley to work on finalizing the 2024-25 master schedule. The students also attended several events, which included the 8th grade students visiting North Platte Community College on January 31st, a vape presentation on January 12th, and a dental hygiene presentation on February 9th. All students in grades 7-12 completed a career interest survey and all high school students had begun registering for classes for the 2024-2025 school year. Mr. Barr has continued to conduct his 2nd semester teacher observations, and he is also holding parent meetings for students at risk of entering the truancy program.

Mrs. Odens was absent, but her report mentioned the 5th and 6th grade "Sharing the Love" fundraiser that raised \$2,156 and the money would be donated to the Imperial Theatre, the Max Addition Park, the Imagination Library, the Giving Circle, and the purchase of egos for the Imperial Public Library. She also mentioned the in-service and parent-teacher conferences on February 8th. She thanked the PTO for providing a taco bar for the teachers during conferences.

V.3. STUDENT COUNCIL REPORT

V.4. SUPERINTENDENT'S REPORT

Mr. Lambert began with an update on academics and students where he mentioned that the winter NSCAS tests were completed and he would share the data later in the meeting. He noted that the last winter home event was complete besides a youth basketball tournament that would take place at the school in March. He completed the grant request for an extra \$7,500 of Perkins funds and mentioned that the money would be used to purchase new equipment for the

technology classroom. The plan is for the ESU to be the head of the consortium for the Perkins grant next year. The admin team was conducting interviews and had 2 new hires to be approved on the agenda. They also attended the UNK job fair where he presented on a panel with 130 students in attendance. He congratulated the E-sports team on winning State and thanked Mr. Anderson for helping the district get E-sports started. He mentioned Bridge of Hope came to talk to the K-6 students about body safety and appropriate touch. His last update was that the United Way had started advertising for the JAG position and he had posted this information on all social media platforms.

His updates on building and grounds included his communication with a scoreboard company to work on getting shot clocks and exploring other scoreboard ideas. He mentioned that a few shot and discus rings were going to have a few concrete pads redone for safety purposes. So far, the bleacher project and the parking lot project are still on schedule. He also mentioned that new vape sensors had been installed to test the functionality. He ended his report with the balances in all the fund accounts.

V.5. BOARD COMMITTEE REPORT

V.6. FOOD SERVICE REPORT

VI. ACTION ITEMS

VI.1. Discuss, consider and take necessary action in regard to the hiring of Whitney Burke for the position of school nurse starting in the 24-25 school year.

Motion to approve the hiring of Whitney Burke for the position of school nurse starting in the 24-25 school year. Passed with a motion by Jeff Olsen and a second by Willy O'Neil.
Dan Reeves: Abstain (With Conflict), Cindy Arterburn: Yea, Linsey Foote: Yea, Josh Fries: Yea, Karl Meeske: Yea, Jeff Olsen: Yea, Willy O'Neil: Yea, Steve Wallin: Yea

VI.2. Discuss, consider and take necessary action in the hiring of Larissa Hubbard as a special education teacher pending certification.

Motion to approve the hiring of Larissa Hubbard as a special education teacher pending certification. Passed with a motion by Willy O'Neil and a second by Josh Fries.
Cindy Arterburn: Yea, Linsey Foote: Yea, Josh Fries: Yea, Karl Meeske: Yea, Jeff Olsen: Yea, Willy O'Neil: Yea, Dan Reeves: Yea, Steve Wallin: Yea

VI.3. Discuss, consider and take necessary action in regard to the resignation of Janet Sheaffer at the end of the 23-24 school year.

Motion to approve the resignation of Janet Sheaffer at the end of the 23-24 school year. Passed with a motion by Steve Wallin and a second by Cindy Arterburn.
Cindy Arterburn: Yea, Linsey Foote: Yea, Josh Fries: Yea, Karl Meeske: Yea, Jeff Olsen: Yea, Willy O'Neil: Yea, Dan Reeves: Yea, Steve Wallin: Yea

VI.4. Discuss, consider and take necessary action in regard to the approval of the Early Resignation Program candidate Janet Sheaffer.

Motion to approve the Early Resignation Program candidate Janet Sheaffer. Passed with a motion by Willy O'Neil and a second by Linsey Foote.

Cindy Arterburn: Yea, Linsey Foote: Yea, Josh Fries: Yea, Karl Meeske: Yea, Jeff Olsen: Yea, Willy O'Neil: Yea, Dan Reeves: Yea, Steve Wallin: Yea

VI.5. Discuss, consider and take necessary action in regard to the resolution to set option enrollment capacity numbers for the 24-25 school year.

Motion to approve the resolution to set option enrollment capacity numbers for the 24-25 school year as presented. Passed with a motion by Josh Fries and a second by Willy O'Neil.

Cindy Arterburn: Yea, Linsey Foote: Yea, Josh Fries: Yea, Karl Meeske: Yea, Jeff Olsen: Yea, Willy O'Neil: Yea, Dan Reeves: Yea, Steve Wallin: Yea

VI.6. Discuss, consider and take necessary action in regard to the annual ESU 16 contracts for audiology and internet for the 24-25 school year.

Motion to approve the annual ESU 16 contracts for audiology and internet for the 24-25 school year. Passed with a motion by Willy O'Neil and a second by Linsey Foote.

Cindy Arterburn: Yea, Linsey Foote: Yea, Josh Fries: Yea, Karl Meeske: Yea, Jeff Olsen: Yea, Willy O'Neil: Yea, Dan Reeves: Yea, Steve Wallin: Yea

VI.7. Discuss, consider and take necessary action in regard to the annual McConnell Psychological Solutions contract for the 24-25 school year.

Motion to approve the annual McConnell Psychological Solutions contract for the 24-25 school year. Passed with a motion by Josh Fries and a second by Willy O'Neil.

Cindy Arterburn: Yea, Linsey Foote: Yea, Josh Fries: Yea, Karl Meeske: Yea, Jeff Olsen: Yea, Willy O'Neil: Yea, Dan Reeves: Yea, Steve Wallin: Yea

VII. DISCUSSION ITEMS

VII.1. Jack Moles, president of NRCSA (Nebraska Rural Community Schools Association), would like to introduce himself and talk about the organization.

VII.2. School Improvement Goals

VII.3. Quick Test Score Overview

VII.4. Board Candidate Filing: Incumbents are due by Feb. 15 at 5pm, Non-incumbent by March 1 by 5pm.

VII.5. Board retreat is March 4th.

VIII. EXECUTIVE SESSION: Move into executive session to discuss principal contracts.

Motion to go into executive session at 7:29 PM Passed with a motion by Jeff Olsen and a second by Josh Fries.

Cindy Arterburn: Yea, Linsey Foote: Yea, Josh Fries: Yea, Karl Meeske: Yea, Jeff Olsen: Yea, Willy O'Neil: Yea, Dan Reeves: Yea, Steve Wallin: Yea

Executive session ended at 8:12 PM.

Motion to approve Mr. Barr's 2024-2025 principal contract for 215 days at \$130,000 and to approve Mrs. Oden's 2024-2025 principal contract for \$118,000 for 215 days. Passed with a motion by Willy O'Neil and a second by Linsey Foote.

Cindy Arterburn: Nay, Jeff Olsen: Nay, Linsey Foote: Yea, Josh Fries: Yea, Karl Meeske: Yea, Willy O'Neil: Yea, Dan Reeves: Yea, Steve Wallin: Yea

IX. ADJOURN

Meeting adjourned at 8:16 PM.

Board President

Board Secretary

Chase Cash Worksheet

Printed: 03/07/2024 4:24:05PM
Chase County Schools

General 01					
Account Number	Description	Balance Forward	Current Year Activity	Account Balance	
01-901	Cash Account	2,683,177.67	443,930.41	3,127,108.08	
01-904	Payroll Account	16,510.93	(13,876.38)	2,634.55	
01-907	Clearing Account	27,444.40	3,430.55	30,874.95	
01-916	County Treasurer Balance	0.00	0.00	0.00	
01-905	Sect 125 Account	426.42	1.65	428.07	
01-805	CD-716	64,689.87	0.00	64,689.87	
01-807	CD-784	68,135.91	0.00	68,135.91	
01-824	CD701	15,658.74	0.00	15,658.74	
01-831	CD845	57,755.81	608.51	58,364.32	
	01 General	<u>2,933,799.75</u>	<u>434,094.74</u>	<u>3,367,894.49</u>	Fund
02-901	Cash Account	986,859.34	352.84	987,212.18	
02-814	CD136	13,453.48	0.00	13,453.48	
02-832	CD952	61,661.22	612.36	62,273.58	
	02 Depreciation	<u>1,061,974.04</u>	<u>965.20</u>	<u>1,062,939.24</u>	Fund
03-0-110-05	Unemployment Account	22,018.52	43.21	22,061.73	
	03 Employee Benefit Fund	<u>22,018.52</u>	<u>43.21</u>	<u>22,061.73</u>	Fund
05-901	Cash Account	288,470.60	0.00	288,470.60	
05-902	Checking	(7,594.27)	0.00	(7,594.27)	
05-806	CD-851	63,752.91	0.00	63,752.91	
05-810	CD383	12,868.47	0.00	12,868.47	
05-826	CD333	5,723.81	0.00	5,723.81	
05-827	CD703	5,744.01	0.00	5,744.01	
05-828	CD195	5,829.17	0.00	5,829.17	
05-829	CD196	11,390.62	0.00	11,390.62	
05-903	FBLA Bank Account	27,622.55	0.00	27,622.55	
	05 Activities	<u>413,807.87</u>	<u>0.00</u>	<u>413,807.87</u>	Fund
06-901	Cash Account	345,075.41	1,382.82	346,458.23	
	06 School Nutrition	<u>345,075.41</u>	<u>1,382.82</u>	<u>346,458.23</u>	Fund
07-913	Bond Fund	65.82	0.07	65.89	
	07 Bond	<u>65.82</u>	<u>0.07</u>	<u>65.89</u>	Fund
08-909	Building Fund	703,770.22	98,898.26	802,668.48	
08-918	Public Funds	0.00	0.00	0.00	
	08 Special Building	<u>703,770.22</u>	<u>98,898.26</u>	<u>802,668.48</u>	Fund
09-908	QCPUF	114.75	0.12	114.87	
	09 Qualified Capital Purpose Undertaking	<u>114.75</u>	<u>0.12</u>	<u>114.87</u>	Fund
12-901	Cash Account	3,617.52	3.63	3,621.15	

Chase Cash Worksheet

Printed: 03/07/2024 4:24:05PM
Chase County Schools

Student Fee 12

Account Number

Description

Balance
Forward

Current Year
Activity

Account
Balance

Fund

12 Student Fee

3,617.52

3.63

3,621.15

Report Total:

5,484,243.90

535,388.05

6,019,631.95

Chase Revenue and Expenditure Report

Printed: 03/07/2024 4:24:44PM
Chase County Schools

General 01								
Account Type	I	Revenue						
Source of Revenue/Functi								
Account	Description	M.T.D. Activity	Y.T.D. Activity	Open Encumb.	Current Budget	Budget Balance	% of Budget	State Account Number
Revenue								
01-1-01100-000-000	Taxes Levied/Assessed by the School District	625,064.41	3,255,238.44	0.00	7,375,154.00	4,119,915.56	44.14	01-1-01100-000-000
01-1-01115-000-000	Carline Taxes	0.00	184.25	0.00	1,000.00	815.75	18.43	01-1-01115-000-000
01-1-01125-000-000	Motor Vehicle Taxes	649.16	89,255.77	0.00	420,000.00	330,744.23	21.25	01-1-01125-000-000
01-1-01140-000-000	Penalties & Interest	4,165.06	16,720.83	0.00	0.00	(16,720.83)	0.00	01-1-01140-000-000
01-1-01322-000-000	Tuition from Other Government Sources Within the S	0.00	21,953.76	0.00	10,000.00	(11,953.76)	219.54	01-1-01322-000-000
01-1-01510-000-000	Interest	6,209.47	28,953.14	0.00	5,000.00	(23,953.14)	579.06	01-1-01510-000-000
01-1-01800-000-000	Revenue From Community Services Activities	0.00	0.00	0.00	7,500.00	7,500.00	0.00	01-1-01800-000-000
01-1-01910-000-000	Rentals of School Equipment, Property, and Facilit	0.00	0.00	0.00	5,000.00	5,000.00	0.00	01-1-01910-000-000
01-1-01911-000-000	Local License Fees	0.00	2,725.00	0.00	0.00	(2,725.00)	0.00	01-1-01911-000-000
01-1-01980-000-000	Refund Of Prior Year's Expenditures	756.94	9,997.03	0.00	0.00	(9,997.03)	0.00	01-1-01980-000-000
01-1-01990-000-000	Miscellaneous Local Revenue	3.00	127.06	0.00	0.00	(127.06)	0.00	01-1-01990-000-000
01-1-02110-000-000	County Fines & License Fees	1,894.00	2,469.00	0.00	0.00	(2,469.00)	0.00	01-1-02110-000-000
01-1-02210-000-000	ESU Receipts	716.33	6,013.95	0.00	6,000.00	(13.95)	100.23	01-1-02210-000-000
01-1-03110-000-000	State Aid	115,064.00	690,384.00	0.00	310,475.00	(379,909.00)	222.36	01-1-03110-000-000
01-1-03120-000-000	SPED (School Age)	91,834.00	274,756.00	0.00	240,000.00	(34,756.00)	114.48	01-1-03120-000-000
01-1-03125-000-000	SPED Transportation (School Age)ents.	0.00	0.00	0.00	4,000.00	4,000.00	0.00	01-1-03125-000-000
01-1-03131-000-000	Property Tax Credit	432,733.34	432,733.34	0.00	0.00	(432,733.34)	0.00	01-1-03131-000-000
01-1-03180-000-000	Pro-Rate Motor Vehicle	3,414.63	5,766.36	0.00	15,000.00	9,233.64	38.44	01-1-03180-000-000
01-1-03400-000-000	State Apportionment	0.00	100,841.47	0.00	82,000.00	(18,841.47)	122.98	01-1-03400-000-000
01-1-03535-000-000	Payment for High Ability Learners	0.00	3,162.00	0.00	5,000.00	1,838.00	63.24	01-1-03535-000-000
01-1-03551-000-000	Career Education	0.00	7,500.00	0.00	0.00	(7,500.00)	0.00	01-1-03551-000-000
01-1-04305-000-000	Title 8 (Impact Aid)	0.00	0.00	0.00	34,000.00	34,000.00	0.00	01-1-04305-000-000
01-1-04505-000-000	Title I, Part A ESSA Improving Basic Programs Oper	0.00	0.00	0.00	95,000.00	95,000.00	0.00	01-1-04505-000-000
01-1-04512-000-000	IDEA Part B (611) Base Allocation	0.00	0.00	0.00	144,000.00	144,000.00	0.00	01-1-04512-000-000
01-1-04525-000-000	Federal Vocational & Applied Technology Education	0.00	400.00	0.00	0.00	(400.00)	0.00	01-1-04525-000-000
01-1-04530-000-000	Other Federal Categorical Receipts	0.00	0.00	0.00	15,000.00	15,000.00	0.00	01-1-04530-000-000
01-1-04708-000-000	Medicaid in Public Schools	0.00	9,551.24	0.00	5,500.00	(4,051.24)	173.66	01-1-04708-000-000
01-1-05200-000-000	Fund Transfers In	25.00	1,125.00	0.00	0.00	(1,125.00)	0.00	01-1-05200-000-000
01-1-05300-000-000	Proceeds From the Disposal of Real or Personal Pro	0.00	12,390.50	0.00	0.00	(12,390.50)	0.00	01-1-05300-000-000
I Revenue		1,282,529.34	4,972,248.14	0.00	8,779,629.00	3,807,380.86	56.63	* Account Type

Chase Revenue and Expenditure Report

Printed: 03/07/2024 4:24:44PM
Chase County Schools

General 01								
Account Type	X	Expense						
Source of Revenue/Functi								
Account	Description	M.T.D. Activity	Y.T.D. Activity	Open Encumb.	Current Budget	Budget Balance	% of Budget	State Account Number
Expense								
01-2-01100-000-000	Regular Instruction	75.48	5,657.79	0.00	500.00	(5,157.79)	2,449.30	01-2-01100-000-000
01-2-01100-111-001	Regular Instruction-Salaries of Regular Employees	80,171.20	488,877.11	0.00	1,386,890.72	898,013.61	35.25	01-2-01100-111-001
01-2-01100-111-002	Regular Instruction-Salaries of Regular Employees	54,658.86	448,182.34	0.00	1,527,886.64	1,079,704.30	29.33	01-2-01100-111-002
01-2-01100-111-003	Regular Instruction-Salaries of Regular Employees	59,123.91	393,965.52	0.00	0.00	(393,965.52)	0.00	01-2-01100-111-003
01-2-01100-112-002	Regular Instruction-Salaries of Regular Employees	(3,908.00)	29,982.57	0.00	77,250.00	47,267.43	38.81	01-2-01100-112-002
01-2-01100-122-002	Regular Instruction-Salaries of Temporary Employee	969.00	5,384.74	0.00	5,750.00	365.26	93.65	01-2-01100-122-002
01-2-01100-123-001	Regular Instruction-Salaries of Temporary Employee	4,845.24	25,229.35	0.00	85,000.00	59,770.65	29.68	01-2-01100-123-001
01-2-01100-123-002	Regular Instruction-Salaries of Temporary Employee	2,934.03	19,541.06	0.00	47,500.00	27,958.94	41.14	01-2-01100-123-002
01-2-01100-123-003	Regular Instruction-Salaries of Temporary Employee	1,194.69	10,805.81	0.00	0.00	(10,805.81)	0.00	01-2-01100-123-003
01-2-01100-151-001	Regular Instruction-Additional Compensation Paid t	11,205.41	66,609.40	0.00	165,000.00	98,390.60	40.37	01-2-01100-151-001
01-2-01100-151-002	Regular Instruction-Additional Compensation Paid t	489.28	2,960.68	0.00	13,000.00	10,039.32	22.77	01-2-01100-151-002
01-2-01100-151-003	Regular Instruction-Additional Compensation Paid t	511.74	2,434.00	0.00	0.00	(2,434.00)	0.00	01-2-01100-151-003
01-2-01100-152-001	Regular Instruction-Additional Compensation Paid t	6,894.47	31,410.05	0.00	32,000.00	589.95	98.16	01-2-01100-152-001
01-2-01100-152-003	Regular Instruction-Additional Compensation Paid t	4,273.50	14,514.50	0.00	0.00	(14,514.50)	0.00	01-2-01100-152-003
01-2-01100-211-001	Regular Instruction-Group Insurance for Teachers/P	23,721.90	143,573.28	0.00	347,600.00	204,026.72	41.30	01-2-01100-211-001
01-2-01100-211-002	Regular Instruction-Group Insurance for Teachers/P	17,064.68	144,856.01	0.00	387,720.00	242,863.99	37.36	01-2-01100-211-002
01-2-01100-211-003	Regular Instruction-Group Insurance for Teachers/P	14,583.40	100,806.56	0.00	0.00	(100,806.56)	0.00	01-2-01100-211-003
01-2-01100-212-001	Regular Instruction-Addit (Inc	0.00	0.00	0.00	150.00	150.00	0.00	01-2-01100-212-001
01-2-01100-212-002	Regular Instruction-Salar (BCB	366.65	1,109.42	0.00	12,500.00	11,390.58	8.88	01-2-01100-212-002
01-2-01100-213-001	Regular Instruction-Salar (BCB	358.70	1,752.31	0.00	3,120.31	1,368.00	56.16	01-2-01100-213-001
01-2-01100-213-002	Regular Instruction-Salar (BCB	476.50	1,173.76	0.00	2,000.00	826.24	58.69	01-2-01100-213-002
01-2-01100-213-003	Regular Instruction-Salar (BCB	173.95	821.18	0.00	0.00	(821.18)	0.00	01-2-01100-213-003
01-2-01100-219-002	Early Retirement -HS (BCBS-DBe	0.00	0.00	0.00	250.00	250.00	0.00	01-2-01100-219-002

Chase Revenue and Expenditure Report

Printed: 03/07/2024 4:24:44PM
Chase County Schools

General 01									
Account Type	X	Expense							
Source of Revenue/Functi									
Account	Description	M.T.D. Activity	Y.T.D. Activity	Open Encumb.	Current Budget	Budget Balance	% of Budget	State Account Number	
01-2-01100-221-001	Regular Instruction-Social Security Payments for T	6,482.58	39,569.10	0.00	104,601.66	65,032.56	37.83	01-2-01100-221-001	
01-2-01100-221-002	Regular Instruction-Social Security Payments for T	4,003.44	33,154.86	0.00	103,104.65	69,949.79	32.16	01-2-01100-221-002	
01-2-01100-221-003	Regular Instruction-Social Security Payments for T	4,461.64	29,658.04	0.00	0.00	(29,658.04)	0.00	01-2-01100-221-003	
01-2-01100-222-001	Regular Instruction-Addit (FIC	527.42	2,402.85	0.00	2,327.28	(75.57)	103.25	01-2-01100-222-001	
01-2-01100-222-002	Regular Instruction-Salar (FIC	(245.46)	2,649.08	0.00	5,257.99	2,608.91	50.38	01-2-01100-222-002	
01-2-01100-222-003	Regular Instruction-Addit (FIC	326.93	1,110.35	0.00	0.00	(1,110.35)	0.00	01-2-01100-222-003	
01-2-01100-223-001	Regular Instruction-Social Security Payments for S	353.41	1,902.65	0.00	6,526.46	4,623.81	29.15	01-2-01100-223-001	
01-2-01100-223-002	Regular Instruction-Social Security Payments for S	205.25	1,441.89	0.00	3,486.82	2,044.93	41.35	01-2-01100-223-002	
01-2-01100-223-003	Regular Instruction-Social Security Payments for S	84.90	809.61	0.00	0.00	(809.61)	0.00	01-2-01100-223-003	
01-2-01100-229-002	Early Retirement -HS (FICA)	0.00	0.00	0.00	100.00	100.00	0.00	01-2-01100-229-002	
01-2-01100-231-001	Regular Instruction-Retirement Contributions for T	6,718.74	40,838.26	0.00	101,246.39	60,408.13	40.34	01-2-01100-231-001	
01-2-01100-231-002	Regular Instruction-Retirement Contributions for T	4,028.06	33,144.85	0.00	104,978.80	71,833.95	31.57	01-2-01100-231-002	
01-2-01100-231-003	Regular Instruction-Retirement Contributions for T	4,384.95	29,177.99	0.00	0.00	(29,177.99)	0.00	01-2-01100-231-003	
01-2-01100-232-002	Regular Instruction-Salar (NPE	(359.36)	2,064.55	0.00	5,086.57	3,022.02	40.59	01-2-01100-232-002	
01-2-01100-233-001	Regular Instruction-Retirement Contributions for S	14.13	331.85	0.00	1,092.84	760.99	30.37	01-2-01100-233-001	
01-2-01100-233-002	Regular Instruction-Retirement Contributions for S	20.57	394.81	0.00	998.40	603.59	39.54	01-2-01100-233-002	
01-2-01100-233-003	Regular Instruction-Retirement Contributions for S	20.55	187.39	0.00	0.00	(187.39)	0.00	01-2-01100-233-003	
01-2-01100-237-001	Regular Instruction-Increased Retirement Contrib	2,312.10	14,137.97	0.00	35,144.17	21,006.20	40.23	01-2-01100-237-001	
01-2-01100-237-002	Regular Instruction-Salar (NPE	1,266.90	12,226.86	0.00	38,140.56	25,913.70	32.06	01-2-01100-237-002	
01-2-01100-237-003	Regular Instruction-Salar (NPE	1,512.87	10,073.50	0.00	0.00	(10,073.50)	0.00	01-2-01100-237-003	
01-2-01100-239-002	Early Retirement -HS	0.00	0.00	0.00	1,040.00	1,040.00	0.00	01-2-01100-239-002	
01-2-01100-281-001	Regular Instruction-Health Benefits Paid for Teach	786.35	6,699.89	0.00	26,970.02	20,270.13	28.18	01-2-01100-281-001	
01-2-01100-281-002	Regular Instruction-Health Benefits Paid for Teach	378.06	9,780.81	0.00	21,072.29	11,291.48	46.42	01-2-01100-281-002	
01-2-01100-281-003	Regular Instruction-Health Benefits Paid for Teach	(92.69)	2,721.13	0.00	0.00	(2,721.13)	0.00	01-2-01100-281-003	
01-2-01100-282-002	Regular Instruction-Salar (HSA	0.00	0.00	0.00	115.00	115.00	0.00	01-2-01100-282-002	

Chase Revenue and Expenditure Report

Printed: 03/07/2024 4:24:44PM
Chase County Schools

General 01								
Account Type	X	Expense						
Source of Revenue/Functi								
Account	Description	M.T.D. Activity	Y.T.D. Activity	Open Encumb.	Current Budget	Budget Balance	% of Budget	State Account Number
01-2-01100-283-001	Regular Instruction-Salar (HSA	2.89	188.47	0.00	325.00	136.53	57.99	01-2-01100-283-001
01-2-01100-283-002	Regular Instruction-Salar (HSA	13.14	25.09	0.00	300.00	274.91	8.36	01-2-01100-283-002
01-2-01100-283-003	Regular Instruction-Salar (HSA	0.95	55.64	0.00	0.00	(55.64)	0.00	01-2-01100-283-003
01-2-01100-580-000	Regular Instruction-Travel	0.00	8,507.73	0.00	3,750.00	(4,757.73)	251.53	01-2-01100-580-000
01-2-01100-580-001	Regular Instruction-Travel	180.90	1,080.50	74.10	3,750.00	2,595.40	39.19	01-2-01100-580-001
01-2-01100-580-002	Regular Instruction-Travel	0.00	2,501.37	0.00	1,250.00	(1,251.37)	221.34	01-2-01100-580-002
01-2-01100-580-003	Regular Instruction-Travel	0.00	248.00	0.00	0.00	(248.00)	0.00	01-2-01100-580-003
01-2-01100-610-000	Regular Instruction-General Supplies	845.11	9,429.74	4,645.62	20,000.00	5,924.64	84.01	01-2-01100-610-000
01-2-01100-610-001	Regular Instruction-General Supplies	0.00	3,020.52	1,497.60	8,000.00	3,481.88	56.48	01-2-01100-610-001
01-2-01100-610-001-06	Regular Instruction-General Supplies-English 7-12	0.00	828.94	457.00	3,000.00	1,714.06	42.86	01-2-01100-610-001-06
01-2-01100-610-001-08	Regular Instruction-General Supplies-Math 7-12	0.00	149.90	0.00	3,000.00	2,850.10	5.00	01-2-01100-610-001-08
01-2-01100-610-001-10	Regular Instruction-General Supplies-Science 7-12	386.19	4,021.06	619.56	15,000.00	10,359.38	30.94	01-2-01100-610-001-10
01-2-01100-610-001-12	Regular Instruction-General Supplies-Social S 7-12	0.00	356.64	0.00	1,625.00	1,268.36	21.95	01-2-01100-610-001-12
01-2-01100-610-001-14	Regular Instruction-General Supplies-Art 7-12	0.00	528.04	0.00	6,000.00	5,471.96	21.22	01-2-01100-610-001-14
01-2-01100-610-001-16	Regular Instruction-General Supplies-Music 7-12	0.00	3,497.77	180.00	6,000.00	2,322.23	61.30	01-2-01100-610-001-16
01-2-01100-610-001-18	Regular Instruction-General Supplies-Band 7-12	0.00	2,915.86	500.00	4,000.00	584.14	113.96	01-2-01100-610-001-18
01-2-01100-610-001-20	Regular Instruction-General Supplies-PE 7-12	0.00	0.00	0.00	4,500.00	4,500.00	0.00	01-2-01100-610-001-20
01-2-01100-610-001-21	Regular Instruction-General Supplies-STEM	0.00	1,678.79	0.00	2,500.00	821.21	69.60	01-2-01100-610-001-21
01-2-01100-610-001-22	Regular Instruction-General Supplies-Family Consum	1,112.50	5,276.92	99.15	8,000.00	2,623.93	82.01	01-2-01100-610-001-22
01-2-01100-610-001-23	Regular Instruction-General Supplies-Woods	2,239.45	8,714.24	1,146.29	9,000.00	(860.53)	122.93	01-2-01100-610-001-23
01-2-01100-610-001-24	Regular Instruction-General Supplies-Ag	2,426.82	9,592.37	310.00	7,500.00	(2,402.37)	132.03	01-2-01100-610-001-24
01-2-01100-610-001-25	Regular Instruction-General Supplies-Spanish	280.84	534.02	7.44	1,500.00	958.54	48.75	01-2-01100-610-001-25
01-2-01100-610-001-26	Regular Instruction-General Supplies-Business	514.26	622.10	34.99	3,500.00	2,842.91	31.71	01-2-01100-610-001-26
01-2-01100-610-002	Regular Instruction-General Supplies	0.00	425.97	0.00	3,000.00	2,574.03	31.39	01-2-01100-610-002

Chase Revenue and Expenditure Report

Printed: 03/07/2024 4:24:44PM
Chase County Schools

General 01									
Account Type	X	Expense							
Source of Revenue/Functi									
Account	Description	M.T.D. Activity	Y.T.D. Activity	Open Encumb.	Current Budget	Budget Balance	% of Budget	State Account Number	
01-2-01100-610-002-00	Regular Instruction-General Supplies-Kindergarten	204.60	472.03	73.99	3,000.00	2,453.98	19.94	01-2-01100-610-002-00	
01-2-01100-610-002-01	Regular Instruction-General Supplies-First Grade	242.05	692.55	181.48	3,000.00	2,125.97	29.13	01-2-01100-610-002-01	
01-2-01100-610-002-02	Regular Instruction-General Supplies-Second Grade	11.98	1,204.47	578.03	3,000.00	1,217.50	72.38	01-2-01100-610-002-02	
01-2-01100-610-002-03	Regular Instruction-General Supplies-Third Grade	20.00	209.06	7.00	3,000.00	2,783.94	7.87	01-2-01100-610-002-03	
01-2-01100-610-002-04	Regular Instruction-General Supplies-Fourth Grade	0.00	48.08	28.45	3,000.00	2,923.47	2.78	01-2-01100-610-002-04	
01-2-01100-610-002-05	Regular Instruction-General Supplies-English 5-6	0.00	0.00	253.67	0.00	(253.67)	0.00	01-2-01100-610-002-05	
01-2-01100-610-002-07	Regular Instruction-General Supplies-Math 5-6	0.00	0.00	0.00	1,500.00	1,500.00	0.00	01-2-01100-610-002-07	
01-2-01100-610-002-09	Regular Instruction-General Supplies-Science 5-6	0.00	0.00	0.00	2,000.00	2,000.00	0.00	01-2-01100-610-002-09	
01-2-01100-610-002-11	Regular Instruction-General Supplies-Social St 5-6	0.00	0.00	0.00	1,500.00	1,500.00	0.00	01-2-01100-610-002-11	
01-2-01100-610-002-13	Regular Instruction-General Supplies-Art K-6	2,065.30	2,065.30	2,693.89	10,000.00	5,240.81	47.59	01-2-01100-610-002-13	
01-2-01100-610-002-15	Regular Instruction-General Supplies-Music K-6	265.41	1,847.21	488.86	3,000.00	663.93	88.74	01-2-01100-610-002-15	
01-2-01100-610-002-17	Regular Instruction-General Supplies-Band 5-6	1,630.14	2,195.12	60.00	10,000.00	7,744.88	22.55	01-2-01100-610-002-17	
01-2-01100-610-002-19	Regular Instruction-General Supplies-PE K-6	224.17	496.79	179.85	3,000.00	2,323.36	22.55	01-2-01100-610-002-19	
01-2-01100-610-003	Regular Instruction-General Supplies	17.16	479.04	30.00	0.00	(509.04)	0.00	01-2-01100-610-003	
01-2-01100-610-003-05	Regular Instruction-General Supplies-English 5-6	162.31	728.96	147.26	1,500.00	623.78	71.88	01-2-01100-610-003-05	
01-2-01100-610-003-06	Regular Instruction-General Supplies-English 7-12	0.00	140.00	0.00	0.00	(140.00)	0.00	01-2-01100-610-003-06	
01-2-01100-610-003-07	Regular Instruction-General Supplies-Math 5-6	0.00	0.00	399.80	0.00	(399.80)	0.00	01-2-01100-610-003-07	
01-2-01100-610-003-08	Regular Instruction-General Supplies-Math 7-12	0.00	59.88	0.00	0.00	(59.88)	0.00	01-2-01100-610-003-08	
01-2-01100-610-003-09	Regular Instruction-General Supplies-Science 5-6	0.00	34.50	0.00	0.00	(34.50)	0.00	01-2-01100-610-003-09	
01-2-01100-610-003-10	Regular Instruction-General Supplies-Science 7-12	0.00	131.91	0.00	0.00	(131.91)	0.00	01-2-01100-610-003-10	

Chase Revenue and Expenditure Report

Printed: 03/07/2024 4:24:44PM
Chase County Schools

General 01									
Account Type	X	Expense							
Source of Revenue/Functi									
Account	Description	M.T.D. Activity	Y.T.D. Activity	Open Encumb.	Current Budget	Budget Balance	% of Budget	State Account Number	
01-2-01100-610-003-14	Regular Instruction-General Supplies-Art 7-12	349.15	504.66	3.87	0.00	(508.53)	0.00	01-2-01100-610-003-14	
01-2-01100-610-003-16	Regular Instruction-General Supplies-Music 7-12	0.00	135.00	0.00	0.00	(135.00)	0.00	01-2-01100-610-003-16	
01-2-01100-610-003-17	Regular Instruction-General Supplies-Band 5-6	0.00	3,143.34	0.00	0.00	(3,143.34)	0.00	01-2-01100-610-003-17	
01-2-01100-610-003-18	Regular Instruction-General Supplies-Band 7-12	0.00	155.00	0.00	0.00	(155.00)	0.00	01-2-01100-610-003-18	
01-2-01100-640-000	Regular Instruction-Books and Periodical	0.00	4,955.50	0.00	1,000.00	(3,955.50)	516.75	01-2-01100-640-000	
01-2-01100-640-001	Regular Instruction-Books and Periodical	3,550.30	16,253.97	5,578.93	60,000.00	38,167.10	36.62	01-2-01100-640-001	
01-2-01100-640-002	Regular Instruction-Books and Periodical	35.27	2,147.61	1,914.47	60,000.00	55,937.92	6.80	01-2-01100-640-002	
01-2-01100-640-003	Regular Instruction-Books and Periodical	0.00	1,460.53	0.00	0.00	(1,460.53)	0.00	01-2-01100-640-003	
01-2-01100-641-002	Regular Instruction-E-Books	0.00	0.00	0.00	500.00	500.00	0.00	01-2-01100-641-002	
01-2-01100-643-000	Regular Instruction-Web/Cloud Based Software	26,020.00	33,101.25	0.00	40,000.00	6,898.75	82.75	01-2-01100-643-000	
01-2-01100-733-000	Regular Instruction - Furniture & Fixtures	0.00	216.68	0.00	2,500.00	2,283.32	30.67	01-2-01100-733-000	
01-2-01100-733-001	Regular Instruction-Furniture and Fixtures	0.00	0.00	0.00	3,000.00	3,000.00	0.00	01-2-01100-733-001	
01-2-01100-733-002	Regular Instruction-Furniture and Fixtures	0.00	0.00	0.00	3,000.00	3,000.00	0.00	01-2-01100-733-002	
01-2-01100-734-000	Regular Instruction-Technology-Related Hardware	10,887.00	32,900.96	0.00	115,000.00	82,099.04	32.77	01-2-01100-734-000	
01-2-01100-734-001	Regular Instruction-Technology-Related Hardware	695.00	8,428.07	3,193.84	8,000.00	(3,621.91)	155.50	01-2-01100-734-001	
01-2-01100-734-002	Regular Instruction-Technology-Related Hardware	0.00	2,299.00	0.00	3,000.00	701.00	76.63	01-2-01100-734-002	
01-2-01100-735-000	Regular Instruction-Technology Software	255.47	305.46	129.00	15,000.00	14,565.54	4.22	01-2-01100-735-000	
01-2-01100-735-001	Regular Instruction-Technology Software	0.00	255.00	0.00	5,000.00	4,745.00	5.10	01-2-01100-735-001	
01-2-01100-735-002	Regular Instruction-Technology Software	0.00	0.00	0.00	10,000.00	10,000.00	0.00	01-2-01100-735-002	
01-2-01100-810-000	Regular Instruction-Dues and Fees	580.00	3,635.07	0.00	1,500.00	(2,135.07)	255.60	01-2-01100-810-000	

Chase Revenue and Expenditure Report

Printed: 03/07/2024 4:24:44PM
Chase County Schools

General 01								
Account Type	X	Expense						
Source of Revenue/Functi								
Account	Description	M.T.D. Activity	Y.T.D. Activity	Open Encumb.	Current Budget	Budget Balance	% of Budget	State Account Number
01-2-01100-810-001	Regular Instruction-Dues and Fees	195.00	4,500.17	0.00	10,000.00	5,499.83	46.21	01-2-01100-810-001
01-2-01100-810-002	Regular Instruction-Dues and Fees	0.00	1,097.00	0.00	1,500.00	403.00	73.13	01-2-01100-810-002
01-2-01100-810-003	Regular Instruction-Dues and Fees	40.00	590.00	0.00	0.00	(590.00)	0.00	01-2-01100-810-003
01-2-01100-890-000	Regular Instruction-Miscellaneous Expenditures	0.00	1,800.00	0.00	15,000.00	13,200.00	12.00	01-2-01100-890-000
01-2-01100-890-001	Regular Instruction-Miscellaneous Expenditures	4,761.00	4,761.00	0.00	15,000.00	10,239.00	31.74	01-2-01100-890-001
01-2-01100-890-002	Regular Instruction-Miscellaneous Expenditures	0.00	0.00	0.00	5,000.00	5,000.00	0.00	01-2-01100-890-002
01-2-01150-111-001	Limited English Proficiency Programs-Salaries of R	0.00	0.00	0.00	5,000.00	5,000.00	0.00	01-2-01150-111-001
01-2-01150-111-002	Limited English Proficiency Programs-Salaries of R	5,951.46	35,708.76	0.00	72,000.00	36,291.24	49.60	01-2-01150-111-002
01-2-01150-123-000	Limited English Proficiency Programs-Salaries of T	4,410.00	22,780.60	0.00	34,307.02	11,526.42	66.40	01-2-01150-123-000
01-2-01150-211-001	Limited English Proficiency Programs-Group Insuran	0.00	0.00	0.00	50.00	50.00	0.00	01-2-01150-211-001
01-2-01150-211-002	Limited English Proficiency Programs-Group Insuran	773.17	4,630.25	0.00	9,000.00	4,369.75	51.45	01-2-01150-211-002
01-2-01150-213-000	Limited English Proficien (BCB	35.58	227.58	0.00	300.00	72.42	75.86	01-2-01150-213-000
01-2-01150-221-001	Limited English Proficiency Programs-Social Securi	0.00	0.00	0.00	200.00	200.00	0.00	01-2-01150-221-001
01-2-01150-221-002	Limited English Proficiency Programs-Social Securi	448.27	2,689.61	0.00	6,000.00	3,310.39	44.83	01-2-01150-221-002
01-2-01150-223-000	Limited English Proficiency Programs-Social Securi	337.36	1,742.42	0.00	2,750.00	1,007.58	63.36	01-2-01150-223-000
01-2-01150-231-001	Limited English Proficiency Programs-Retirement Co	0.00	0.00	0.00	500.00	500.00	0.00	01-2-01150-231-001
01-2-01150-231-002	Limited English Proficiency Programs-Retirement Co	437.61	2,625.64	0.00	5,500.00	2,874.36	47.74	01-2-01150-231-002
01-2-01150-233-000	Limited English Proficiency Programs-Retirement Co	324.26	1,577.53	0.00	2,500.00	922.47	63.10	01-2-01150-233-000
01-2-01150-237-000	Limited English Proficiency Programs-Increased Ret	111.35	541.74	0.00	1,000.00	458.26	54.17	01-2-01150-237-000
01-2-01150-237-001	Limited English Proficien (NPE	0.00	0.00	0.00	100.00	100.00	0.00	01-2-01150-237-001
01-2-01150-237-002	Limited English Proficien (NPE	150.28	901.67	0.00	2,000.00	1,098.33	45.08	01-2-01150-237-002
01-2-01150-283-000	Limited English Proficien (HSA	0.00	2.26	0.00	0.00	(2.26)	0.00	01-2-01150-283-000
01-2-01150-610-000	Limited English Proficiency Programs-General Suppl	1,377.20	3,277.20	0.00	500.00	(2,777.20)	675.44	01-2-01150-610-000
01-2-01150-610-001	Limited English Proficiency Programs-General Suppl	0.00	0.00	0.00	750.00	750.00	0.00	01-2-01150-610-001

Chase Revenue and Expenditure Report

Printed: 03/07/2024 4:24:44PM
Chase County Schools

General 01									
Account Type	X	Expense							
Source of Revenue/Functi									
Account	Description	M.T.D. Activity	Y.T.D. Activity	Open Encumb.	Current Budget	Budget Balance	% of Budget	State Account Number	
01-2-01150-610-002	Limited English Proficiency Programs-General Suppl	0.00	34.50	0.00	0.00	(34.50)	0.00	01-2-01150-610-002	
01-2-01150-640-000	Limited English Proficiency Programs-Books and Per	0.00	0.00	0.00	500.00	500.00	0.00	01-2-01150-640-000	
01-2-01150-642-000	Limited English Proficiency Programs-Audio-Visual	0.00	0.00	0.00	500.00	500.00	0.00	01-2-01150-642-000	
01-2-01150-890-000	Limited English Proficiency Programs-Miscellaneous	0.00	0.00	0.00	4,135.41	4,135.41	0.00	01-2-01150-890-000	
01-2-01200-111-001	Special Education Instructional Programs - School	8,207.29	49,243.79	0.00	112,545.58	63,301.79	43.75	01-2-01200-111-001	
01-2-01200-111-002	Special Education Instructional Programs - School	9,282.08	56,217.81	0.00	80,501.32	24,283.51	69.83	01-2-01200-111-002	
01-2-01200-111-003	Special Education Instructional Programs - School	3,785.83	22,714.99	0.00	0.00	(22,714.99)	0.00	01-2-01200-111-003	
01-2-01200-112-001	Special Education Instructional Programs - School	10,634.26	52,875.63	0.00	99,856.36	46,980.73	52.95	01-2-01200-112-001	
01-2-01200-112-002	Special Education Instructional Programs - School	30,814.65	104,974.64	0.00	115,983.98	11,009.34	90.51	01-2-01200-112-002	
01-2-01200-112-003	Special Education Instructional Programs - School	7,142.09	31,745.85	0.00	0.00	(31,745.85)	0.00	01-2-01200-112-003	
01-2-01200-122-001	Special Education Instructional Programs - School	540.00	1,980.00	0.00	2,953.65	973.65	67.04	01-2-01200-122-001	
01-2-01200-122-002	Special Education Instructional Programs - School	126.00	597.00	0.00	8,442.72	7,845.72	7.07	01-2-01200-122-002	
01-2-01200-122-003	Special Education Instructional Programs - School	0.00	477.00	0.00	0.00	(477.00)	0.00	01-2-01200-122-003	
01-2-01200-123-002	Special Education Instructional Programs - School	56.00	56.00	0.00	3,081.90	3,025.90	1.82	01-2-01200-123-002	
01-2-01200-123-003	Special Education Instructional Programs - School	23.33	583.34	0.00	0.00	(583.34)	0.00	01-2-01200-123-003	
01-2-01200-211-001	Special Education Instructional Programs - School	1,749.05	10,465.25	0.00	24,362.42	13,897.17	42.96	01-2-01200-211-001	
01-2-01200-211-002	Special Education Instructional Programs - School	1,918.80	11,541.76	0.00	12,796.62	1,254.86	90.19	01-2-01200-211-002	
01-2-01200-211-003	Special Education Instructional Programs - School	35.18	211.37	0.00	0.00	(211.37)	0.00	01-2-01200-211-003	
01-2-01200-212-001	ES-Aide SPED Health Ins	1,580.46	9,339.85	0.00	16,159.86	6,820.01	57.80	01-2-01200-212-001	
01-2-01200-212-002	HS-Aide SPED Health Ins	1,169.81	6,856.85	0.00	15,897.21	9,040.36	43.13	01-2-01200-212-002	
01-2-01200-212-003	MS-Aide SPED Health Ins	2,046.47	4,567.36	0.00	0.00	(4,567.36)	0.00	01-2-01200-212-003	
01-2-01200-213-003	Special Education Instruc (BCB	9.04	103.83	0.00	0.00	(103.83)	0.00	01-2-01200-213-003	

Chase Revenue and Expenditure Report

Printed: 03/07/2024 4:24:44PM
Chase County Schools

General 01								
Account Type	X	Expense						
Source of Revenue/Functi								
Account	Description	M.T.D. Activity	Y.T.D. Activity	Open Encumb.	Current Budget	Budget Balance	% of Budget	State Account Number
01-2-01200-221-001	Special Education Instructional Programs - School	624.37	3,746.26	0.00	8,250.00	4,503.74	45.41	01-2-01200-221-001
01-2-01200-221-002	Special Education Instructional Programs - School	681.63	4,129.95	0.00	5,750.00	1,620.05	71.83	01-2-01200-221-002
01-2-01200-221-003	Special Education Instructional Programs - School	285.26	1,711.62	0.00	0.00	(1,711.62)	0.00	01-2-01200-221-003
01-2-01200-222-001	ES-Aide SPED SS	759.38	3,634.91	0.00	6,750.00	3,115.09	53.85	01-2-01200-222-001
01-2-01200-222-002	HS-Aide SPED SS	2,285.65	7,588.41	0.00	8,250.00	661.59	91.98	01-2-01200-222-002
01-2-01200-222-003	MS-Aide SPED SS	436.08	2,220.03	0.00	0.00	(2,220.03)	0.00	01-2-01200-222-003
01-2-01200-223-002	HS-Sub SPED SS	4.28	4.28	0.00	275.00	270.72	1.56	01-2-01200-223-002
01-2-01200-223-003	MS-Sub SPED SS	1.29	38.93	0.00	0.00	(38.93)	0.00	01-2-01200-223-003
01-2-01200-231-001	Special Education Instructional Programs - School	603.47	3,620.83	0.00	8,000.00	4,379.17	45.26	01-2-01200-231-001
01-2-01200-231-002	Special Education Instructional Programs - School	682.46	4,133.40	0.00	6,500.00	2,366.60	63.59	01-2-01200-231-002
01-2-01200-231-003	Special Education Instructional Programs - School	278.39	1,670.31	0.00	0.00	(1,670.31)	0.00	01-2-01200-231-003
01-2-01200-232-001	ES-Aide SPED NPERS	697.27	3,237.05	0.00	6,898.44	3,661.39	46.92	01-2-01200-232-001
01-2-01200-232-002	HS-Aide SPED NPERS	2,265.73	7,578.17	0.00	8,528.08	949.91	88.86	01-2-01200-232-002
01-2-01200-232-003	MS-Aide SPED NPERS	525.14	2,334.23	0.00	0.00	(2,334.23)	0.00	01-2-01200-232-003
01-2-01200-237-001	Special Education Instruc (NPE	446.67	2,355.01	0.00	5,210.72	2,855.71	45.20	01-2-01200-237-001
01-2-01200-237-002	Special Education Instruc (NPE	1,012.42	4,021.76	0.00	4,981.30	959.54	80.74	01-2-01200-237-002
01-2-01200-237-003	Special Education Instruc (NPE	275.93	1,375.16	0.00	0.00	(1,375.16)	0.00	01-2-01200-237-003
01-2-01200-281-001	Special Education Instruc (HSA	579.31	855.55	0.00	1,610.53	754.98	53.12	01-2-01200-281-001
01-2-01200-281-002	HS-Teach SPED HRA	46.70	237.46	0.00	1,650.91	1,413.45	14.38	01-2-01200-281-002
01-2-01200-282-001	ES-Aide SPED HRA	0.00	0.00	0.00	500.00	500.00	0.00	01-2-01200-282-001
01-2-01200-282-002	HS-Aide SPED HRA	0.00	0.00	0.00	1,850.00	1,850.00	0.00	01-2-01200-282-002
01-2-01200-282-003	MS-Aide SPED HRA	288.49	624.74	0.00	0.00	(624.74)	0.00	01-2-01200-282-003
01-2-01200-320-000	Special Education Instructional Programs - School	3,625.00	21,750.00	0.00	15,000.00	(6,750.00)	169.17	01-2-01200-320-000
01-2-01200-540-000	Special Education Instructional Programs - School	0.00	107.40	0.00	1,413.40	1,306.00	7.60	01-2-01200-540-000
01-2-01200-562-002	SPED tuition to other schools	1,045.00	5,010.00	0.00	10,000.00	4,990.00	60.55	01-2-01200-562-002
01-2-01200-580-002	Special Education Instructional Programs - School	0.00	0.00	0.00	750.00	750.00	0.00	01-2-01200-580-002
01-2-01200-591-000	Special Education Instructional Programs - School	0.00	2,072.60	0.00	5,000.00	2,927.40	74.01	01-2-01200-591-000
01-2-01200-610-000	Special Education Instructional Programs - School	200.00	200.00	695.06	14,000.00	13,104.94	6.39	01-2-01200-610-000
01-2-01200-610-001	Special Education Instructional Programs - School	42.70	184.51	0.00	2,000.00	1,815.49	9.23	01-2-01200-610-001

Chase Revenue and Expenditure Report

Printed: 03/07/2024 4:24:44PM
Chase County Schools

General 01								
Account Type	X	Expense						
Source of Revenue/Functi								
Account	Description	M.T.D. Activity	Y.T.D. Activity	Open Encumb.	Current Budget	Budget Balance	% of Budget	State Account Number
01-2-01200-610-002	Special Education Instructional Programs - School	304.83	3,847.26	1,498.84	12,000.00	6,653.90	45.10	01-2-01200-610-002
01-2-01200-610-003	Special Education Instructional Programs - School	0.00	1,113.20	188.32	0.00	(1,301.52)	0.00	01-2-01200-610-002
01-2-01200-640-001	Special Education Instructional Programs - School	0.00	246.31	0.00	5,500.00	5,253.69	4.48	01-2-01200-640-001
01-2-01200-640-002	Special Education Instructional Programs - School	0.00	0.00	0.00	4,250.00	4,250.00	0.00	01-2-01200-640-002
01-2-01200-810-002	Special Education Instructional Programs - School	0.00	0.00	0.00	500.00	500.00	0.00	01-2-01200-810-002
01-2-01291-332-000	Special Education Instructional Programs - 3 to 5	214.40	790.80	0.00	2,000.00	1,209.20	54.28	01-2-01291-332-000
01-2-02120-111-001	Guidance Services-Salaries of Regular Employees Pa	4,704.86	28,229.16	0.00	75,888.93	47,659.77	37.20	01-2-02120-111-001
01-2-02120-111-002	Guidance Services-Salaries of Regular Employees Pa	23,533.09	23,533.09	0.00	71,997.19	48,464.10	32.69	01-2-02120-111-002
01-2-02120-111-003	Guidance Services-Salaries of Regular Employees Pa	9,412.70	17,254.20	0.00	0.00	(17,254.20)	0.00	01-2-02120-111-003
01-2-02120-211-001	Guidance Services-Group Insurance for Teachers/Pro	1,572.18	9,407.36	0.00	24,917.69	15,510.33	37.75	01-2-02120-211-001
01-2-02120-211-002	Guidance Services-Group Insurance for Teachers/Pro	8,384.10	8,384.10	0.00	18,594.90	10,210.80	45.09	01-2-02120-211-002
01-2-02120-211-003	Guidance Services-Salarie (BCB	3,275.79	5,887.77	0.00	0.00	(5,887.77)	0.00	01-2-02120-211-003
01-2-02120-221-001	Guidance Services-Social Security Payments for Tea	351.98	2,112.01	0.00	5,675.23	3,563.22	37.21	01-2-02120-221-001
01-2-02120-221-002	Guidance Services-Social Security Payments for Tea	1,787.04	1,787.04	0.00	5,439.05	3,652.01	32.86	01-2-02120-221-002
01-2-02120-221-003	Guidance Services-Salarie (FIC	703.84	1,290.56	0.00	0.00	(1,290.56)	0.00	01-2-02120-221-003
01-2-02120-231-001	Guidance Services-Retirement Contributions for Tea	345.93	2,075.60	0.00	5,580.13	3,504.53	37.20	01-2-02120-231-001
01-2-02120-231-002	Guidance Services-Retirement Contributions for Tea	1,757.28	1,757.28	0.00	5,293.96	3,536.68	33.19	01-2-02120-231-002
01-2-02120-231-003	Guidance Services-Salarie (NPE	692.05	1,268.67	0.00	0.00	(1,268.67)	0.00	01-2-02120-231-003
01-2-02120-237-001	Guidance Services-Salarie (NPE	118.80	712.79	0.00	1,916.25	1,203.46	37.20	01-2-02120-237-001
01-2-02120-237-002	Guidance Services-Salarie (NPE	603.48	603.48	0.00	1,818.01	1,214.53	33.19	01-2-02120-237-002
01-2-02120-237-003	Guidance Services-Salarie (NPE	237.66	435.66	0.00	0.00	(435.66)	0.00	01-2-02120-237-003
01-2-02120-281-000	Guidance Services-Health Benefits Paid for Teacher	0.00	(263.38)	0.00	0.00	263.38	0.00	01-2-02120-281-000
01-2-02120-281-002	Guidance Services-Salarie (HSA	1,388.10	1,388.10	0.00	0.00	(1,388.10)	0.00	01-2-02120-281-002
01-2-02120-281-003	Guidance Services-Salarie (HSA	455.56	455.56	0.00	0.00	(455.56)	0.00	01-2-02120-281-003

Chase Revenue and Expenditure Report

Printed: 03/07/2024 4:24:44PM
Chase County Schools

General 01								
Account Type	X	Expense						
Source of Revenue/Functi								
Account	Description	M.T.D. Activity	Y.T.D. Activity	Open Encumb.	Current Budget	Budget Balance	% of Budget	State Account Number
01-2-02120-610-000	Guidance Services-General Supplies	0.00	750.72	1,079.76	2,000.00	169.52	91.52	01-2-02120-610-000
01-2-02130-116-000	Health Services-Salaries of Regular Employees Paid	4,708.33	28,249.99	0.00	56,241.90	27,991.91	50.23	01-2-02130-116-000
01-2-02130-120-000	Health Services-Salaries of Temporary Employees Pa	140.00	886.71	0.00	2,067.29	1,180.58	42.89	01-2-02130-120-000
01-2-02130-216-000	Health Services-Salaries (BCB	1,587.96	9,527.76	0.00	19,049.83	9,522.07	50.01	01-2-02130-216-000
01-2-02130-220-000	Health Services-Social Security Payments for Non-I	10.71	67.83	0.00	152.97	85.14	44.34	01-2-02130-220-000
01-2-02130-226-000	Health Services-Salaries (FIC	341.23	2,047.37	0.00	4,090.78	2,043.41	50.05	01-2-02130-226-000
01-2-02130-230-000	Health Services-Retirement Contributions for Non-I	0.00	0.00	0.00	25.00	25.00	0.00	01-2-02130-230-000
01-2-02130-236-000	Health Services-Salaries (NPE	346.19	2,077.14	0.00	4,135.36	2,058.22	50.23	01-2-02130-236-000
01-2-02130-237-000	Health Services-Increased Retirement Contributions	118.89	713.34	0.00	1,423.64	710.30	50.11	01-2-02130-237-000
01-2-02130-610-000	Health Services-General Supplies	0.00	219.19	366.30	1,250.00	664.51	46.84	01-2-02130-610-000
01-2-02130-810-000	Health Services-Dues and Fees	0.00	0.00	0.00	200.00	200.00	0.00	01-2-02130-810-000
01-2-02140-320-000	Psychological Services-Professional Educational Se	7,214.67	43,288.02	0.00	88,000.00	44,711.98	57.39	01-2-02140-320-000
01-2-02142-320-000	Psych ESU - Ages 3 to 5 - Professional Educational	333.33	1,999.98	0.00	4,000.00	2,000.02	58.33	01-2-02142-320-000
01-2-02151-591-000	Speech ESU - school age	2,867.95	139,805.36	0.00	45,000.00	(94,805.36)	328.36	01-2-02151-591-000
01-2-02161-591-000	OT ESU - School Age	0.00	0.00	0.00	5,241.89	5,241.89	0.00	01-2-02161-591-000
01-2-02213-330-000	Instructional Staff Training-Employee Training and Staff Dev Travel (mil,meals,hotel)	0.00	13,180.00	18,895.00	30,000.00	(2,075.00)	106.92	01-2-02213-330-000
01-2-02213-580-000	Library/Media Services-Salaries of Regular Employee	0.00	0.00	0.00	1,000.00	1,000.00	0.00	01-2-02213-580-000
01-2-02220-111-000	Library/Media Services-Salaries of Regular Employee	3,384.14	17,516.20	0.00	34,965.37	17,449.17	50.10	01-2-02220-111-000
01-2-02220-112-000	Library/Media Services-Salaries of Regular Employee	2,111.66	9,868.68	0.00	18,206.70	8,338.02	54.20	01-2-02220-112-000
01-2-02220-122-000	Library/Media Services-Salaries of Temporary Emplo	90.00	486.00	0.00	750.00	264.00	64.80	01-2-02220-122-000
01-2-02220-211-000	Library/Media Services-Group Insurance for Teacher	908.29	5,314.71	0.00	10,578.05	5,263.34	50.24	01-2-02220-211-000
01-2-02220-212-000	Library/Media Services-Group Insurance for Instruc	3.79	18.85	0.00	50.00	31.15	37.70	01-2-02220-212-000
01-2-02220-213-000	Library/Media Services-Sa (BCB	0.00	0.00	0.00	50.00	50.00	0.00	01-2-02220-213-000
01-2-02220-221-000	Library/Media Services-Social Security Payments fo	184.59	905.24	0.00	1,833.96	928.72	49.36	01-2-02220-221-000
01-2-02220-222-000	Library/Media Services-Social Security Payments fo	168.43	792.15	0.00	1,441.51	649.36	54.95	01-2-02220-222-000

Chase Revenue and Expenditure Report

Printed: 03/07/2024 4:24:44PM
Chase County Schools

General 01									
Account Type	X	Expense							
Source of Revenue/Functi									
Account	Description	M.T.D. Activity	Y.T.D. Activity	Open Encumb.	Current Budget	Budget Balance	% of Budget	State Account Number	
01-2-02220-231-000	Library/Media Services-Retirement Contributions fo	248.83	1,287.92	0.00	2,571.07	1,283.15	50.09	01-2-02220-231-000	
01-2-02220-232-000	Library/Media Services-Retirement Contributions fo	155.27	725.64	0.00	1,338.68	613.04	54.21	01-2-02220-232-000	
01-2-02220-237-000	Library/Media Services-Increased Retirement Contri	138.77	691.48	0.00	1,300.00	608.52	53.19	01-2-02220-237-000	
01-2-02220-281-000	Library/Media Services-Health Benefits Paid for Te	0.00	0.00	0.00	450.00	450.00	0.00	01-2-02220-281-000	
01-2-02220-382-000	Library/Media Services-Distance Education & Teleco	0.00	0.00	0.00	24,000.00	24,000.00	0.00	01-2-02220-382-000	
01-2-02220-610-000	Library/Media Services-General Supplies	0.00	1,655.50	0.00	6,000.00	4,344.50	27.59	01-2-02220-610-000	
01-2-02220-640-000	Library/Media Services-Books and Periodical	1,696.38	2,301.16	0.00	6,237.61	3,936.45	36.89	01-2-02220-640-000	
01-2-02230-116-000	Instruction-Related Technology-Salaries of Regular	5,471.00	32,826.00	0.00	77,000.00	44,174.00	42.63	01-2-02230-116-000	
01-2-02230-216-000	Instruction-Related Techn (BCB	1,589.90	9,539.40	0.00	19,058.58	9,519.18	50.05	01-2-02230-216-000	
01-2-02230-226-000	Instruction-Related Techn (FIC	403.23	2,434.68	0.00	5,749.33	3,314.65	42.35	01-2-02230-226-000	
01-2-02230-236-000	Instruction-Related Techn (NPE	402.27	2,413.62	0.00	5,522.59	3,108.97	43.70	01-2-02230-236-000	
01-2-02230-237-000	Instruction-Related Technology-Increased Retiremen	138.14	828.84	0.00	1,896.55	1,067.71	43.70	01-2-02230-237-000	
01-2-02230-286-000	Instruction-Related Technology-Health Benefits Pai	0.00	450.00	0.00	0.00	(450.00)	0.00	01-2-02230-286-000	
01-2-02310-317-000	Board of Education-Contracted Legal Services	0.00	0.00	0.00	6,000.00	6,000.00	0.00	01-2-02310-317-000	
01-2-02310-810-000	Board of Education-Dues and Fees	0.00	4,712.00	0.00	6,000.00	1,288.00	78.53	01-2-02310-810-000	
01-2-02320-105-000	Executive Administration-Salaries Paid to Superint	13,666.66	82,000.00	0.00	165,427.51	83,427.51	49.57	01-2-02320-105-000	
01-2-02320-110-000	Executive Administration-Salaries of Regular Emplo	4,011.35	23,380.79	0.00	40,681.06	17,300.27	57.47	01-2-02320-110-000	
01-2-02320-116-000	Executive Administration-Salaries of Regular Emplo	6,215.00	37,290.00	0.00	75,000.00	37,710.00	49.72	01-2-02320-116-000	
01-2-02320-210-000	Executive Administration-Group Insurance for Non-I	2,193.41	13,897.91	0.00	23,323.60	9,425.69	59.59	01-2-02320-210-000	
01-2-02320-215-000	Executive Administration-Group Insurance for Super	2,194.52	13,167.12	0.00	26,362.42	13,195.30	49.95	01-2-02320-215-000	
01-2-02320-216-000	Executive Administration- (BCB	2,175.60	12,000.08	0.00	1,263.46	(10,736.62)	949.78	01-2-02320-216-000	
01-2-02320-220-000	Executive Administration-Social Security Payments	300.26	1,748.98	0.00	3,030.08	1,281.10	57.72	01-2-02320-220-000	
01-2-02320-225-000	Executive Administration-Social Security Payments	1,034.02	6,204.16	0.00	11,909.50	5,705.34	52.09	01-2-02320-225-000	

Chase Revenue and Expenditure Report

Printed: 03/07/2024 4:24:44PM
Chase County Schools

General 01									
Account Type	X	Expense							
Source of Revenue/Functi									
Account	Description	M.T.D. Activity	Y.T.D. Activity	Open Encumb.	Current Budget	Budget Balance	% of Budget	State Account Number	
01-2-02320-226-000	Executive Administration- (FIC	434.21	2,605.26	0.00	5,108.09	2,502.83	51.00	01-2-02320-226-000	
01-2-02320-230-000	Executive Administration-Retirement Contributions	245.93	1,474.04	0.00	2,534.57	1,060.53	58.16	01-2-02320-230-000	
01-2-02320-235-000	Executive Administration-Retirement Contributions	1,004.88	6,029.28	0.00	12,163.59	6,134.31	49.57	01-2-02320-235-000	
01-2-02320-236-000	Executive Administration- (NPE	456.98	2,741.88	0.00	5,401.89	2,660.01	50.76	01-2-02320-236-000	
01-2-02320-237-000	Executive Administration-Increased Retirement Cont	586.46	3,518.25	0.00	6,902.45	3,384.20	50.97	01-2-02320-237-000	
01-2-02320-280-000	Executive Administration-Health Benefits Paid for	263.38	1,580.28	0.00	3,343.57	1,763.29	74.18	01-2-02320-280-000	
01-2-02320-286-000	Executive Administration- (HSA	0.00	1,053.52	0.00	0.00	(1,053.52)	0.00	01-2-02320-286-000	
01-2-02320-580-000	Executive Administration-Travel	20.36	1,398.83	0.00	2,750.00	1,351.17	55.37	01-2-02320-580-000	
01-2-02320-610-000	Executive Administration-General Supplies	250.00	430.92	0.00	750.00	319.08	57.46	01-2-02320-610-000	
01-2-02320-810-000	Executive Administration-Dues and Fees	4,748.00	7,657.00	0.00	14,048.23	6,391.23	55.39	01-2-02320-810-000	
01-2-02330-317-000	Contracted Legal Services	500.00	21,857.20	0.00	35,000.00	13,142.80	70.16	01-2-02330-317-000	
01-2-02410-110-000	Office of the Principal-Salaries of Regular Employ	7,291.31	45,309.81	0.00	96,019.60	50,709.79	47.19	01-2-02410-110-000	
01-2-02410-111-000	Office of the Principal-Salaries of Regular Employ	19,707.08	118,494.96	0.00	238,000.00	119,505.04	49.79	01-2-02410-111-000	
01-2-02410-122-000	Office of the Principal-Salaries of Temporary Empl	768.00	6,882.25	0.00	1,750.00	(5,132.25)	393.27	01-2-02410-122-000	
01-2-02410-210-000	Office of the Principal-Group Insurance for Non-In	5,740.32	31,903.95	0.00	41,551.00	9,647.05	76.78	01-2-02410-210-000	
01-2-02410-211-000	Office of the Principal-Group Insurance for Teache	3,085.42	18,428.96	0.00	37,065.52	18,636.56	49.72	01-2-02410-211-000	
01-2-02410-220-000	Office of the Principal-Social Security Payments f	544.69	3,393.28	0.00	7,346.65	3,953.37	46.19	01-2-02410-220-000	
01-2-02410-221-000	Office of the Principal-Social Security Payments f	1,497.56	9,004.69	0.00	17,872.29	8,867.60	50.38	01-2-02410-221-000	
01-2-02410-222-000	Office of the Principal-Social Security Payments f	58.75	526.48	0.00	250.00	(276.48)	210.59	01-2-02410-222-000	
01-2-02410-230-000	Office of the Principal-Retirement Contributions f	536.12	3,331.56	0.00	7,130.77	3,799.21	46.72	01-2-02410-230-000	
01-2-02410-231-000	Office of the Principal-Retirement Contributions f	1,449.02	8,712.70	0.00	17,510.60	8,797.90	49.76	01-2-02410-231-000	
01-2-02410-232-000	Office of the Principal-Retirement Contributions f	0.00	7.52	0.00	0.00	(7.52)	0.00	01-2-02410-232-000	

Chase Revenue and Expenditure Report

Printed: 03/07/2024 4:24:44PM
Chase County Schools

General 01									
Account Type	X	Expense							
Source of Revenue/Functi									
Account	Description	M.T.D. Activity	Y.T.D. Activity	Open Encumb.	Current Budget	Budget Balance	% of Budget	State Account Number	
01-2-02410-237-000	Office of the Principal-Increased Retirement Contr	681.70	4,138.63	0.00	8,461.97	4,323.34	48.91	01-2-02410-237-000	
01-2-02410-280-000	Office of the Principal-Health Benefits Paid for N	0.00	0.00	0.00	3,154.68	3,154.68	0.00	01-2-02410-280-000	
01-2-02410-580-000	Office of the Principal-Travel	0.00	0.00	0.00	1,250.00	1,250.00	0.00	01-2-02410-580-000	
01-2-02410-610-000	Office of the Principal-General Supplies	191.60	510.94	0.00	2,500.00	1,989.06	28.27	01-2-02410-610-000	
01-2-02410-735-000	Office of the Principal-Technology Software	0.00	0.00	0.00	1,890.01	1,890.01	0.00	01-2-02410-735-000	
01-2-02410-810-000	Office of the Principal-Dues and Fees	0.00	60.00	0.00	1,100.00	1,040.00	5.45	01-2-02410-810-000	
01-2-02490-111-000	School Administration - Other-Salaries of Regular	6,632.35	39,794.16	0.00	80,234.35	40,440.19	49.60	01-2-02490-111-000	
01-2-02490-211-000	School Administration - Other-Group Insurance for	1,935.98	11,751.52	0.00	23,067.28	11,315.76	50.94	01-2-02490-211-000	
01-2-02490-221-000	School Administration - Other-Social Security Paym	487.92	2,926.14	0.00	5,919.59	2,993.45	49.43	01-2-02490-221-000	
01-2-02490-231-000	School Administration - Other-Retirement Contribut	487.66	2,925.96	0.00	5,899.63	2,973.67	49.60	01-2-02490-231-000	
01-2-02490-237-000	School Administration-Increased Retirement Contrib	167.47	1,004.82	0.00	2,026.04	1,021.22	49.60	01-2-02490-237-000	
01-2-02510-315-000	Fiscal Services-Accounting/Auditing Services	0.00	14,000.00	0.00	17,500.00	3,500.00	80.00	01-2-02510-315-000	
01-2-02510-320-000	Fiscal Services-Professional Educational Services	0.00	0.00	0.00	2,500.00	2,500.00	0.00	01-2-02510-320-000	
01-2-02510-350-000	Fiscal Services-Technical Services	0.00	0.00	0.00	1,000.00	1,000.00	0.00	01-2-02510-350-000	
01-2-02510-382-000	Fiscal Services-Distance Education & Telecommunica	837.64	5,565.01	0.00	15,000.00	9,434.99	41.72	01-2-02510-382-000	
01-2-02510-440-000	Fiscal Services-Rentals	4,641.92	20,199.36	0.00	45,000.00	24,800.64	45.04	01-2-02510-440-000	
01-2-02510-531-000	Fiscal Services-Postage	72.42	216.31	0.00	1,200.00	983.69	20.79	01-2-02510-531-000	
01-2-02510-540-000	Fiscal Services-Advertising	731.70	3,009.12	0.00	6,000.00	2,990.88	56.79	01-2-02510-540-000	
01-2-02510-610-000	Fiscal Services-General Supplies	2,406.40	2,643.68	21.80	6,000.00	3,334.52	47.11	01-2-02510-610-000	
01-2-02510-626-000	Fiscal Services-Gasoline	14.71	300.65	0.00	3,000.00	2,699.35	10.02	01-2-02510-626-000	
01-2-02510-734-000	Fiscal Services-Technology-Related Hardware	0.00	0.00	3,605.18	5,000.00	1,394.82	72.10	01-2-02510-734-000	
01-2-02510-810-000	Fiscal Services-Dues and Fees	239.00	1,583.33	0.00	17,500.00	15,916.67	9.66	01-2-02510-810-000	
01-2-02510-890-000	Fiscal Services-Miscellaneous Expenditures	0.00	0.00	0.00	5,000.00	5,000.00	0.00	01-2-02510-890-000	
01-2-02570-330-000	Personnel Services - Employee Training & Developme	0.00	0.00	0.00	300.00	300.00	0.00	01-2-02570-330-000	

Chase Revenue and Expenditure Report

Printed: 03/07/2024 4:24:44PM
Chase County Schools

General 01								
Account Type	X	Expense						
Source of Revenue/Functi								
Account	Description	M.T.D. Activity	Y.T.D. Activity	Open Encumb.	Current Budget	Budget Balance	% of Budget	State Account Number
01-2-02610-110-000	Operation of Buildings-Salaries of Regular Employe	21,508.70	135,130.49	0.00	300,000.00	164,869.51	45.04	01-2-02610-110-000
01-2-02610-120-000	Operation of Buildings-Salaries of Temporary Empl	1,663.56	5,798.28	0.00	1,000.00	(4,798.28)	579.83	01-2-02610-120-000
01-2-02610-210-000	Operation of Buildings-Group Insurance for Non-Ins	8,351.56	50,161.84	0.00	126,409.37	76,247.53	39.68	01-2-02610-210-000
01-2-02610-220-000	Operation of Buildings-Social Security Payments fo	1,745.14	10,623.30	0.00	21,688.61	11,065.31	48.98	01-2-02610-220-000
01-2-02610-230-000	Operation of Buildings-Retirement Contributions fo	1,581.49	9,114.54	0.00	20,319.80	11,205.26	44.86	01-2-02610-230-000
01-2-02610-237-000	Operation of Buildings-Increased Retirement Contri	543.10	3,132.97	0.00	6,977.89	3,844.92	44.90	01-2-02610-237-000
01-2-02610-280-000	Operation of Buildings-Health Benefits Paid for No	450.00	1,800.00	0.00	500.00	(1,300.00)	360.00	01-2-02610-280-000
01-2-02610-280-001	Operation of Buildings-Health Benefits Paid for No	0.00	0.00	0.00	225.00	225.00	0.00	01-2-02610-280-001
01-2-02610-280-002	Operation of Buildings-Health Benefits Paid for No	0.00	0.00	0.00	225.00	225.00	0.00	01-2-02610-280-002
01-2-02610-410-000	Operation of Buildings-Utility Services	2,724.05	21,723.01	0.00	60,000.00	38,276.99	40.84	01-2-02610-410-000
01-2-02610-430-000	Operation of Buildings-Repairs and Maintenance Ser	428.00	8,957.08	0.00	40,000.00	31,042.92	22.39	01-2-02610-430-000
01-2-02610-431-000	Operation of Buildings-Repairs and Maintenance Ser	1,269.32	2,778.17	0.00	36,618.33	33,840.16	14.54	01-2-02610-431-000
01-2-02610-431-001	Operation of Buildings-Repairs and Maintenance Ser	0.00	0.00	0.00	5,000.00	5,000.00	0.00	01-2-02610-431-001
01-2-02610-440-000	Operation of Buildings-Rentals	0.00	61.00	0.00	12,000.00	11,939.00	0.51	01-2-02610-440-000
01-2-02610-400-000	Other Purchased Property Service	1,315.00	44,514.49	725.00	80,000.00	34,760.51	69.93	01-2-02610-490-000
01-2-02610-580-000	Operation of Buildings-Travel	0.00	0.00	0.00	500.00	500.00	0.00	01-2-02610-580-000
01-2-02610-610-000	Operation of Buildings-General Supplies	6,654.28	39,383.66	0.00	100,000.00	60,616.34	44.11	01-2-02610-610-000
01-2-02610-610-001	Operation of Buildings-General Supplies	0.00	0.00	0.00	1,000.00	1,000.00	0.00	01-2-02610-610-001
01-2-02610-610-002	Operation of Buildings-General Supplies	0.00	0.00	0.00	500.00	500.00	0.00	01-2-02610-610-002
01-2-02610-620-000	Other (Energy)	0.00	0.00	0.00	2,500.00	2,500.00	0.00	01-2-02610-620-000
01-2-02610-621-000	Operation of Buildings-Utility Energy Services	19,781.94	84,817.96	0.00	200,000.00	115,182.04	47.87	01-2-02610-621-000
01-2-02610-720-000	Operation of Buildings-Buildings	0.00	1,020.00	0.00	280,000.00	278,980.00	0.36	01-2-02610-720-000
01-2-02610-733-000	Operation of Buildings-Furniture and Fixtures	1,043.68	25,109.20	362.98	50,000.00	24,527.82	56.98	01-2-02610-733-000

Chase Revenue and Expenditure Report

Printed: 03/07/2024 4:24:44PM
Chase County Schools

General 01									
Account Type	X	Expense							
Source of Revenue/Functi									
Account	Description	M.T.D. Activity	Y.T.D. Activity	Open Encumb.	Current Budget	Budget Balance	% of Budget	State Account Number	
01-2-02610-733-001	Operation of Buildings-Furniture and Fixtures	0.00	0.00	0.00	2,000.00	2,000.00	0.00	01-2-02610-733-001	
01-2-02610-733-002	Operation of Buildings-Furniture and Fixtures	0.00	0.00	0.00	2,000.00	2,000.00	0.00	01-2-02610-733-002	
01-2-02610-890-000	Operation of Buildings-Miscellaneous Expenditures	0.00	0.00	0.00	1,000.00	1,000.00	0.00	01-2-02610-890-000	
01-2-02710-110-000	Vehicle Operation - Regular Education-Salaries of	29,228.66	144,420.83	0.00	285,000.00	140,579.17	50.67	01-2-02710-110-000	
01-2-02710-120-000	Vehicle Operation - Regular Education-Salaries of	5,163.50	26,078.60	0.00	41,000.00	14,921.40	63.61	01-2-02710-120-000	
01-2-02710-150-000	Vehicle Operation - Regular Education-Additional C	0.00	0.00	0.00	750.00	750.00	0.00	01-2-02710-150-000	
01-2-02710-210-000	Vehicle Operation - Regular Education-Group Insura	794.96	4,763.95	0.00	10,457.51	5,693.56	45.56	01-2-02710-210-000	
01-2-02710-220-000	Vehicle Operation - Regular Education-Social Secur	2,624.05	13,001.54	0.00	22,473.32	9,471.78	57.85	01-2-02710-220-000	
01-2-02710-230-000	Vehicle Operation - Regular Education-Retirement C	1,683.58	8,585.12	0.00	16,651.56	8,066.44	51.56	01-2-02710-230-000	
01-2-02710-237-000	Vehicle Operation - Increased Retirement Contribut	578.15	2,948.21	0.00	5,736.43	2,788.22	51.39	01-2-02710-237-000	
01-2-02710-430-000	Vehicle Operation - Regular Education-Repairs and	30.00	370.25	(5.00)	200.00	(165.25)	182.63	01-2-02710-430-000	
01-2-02710-431-000	Vehicle Operation - Regular Education-Repairs and	6,439.26	31,063.32	211.70	55,000.00	23,724.98	64.15	01-2-02710-431-000	
01-2-02710-580-000	Vehicle Operation - Regular Education-Travel	649.90	3,601.64	0.00	5,000.00	1,398.36	72.03	01-2-02710-580-000	
01-2-02710-610-000	Vehicle Operation - Regular Education-General Supp	228.46	2,411.09	0.00	7,500.00	5,088.91	50.02	01-2-02710-610-000	
01-2-02710-626-000	Vehicle Operation - Regular Education-Gasoline	15,028.33	40,604.35	1,171.80	75,000.00	33,223.85	56.44	01-2-02710-626-000	
01-2-02710-732-000	Vehicle Operation - Regular Education-Vehicles	0.00	0.00	0.00	150,000.00	150,000.00	0.00	01-2-02710-732-000	
01-2-02710-733-000	Vehicle Operation - Regular Education-Furniture an	0.00	0.00	0.00	8,000.00	8,000.00	0.00	01-2-02710-733-000	
01-2-02710-810-000	Vehicle Operation - Regular Education-Dues and Fee	160.00	1,811.06	0.00	2,500.00	688.94	74.44	01-2-02710-810-000	
01-2-02710-890-000	Vehicle Operation - Regular Education-Miscellaneou	0.00	230.00	0.00	1,000.00	770.00	23.00	01-2-02710-890-000	
01-2-02712-110-000	Vehicle Operation - School Age SPED-Salaries of Re	0.00	5,210.50	0.00	14,000.00	8,789.50	37.22	01-2-02712-110-000	

Chase Revenue and Expenditure Report

Printed: 03/07/2024 4:24:44PM
Chase County Schools

General 01									
Account Type	X	Expense							
Source of Revenue/Functi									
Account	Description	M.T.D. Activity	Y.T.D. Activity	Open Encumb.	Current Budget	Budget Balance	% of Budget	State Account Number	
01-2-02712-120-000	Vehicle Operation - School Age SPED-Salaries of Te	0.00	75.00	0.00	800.00	725.00	9.38	01-2-02712-120-000	
01-2-02712-210-000	Vehicle Operation - School Age SPED-Group Insuranc	0.00	13.33	0.00	3,441.26	3,427.93	0.39	01-2-02712-210-000	
01-2-02712-220-000	Vehicle Operation - School Age SPED-Social Securit	0.00	404.31	0.00	1,200.00	795.69	33.69	01-2-02712-220-000	
01-2-02712-230-000	Vehicle Operation - School Age SPED-Retirement Con	0.00	388.59	0.00	1,200.00	811.41	32.38	01-2-02712-230-000	
01-2-02712-237-000	Vehicle Operation - School Age SPED-Increased Retr	0.00	133.45	0.00	500.00	366.55	26.69	01-2-02712-237-000	
01-2-02712-280-000	Vehicle Operation - Schoo (HSA	0.00	0.00	0.00	500.00	500.00	0.00	01-2-02712-280-000	
01-2-02712-626-000	Vehicle Operation - School Age SPED-Gasoline	50.21	9,211.00	0.00	500.00	(8,711.00)	1,842.20	01-2-02712-626-000	
01-2-02730-431-000	Vehicle Operation - Regular Education-Repairs and	0.00	0.00	0.00	4,825.92	4,825.92	0.00	01-2-02730-431-000	
01-2-06200-111-000	Federal Services - Title I, Part A ESSA Improving	6,352.50	38,415.01	0.00	55,000.00	16,584.99	69.85	01-2-06200-111-000	
01-2-06200-112-000	Federal Services - Title I, Part A ESSA Improving	2,416.99	12,421.60	0.00	17,000.00	4,578.40	73.07	01-2-06200-112-000	
01-2-06200-123-000	Federal Services - Title I, Part A ESSA Improving	0.00	0.00	0.00	500.00	500.00	0.00	01-2-06200-123-000	
01-2-06200-151-000	Federal Services - Title I, Part A ESSA Improving	0.00	0.00	0.00	500.00	500.00	0.00	01-2-06200-151-000	
01-2-06200-159-000	Federal Services - Title I, Part A ESSA Improving	0.00	0.00	0.00	500.00	500.00	0.00	01-2-06200-151-000	
01-2-06200-211-000	Federal Services - Title I, Part A ESSA Improving	1,749.49	10,076.49	0.00	10,000.00	(76.49)	100.76	01-2-06200-211-000	
01-2-06200-212-000	Title I - Para Salary Group Ins (LTD&Health)	1,479.17	2,978.46	0.00	8,000.00	5,021.54	37.23	01-2-06200-212-000	
01-2-06200-213-000	Federal Services - Title (BCB	0.00	0.00	0.00	100.00	100.00	0.00	01-2-06200-213-000	
01-2-06200-221-000	Federal Services - Title I, Part A ESSA Improving	471.97	2,858.88	0.00	3,000.00	141.12	95.30	01-2-06200-221-000	
01-2-06200-222-000	Title I - Para Salary SS	107.29	785.30	0.00	1,000.00	214.70	78.53	01-2-06200-222-000	
01-2-06200-223-000	Federal Services - Title I, Part A ESSA Improving	0.00	0.00	0.00	500.00	500.00	0.00	01-2-06200-223-000	
01-2-06200-231-000	Federal Services - Title I, Part A ESSA Improving	467.08	2,824.58	0.00	2,800.00	(24.58)	100.88	01-2-06200-231-000	
01-2-06200-232-000	Title I - Para Salary NPERS	177.72	913.33	0.00	1,500.00	586.67	60.89	01-2-06200-232-000	
01-2-06200-233-000	Federal Services - Title I, Part A ESSA Improving	0.00	0.00	0.00	500.00	500.00	0.00	01-2-06200-233-000	
01-2-06200-237-000	Federal Services - Title (NPE	221.43	1,283.64	0.00	2,000.00	716.36	64.18	01-2-06200-237-000	

Chase Revenue and Expenditure Report

Printed: 03/07/2024 4:24:44PM
Chase County Schools

General 01								
Account Type	X	Expense						
Source of Revenue/Functi								
Account	Description	M.T.D. Activity	Y.T.D. Activity	Open Encumb.	Current Budget	Budget Balance	% of Budget	State Account Number
01-2-06200-281-000	Federal Services - Title I, Part A ESSA Improving	247.85	1,388.27	0.00	500.00	(888.27)	277.65	01-2-06200-281-000
01-2-06200-282-000	Title I - Para HRA	210.70	421.40	0.00	1,500.00	1,078.60	28.09	01-2-06200-282-000
01-2-06200-610-000	Federal Services - Title I, Part A ESSA Improving	0.00	90.00	0.00	500.00	410.00	18.00	01-2-06200-610-000
01-2-06200-810-000	Federal Services - Title I, Part A ESSA Improving	0.00	0.00	50.00	0.00	(50.00)	0.00	01-2-06200-810-000
01-2-06200-890-000	Federal Services - Title I, Part A ESSA Improving	0.00	0.00	0.00	2,750.00	2,750.00	0.00	01-2-06200-890-000
01-2-06404-591-000	Federal Services - IDEA Part B (611) Base Allocati	0.00	0.00	0.00	500.00	500.00	0.00	01-2-06404-591-000
01-2-06406-111-000	Federal Services - IDEA Preschool (619) Base Alloc	0.00	0.00	0.00	300.00	300.00	0.00	01-2-06406-111-000
01-2-06406-112-000	Federal Services - IDEA Preschool (619) Base Alloc	0.00	0.00	0.00	2,000.00	2,000.00	0.00	01-2-06406-112-000
01-2-06406-221-000	Federal Services - IDEA P (FIC	0.00	0.00	0.00	25.00	25.00	0.00	01-2-06406-221-000
01-2-06406-222-000	Federal Services - IDEA P (FIC	0.00	0.00	0.00	200.00	200.00	0.00	01-2-06406-222-000
01-2-06406-231-000	Federal Services - IDEA P (NPE	0.00	0.00	0.00	25.00	25.00	0.00	01-2-06406-231-000
01-2-06406-237-000	Federal Services - IDEA P (NPE	0.00	0.00	0.00	25.00	25.00	0.00	01-2-06406-237-000
01-2-06406-591-000	Federal Services - IDEA Preschool (619) Base Alloc	0.00	0.00	0.00	500.00	500.00	0.00	01-2-06406-591-000
01-2-06408-111-000	Federal Services - IDEA Enrollment/Poverty (611)-S	0.00	0.00	0.00	54,000.00	54,000.00	0.00	01-2-06408-111-000
01-2-06408-112-000	Federal Services - IDEA Enrollment/Poverty (611)-S	0.00	0.00	0.00	2,500.00	2,500.00	0.00	01-2-06408-112-000
01-2-06408-211-000	Federal Services - IDEA Enrollment/Poverty (611)-S	0.00	0.00	0.00	13,000.00	13,000.00	0.00	01-2-06408-211-000
01-2-06408-221-000	Federal Services - IDEA Enrollment/Poverty (611)-S	0.00	0.00	0.00	4,000.00	4,000.00	0.00	01-2-06408-221-000
01-2-06408-222-000	Federal Services - IDEA Enrollment/Poverty (611)-S	0.00	0.00	0.00	350.00	350.00	0.00	01-2-06408-222-000
01-2-06408-231-000	Federal Services - IDEA E (NPE	0.00	0.00	0.00	4,000.00	4,000.00	0.00	01-2-06408-231-000
01-2-06408-237-000	Federal Services - IDEA E (NPE	0.00	0.00	0.00	1,500.00	1,500.00	0.00	01-2-06408-237-000
01-2-06408-320-000	Federal Services - IDEA Enrollment/Poverty (611)-S	0.00	0.00	0.00	500.00	500.00	0.00	01-2-06408-320-000
01-2-06408-591-000	Federal Services - IDEA Enrollment/Poverty (611)-S	0.00	0.00	0.00	1,000.00	1,000.00	0.00	01-2-06408-591-000
01-2-06408-610-000	Federal Services - IDEA Enrollment/Poverty (611)-G	160.00	782.44	160.00	500.00	(442.44)	188.49	01-2-06408-610-000
01-2-06700-650-001	Carl Perkins - Supplies - Technology Related	3,416.15	4,738.99	3,057.00	6,925.00	(870.99)	248.36	01-2-06700-650-001

Chase Revenue and Expenditure Report

Printed: 03/07/2024 4:24:44PM
Chase County Schools

General 01								
Account Type	X	Expense						
Source of Revenue/Functi								
Account	Description	M.T.D. Activity	Y.T.D. Activity	Open Encumb.	Current Budget	Budget Balance	% of Budget	State Account Number
01-2-06992-734-000	REAP - Technology Related Hardware	0.00	0.00	0.00	40,000.00	40,000.00	0.00	01-2-06992-734-000
01-2-08000-000-000	Transfers (Outgoing)	0.00	2,675.94	0.00	181,941.00	179,265.06	1.47	01-2-08000-000-000
01-2-08000-913-000	Transfers (Outgoing)-Fund Transfers to Activities	0.00	0.00	0.00	120,000.00	120,000.00	0.00	01-2-08000-913-000
01-2-09000-000-000	Non-Program Expenditure	2,412.23	2,412.23	0.00	0.00	(2,412.23)	0.00	01-2-09000-000-000
	X Expense	835,484.62	4,808,588.31	57,597.88	10,457,641.00	5,591,454.81	47.56	* Account Type
	01 General	<u>(447,044.72)</u>	<u>(163,659.83)</u>	<u>57,597.88</u>	<u>1,678,012.00</u>	<u>1,784,073.95</u>	<u>0.09</u>	Fund

Chase Revenue and Expenditure Report

Printed: 03/07/2024 4:24:44PM
Chase County Schools

Depreciation 02									
Account Type	I	Revenue							
Source of Revenue/Functi									
Account	Description		M.T.D. Activity	Y.T.D. Activity	Open Encumb.	Current Budget	Budget Balance	% of Budget	State Account Number
Revenue									
02-1-01510-000-000	Interest		965.20	3,878.64	0.00	0.00	(3,878.64)	0.00	02-1-01510-000-000
	I Revenue		965.20	3,878.64	0.00	0.00	(3,878.64)	0.00	* Account Type
	02 Depreciation		965.20	3,878.64	0.00	0.00	(3,878.64)	0.00	Fund

Chase Revenue and Expenditure Report

Printed: 03/07/2024 4:24:44PM
Chase County Schools

Employee Benefit Fund 03

Account Type I Revenue
Source of Revenue/Functi

Account	Description	M.T.D. Activity	Y.T.D. Activity	Open Encumb.	Current Budget	Budget Balance	% of Budget	State Account Number
Revenue								
03-1-01510-000-000	Interest Income	43.21	269.77	0.00	0.00	(269.77)	0.00	03-1-01510-000-000
	I Revenue	<u>43.21</u>	<u>269.77</u>	<u>0.00</u>	<u>0.00</u>	<u>(269.77)</u>	<u>0.00</u>	* Account Type
	03 Employee Benefit Fund	<u><u>43.21</u></u>	<u><u>269.77</u></u>	<u><u>0.00</u></u>	<u><u>0.00</u></u>	<u><u>(269.77)</u></u>	<u><u>0.00</u></u>	Fund

Chase Revenue and Expenditure Report

Printed: 03/07/2024 4:24:44PM
Chase County Schools

Activities 05								
Account Type	I	Revenue						
Source of Revenue/Functi								
Account	Description	M.T.D. Activity	Y.T.D. Activity	Open Encumb.	Current Budget	Budget Balance	% of Budget	State Account Number
Revenue								
05-1-01990-000-000	FBLA Receipts	0.00	4,014.97	0.00	0.00	(4,014.97)	0.00	05-1-01990-000-000
Local Receipts								
05-1-1510	Interest Income	0.00	82,842.71	0.00	0.00	(82,842.71)	0.00	05-1-1510-000-000
1000	Local Receipts	0.00	82,842.71	0.00	0.00	(82,842.71)	0.00	** Source of Revenue/Function
	I Revenue	0.00	86,857.68	0.00	0.00	(86,857.68)	0.00	* Account Type
Expense								
05-2-09000-950-000	Non-Program Expenditures - Special Items	0.00	(500.00)	0.00	0.00	500.00	0.00	05-2-09000-950-000
05-2-03200-890-000	Enterprise Operations	0.00	908.43	0.00	0.00	(908.43)	0.00	05-2-3200-890-000
	X Expense	0.00	408.43	0.00	0.00	(408.43)	0.00	* Account Type
05	Activities	0.00	(86,449.25)	0.00	0.00	86,449.25	0.00	Fund

Chase Revenue and Expenditure Report

Printed: 03/07/2024 4:24:44PM
Chase County Schools

School Nutrition 06								
Account Type	I	Revenue						
Source of Revenue/Functi								
Account	Description	M.T.D. Activity	Y.T.D. Activity	Open Encumb.	Current Budget	Budget Balance	% of Budget	State Account Number
Revenue								
06-1-01510-000-000	Interest	128.69	815.80	0.00	0.00	(815.80)	0.00	06-1-01510-000-000
06-1-01611-000-000	Daily Sales?School Lunch Program	27,327.60	149,004.21	0.00	0.00	(149,004.21)	0.00	06-1-01611-000-000
06-1-04210-000-000	Federal Reimbursement	20,503.96	103,193.90	0.00	0.00	(103,193.90)	0.00	06-1-04210-000-000
	I Revenue	47,960.25	253,013.91	0.00	0.00	(253,013.91)	0.00	* Account Type
Expense								
06-2-01100-352-000	Data Processing	273.79	1,619.07	0.00	0.00	(1,619.07)	0.00	06-2-03100-352-000
06-2-03100-570-000	Food Service Management	46,303.64	215,977.67	0.00	0.00	(215,977.67)	0.00	06-2-03100-570-000
	X Expense	46,577.43	217,596.74	0.00	0.00	(217,596.74)	0.00	* Account Type
	06 School Nutrition	(1,382.82)	(35,417.17)	0.00	0.00	35,417.17	0.00	Fund

Chase Revenue and Expenditure Report

Printed: 03/07/2024 4:24:44PM
Chase County Schools

Bond 07									
Account Type	I	Revenue							
Source of Revenue/Functi									
Account	Description		M.T.D. Activity	Y.T.D. Activity	Open Encumb.	Current Budget	Budget Balance	% of Budget	State Account Number
Revenue									
07-1-01510-000-000	Interest		0.07	0.43	0.00	0.00	(0.43)	0.00	07-1-01510-000-000
	I Revenue		<u>0.07</u>	<u>0.43</u>	<u>0.00</u>	<u>0.00</u>	<u>(0.43)</u>	<u>0.00</u>	* Account Type
	07 Bond		<u>0.07</u>	<u>0.43</u>	<u>0.00</u>	<u>0.00</u>	<u>(0.43)</u>	<u>0.00</u>	Fund

Chase Revenue and Expenditure Report

Printed: 03/07/2024 4:24:44PM
Chase County Schools

Special Building 08								
Account Type	I	Revenue						
Account	Description	M.T.D. Activity	Y.T.D. Activity	Open Encumb.	Current Budget	Budget Balance	% of Budget	State Account Number
Revenue								
08-1-01100-000-000	Taxes Levied/Assessed by the School District	51,371.57	235,933.19	0.00	0.00	(235,933.19)	0.00	08-1-01100-000-000
08-1-01510-000-000	Interest	272.94	1,634.37	0.00	0.00	(1,634.37)	0.00	08-1-01510-000-000
08-1-03131-000-000	Property Tax Credit	46,864.65	46,864.65	0.00	0.00	(46,864.65)	0.00	08-1-03131-000-000
08-1-03180-000-000	Pro-Rate Motor Vehicle	175.27	304.15	0.00	0.00	(304.15)	0.00	08-1-03180-000-000
Local Receipts								
08-1-1140-000-000	Interest & Penalties	213.83	788.67	0.00	0.00	(788.67)	0.00	08-1-1140-000-000
1000	Local Receipts	213.83	788.67	0.00	0.00	(788.67)	0.00	** Source of Revenue/Function
I	Revenue	98,898.26	285,525.03	0.00	0.00	(285,525.03)	0.00	* Account Type
Expense								
08-2-05000-831-000	Debt Service-Redemption of Principa	0.00	266,465.15	0.00	0.00	(266,465.15)	0.00	08-2-05000-831-000
08-2-05000-832-000	Debt Service-Interest on Long-Term Debt	0.00	21,532.99	0.00	0.00	(21,532.99)	0.00	08-2-05000-832-000
X	Expense	0.00	287,998.14	0.00	0.00	(287,998.14)	0.00	* Account Type
08	Special Building	(98,898.26)	2,473.11	0.00	0.00	(2,473.11)	0.00	Fund

Chase Revenue and Expenditure Report

Printed: 03/07/2024 4:24:44PM
Chase County Schools

Qualified Capital Purpose Undertaking 09								
Account Type		I	Revenue					
Source of Revenue/Functi								
Account	Description	M.T.D. Activity	Y.T.D. Activity	Open Encumb.	Current Budget	Budget Balance	% of Budget	State Account Number
Revenue								
09-1-01510-000-000	Interest	0.12	0.74	0.00	0.00	(0.74)	0.00	09-1-01510-000-000
	I Revenue	<u>0.12</u>	<u>0.74</u>	<u>0.00</u>	<u>0.00</u>	<u>(0.74)</u>	<u>0.00</u>	* Account Type
	09 Qualified Capital Purpose Undertaking	<u><u>0.12</u></u>	<u><u>0.74</u></u>	<u><u>0.00</u></u>	<u><u>0.00</u></u>	<u><u>(0.74)</u></u>	<u><u>0.00</u></u>	Fund

Chase Revenue and Expenditure Report

Printed: 03/07/2024 4:24:44PM
Chase County Schools

Student Fee 12									
Account Type	I	Revenue							
Source of Revenue/Functi									
Account	Description		M.T.D. Activity	Y.T.D. Activity	Open Encumb.	Current Budget	Budget Balance	% of Budget	State Account Number
Revenue									
12-1-01510-000-000	Interest		3.63	23.08	0.00	0.00	(23.08)	0.00	12-1-01510-000-000
	I Revenue		3.63	23.08	0.00	0.00	(23.08)	0.00	* Account Type
	12 Student Fee		3.63	23.08	0.00	0.00	(23.08)	0.00	Fund
	Report Total:		548,338.03	287,225.80	(57,597.88)	(1,678,012.00)	(1,907,639.92)	-4.57	

West Music-Nuvo Recorder w/ keys	\$ 31.69
West Music-Nuvo Recorder w/ keys	\$ 149.90
Flinn Scientific-Science materials	\$ 11.28
Flinn Scientific-Science materials	\$ 5.91
Flinn Scientific-Science materials	\$ 6.46
SPED Meal	\$ 21.46
T-Junction-meal for maintenance worker camp	\$ 42.58
USPO-postage	\$ 33.12
Reata Travel Stop- Fuel	\$ 41.62
Marriott-Statehood day hotel rooms	\$ 265.38
Pump/Pantry-fuel	\$ 52.59
Phillips-fuel State Wrestling	\$ 52.17
Phillips-fuel State Wrestling	\$ 63.86
Phillips-fuel State Wrestling	\$ 61.95
Phillips-fuel State Wrestling	\$ 48.82
Phillips-fuel State Wrestling	\$ 48.34
Pump/Pantry-fuel	\$ 61.06
Pump/Pantry-fuel	\$ 59.39
Imperial SuperFoods-SPED groc.	\$ 48.33
Hills Family Foods-FCS groceries	\$ 27.08
Imperial Superfoods-FCS groceries	\$ 68.79
TPT-FCS supplies	\$ 3.00
TPT-FCS supplies	\$ 4.22
TPT-FCS supplies	\$ 5.22
Walmart-FCS groceries	\$ 375.96
Amazon-FCS supplies	\$ 29.52
TPT-FCS supplies	\$ 12.64
Imperial Superfoods-FCS groceries	\$ 13.62
Amazon-FCS supplies	\$ 13.61
Amazon-FCS supplies	\$ 11.59
Amazon-FCS supplies	\$ 19.94
Imperial Superfoods-FCS groceries	\$ 21.98
Hilton-FCCLA Sponsor hotel	\$ 391.90
Walmart-FCS groceries	\$ 180.49
Amazon-FCS supplies	\$ 16.72
Imperial Superfoods-FCS groceries	\$ 21.56
LoveCrafts-materials FCS	\$ 127.46
TPT-FCS supplies	\$ 4.00
Imperial Superfoods-FCS groceries	\$ 148.12
Priors-FCS materials	\$ 67.70
Hils Family Foods-FCS	\$ 11.27
Coursera-online course	\$ 51.70
Qdoba-UNK Job Fair meal	\$ 16.80
Gulf Oil-fuel	\$ 24.04
Pump & Pantry-fuel	\$ 41.27
Imperial SuperFoods- bus barn	\$ 25.10
Imperial SuperFoods- bus barn	\$ 40.37

TPT-Science materials	\$ 22.66
TPT-KD supplies	\$ 52.19
Read Theory-3rd Grade subscription	\$ 10.00
TPT-Spanish supplies	\$ 7.44
TPT-SPED supplies	\$ 12.25
TPT-4th GR supplies	\$ 7.00
Imperial Superfoods-Inservice groceries	\$ 31.02
Rocket Math-20 teacher worksheets	\$ 340.00
Amazon-maintenance supplies	\$ 169.19
NE Education-dues	\$ 199.00
Cobblestone-Hotel for conference	\$ 324.84
Apple-USB-C cable	\$ 98.00
Apple-power adapter (2)	\$ 198.00
Amazon-USB-to HDMI device,memory sticks	\$ 81.99
Amazon-Technology supplies	\$ 56.22
Amazon-Desktop organizer, tech supplies	\$ 119.09
Amazon-Ipads	\$ 319.80
ReadTheory-3rd grade	\$ 10.00
Amazon-KG materials	\$ 24.89
Amazon-maintenance supplies	\$ 372.22
Amazon-Technology supplies	\$ 86.96
Amazon-Technology Class materials	\$ 1,202.89
Imperial SuperFoods-SPED groc.	\$ 20.70
Master Teacher-Admn books	\$ 164.85
ScreenCast-Technology class	\$ 54.00
Amazon-maintenance supplies	\$ 33.06
Ada Lace Adventure series boxed set (6 books)	\$ 49.52
Amazon-MS English supplies	\$ 91.52
Amazon-2nd grade supplies	\$ 44.05
Amazon-Technology supplies	\$ 1,397.60
Amazon-MS English supplies	\$ 51.96
Amazon-MS English supplies	\$ 91.49
Capstone-Mystery books	\$ 116.80
West Music- nuvo reeds, stands	\$ 61.65
West Music- nuvo reeds, stands	\$ 54.00
West Music- nuvo reeds, stands	\$ 13.03
Amazon-2nd grade supplies	\$ 267.22
Amazon-maintenance supplies	\$ 24.18
Amazon-office chair	\$ 59.97
Amazon-curriculum books	\$ 12.42
Amazon-MS English	\$ 58.47
Amazon-curriculum books	\$ 6.58
Amazon-curriculum books	\$ 6.05
Amazon-curriculum books	\$ 6.05
Amazon-Technology supplies	\$ 9.58
Amazon-Technology supplies	\$ 314.97
Amazon-curriculum books	\$ 6.58

Amazon-office desk	\$ 242.99
Amazon-central office supplies	\$ 29.59
Amazon-central office supplies	\$ 29.98
Amazon-curriculum books	\$ 79.77
OTC-2nd grade materials	\$ 77.69
Holiday Inn-Hotel Curriculum conf	\$ 124.44
NameCheap-domain name for Technology	\$ 96.67
Amazon-maintenance supplies	\$ 23.25
Amazon-Desk name plate	\$ 20.86
Amazon-hammer bit	\$ 31.99
Activity Expenses	\$ 4,455.26
March 2024 US Bank Expenditure Report	\$ 14,856.04

Vendor_Name	Description	Amount
21st Century Equipment	parts (transportation)	\$ 206.84
A T & T	Telephone services	\$ 84.80
Adam Lambert	HRA 2023	\$ 900.00
Adams Lumber Co	3/4" oak plywood sheets	\$ 597.28
Adams Lumber Co	1/4" oak plywood sheets	\$ 216.53
Adams Lumber Co	Maintenance Supplies	\$ 697.74
Adams Lumber Co	Combination wrenches, snap ring pliers	\$ 351.47
Allo Communications	Telephone services	\$ 497.93
Amazon Capital Services	Bus Barn supplies for buses	\$ 19.69
Amazon Capital Services	Binders	\$ 173.40
Amazon Capital Services	Colored Markerboard Tape	\$ 8.90
Amazon Capital Services	Case for Samsung Galaxy Tab S8 Plus/S7 FE/S7+12.4	\$ 31.59
Amazon Capital Services	Case for Samsung Galaxy Tab S8 Plus/S7 FE/S7+12.4	\$ 29.59
Amazon Capital Services	Automotive Windshield Repair Kit	\$ 127.32
Amazon Capital Services	Desk	\$ 778.19
Apple Incorporated	14" macbook pro laptop m3 1 tb	\$ 1,849.00
Becky Odens	HRA 2024	\$ 450.00
Bomgaars	Bus barn supplies	\$ 6.14
Bomgaars	Maintenance supplies	\$ 87.12
Brophy Electric	Maintenance repair parts	\$ 817.29
CCS GENERAL FUND	Reimburse General for 8 Cafeteria Tables	\$ 16,840.00
CCS GENERAL FUND	Reimburse General for 3 72x36 tables	\$ 750.00
City Of Imperial	520 E 9th electric 1/31-2/26	\$ 10,248.45
City Of Imperial	520 E 9th water/sewer 1/31-2/26	\$ 2,179.00
City Of Imperial	credit from previous billing	\$ (540.92)
City Of Imperial	505 East 9th Pool electric 1/18/2024-2/16	\$ 530.09
City Of Imperial	505 East 9th water/sewer 1/18-2/16	\$ 270.00
City Of Imperial	Water meter East parking lot 1/18-2/16	\$ 19.75
City Of Imperial	New Track electric 1/17-2/16	\$ 163.00
City Of Imperial	New Track water 1/17-2/16	\$ 36.00
City Of Imperial	520 East 9th water 1/18-2/16	\$ 232.85
City Of Imperial	New Bus Barn electric 1/18-2/16	\$ 462.81
City Of Imperial	New Bus Barn water 1/18-2/19	\$ 45.90
City Of Imperial	New FB Field electric 1/17-2/16	\$ 62.00
comfort Inn Kearney	Hotel Room-UNK Career Fair	\$ 107.00
Cornhusker Cleaning Systems	Wash Brush	\$ 33.00
Cornhusker Cleaning Systems	Red Hot All purpose Cleaner	\$ 23.69
Cornhusker Internationl Trucks, Inc.	Driver heater blower motor & mount	\$ 438.38
Cornhusker Internationl Trucks, Inc.	oil/fuel filters	\$ 399.03
Cornhusker Internationl Trucks, Inc.	Dinostics, doen load updated to ECM & BCM	\$ 324.00
Cummins Sales & Service	Connetor, QCK Disconnect	\$ 45.52
Cummins Sales & Service	Qsol subscription F216901	\$ 750.00
D B Nebraska Service Company	VCBX Controller	\$ 1,450.00
D B Nebraska Service Company	Outside Air Sensor	\$ 450.00
DataShield	Shredding service	\$ 69.26
E D Enterprises	Simple Green (bus barn)	\$ 18.65

Eakes Office Solutions	Bath Tissue (3)	\$ 119.55
Eakes Office Solutions	Paper Towels- (3)	\$ 99.75
Eakes Office Solutions	Trash bags, (6)	\$ 213.40
Eakes Office Solutions	Bath Tissue (3)	\$ 116.13
Eakes Office Solutions	Towels (3)	\$ 94.29
Eakes Office Solutions	Cleaner (8)	\$ 151.67
Eakes Office Solutions	Gloves (10)	\$ 78.60
Eakes Office Solutions	Enzyme , gloves, refills for soap	\$ 185.64
Eakes Office Solutions	Trash bags (6)	\$ 198.21
Eakes Office Solutions	Towels (3)	\$ 94.29
Eakes Office Solutions	Bath Tissue (3)	\$ 116.13
Eakes Office Solutions	Cleaner	\$ 18.75
Eakes Office Solutions	Trash bag (6)	\$ 198.21
Eakes Office Solutions	Cleaner (8)	\$ 130.24
Eakes Office Solutions	1 pallet, 40 cases, white copier paper	\$ 1,799.50
Eakes Office Solutions	staples for copiers, 2 packs	\$ 195.98
Eakes Office Solutions	Maintenance supplies	\$ 125.72
Eakes Office Solutions	Maintenance supplies	\$ 162.64
Eakes Office Solutions	Maintenance supplies	\$ 125.72
Eakes Office Solutions	Maintenance supplies	\$ 162.64
Eakes Office Solutions	Credit	\$ (18.64)
Einspahr, Jeff	Reimbursement for mileage Tech Meeting N.Platte	\$ 41.57
Electronic Systems, Inc	Fire Alarm Inspection	\$ 145.00
EMS LINQ INC	W2 Forms, envelopes 1099 Envelopes	\$ 140.51
ESU #10	New Wifi-6E Ap/ Bus wifi/server upgrade	\$ 276.65
ESU #16	Audiology/Program Supervision	\$ 297.50
Faith Cook	SPED Mileage for February	\$ 294.80
Follett School Solutions	Books for Library	\$ 211.98
Frenchman Valley	Fuel 2/1-2/29	\$ 7,404.90
Glowforge	Glowforge Pro (PERKINS)	\$ 5,995.00
Glowforge	Glowforge Accessory Kit (PERKINS)	\$ -
Glowforge	Glowforge Air Filtration Unit (PERKINS)	\$ 1,199.00
Glowforge	Discount	\$ (500.00)
Glowforge	Discount	\$ (25.88)
Grafton & Associates	Adviser Fee E. Gleisberg	\$ 71.00
Graham Tire Kearney	Bus Tires	\$ 560.82
Hills Family Foods	Maintenance supplies	\$ 599.32
HireRight Solutions, Inc.	Background screening services	\$ 106.95
Ideal Linen Supply Inc	Uniform/rags (bus barn)	\$ 75.48
Ideal Linen Supply Inc	mats/rugs (main building)	\$ 216.62
Ideal Linen Supply Inc	Uniform/rags (bus barn)	\$ 75.48
Ideal Linen Supply Inc	mats/rugs (main building)	\$ 216.62
Ideal Linen Supply Inc	Uniform/rags (bus barn)	\$ 75.48
Ideal Linen Supply Inc	mats/rugs (main building)	\$ 216.62
Imperial Country Ford	Seal (transportation)	\$ 46.52
Imperial Country Ford	Parts (transportation)	\$ 103.99
Imperial NAPA	Vehicle repair parts (transportation)	\$ 271.45

Imperial Republican	Advertising	\$ 398.00
J W Pepper	Falcon,Fanfare music	\$ 60.00
Joni Kirwin	Reimbursement Science Fair Supplies	\$ 394.44
JourneyEd.com	Adobe K-12 license	\$ 102.50
Kagan Professional Development	Kagan Coaching/Trainer Travel fee	\$ 6,447.00
Kagan Professional Development	Kagan Cooperative Learning day 3/trainer travel	\$ 4,248.00
KSB School Law	Contracted Legal Services 1/5-1/24	\$ 382.50
KSB School Law	Contracted Legal Services 2/1-2/29/24	\$ 2,317.50
Lexter Solamillo	Contracted Payment	\$ 1,900.00
Lambert, April	Reimbursement for meals at Curriculum Spring Me	\$ 42.92
Martin Doolittle	Concrete pads for shot put	\$ 8,935.20
McConnell Psychological Services, PC	Psychological Services-Professional Educational Se	\$ 7,214.67
McConnell Psychological Services, PC	Special Education Instructional Programs - School	\$ 3,625.00
McConnell Psychological Services, PC	Psych ESU - Ages 3 to 5 - Professional Educational	\$ 333.33
McGraw-Hill	Online Connect Access	\$ 452.64
McNair Agency	Fidelity Bond Renewal	\$ 100.00
Mercedes Winegar	Reimbursement for Mileage for interview	\$ 314.90
Midwest Restaurant Supply LLC	Heater Washer 480V/15KW	\$ 646.00
NAGI-Nicole Havel	DOT medical exam (KC)	\$ 100.00
Nebraska Central Equipment	seat covers and foam backing for activity 14A	\$ 807.20
Nebraska Central Equipment	window latch kit X3	\$ 344.26
Nebraska Central Equipment	Cover seat, foam pads	\$ 452.31
Nebraska Class B Honor Band	2024 Honor Band (2 Students)	\$ 50.00
Occupational Therapy Services, LLC	OT Services/mileage 11/7/23-12/20/23	\$ 4,967.65
OPAA! Food Management, Inc	Testing Snacks	\$ 100.00
Overhead Door Specialists	Service Call/Liftmaster Universal Remote	\$ 137.50
Owens True Value	Spray paint gloss red	\$ 12.48
Owens True Value	Spray paint matte White	\$ 12.48
Owens True Value	Spray Paint Gloss White	\$ 12.49
Owens True Value	Transportation supplies	\$ 69.93
Owens True Value	Maintenance Supplies	\$ 391.91
Pearson Education	Celf-5 (SPED)	\$ 75.55
Pivot Electric	Breaker	\$ 33.52
Rainbow Promise Preschool	SPED Tuition March 2024	\$ 1,045.00
Realityworks	Shipping & Handling	\$ 110.90
Realityworks	RealCare Baby 3 Quote #142712	\$ 2,098.00
RPM Tint	Front Atrium Window Tint	\$ 620.22
Rural Rehabilitation Services, LLC	Speech services/mileage	\$ 2,691.45
Sandy O`Neil	HRA 2023	\$ 900.00
Schaben Services	Air Brakes endorsement (AC)	\$ 50.00
School Speciality Education Essentials	Art Supplies for High School 2024	\$ 744.95
School Specialty	Central Office Supplies	\$ 671.22
St. Joseph Institute For The Deaf	I Hear Therapy 10/2-12/27/23	\$ 1,628.00
Stelling Brass	Vega Cornet repair	\$ 105.00
Stelling Brass	Artley Flute repair	\$ 360.00
Stelling Brass	Selmer clarinet repair	\$ 65.00
Stelling Brass	LeBlanc Clarinet repair	\$ 50.00

Stelling Brass	Jupiter Flute repair	\$ 50.00
Stelling Brass	Yamaha alto sax repair	\$ 151.50
Stelling Brass	cannonball alto sax repair	\$ 118.00
Stelling Brass	Selmer Clarinet repair	\$ 45.00
Stelling Brass	Blessing valve trombone repair	\$ 150.00
Stelling Brass	Vito Clarinet repair	\$ 48.00
Sweetwater Educations Technology Division	nuvo 1 reeds	\$ 15.98
Titan Machinery	Bolts8 (repair transportation)	\$ 8.99
TK Elevator Corporation	Service contract 3/1/24-8/31/2024	\$ 864.66
Troxell`s Heating and Appliance	Amana 4.3 Cubic Ft front load washer/installation	\$ 1,938.78
US Bank	Activity/General Expenses	\$ 14,856.04
Viaero Wireless	Cellphone (maintenance/transportation)	\$ 110.22
Viaero Wireless	3 hotspots	\$ 59.19
Western Nebraska Administrator Dues	23-24 Administrator dues	\$ 125.00
Wheeler, Sherri	PEV -reimbursement cinnamon rolls-in-service	\$ 150.00
Yanda Music & Pro Audio	Manhasset Stand Cart	\$ 550.00
	March 2024 General Fund Bills	\$ 141,687.06
	March 2024 General Payroll	\$ 669,270.51
	March 2024 Total General Fund Expenditures	\$ 810,957.57
OPAA! Food Management, Inc	Extra Entrees for February	\$ 1,915.00
OPAA! Food Management, Inc	February meals	\$ 43,381.74
Midwest Restaurant Supply	Fork Dinner 2 dz./Pot Holders	\$ 139.84
	March 2024 Lunch Fund Expenditures	\$ 45,436.58

Cash Report - For the Year

Printed: 03/12/2024 12:46:14PM
Chase County Schools - Activity Accounting

Activities 1							
Group	0	Activity Groups					
Account Number	Description		Balance Forward	Cash In (Receipts)	Cash Out (Payments)	Adjustments	Balance
Activity Groups							
218		PBIS	7,715.65	2,348.26	(1,183.83)	0.00	8,880.08
	0	Activity Groups	7,715.65	2,348.26	(1,183.83)	0.00	8,880.08
Academic Clubs							
300		Show Choir	0.00	5,969.27	(4,976.50)	0.00	992.77
302		Musical	957.26	0.00	(2,153.00)	0.00	(1,195.74)
303		CCES Music Resale	419.00	600.00	0.00	0.00	1,019.00
304		Band Instrument Rental	858.72	0.00	0.00	0.00	858.72
305		Band Resale	2,350.72	864.19	0.00	0.00	3,214.91
308		Drama	567.16	45.00	(1,536.37)	0.00	(924.21)
309		Fine Arts	897.32	0.00	0.00	0.00	897.32
310		Young Americans	270.00	0.00	0.00	0.00	270.00
311		Tri-M	1,116.00	0.00	(500.00)	0.00	616.00
400		Alumni Clearing	3,075.80	0.00	0.00	0.00	3,075.80
402		CCES Activity Fund	0.00	0.00	0.00	0.00	0.00
	1	Academic Clubs	10,511.98	7,478.46	(9,165.87)	0.00	8,824.57
Athletics							
1-2		Youth Volleyball	0.00	0.00	0.00	0.00	0.00
9410		Weight Lifting	2,716.65	0.00	0.00	0.00	2,716.65
001		CCHS Athletics	4,491.37	162,039.58	(73,138.06)	0.00	93,392.89
002		CCHS Softball	262.15	346.81	(78.50)	0.00	530.46
003		CCHS Football	2,612.27	4,102.37	(1,023.22)	0.00	5,691.42
004		CCHS Volleyball	1,136.54	0.00	0.00	0.00	1,136.54
005		CCHS X-Country	524.94	722.00	0.00	0.00	1,246.94
006		CCHS Basketball - Girls	468.74	0.00	0.00	0.00	468.74
007		CCHS Basketball - Boys	1,442.21	448.00	(1,360.00)	0.00	530.21
008		CCHS Wrestling	1,500.00	1,077.64	0.00	0.00	2,577.64
009		CCHS Track - Girls	160.73	1,776.54	(39.96)	0.00	1,897.31
010		CCHS Track - Boys	1,306.80	1,290.86	(228.30)	0.00	2,369.36
011		CCHS Golf	806.17	524.41	(978.00)	0.00	352.58
013		JH Football	558.00	0.00	0.00	0.00	558.00
014		JH Volleyball	0.00	0.00	0.00	0.00	0.00
015		JH Basketball - Girls	0.00	0.00	0.00	0.00	0.00
016		JH Basketball - Boys	0.00	0.00	0.00	0.00	0.00
017		JH Wrestling	0.00	0.00	0.00	0.00	0.00
018		JH Girls Track	0.00	0.00	0.00	0.00	0.00
019		JH Boys Track	29.52	0.00	0.00	0.00	29.52
020		PE Uniform Resale	330.00	0.00	0.00	0.00	330.00
021		HS Milner Benefit Fund	250.00	0.00	0.00	0.00	250.00
023		AD Savings	722.00	8,002.00	0.00	0.00	8,724.00

Cash Report - For the Year

Printed: 03/12/2024 12:46:14PM
Chase County Schools - Activity Accounting

Activities 1							
Group 2 Athletics							
Account Number	Description	Balance Forward	Cash In (Receipts)	Cash Out (Payments)	Adjustments	Balance	
024	Youth Volleyball	5,567.35	7,028.30	(5,236.76)	0.00	7,358.89	
025	Flag Football	0.00	1,200.00	(1,003.68)	0.00	196.32	
1-2-026	E-Sports	0.00	1,655.47	0.00	0.00	1,655.47	
100	Cheerleaders	0.00	931.24	(1,871.60)	0.00	(940.36)	
2 Athletics		24,885.44	191,145.22	(84,958.08)	0.00	131,072.58	* Group
Classes							
508	Class of 2019	0.00	0.00	0.00	0.00	0.00	
509	Class of 2020	0.00	0.00	0.00	0.00	0.00	
510	Class of 2021	0.00	0.00	0.00	0.00	0.00	
511	Class of 2022	4,035.25	0.00	0.00	0.00	4,035.25	
1-3-513	Class of 2023	90.82	0.00	0.00	0.00	90.82	
514	Class of 2024	5,213.64	1,492.00	(2,447.50)	0.00	4,258.14	
515	Class of 2025	7,814.54	1,754.71	(500.00)	0.00	9,069.25	
516	Class of 2026	2,967.51	2,907.00	(275.00)	0.00	5,599.51	
517	Class of 2027	180.72	2,892.79	0.00	0.00	3,073.51	
518	Class of 2028	420.47	61.50	(61.50)	0.00	420.47	
519	Class of 2029	387.09	61.50	(61.50)	0.00	387.09	
520	Class of 2030	387.11	0.00	0.00	0.00	387.11	
3 Classes		21,497.15	9,169.50	(3,345.50)	0.00	27,321.15	* Group
Clubs and Organizations							
1-4	Multicultural Club	0.00	0.00	0.00	0.00	0.00	
203	Art Club	150.00	0.00	0.00	0.00	150.00	
416	Decals	340.00	0.00	0.00	0.00	340.00	
101	CCHS Annual	15,100.80	7,125.00	(3,656.29)	0.00	18,569.51	
102	CCES Yearbook	8,122.51	72.00	0.00	0.00	8,194.51	
103	Thespians - Speech	229.70	391.50	(366.95)	0.00	254.25	
104	Student Council	2,277.85	497.00	(722.64)	0.00	2,052.21	
106	CCS Flower Fund	0.00	309.00	(62.00)	0.00	247.00	
107	Technology	2,700.00	0.00	0.00	0.00	2,700.00	
108	Electric Car Project	493.76	0.00	0.00	0.00	493.76	
109	Inter Acct	500.00	0.00	0.00	0.00	500.00	
200	FBLA	8,751.26	2,338.93	(5,154.51)	0.00	5,935.68	
201	FBLA - Sponsor	0.00	0.00	(138.34)	0.00	(138.34)	
202	FBLA Bank	21,390.64	0.00	0.00	0.00	21,390.64	
901	Student Deposits - FBLA Bank	(9,974.08)	0.00	0.00	0.00	(9,974.08)	
204	Multicultural Club	3,426.46	747.00	(722.05)	0.00	3,451.41	
205	FCCLA	4,187.83	14,310.89	(11,048.71)	0.00	7,450.01	
206	FCCLA - Sponsor	0.00	0.00	0.00	0.00	0.00	
207	Pro Start	0.00	0.00	0.00	0.00	0.00	
210	FFA	0.00	68,209.72	(59,398.57)	0.00	8,811.15	

Cash Report - For the Year

Printed: 03/12/2024 12:46:14PM
Chase County Schools - Activity Accounting

Activities 1							
Group	4	Clubs and Organizations					
Account Number	Description		Balance Forward	Cash In (Receipts)	Cash Out (Payments)	Adjustments	Balance
211	FFA - Sponsor		0.00	0.00	0.00	0.00	0.00
212	FFA-Farm Account		1,654.50	0.00	0.00	0.00	1,654.50
213	FFA-Memorial		11,209.24	(6,000.00)	0.00	0.00	5,209.24
219	Quiz Bowl		388.98	155.50	0.00	0.00	544.48
1-4-220	National Honor Society		0.00	0.00	0.00	0.00	0.00
220	National Honor Society		142.68	0.00	0.00	0.00	142.68
420	PTO		1,035.00	604.58	(830.55)	0.00	809.03
4	Clubs and Organizations		72,127.13	88,761.12	(82,100.61)	0.00	78,787.64
							* Group
Miscellaneous							
418	Milk Fund		326.95	0.00	0.00	0.00	326.95
419	Reading Intervention		62.38	0.00	0.00	0.00	62.38
801	J & J Bernard Scholarship		4,500.00	1,500.00	0.00	0.00	6,000.00
803	SPED Memorial		0.00	5,125.00	0.00	0.00	5,125.00
804	Alta Heir Scholarship		21,992.42	0.00	0.00	0.00	21,992.42
805	Rod Markee Scholarship		1,000.00	0.00	0.00	0.00	1,000.00
806	Don Maucher Scholarship		215.00	0.00	0.00	0.00	215.00
807	Gary Adler Memorial Scholarship		9,500.00	0.00	0.00	0.00	9,500.00
214	I.A Resale		4,680.00	960.00	0.00	0.00	5,640.00
215	Building Construction		1,950.62	1,000.00	(2,172.43)	0.00	778.19
405	Art Resale		3,294.00	500.00	0.00	0.00	3,794.00
408	Library Book Sales		0.00	0.00	0.00	0.00	0.00
409	Defib Training/Flu Vac Fund		94.32	120.00	(121.52)	0.00	92.80
412	Special Projects		0.00	0.00	0.00	0.00	0.00
414	Staff/Student Appreciation		(257.87)	1,000.00	(601.54)	0.00	140.59
415	Monthly Interest		6,432.21	3,150.23	0.00	0.00	9,582.44
417	Concessions		794.86	28,497.74	(26,764.53)	0.00	2,528.07
1-9-419	Reading Intervention		0.00	0.00	0.00	0.00	0.00
421	Share The Love Fund		0.00	2,156.00	(1,900.00)	0.00	256.00
1-9-802	Gladys B & Les Smith Scholarship		0.00	0.00	0.00	0.00	0.00
802	Gladys B & Les Smith Scholarship		19,044.16	0.00	0.00	0.00	19,044.16
808	William & Phil Clancy Scholarship		0.00	1,000.00	0.00	0.00	1,000.00
900	CD		102,709.40	0.00	0.00	0.00	102,709.40
1-9-999-9	Activity Clearing		0.00	0.00	0.00	0.00	0.00
999	Activity Clearing		338.01	3,956.08	(5,498.13)	0.00	(1,204.04)
9	Miscellaneous		176,676.46	48,965.05	(37,058.15)	0.00	188,583.36
							* Group
1	Activities		313,413.81	347,867.61	(217,812.04)	0.00	443,469.38
							Location
	Report Total:		313,413.81	347,867.61	(217,812.04)	0.00	443,469.38

Activities Director's Report

March 12, 2024

C1-6 District Speech will be held in Wallace on Friday, March 15th starting at 9:00 AM Mountain Time. The top 3 Advance to State in Kearney.

CCS Speech Showcase: There will be a presentation of the CCS 2024 speakers Monday, March 18th at 6:00 PM in the Auditorium.

State Speech will be held at Kearney High School on Thursday, March 21st 7:30 AM.

State Wrestling was in Omaha February 15th-17th (Congratulations to both wrestlers and coaches!!!)

Jaret Peterson (48-0) 1st Place Class C State Champion @ 215

Thomas Reeves (47-8) 3rd Place C175

Luis Co 5th Place (48-7) 5th Place C144

Zach Tarin 285 (40-7) C285

Westyn Mendenhall (31-17) C157

Hayley Rusher (23-6) G145

Brooke Schilke (31-12) G155

Show Choir competed in Grand Island on Saturday, March 24, 2024. Both the Junior High and High School made the trip leaving at 5:00 AM with two buses. The Junior High received an Excellent and the 9th Street Singers were Grand Champions. Chase County also hosted the NCDA Show Choir Festival on Monday, February 12th.

SPVA Music Contest will be @ North Platte St. Pat's Tuesday, March 19, 8:00 AM MT.

High School Quiz bowl is competing today Tue., March 12th @ Perkins Co. @ 3:00 PM

Freedoms Foundation Trip Departed Wed., March 6th at 5:00 PM. They will be gone March 6th to March 13th. Ryan and Megan Wisnieski have been keeping everyone updated and they will return home tomorrow Wednesday, March 13th arriving in Denver around 4:20 PM and back to Imperial around 9:00 PM

State FFA will be in Lincoln from April 3rd-5th

State FCCLA will be in Lincoln April 7th-9th

State FBLA will be in Kearney from April 11th-13th

Spring Sports Participation #'s

Boys Track 55, Last Year 52

Girls Track 43, Last Year 37

Golf 23 (Boys 19 & Girls 4), Last Year 11 (Boys 9 & Girls 2)

Prom is scheduled for Saturday, March 16th. Promenade is at 5:30 PM Auxiliary Gym with the Dinner and Dance to follow Broken Arrow Cellars at 7:00 PM to 11:00 PM. After Prom will be held back at the school 11:00 PM to 1:00 AM.

If you have any questions about my report, please email me at thauxwell@chasecountyschools.org



March, 2024

Sunday	Monday	Tuesday	Wednesday	Thursday	Friday	Saturday
					K-12th 8:00am Basketball- G/Varsity University of Nebraska-Lincoln vs. TBA	1 7:00am Speech-Varsity Maxwell vs. Multiple Schools vs. Maxwell 8:00am Basketball- G/Varsity University of Nebraska-Lincoln vs. TBA 8:00am-4:00pm Basketball @ Multiple Locations 6:00pm FFA @ Multiple Locations
3	K-12th	4 K-12th 8:00am FFA @ Curtis 5:30pm-7:00pm Wrestling @ Cafeteria	5 K-12th 8:00am Basketball- B/Varsity University of Nebraska-Lincoln 5:00pm Freedoms Foundation @ Denver	6 End of 3rd Quarter K-12th Freedoms Foundation 8:00am Basketball- B/Varsity University of Nebraska-Lincoln	7 Spring Break K-12th Freedoms Foundation 8:00am Basketball- B/Varsity University of Nebraska-Lincoln	8 Freedoms Foundation 8:00am Basketball- B/Varsity University of Nebraska-Lincoln
10 Freedoms Foundation	11 K-12th Freedoms Foundation 8:00am-3:30pm Teacher In-Service 6:00pm SPVA @ Ogallala	12 SPVA K-12th Freedoms Foundation More...	13 K-12th 4:20pm Freedoms Foundation @ Denver	14 K-12th 3:30pm Track @ Chase County Schools	15 K-12th 9:00am Speech-Varsity Wallace Public vs. Multiple Schools vs. Wallace Public	16 5:30pm-1:00am Prom @ Multiple Locations
17 Grades K-2	18 Grades K-2 8:00am SPVA @ North Platte	19 Grades K-2 3:00pm Quiz Bowl @ Southwest High School	20 Grades K-2 7:30am Speech-Varsity Kearney vs. Multiple Schools vs. Kearney 9:00am-3:00pm Blood Drive @ Auxiliary Gym Track JV/Varsity (Date Changed to 03-22-24)	21 Grades K-2 1:00pm Track-JV/Varsity (Date & Time Changed from 03-21-24) Perkins County vs. Multiple Schools vs. Perkins County	22 Band @ Grand Island	23
24 Grades K-2 6:30pm 5th-8th Grade @ Auditorium	25 Grades K-2	26 Grades K-2	27 Grades K-2 10:00am Track-JV/Varsity Ogallala vs. Multiple Schools vs. Ogallala	28 Easter Break	29	30
31						

April, 2024

Sunday	Monday	Tuesday	Wednesday	Thursday	Friday	Saturday
	Easter Break	1 SPVA 8:00am-3:30pm Teacher In-Service 9:00am Golf-B/Varsity Dundy County Stratton	2 9th Grade FFA @ Lincoln	3 FFA @ Lincoln 9:00am Track-JH Dundy County Stratton vs. Multiple Schools vs. Dundy County Stratton	4 FFA @ Lincoln	5 9:00am Track-JV/Varsity Cambridge vs. Multiple Schools vs. Cambridge
7 FCCLA @ Lincoln	8 9th Grade FCCLA @ Lincoln	9 3-8 MAP Science FCCLA @ Lincoln 7:30am Monthly Meeting @ Auditorium More...	10 3-8 MAP Science 11th Grade	11 Musical @ Auditorium 3-8 MAP Science FBLA @ Kearney More...	12 FBLA @ Kearney 9:00am Track-JV/Varsity Sutherland vs. Multiple Schools vs. Sutherland	13 FBLA @ Kearney 2:00pm Musical @ Auditorium 7:00pm Musical @ Auditorium
14 2:00pm Musical @ Auditorium	15 11th Grade Grades 3rd-8th Musical @ Auditorium	16 Grades 3rd-8th 9:00am Track-JV/Varsity Chase County vs. Multiple Schools 9:00am Golf-B/Varsity Perkins County vs. Multiple Schools vs. Perkins County	17 Grades 3rd-8th 10th Grade 9:00am Track-JH Sutherland vs. Multiple Schools vs. Sutherland	18 District Music @ McCook Grades 3rd-8th Grades 3rd-8th	19 Grades 3rd-8th Grades 3rd-8th 9:00am Golf-B/Varsity Southwest Public Schools vs. Multiple Schools vs. Southwest Public Schools	20 9:00am Track-JV/Varsity Hershey vs. Multiple Schools vs. Hershey 4:00pm Dance Recital @ Auditorium
21 SPVA 4:00pm Dance Recital @ Auditorium	22 Grades 3rd-8th 12:00pm Track-JV/Varsity McCook vs. Multiple Schools vs. McCook 3:30pm Track-JH Perkins County	23 11th Grade @ Chase County Schools Grades 3rd-8th 9:00am Golf-B/Varsity Garden County Schools vs. Multiple Schools vs. Garden County Schools	24 Grades 3rd-8th 11th Grade 8:00am-3:30pm K-12th @ Wrestling Room	25 Grades 3rd-8th 9:00am Track-JH Chase County vs. Multiple Schools 5:00pm-8:00pm K-12th @ Wrestling Room	26 SPVA @ Hershey Grades 3rd-8th 8:00am-3:30pm K-12th @ Wrestling Room More...	27 9:00am-3:00pm Cheerleading @ Auxiliary Gym 6:00pm FFA @ <u>Multiple Locations</u>
28	29 Grades 3rd-8th 8:00am Track-JV/Varsity North Platte vs. Multiple Schools vs. North Platte 1:00pm 5th-6th Band @ Chase County Schools	30 Grades 3rd-8th 9:00am Golf-B/Varsity Creek Valley vs. Multiple Schools vs. Creek Valley 2:00pm Track-JV/Varsity Sutherland vs. Multiple Schools vs. Sutherland				

Chase County School Board Meeting
Mr. Barr's Secondary Principal Report – March, 2024

Topics	Information
Student Information	<ul style="list-style-type: none"> • Student enrollment (as of March 11, 2024) – see chart below • Students discipline (as of March 11, 2024 – see chart below • 90.6% average attendance rate from February 13, 2024 – March 11, 2024
Professional Development	<ul style="list-style-type: none"> • Chase County teachers participated in the 3rd Kagan training on March 11, 2024
Effective Operations	<ul style="list-style-type: none"> • FFA week was held on February 19th – February 23rd. 2024 • Prom tux measurements were provided by Prom Shoppe on February 28, 2024 • The administrative team met with ESU 15 on March 1, 2024 to discuss ESU support within Chase County Schools • The PBIS team met on March 6, 2024 to review PBIS processes and goals for next school year • The Chase County School Improvement Team met on March 7, 2024 to review school improvement goals • Mrs. J. Paisley is in the final steps of scheduling students for the 2024-2025 school year • 3rd quarter grades are being finalized by the administrative team • Mr. Barr is continuing to conduct second semester observations • The administrative team continue to conduct interviews for open teaching positions for the 2024-2025 school year • Mrs. Lambert continues to meet with administration and teachers to receive feedback on upcoming curriculum adoptions and resources
Community Involvement	<ul style="list-style-type: none"> • FFA Student auction was a huge success and was held on March 1, 2024 • Multicultural Club visited Northern Junior Community College on March 4, 2024 • Freedom Foundation participants left for Washington D.C. on March 6, 2024
School Goals	<ul style="list-style-type: none"> • Chase County staff met for a bowling gathering on February 23, 2024 • Chase County Board members and the administrative team participated in a Board retreat on March 4, 2024 • Bleacher crew has started on deconstruction of the Longhorn gym bleachers

Student Enrollment

Grade	Number of Students
7 th	48
8 th	50
9 th	60
10 th	46
11 th	58
12 th	48
Total:	310

Student Discipline Incidents

Detention (Lunch, Before/After School)	In-School Suspension	Out-of-School Suspension
7 incidents	5 incidents	7 incidents

Mrs. Odens' March 2024 School Board Report

The K-4 staff and students celebrated Dr. Seuss the week of March 4th thru March 7th. The first graders led the celebration by having different themes for each day. Prizes were given for the best dressed for each day.

Mr. Lambert, Mr. Barr, and I have been continuing to interview and communicate with prospective teachers to fill our current openings.

We had a staff gathering on Friday, February 23rd at the bowling alley. It was very well attended and a lot of people bowled.

Our K-4 teachers had some training with our science curriculum on March 19th. This training was included in the purchase of the product.

We had another day of Kagan training Tuesday, March 11th. The teachers were also given time to work with their PLC groups in the afternoon.

Mrs. Sparrow is busy working on our paperwork for our ESSA monitoring visit. They will come to our school on March 26th.

I am working on completing all of my evaluations of certified staff for the 2023-2024 school year. I plan on being done next week.

Our current enrollment for K-6 is 310 students.

Board Report

March 12, 2024

Adam Lambert
Superintendent of Schools

Academics & Students

- Finished up the winter sports season. Our winter concessions profit, which goes to every organization that helps run it, was \$24,786.34
- Sherri Wheeler and I have been working with NDE's school lunch program on a school lunch review.
- Continue to set up interviews to fill vacant positions. Current openings are 4th grade and an additional special education teacher. We are in the process of setting up JAG interviews as they have concluded their first round of interviews/screeners.
- Developed a plan with the PE department with one of the gyms being shut down due to construction.
- We had a staff gathering at the bowling alley, which was well attended.
- Met with AHEC to go over our student survey results. (attached)
- Spent the last couple of weeks building the 24-25 district calendar with staff input.
- Worked with American Fidelity concerning staff deductible reimbursement
- Attended a zoom meeting with NDE concerning AQuest classification.
- Have been finalizing contract language with the help of our law firm concerning the parking lot project.
- Worked with Beau McConnell on setting up drivers education for this summer
- Attended a zoom meeting with NDE concerning budgeting for next year.
- Prepared for our board retreat.
- Met with some members of the curriculum committee to go through CTE adoption materials.
- Worked on the Perkins V self assessment.
- Worked on reporting to the federal government through the CRDC.

- Met with our school improvement team and assigned roles for each member to try to hold us accountable to the plan.

Building & Grounds

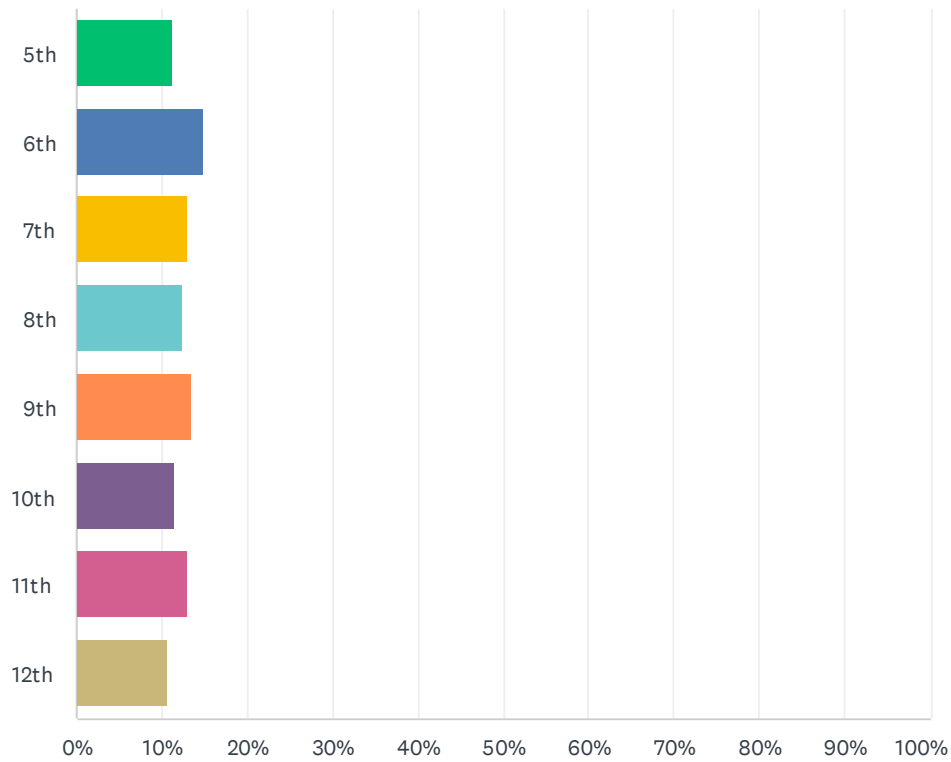
- All of the gym bleachers have been removed except the northeast corner so that they still have stairs to carry materials in and out.
- Parking lot project is currently scheduled to start May 23rd, which is a day after the last day of school.
- Met with a couple gym floor refurbishing companies and will talk more about that this evening.
- Ordered one set of shot clocks and will order the other set at the April meeting once I have a chance to meet with buildings and grounds.
- Concrete work for the discus and shot put rings have been completed. We also ordered and installed new safety nets.

Budget & Finance

- Account Balances as of 3/12/2024. Approximately 4.2% savings after 7 months of expenditures.
 - General Fund Balance \$2,584,820
 - Depreciation Fund Balance \$987,212
 - Lunch Fund Balance \$301,022
 - Special Building Fund Balance \$819,053
 - QCPUF Balance \$115
 - Bond Balance \$66

Q1 What grade are you currently in?

Answered: 356 Skipped: 1



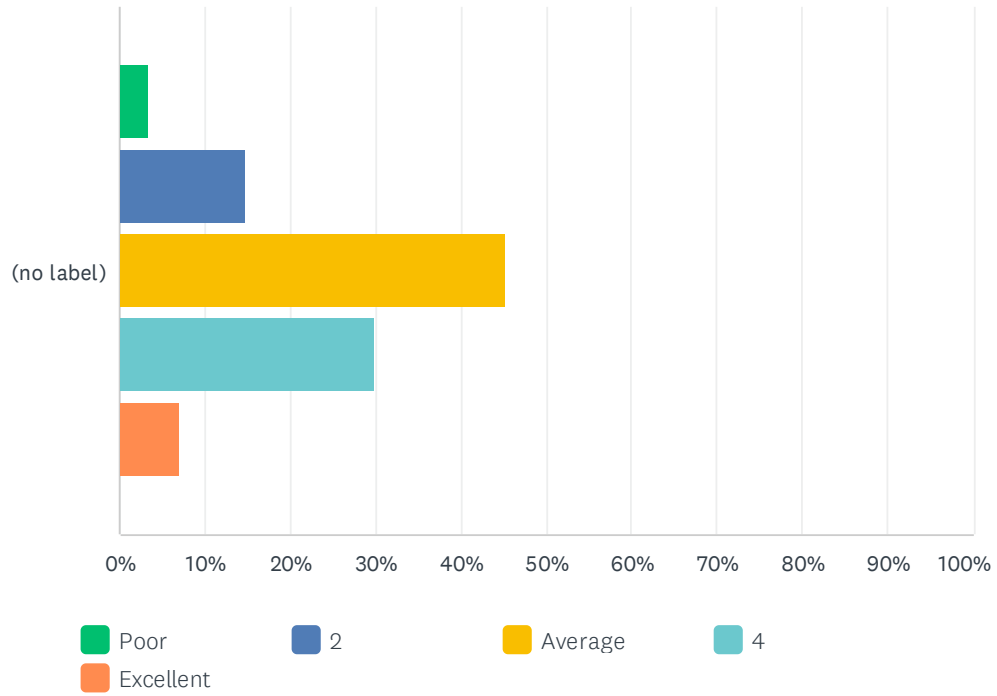
ANSWER CHOICES	RESPONSES	
5th	11.24%	40
6th	14.89%	53
7th	12.92%	46
8th	12.36%	44
9th	13.48%	48
10th	11.52%	41
11th	12.92%	46
12th	10.67%	38
TOTAL		356

Q2 What town do you live in or nearby?

Answered: 355 Skipped: 2

Q3 Overall, rate your community as a place to live as a teen.

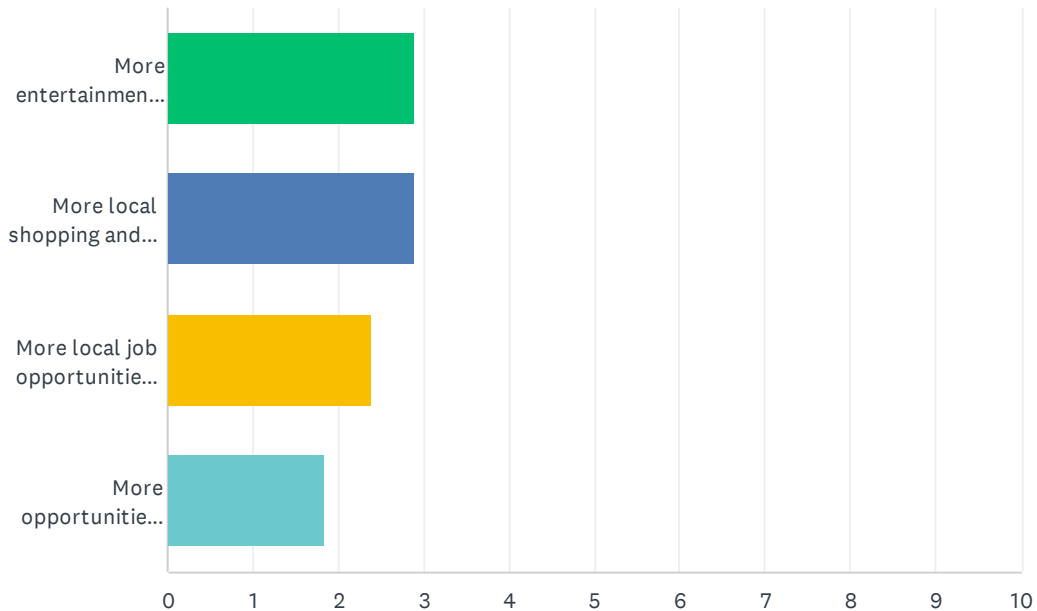
Answered: 356 Skipped: 1



	POOR	2	AVERAGE	4	EXCELLENT	TOTAL	WEIGHTED AVERAGE
(no label)	3.37%	14.61%	45.22%	29.78%	7.02%	356	3.22
	12	52	161	106	25		

Q4 What changes would you like to see that would make your community a better place to live? (Please rank the following list from 1 as your highest priority to 4 your lowest.)

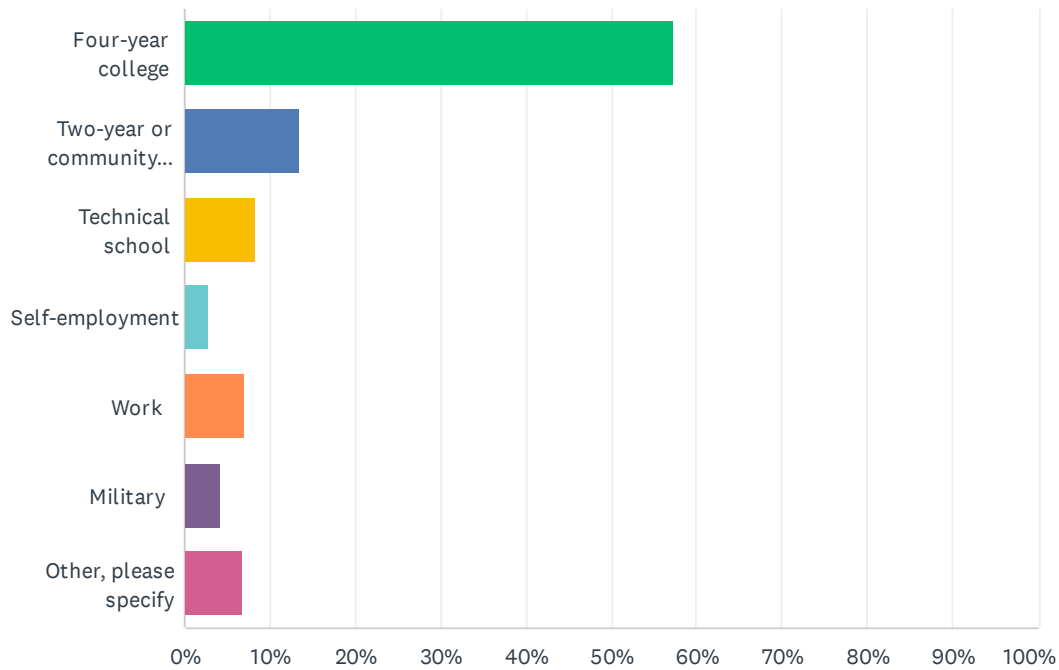
Answered: 350 Skipped: 7



	1	2	3	4	TOTAL	SCORE
More entertainment and recreation options	35.17% 121	31.69% 109	20.35% 70	12.79% 44	344	2.89
More local shopping and restaurant options	34.78% 120	33.04% 114	18.55% 64	13.62% 47	345	2.89
More local job opportunities for teens	18.68% 65	24.71% 86	33.05% 115	23.56% 82	348	2.39
More opportunities to be involved in community events and projects	10.95% 38	11.24% 39	27.67% 96	50.14% 174	347	1.83

Q5 What are your plans after high school graduation? (Select one)

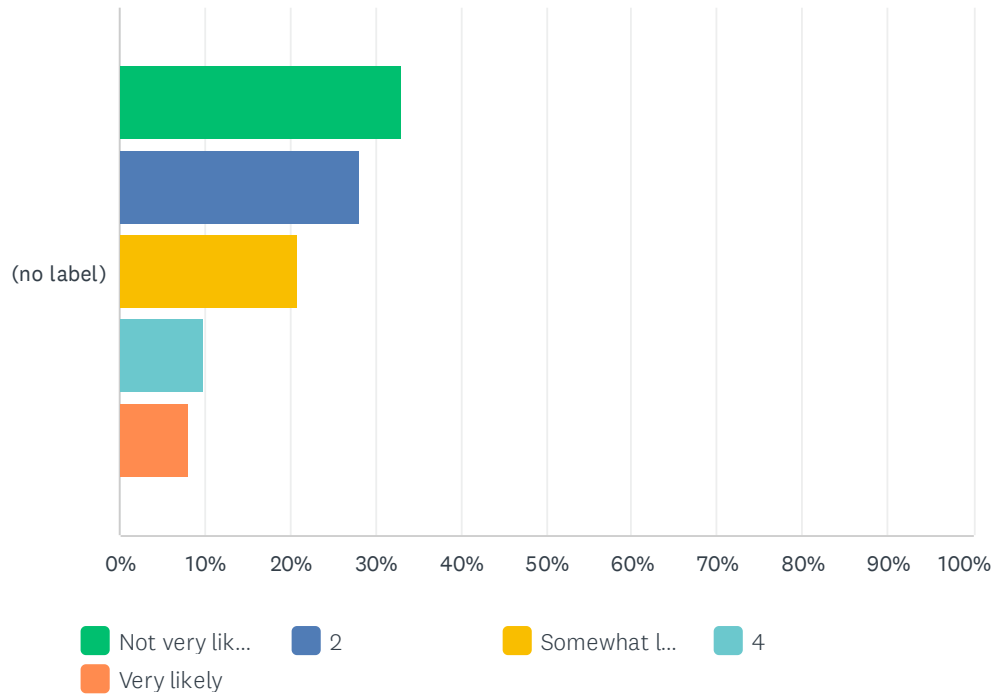
Answered: 352 Skipped: 5



ANSWER CHOICES	RESPONSES	
Four-year college	57.39%	202
Two-year or community college	13.35%	47
Technical school	8.24%	29
Self-employment	2.84%	10
Work	7.10%	25
Military	4.26%	15
Other, please specify	6.82%	24
TOTAL		352

Q6 If quality career or business ownership opportunities were available, how likely is it that you would prefer to stay in this area to live after graduating high school?

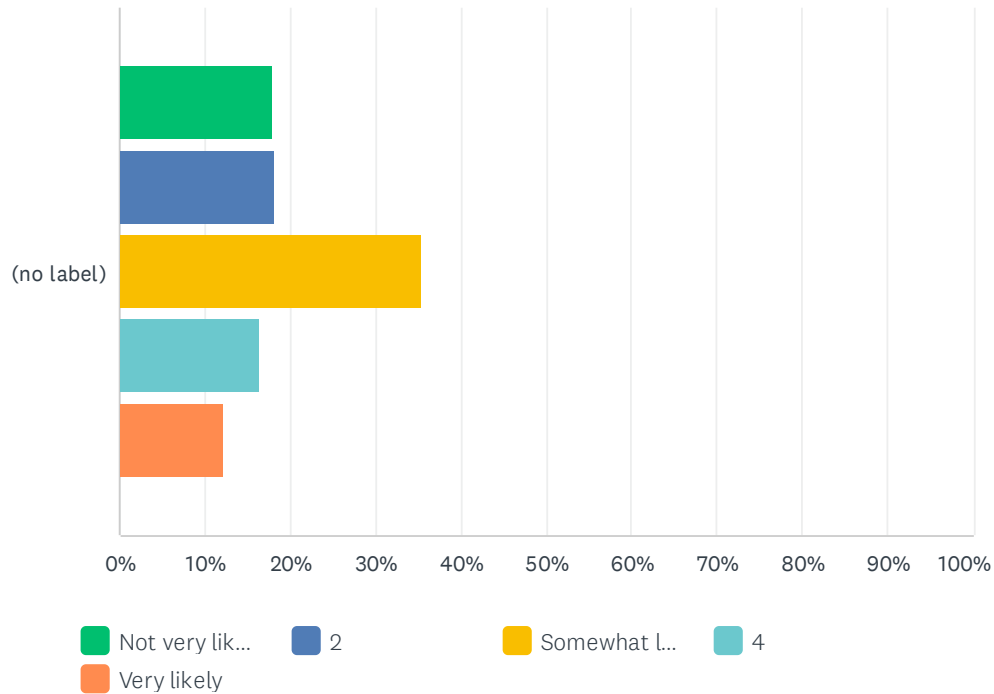
Answered: 355 Skipped: 2



	NOT VERY LIKELY	2	SOMEWHAT LIKELY	4	VERY LIKELY	TOTAL	WEIGHTED AVERAGE
(no label)	32.96%	28.17%	20.85%	9.86%	8.17%	355	2.32
	117	100	74	35	29		

Q7 If quality career or business ownership opportunities were available, how likely is it that you would prefer to return in the future to this area to live?

Answered: 353 Skipped: 4

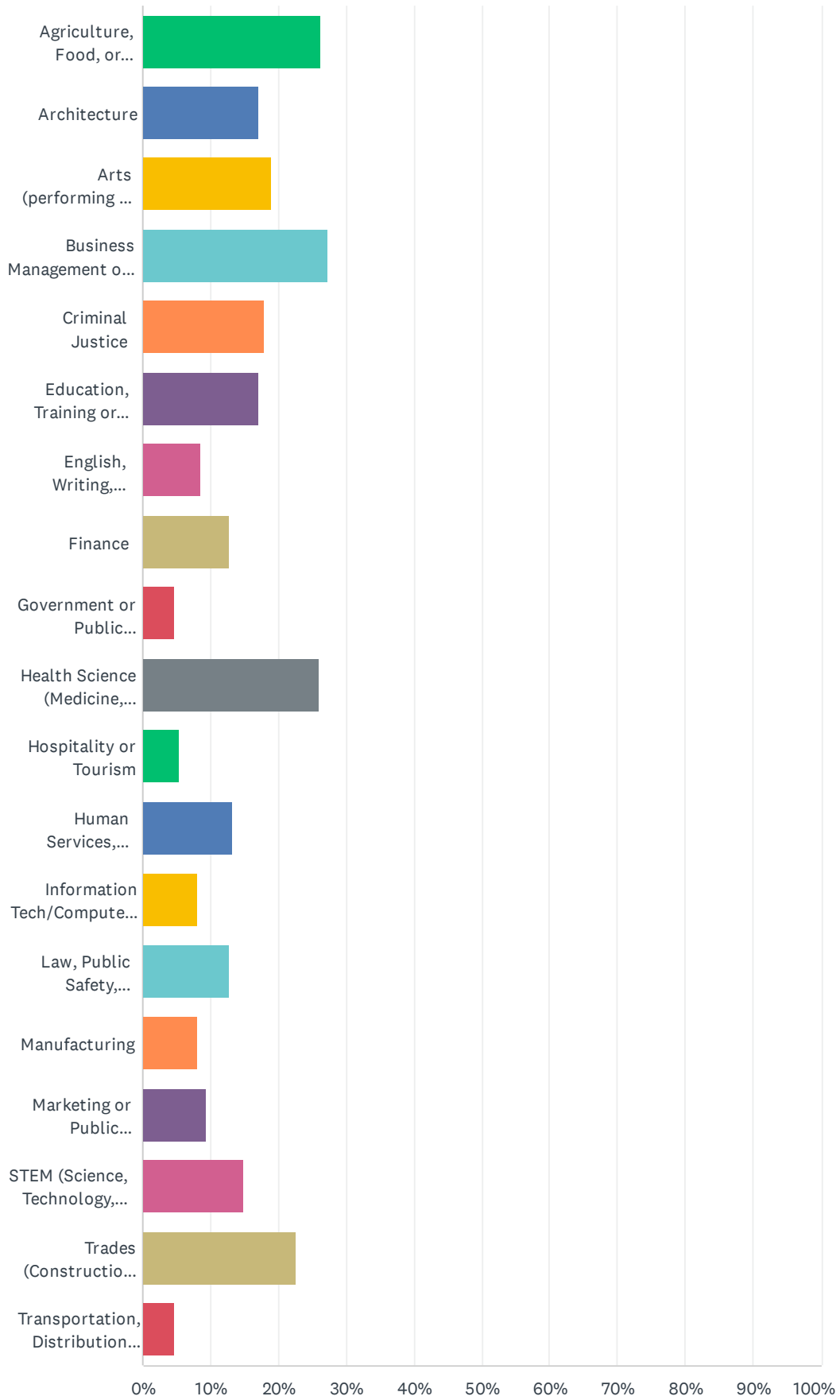


	NOT VERY LIKELY	2	SOMEWHAT LIKELY	4	VERY LIKELY	TOTAL	WEIGHTED AVERAGE
(no label)	17.85%	18.13%	35.41%	16.43%	12.18%	353	2.87
	63	64	125	58	43		

Q8 What career fields are you currently considering? (please mark all that apply)

Answered: 342 Skipped: 15

Chase County Teen Opportunities Survey

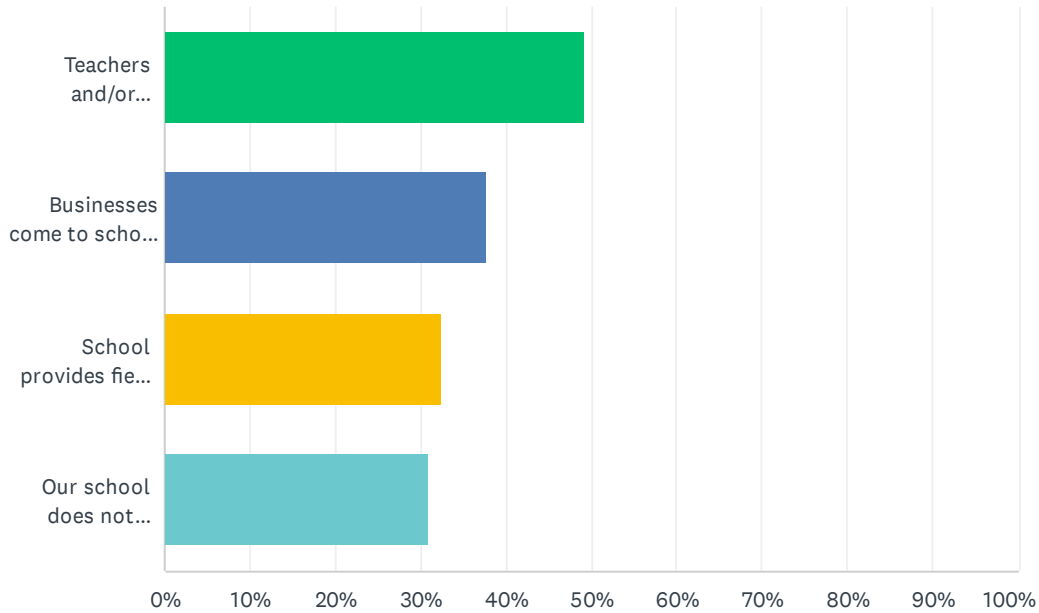


Chase County Teen Opportunities Survey

ANSWER CHOICES	RESPONSES	
Agriculture, Food, or Natural Resources	26.32%	90
Architecture	16.96%	58
Arts (performing or visual), A/V Technology, or Communication	19.01%	65
Business Management or Administration	27.19%	93
Criminal Justice	17.84%	61
Education, Training or Childcare Provider	16.96%	58
English, Writing, Journalism or Foreign Language	8.48%	29
Finance	12.87%	44
Government or Public Administration	4.68%	16
Health Science (Medicine, Nursing, EMT/Paramedic, Med Lab Tech, Exercise Science or Health Information)	26.02%	89
Hospitality or Tourism	5.26%	18
Human Services, Psychology or Social Work	13.16%	45
Information Tech/Computer Science	8.19%	28
Law, Public Safety, Corrections or Security	12.87%	44
Manufacturing	8.19%	28
Marketing or Public Relations	9.36%	32
STEM (Science, Technology, Engineering or Math)	14.91%	51
Trades (Construction, Welding, Automotive, Diesel and Aviation Mechanics, or Powerline)	22.51%	77
Transportation, Distribution or Logistics	4.68%	16
Total Respondents: 342		

Q9 In what ways does your school teach students about career opportunities available in your community (please mark all that apply)?

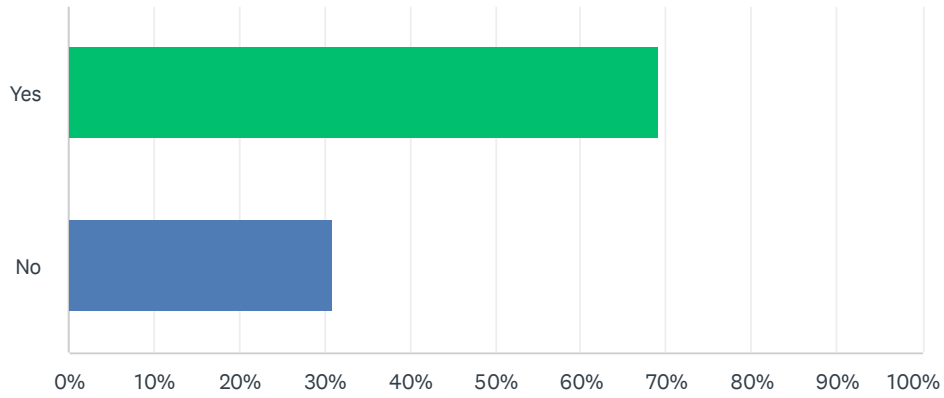
Answered: 352 Skipped: 5



ANSWER CHOICES	RESPONSES	
Teachers and/or Counselors talk with students about local career opportunities	49.15%	173
Businesses come to school to talk with students about careers available	37.78%	133
School provides field trips or job shadowing for students to visit local businesses	32.39%	114
Our school does not currently teach students about local career opportunities	30.97%	109
Total Respondents: 352		

Q10 Are you interested in an internship in the career field(s) you are considering?

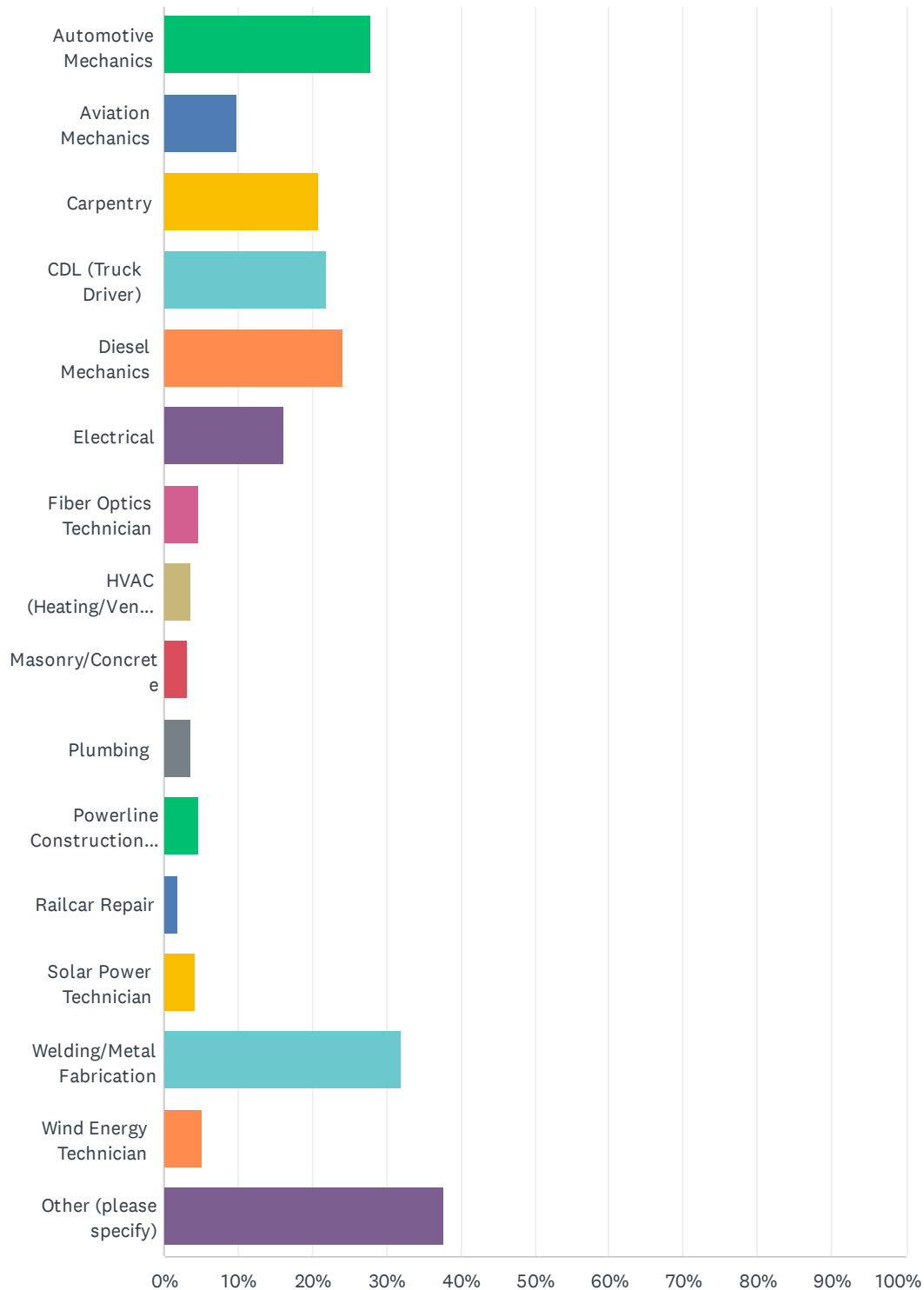
Answered: 355 Skipped: 2



ANSWER CHOICES	RESPONSES	
Yes	69.01%	245
No	30.99%	110
TOTAL		355

Q11 Are you interested in learning about career opportunities in one or more of the following trades in our region (please select all that interest you)?

Answered: 254 Skipped: 103

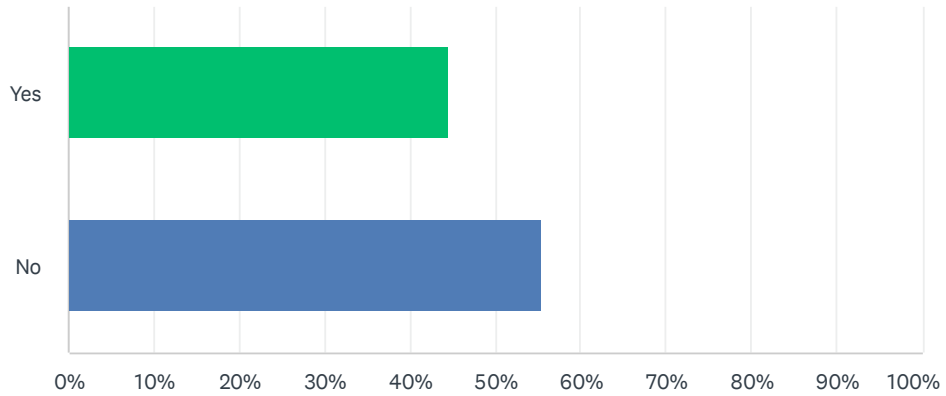


Chase County Teen Opportunities Survey

ANSWER CHOICES	RESPONSES	
Automotive Mechanics	27.95%	71
Aviation Mechanics	9.84%	25
Carpentry	20.87%	53
CDL (Truck Driver)	22.05%	56
Diesel Mechanics	24.02%	61
Electrical	16.14%	41
Fiber Optics Technician	4.72%	12
HVAC (Heating/Ventilation/Air Conditioning)	3.54%	9
Masonry/Concrete	3.15%	8
Plumbing	3.54%	9
Powerline Construction/Lineman	4.72%	12
Railcar Repair	1.97%	5
Solar Power Technician	4.33%	11
Welding/Metal Fabrication	31.89%	81
Wind Energy Technician	5.12%	13
Other (please specify)	37.80%	96
Total Respondents: 254		

Q12 Do you currently have a part-time job or internship?

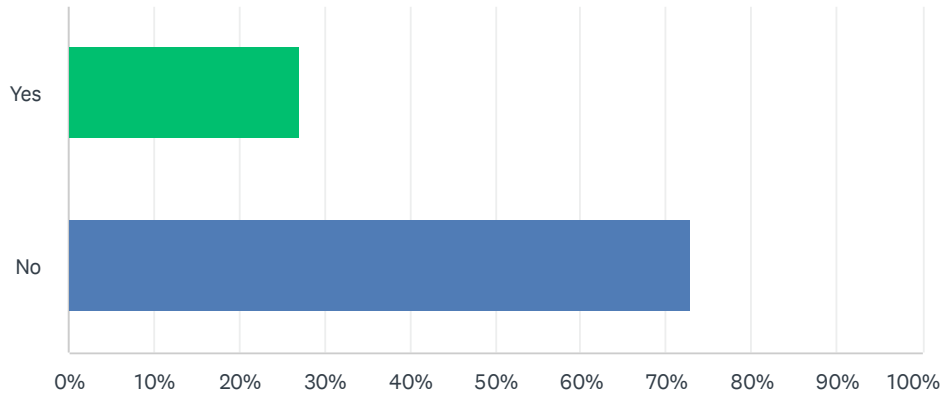
Answered: 354 Skipped: 3



ANSWER CHOICES	RESPONSES	
Yes	44.63%	158
No	55.37%	196
TOTAL		354

Q13 Do you have a small business right now (i.e. livestock, craft-making, game design, etc.)?

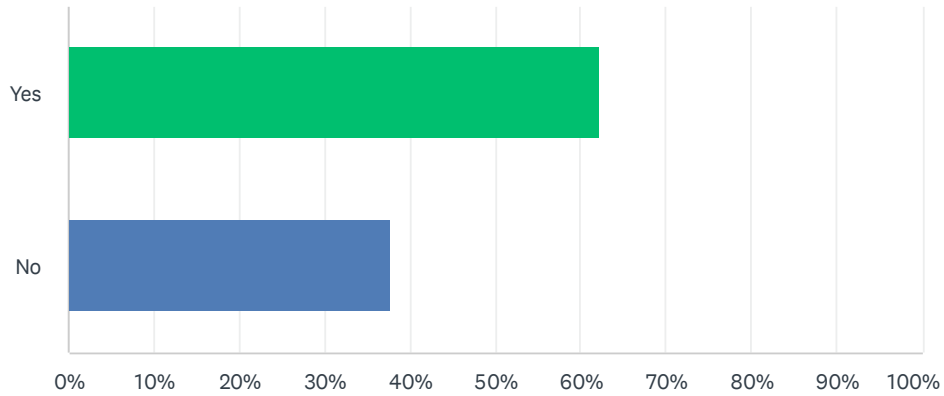
Answered: 355 Skipped: 2



ANSWER CHOICES	RESPONSES	
Yes	27.04%	96
No	72.96%	259
TOTAL		355

Q14 Do you have an interest in owning your own business in the future?

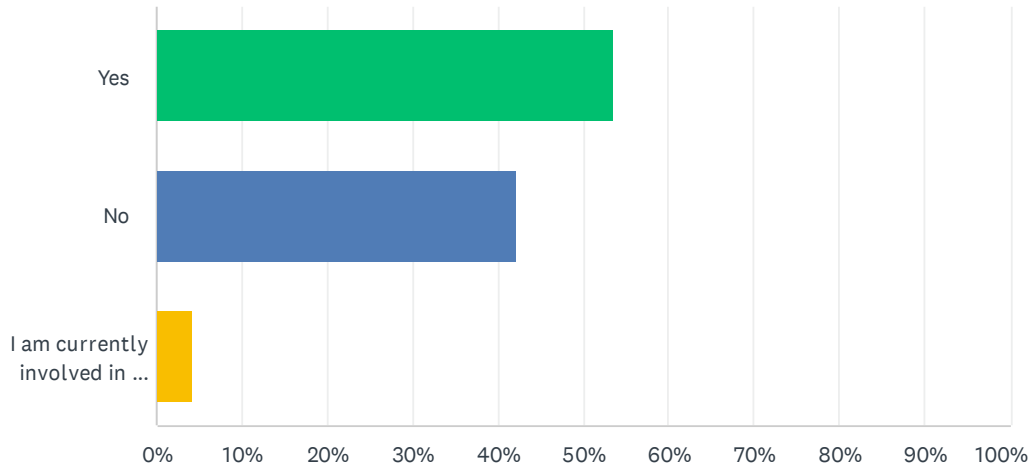
Answered: 353 Skipped: 4



ANSWER CHOICES	RESPONSES	
Yes	62.32%	220
No	37.68%	133
TOTAL		353

Q15 Would you be interested in taking an entrepreneurship class to get hands on experience in starting your own business?

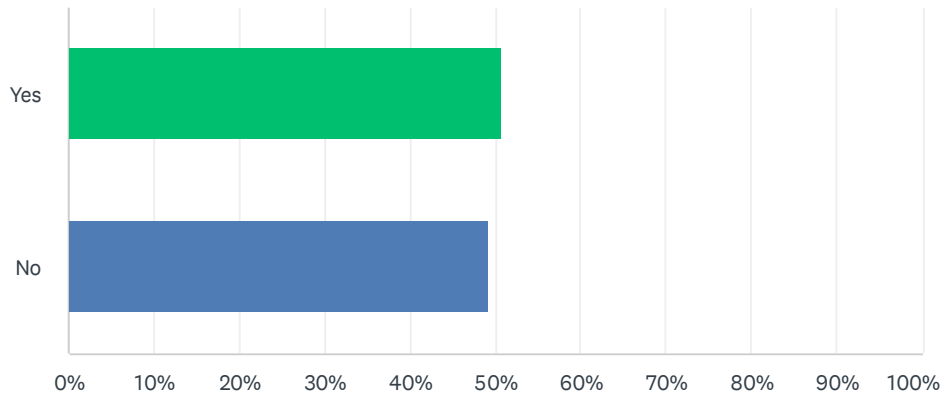
Answered: 355 Skipped: 2



ANSWER CHOICES	RESPONSES	
Yes	53.52%	190
No	42.25%	150
I am currently involved in an entrepreneurship class or club	4.23%	15
TOTAL		355

Q16 At this time, do you picture yourself living in this area in the future, perhaps after you graduate from high school or college, get some career experience or decide to start a family?

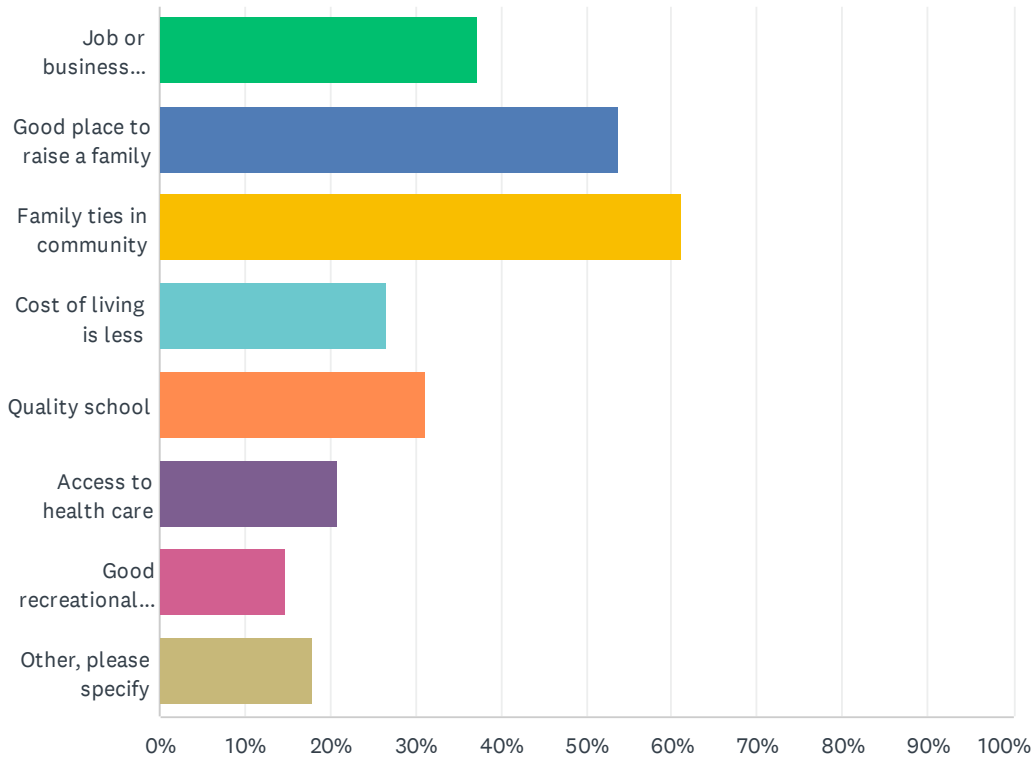
Answered: 356 Skipped: 1



ANSWER CHOICES	RESPONSES	
Yes	50.84%	181
No	49.16%	175
TOTAL		356

Q17 What are some of the reasons you would picture yourself living in this area in the future? (Select all that apply)

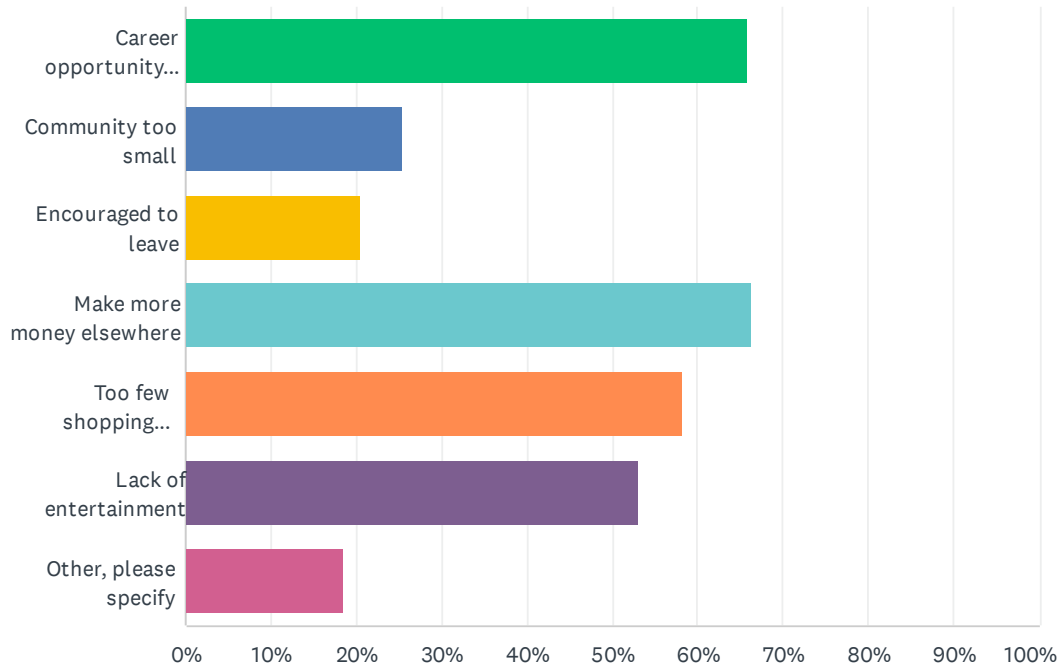
Answered: 335 Skipped: 22



ANSWER CHOICES	RESPONSES	
Job or business opportunity	37.31%	125
Good place to raise a family	53.73%	180
Family ties in community	61.19%	205
Cost of living is less	26.57%	89
Quality school	31.04%	104
Access to health care	20.90%	70
Good recreational facilities	14.63%	49
Other, please specify	17.91%	60
Total Respondents: 335		

Q18 What are some of the reasons you would not picture yourself living in this area in the future? (Select all that apply)

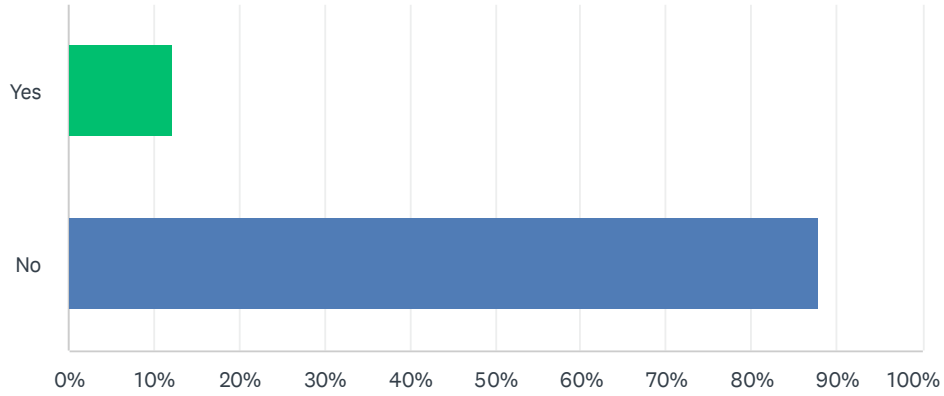
Answered: 351 Skipped: 6



ANSWER CHOICES	RESPONSES	
Career opportunity elsewhere	65.81%	231
Community too small	25.36%	89
Encouraged to leave	20.51%	72
Make more money elsewhere	66.38%	233
Too few shopping options	58.12%	204
Lack of entertainment	52.99%	186
Other, please specify	18.52%	65
Total Respondents: 351		

Q19 Have adults in your community asked your views on what would make this community a better place to live for teens?

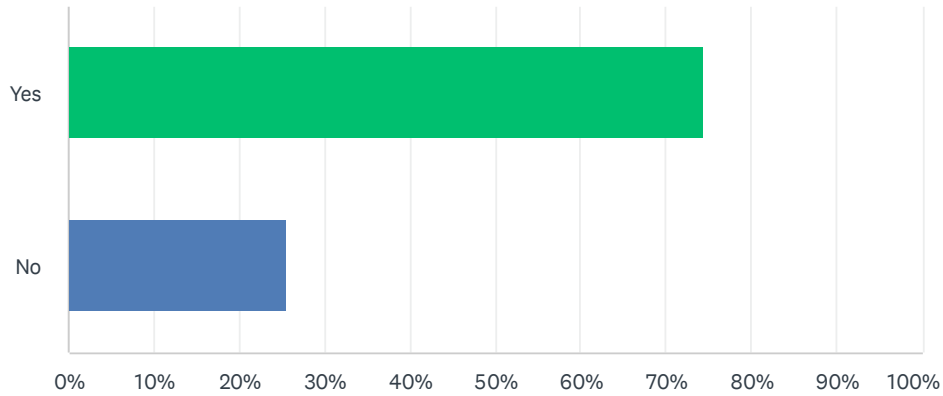
Answered: 355 Skipped: 2



ANSWER CHOICES	RESPONSES	
Yes	12.11%	43
No	87.89%	312
TOTAL		355

Q20 If an adult leader asked you to become involved in making your community better, would you volunteer?

Answered: 353 Skipped: 4



ANSWER CHOICES	RESPONSES	
Yes	74.50%	263
No	25.50%	90
TOTAL		353

Q21 What specific ideas do you have on how to make your community a better place to live?

Answered: 319 Skipped: 38

Q22 Please provide any additional thoughts that you would like to share with your community's leaders:

Answered: 128 Skipped: 229

February 2024 | CHASE COUNTY SCHOOLS



MONTHLY FOOD SERVICE REPORT

Our Mission:
"Make Their Day"

OPAA! Core Values

Act in the best interest of the students, schools, and communities we serve.

Be honest in everything we do

Have a passion to serve others

Commit to continuous improvement.

Visit us online at www.opaafood.com

Faylena Carlson
Director of Nutritional Services
308-240-1952
fcarlson@opaafood.com

Animesh Goswami
Director of Operations
573-200-4048
agoswami@opaafood.com

OPAA! Food Management Inc.
636-812-0777
888-860-3236


THIS MONTH WE SERVED:

Breakfast	Lunch	Ala carte/cash sales	Adult Lunches
1,557	7,450	\$9,721.30	640

We had a great month of February serving 9,666 total meals, up by 1,620 total meals last February. Second chance breakfast is still hitting record numbers, increasing by 256.3% from last year. March starts our National School Breakfast Week, which was when we introduced Second Chance Breakfast to our staff and students, and we are excited to see how our numbers compare this year.

This month, our staff focused on exciting new options for Ala carte, including student favorites of Strawberry Cheesecake Parfait, homemade Cinnamon Rolls and Maple Bacon Sweet Rolls. We also worked hard to integrate more student and staff preferences to our menu, such as homemade cinnamon rolls paired with Chili, Mini Corn Dogs in place of regular Corn Dogs, and colorful Jello cups to celebrate leap year!!

We are still currently short staffed; however, we will finish this school year strong and with a positive attitude to best serve our students and staff! On behalf of the kitchen staff, thank you for partnering with OPAA! Food Management, INC.



We are proud to manage your food service program!



facebook.com/opaafood



@opaa_food_management



@opaafood

2024-2025 CALENDAR Draft 2

- 12 Teacher Inservice
- 13 School Board Meeting
- 19 Teacher Inservice
- 20 Teacher Inservice
- 21 First day of School

AUGUST 2024						
S	M	T	W	Th	F	S
				1	2	3
4	5	6	7	8	9	10
11	12	13	14	15	16	17
18	19	20	21	22	23	24
25	26	27	28	29	30	31

8/11 Student/Staff Days

- 2 Labor Day (NO SCHOOL)
- 10 School Board Meeting
- 27 Teacher Inservice (NO SCHOOL)

SEPTEMBER 2024						
S	M	T	W	Th	F	S
1	2	3	4	5	6	7
8	9	10	11	12	13	14
15	16	17	18	19	20	21
22	23	24	25	26	27	28
29	30					

19/20 Student/Staff Days

- 8 School Board Meeting
- 18 End of 1st Quarter
- 24 PT Conferences 1-7pm (NO SCHOOL)
- 25 FALL Break

OCTOBER 2024						
S	M	T	W	Th	F	S
		1	2	3	4	5
6	7	8	9	10	11	12
13	14	15	16	17	18	19
20	21	22	23	24	25	26
27	28	29	30	31		

21/22.5 Student/Staff Days

- 12 School Board Meeting
- 27-29 Thanksgiving (NO SCHOOL)

NOVEMBER 2024						
S	M	T	W	Th	F	S
					1	2
3	4	5	6	7	8	9
10	11	12	13	14	15	16
17	18	19	20	21	22	23
24	25	26	27	28	29	30

18/18 Student/Staff Days

- 10 School Board Meeting
- 20 End of 2nd Quarter
- 23-31 Christmas Break

DECEMBER 2024						
S	M	T	W	Th	F	S
1	2	3	4	5	6	7
8	9	10	11	12	13	14
15	16	17	18	19	20	21
22	23	24	25	26	27	28
29	30	31				

15/15 Student/Staff Days

- 1-2 Break
- 3 Teacher Inservice (NO SCHOOL)
- 14 School Board Meeting
- 31 Teacher Inservice (NO SCHOOL)

JANUARY 2025						
S	M	T	W	Th	F	S
			1	2	3	4
5	6	7	8	9	10	11
12	13	14	15	16	17	18
19	20	21	22	23	24	25
26	27	28	29	30	31	

19/21 Student/Staff Days

FEBRUARY 2025						
S	M	T	W	Th	F	S
						1
2	3	4	5	6	7	8
9	10	11	12	13	14	15
16	17	18	19	20	21	22
23	24	25	26	27	28	

- 11 School Board Meeting
- 13 PT Conferences 1-7pm (NO SCHOOL)
- 14 Winter Break (NO SCHOOL)
- 26 SPVA Speech
- No School 7-12
- Normal Day K-6

18/19.5 Student/Staff Days

MARCH 2025						
S	M	T	W	Th	F	S
						1
2	3	4	5	6	7	8
9	10	11	12	13	14	15
16	17	18	19	20	21	22
23	24	25	26	27	28	29
30	31					

- 11 School Board Meeting
- 12 End of 3rd Quarter
- 13 Teacher Inservice (NO SCHOOL)
- 14 Spring Break (NO SCHOOL)

19/20 Student/Staff Days

APRIL 2025						
S	M	T	W	Th	F	S
		1	2	3	4	5
6	7	8	9	10	11	12
13	14	15	16	17	18	19
20	21	22	23	24	25	26
27	28	29	30			

- 8 School Board Meeting
- 18-21 Easter Break
- 25 Teacher Inservice (NO SCHOOL)
- District Music Contest

19/20 Student/Staff Days

MAY 2025						
S	M	T	W	Th	F	S
				1	2	3
4	5	6	7	8	9	10
11	12	13	14	15	16	17
18	19	20	21	22	23	24
25	26	27	28	29	30	31

- 10 Graduation
- 13 School Board Meeting
- 23 End of 4th Quarter
- 26 Memorial Day
- 27 Teacher Inservice

17/18 Student/Staff Days
174/185 Student/Staff Days

JUNE 2025						
S	M	T	W	Th	F	S
1	2	3	4	5	6	7
8	9	10	11	12	13	14
15	16	17	18	19	20	21
22	23	24	25	26	27	28
29	30					

- 10 School Board Meeting

JULY 2025						
S	M	T	W	Th	F	S
		1	2	3	4	5
6	7	8	9	10	11	12
13	14	15	16	17	18	19
20	21	22	23	24	25	26
27	28	29	30	31		

- 8 School Board Meeting

The Home Decor

611 Broadway
 P. O. Box 202
 Imperial NE 69033
 308-882-4627

Estimate

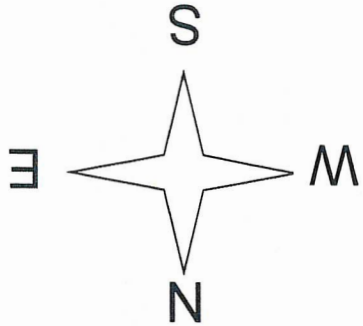
Date	Estimate #
2/23/2024	1108

Name / Address
Chase County Schools 520 E. 9th St. Imperial, NE 69033

Project

Description	Total
Carpet - Shaw Carpet Tile M6764 #00507 Charcoal (680 Sq. Yards & Freight)	17,608.29
Carpet Tile Glue (2 Buckets)	372.00
10 Cartons Cove Base (Black)	1,200.00
1 Case Cove Base Adhesive	180.00
3% Surcharge for Credit/Debit Card Thanks For Your Business	
Subtotal	\$19,360.29
Sales Tax (5.5%)	\$0.00
Total	\$19,360.29

CHASE COUNTY SCHOOLS
2020 - 2021



Tornado shelters
Windows
Doors



Students**School Wellness Policy**

A mission of Chase County Schools ("District") is to provide curriculum, instruction, and experiences in a health-promoting school environment to instill habits of lifelong learning and health. Therefore, the Board adopts the following School Wellness Policy.

1. District Wellness Committee**Committee Role and Membership**

The District will convene a representative District Wellness Committee ("DWC") or work within an existing school health committee that meets at least four times per year to establish goals for and oversee school health and safety policies and programs, including development, implementation and periodic review and update of this District wellness policy.

The DWC membership will represent all school levels and include (to the extent possible), but not be limited to: parents and caregivers; students; representatives of the school nutrition program; physical education teachers; health education teachers; school health professionals or staff; mental health and social services staff; school administrators; school board members; and the general public. When possible, membership will also include Supplemental Nutrition Assistance Program Education coordinators. To the extent possible, the DWC will include representatives from each school building and reflect the diversity of the community.

Leadership

The Superintendent or designee(s) will convene the DWC and facilitate development of and updates to the wellness policy, and will ensure each school's compliance with the policy.

Each school will designate a school wellness policy coordinator, who will ensure compliance with the policy.

2. Wellness Policy Implementation, Monitoring, Accountability and Community Engagement***Implementation Plan***

The District will develop and maintain a plan for implementation to manage and coordinate the execution of this wellness policy. The plan delineates roles, responsibilities, actions and timelines specific to each school; and includes information about who will be responsible to make what change, by how much, where and when; as well as specific goals and objectives for nutrition standards for all foods and beverages available on the school campus, food and beverage marketing, nutrition promotion and education, physical activity, physical education and other school-based activities that promote student wellness. It is recommended that the school use the Healthy Schools Program online tools to complete a school-level assessment based on the Centers for Disease Control and Prevention's School Health Index, create an action plan that fosters implementation and generate an annual progress report.

This wellness policy and the progress reports can be found at the District's website.

Recordkeeping

The District will retain records to document compliance with the requirements of the wellness policy at the Superintendent's office and/or on the District's computer network. Documentation maintained in this location will include but will not be limited to:

- The written wellness policy;
- Documentation demonstrating that the policy has been made available to the public;
- Documentation of efforts to review and update the Local Schools Wellness Policy; including an indication of who is involved in the update and methods the district uses to make stakeholders aware of their ability to participate on the DWC;
- Documentation to demonstrate compliance with the annual public notification requirements;
- The most recent assessment on the implementation of the local school wellness policy;
- Documentation demonstrating the most recent assessment on the implementation of the Local School Wellness Policy has been made available to the public.

Annual Notification of Policy

The District will actively inform families and the public each year of basic information about this policy, including its content, any updates to the policy and implementation status. The District will make this information available via the District website and/or district-wide communications. The District will provide as much information as possible about the school nutrition environment. This will include a summary of the District's events or activities related to wellness policy implementation. Annually, the District will also publicize the name and contact information of the District officials leading and coordinating the committee, as well as information on how the public can get involved with the school wellness committee.

Triennial Progress Assessments

At least once every three years, the District will evaluate compliance with the wellness policy to assess the implementation of the policy and include:

- The extent to which the District's schools are in compliance with the wellness policy;
- The extent to which the District's wellness policy compares to [a] the Alliance for a Healthier Generation's model wellness policy; and
- A description of the progress made in attaining the goals of the District's wellness policy.

The position/person responsible for managing the triennial assessment and contact information is the Superintendent or the Superintendent's designee.

The DWC, in collaboration with individual schools, will monitor schools' compliance with this wellness policy.

The District will actively notify households/families of the availability of the triennial progress report.

Revisions and Updating the Policy

The DWC will update or modify the wellness policy based on the results of the annual School Health Index and triennial assessments and/or as District priorities change; community needs

change; wellness goals are met; new health science, information, and technology emerges; and new Federal or state guidance or standards are issued. The wellness policy will be assessed and updated as indicated at least every three years, following the triennial assessment.

Community Involvement, Outreach and Communications

The District is committed to being responsive to community input, which begins with awareness of the wellness policy. The District will actively communicate ways in which representatives of DWC and others can participate in the development, implementation and periodic review and update of the wellness policy through a variety of means appropriate for that district. The District will also inform parents of the improvements that have been made to school meals and compliance with school meal standards, availability of child nutrition programs and how to apply, and a description of and compliance with Smart Snacks in School nutrition standards. The District will use electronic mechanisms, such as email or displaying notices on the District's website, as well as non-electronic mechanisms, such as newsletters, presentations to parents, or sending information home to parents, to ensure that all families are actively notified of the content of, implementation of, and updates to the wellness policy, as well as how to get involved and support the policy. The District will ensure that communications are culturally and linguistically appropriate to the community, and accomplished through means similar to other ways that the District and individual schools are communicating important school information with parents.

The District will actively notify the public about the content of or any updates to the wellness policy annually, at a minimum. The District will also use these mechanisms to inform the community about the availability of the annual and triennial reports.

3. Nutrition

School Meals

The District is committed to serving healthy meals to children, with plenty of fruits, vegetables, whole grains, and fat-free and low-fat milk; that are moderate in sodium, low in saturated fat, and have zero grams *trans* fat per serving (nutrition label or manufacturer's specification); and to meeting the nutrition needs of school children within their calorie requirements. The school meal programs aim to improve the diet and health of school children, help mitigate childhood obesity, model healthy eating to support the development of lifelong healthy eating patterns and support healthy choices while accommodating cultural food preferences and special dietary needs.

All schools within the District that participate in USDA child nutrition programs, including the National School Lunch Program (NSLP), the School Breakfast Program (SBP), and any additional Federal child nutrition programs will meet the nutrition requirements of such programs. The District may also operate additional nutrition-related programs and activities. All schools within the District are committed to offering school meals through the NSLP and SBP programs, and other applicable Federal child nutrition programs, that:

- Are accessible to all students;
- Are appealing and attractive to children;
- Are served in clean and pleasant settings;

- Meet or exceed current nutrition requirements established by local, state, and Federal statutes and regulations. (The District offers reimbursable school meals that meet USDA nutrition standards.)
- Promote healthy food and beverage choices using at least ten of the following Smarter Lunchroom techniques:
 - Whole fruit options are displayed in attractive bowls or baskets (instead of chaffing dishes or hotel pans).
 - Sliced or cut fruit is available daily.
 - Daily fruit options are displayed in a location in the line of sight and reach of students.
 - All available vegetable options have been given creative or descriptive names.
 - Daily vegetable options are bundled into all grab-and-go meals available to students.
 - All staff members, especially those serving, have been trained to politely prompt students to select and consume the daily vegetable options with their meal.
 - White milk is placed in front of other beverages in all coolers.
 - Alternative entrée options (e.g., salad bar, yogurt parfaits, etc.) are highlighted on posters or signs within all service and dining areas.
 - A reimbursable meal can be created in any service area available to students (e.g., salad bars, snack rooms, etc.).
 - Student surveys and taste testing opportunities are used to inform menu development, dining space decor and promotional ideas.
 - Student artwork is displayed in the service and/or dining areas.
 - Daily announcements are used to promote and market menu options.

Staff Qualifications and Professional Development

All school nutrition program directors, managers and staff will meet or exceed hiring and annual continuing education/training requirements in the USDA professional standards for child nutrition professionals. These school nutrition personnel will refer to USDA's Professional Standards for School Nutrition Standards website to search for training that meets their learning needs.

Water

To promote hydration, free, safe, unflavored drinking water will be available to all students throughout the school day and throughout every school campus ("school campus" and "school day" are defined in the glossary). The District will make drinking water available where school meals are served during mealtimes.

Competitive Foods and Beverages

The District is committed to ensuring that all foods and beverages available to students on the school campus during the school day support healthy eating. The foods and beverages sold and served outside of the school meal programs (e.g., "competitive" foods and beverages) will meet the USDA Smart Snacks in School nutrition standards, at a minimum. Smart Snacks aim to improve student health and well-being, increase consumption of healthful foods during the school day and create an environment that reinforces the development of healthy eating habits. A summary of the standards and information, as well as a Guide to Smart Snacks in Schools are available at: <http://www.fns.usda.gov/healthierschoolday/tools-schools-smart-snacks>. The

Alliance for a Healthier Generation provides a set of tools to assist with implementation of Smart Snacks available at www.foodplanner.healthiergeneration.org.

To support healthy food choices and improve student health and well-being, all foods and beverages outside the reimbursable school meal programs that are sold to students on the school campus during the school day will meet or exceed the USDA Smart Snacks nutrition standards or, if the state policy is stronger, will meet or exceed state nutrition standards. These standards will apply in all locations and through all services where foods and beverages are sold, which may include, but are not limited to, à la carte options in cafeterias, vending machines, school stores and snack or food carts.

Celebrations and Rewards

All foods offered on the school campus will meet or exceed the USDA Smart Snacks in School nutrition standards or, if the state policy is stronger, will meet or exceed state nutrition standards, including through:

1. Celebrations and parties. The District will provide a list of healthy party ideas to parents and teachers, including non-food celebration ideas.
2. Classroom snacks brought by parents. The District will provide or make available to parents a list of foods and beverages that meet Smart Snacks nutrition standards.
3. Rewards and incentives. The District will provide teachers and other relevant school staff a list of alternative ways to reward children or other comparable resources. Foods and beverages will not be used as a reward, or withheld as punishment for any reason, such as for performance or behavior.

Fundraising

Foods and beverages that meet or exceed the USDA Smart Snacks in Schools nutrition standards may be sold through fundraisers on the school campus during the school day. The District will make available to parents and teachers a list of healthy fundraising ideas or comparable resources.

Nutrition Promotion

Nutrition promotion and education positively influence lifelong eating behaviors by using evidence-based techniques and nutrition messages, and by creating food environments that encourage healthy nutrition choices and encourage participation in school meal programs. Students and staff will receive consistent nutrition messages throughout schools, classrooms, gymnasiums, and cafeterias. Nutrition promotion also includes marketing and advertising nutritious foods and beverages to students and is most effective when implemented consistently through a comprehensive and multi-channel approach by school staff, teachers, parents, students and the community.

The District will promote healthy food and beverage choices for all students throughout the school campus, as well as encourage participation in school meal programs. This promotion will occur through:

- Implementing at least ten or more evidence-based healthy food promotion techniques through the school meal programs using Smarter Lunchroom techniques; and
- Ensuring 100% of foods and beverages promoted to students meet the USDA Smart Snacks in School nutrition standards.

Nutrition Education

The District will teach, model, encourage and support healthy eating by all students. Schools will provide nutrition education and engage in nutrition promotion that:

- Is designed to provide students with the knowledge and skills necessary to promote and protect their health;
- Is part of not only health education classes, but also integrated into other classroom instruction through subjects such as math, science, language arts, social sciences and elective subjects;
- Includes enjoyable, developmentally-appropriate, culturally-relevant and participatory activities, such as cooking demonstrations or lessons, promotions, taste-testing, farm visits and school gardens;
- Promotes fruits, vegetables, whole-grain products, low-fat and fat-free dairy products and healthy food preparation methods;
- Emphasizes caloric balance between food intake and energy expenditure (promotes physical activity/exercise);
- Links with school meal programs, cafeteria nutrition promotion activities, school gardens, Farm to School programs, other school foods and nutrition-related community services;
- Teaches media literacy with an emphasis on food and beverage marketing; and
- Includes nutrition education training for teachers and other staff.

Essential Healthy Eating Topics in Health Education

The District will include in the health education curriculum a minimum of 12 of the following essential topics on healthy eating:

- Relationship between healthy eating and personal health and disease prevention
- Food guidance from MyPlate
- Reading and using FDA's nutrition fact labels
- Eating a variety of foods every day
- Balancing food intake and physical activity
- Eating more fruits, vegetables and whole grain products
- Choosing foods that are low in fat, saturated fat, and cholesterol and do not contain *trans* fat
- Choosing foods and beverages with little added sugars
- Eating more calcium-rich foods
- Preparing healthy meals and snacks
- Risks of unhealthy weight control practices
- Accepting body size differences
- Food safety
- Importance of water consumption
- Importance of eating breakfast
- Making healthy choices when eating at restaurants

- Eating disorders
- The Dietary Guidelines for Americans
- Reducing sodium intake
- Social influences on healthy eating, including media, family, peers and culture
- How to find valid information or services related to nutrition and dietary behavior
- How to develop a plan and track progress toward achieving a personal goal to eat healthfully
- Resisting peer pressure related to unhealthy dietary behavior
- Influencing, supporting, or advocating for others' healthy dietary behavior

Food and Beverage Marketing in Schools

The District is committed to providing a school environment that ensures opportunities for all students to practice healthy eating and physical activity behaviors throughout the school day while minimizing commercial distractions. The District strives to teach students how to make informed choices about nutrition, health and physical activity. These efforts will be weakened if students are subjected to advertising on District property that contains messages inconsistent with the health information the District is imparting through nutrition education and health promotion efforts. It is the intent of the District to protect and promote student's health by permitting advertising and marketing for only those foods and beverages that are permitted to be sold on the school campus, consistent with the District's wellness policy.

Any foods and beverages marketed or promoted to students on the school campus during the school day will meet or exceed the USDA Smart Snacks in School nutrition standards or, if stronger, state nutrition standards, such that only those foods that comply with or exceed those nutrition standards are permitted to be marketed or promoted to students.

Food and beverage marketing is defined as advertising and other promotions in schools. Food and beverage marketing often includes oral, written, or graphic statements made for the purpose of promoting the sale of a food or beverage product made by the producer, manufacturer, seller or any other entity with a commercial interest in the product. This term includes, but is not limited to the following:

- Brand names, trademarks, logos or tags, except when placed on a physically present food or beverage product or its container.
- Displays, such as on vending machine exteriors
- Corporate brand, logo, name or trademark on school equipment, such as marquees, message boards, scoreboards or backboards (Note: immediate replacement of these items are not required; however, districts will replace or update scoreboards or other durable equipment when existing contracts are up for renewal or to the extent that it is financially possible over time so that items are in compliance with the marketing policy.)
- Corporate brand, logo, name or trademark on cups used for beverage dispensing, menu boards, coolers, trash cans and other food service equipment; as well as on posters, book covers, pupil assignment books or school supplies displayed, distributed, offered or sold by the District.
- Advertisements in school publications or school mailings.
- Free product samples, taste tests or coupons of a product, or free samples displaying advertising of a product.

As the District/school nutrition services/Athletics Department/PTA/PTO reviews existing contracts and considers new contracts, equipment and product purchasing (and replacement) decisions should reflect the applicable marketing guidelines established by the District wellness policy.

4. Physical Activity

Children and adolescents should participate in at least 60 minutes of physical activity every day. A substantial percentage of students' physical activity can be provided through a comprehensive school physical activity program (CSPAP). A CSPAP reflects strong coordination and synergy across all of the components: quality physical education as the foundation; physical activity before, during and after school; staff involvement and family and community engagement and the District is committed to providing these opportunities. Schools will ensure that these varied physical activity opportunities are in addition to, and not as a substitute for, physical education (addressed in "Physical Education" subsection). All schools in the District will be encouraged to participate in *Let's Move! Active Schools* (www.letsmoveschools.org), or comparable program, in order to successfully address all CSPAP areas.

Physical activity during the school day (including but not limited to recess, classroom physical activity breaks or physical education) will not be withheld as punishment. The District will provide teachers and other school staff with a list of ideas or resources for alternative ways to discipline students.

To the extent practicable, the District will ensure that its grounds and facilities are safe and that equipment is available to students to be active. The District will conduct necessary inspections and repairs.

Physical Education

The District will provide students with physical education, using an age-appropriate, sequential physical education curriculum consistent with national and state standards for physical education. The physical education curriculum will promote the benefits of a physically active lifestyle and will help students develop skills to engage in lifelong healthy habits, as well as incorporate essential health education concepts (discussed in the "*Essential Physical Activity Topics in Health Education*" subsection). The curriculum will support the essential components of physical education.

All students will be provided equal opportunity to participate in physical education classes. The District will make appropriate accommodations to allow for equitable participation for all students and will adapt physical education classes and equipment as necessary.

All elementary students in each grade will receive physical education for at least 60-89 minutes per week throughout the school year.

All secondary students (middle and high school) are required to take the equivalent of one academic year of physical education.

The District's physical education program will promote student physical fitness through individualized fitness and activity assessments (via the Presidential Youth Fitness Program or other appropriate assessment tool) and will use criterion-based reporting for each student.

Essential Physical Activity Topics in Health Education

Health education will be required in all elementary grades and the District will require middle and high school students to take and pass at least one health education course. The District will include in the health education curriculum a minimum of 12 of the following essential topics on physical activity:

- The physical, psychological, or social benefits of physical activity
- How physical activity can contribute to a healthy weight
- How physical activity can contribute to the academic learning process
- How an inactive lifestyle contributes to chronic disease
- Health-related fitness, that is, cardiovascular endurance, muscular endurance, muscular strength, flexibility, and body composition
- Differences between physical activity, exercise and fitness
- Phases of an exercise session, that is, warm up, workout and cool down
- Overcoming barriers to physical activity
- Decreasing sedentary activities, such as TV watching
- Opportunities for physical activity in the community
- Preventing injury during physical activity
- Weather-related safety, for example, avoiding heat stroke, hypothermia and sunburn while being physically active
- How much physical activity is enough, that is, determining frequency, intensity, time and type of physical activity
- Developing an individualized physical activity and fitness plan
- Monitoring progress toward reaching goals in an individualized physical activity plan
- Dangers of using performance-enhancing drugs, such as steroids
- Social influences on physical activity, including media, family, peers and culture
- How to find valid information or services related to physical activity and fitness
- How to influence, support, or advocate for others to engage in physical activity
- How to resist peer pressure that discourages physical activity.

Recess (Elementary)

All elementary schools will offer at least 20 minutes of recess on all days during the school year. Exceptions may be made as appropriate, such as on early dismissal or late arrival days. If recess is offered before lunch, schools will have appropriate hand-washing facilities and/or hand-sanitizing mechanisms located just inside/outside the cafeteria to ensure proper hygiene prior to eating and students are required to use these mechanisms before eating. Hand-washing time, as well as time to put away coats/hats/gloves, will be built in to the recess transition period/timeframe before students enter the cafeteria.

Outdoor recess will be offered when weather and other conditions make it feasible for outdoor play.

In the event that recess must be held indoors, teachers and staff will follow the indoor recess guidelines that promote physical activity for students, to the extent practicable.

Recess will complement, not substitute, physical education class. Recess monitors or teachers will encourage students to be active, and will serve as role models by being physically active alongside the students whenever feasible.

Classroom Physical Activity Breaks (Elementary and Secondary)

Students will be offered periodic opportunities to be active or to stretch throughout the day on all or most days during a typical school week. The District recommends teachers provide short (3-5-minute) physical activity breaks to students during and between classroom time at least three days per week. These physical activity breaks will complement, not substitute, for physical education class, recess, and class transition periods.

The District will provide resources and links to resources, tools, and technology with ideas for classroom physical activity breaks. Resources and ideas are available through the USDA and the Alliance for a Healthier Generation.

Active Academics

Teachers will incorporate movement and kinesthetic learning approaches into “core” subject instruction when possible (e.g., science, math, language arts, social studies and others) and do their part to limit sedentary behavior during the school day.

The District will support classroom teachers incorporating physical activity and employing kinesthetic learning approaches into core subjects by providing annual professional development opportunities and resources, including information on leading activities, activity options, as well as making available background material on the connections between learning and movement.

Teachers will serve as role models by being physically active alongside the students whenever feasible.

Before and After School Activities

The District offers opportunities for students to participate in physical activity either before and/or after the school day through a variety of methods. The District will encourage students to be physically active before and after school by sponsoring or permitting: physical activity clubs and physical activity in aftercare, intramurals or interscholastic sports.

Active Transport

The District will support active transport to and from school, such as walking or biking. The District will encourage this behavior by requiring that its schools engage in six or more of the activities below, to be selected by each school administration; including but not limited to:

- Designate safe or preferred routes to school
- Promote activities such as participation in International Walk to School Week and National Walk and Bike to School Week
- Secure storage facilities for bicycles and helmets (e.g., shed, cage, fenced area)

- Instruction on walking/bicycling safety provided to students
- Promote safe routes program to students, staff, and parents via newsletters, websites, local newspaper
- Use crossing guards
- Use crosswalks on streets leading to schools
- Use walking school buses
- Document the number of children walking and or biking to and from school
- Create and distribute maps of school environment (e.g., sidewalks, crosswalks, roads, pathways, bike racks, etc.)

5. Other Activities that Promote Student Wellness

The District will integrate wellness activities across the entire school setting, not just in the cafeteria, other food and beverage venues and physical activity facilities. The District will coordinate and integrate other initiatives related to physical activity, physical education, nutrition and other wellness components so all efforts are complementary, not duplicative, and work towards the same set of goals and objectives promoting student well-being, optimal development and strong educational outcomes.

Schools in the District are encouraged to coordinate content across curricular areas that promote student health, such as teaching nutrition concepts in mathematics, with consultation provided by either the school or the District's curriculum experts.

All efforts related to obtaining federal, state or association recognition for efforts, or grants/funding opportunities for healthy school environments will be coordinated with and complementary of the wellness policy, including but not limited to ensuring the involvement of the DWC.

All school-sponsored events will adhere to the wellness policy guidelines. All school-sponsored wellness events will include physical activity and healthy eating opportunities when appropriate.

Community Partnerships

The District will develop, enhance, or continue relationships with community partners (e.g., hospitals, universities/colleges, local businesses, SNAP-Ed providers and coordinators, etc.) in support of this wellness policy's implementation. Existing and new community partnerships and sponsorships will be evaluated to ensure that they are consistent with the wellness policy and its goals.

Community Health Promotion and Family Engagement

The District will promote to parents/caregivers, families, and the general community the benefits of and approaches for healthy eating and physical activity throughout the school year. Families will be informed and invited to participate in school-sponsored activities and will receive information about health promotion efforts.

As described in the "Community Involvement, Outreach, and Communications" subsection, the District will use electronic mechanisms (e.g., email or displaying notices on the District's website), as well as non-electronic mechanisms, (e.g., newsletters, presentations to parents or

sending information home to parents), to ensure that all families are actively notified of opportunities to participate in school-sponsored activities and receive information about health promotion efforts.

Staff Wellness and Health Promotion

The DWC will have a staff wellness subcommittee that focuses on staff wellness issues, identifies and disseminates wellness resources and performs other functions that support staff wellness in coordination with human resources staff.

Schools in the District will implement strategies to support staff in actively promoting and modeling healthy eating and physical activity behaviors. The District promotes staff member participation in health promotion programs and will support programs for staff members on healthy eating/weight management that are accessible and free or low-cost.

Professional Learning

When feasible, the District will offer annual professional learning opportunities and resources for staff to increase knowledge and skills about promoting healthy behaviors in the classroom and school (e.g., increasing the use of kinesthetic teaching approaches or incorporating nutrition lessons into math class). Professional learning will help District staff understand the connections between academics and health and the ways in which health and wellness are integrated into ongoing district reform or academic improvement plans/efforts.

Glossary

School Campus: areas that are owned or leased by the school and used at any time for school-related activities, including on the outside of the school building, school buses or other vehicles used to transport students, athletic fields and stadiums (e.g., on scoreboards, coolers, cups, and water bottles), or parking lots.

School Day: the time between midnight the night before to 30 minutes after the end of the instructional day.

Triennial – recurring every three years.

Legal Reference: Healthy, Hunger-Free Kids Act of 2010, 42 U.S.C. section 1758b; 7 CFR sections 210.11 and 210.30; National School Lunch Program, 42 U.S.C sections 1751-1760, 1770; Regulations and Procedures for Accreditation of Schools, NDE Rule 10

Date of Adoption: June 13, 2017

X

CHASE COUNTY



CHASE COUNTY

Chase County Schools
Imperial, NE 69033

Main Fieldhouse floor:

Sanding gym floor to bare wood, Two Seal coats, Lines and Graphics, 3rd Seal coat, Finial Coat of Bona All Court OMU Polyurethane. \$38,100.00

Option 1 : Replace Two sets of electrical outlets with Maple Flooring, Supply and Install 6 new 8 1/4" Porter Volleyball Covers Add \$2,000.00

Option 2: Supply new Johnsonite Vent Cove Black Base and Outside corners and Install. Others to remove the existing base. Add \$4,300.00

Auxiliary Gym floor:

Sanding gym floor to bare wood, Two Seal coats, Lines as they are now, 3rd Seal coat, Finial Coat of Bona All Court OMU Polyurethane. \$18,500.00

Option 1: Replace 1 set of electrical outlets with Maple Flooring, Supply and Install 6 new Porter 8 1/4" Volleyball cover plates. Add \$1,750.00