

Board of Education Regular Meeting  
Wednesday, December 14, 2022 7:00 PM  
Shelby-Rising City School Room 402  
650 N. Walnut  
Shelby, NE 68662-0218

1. Call to Order
2. Pledge of Allegiance
3. Announce Open Meeting Act Posting and Location
4. Recognition of Visitors  
During this time visitors may request to the board the opportunity to speak at the appropriate time. The Board then allow for Public Comments. Each speaker will be limited to 5 minutes and all of the Public Comment time will be limited to 30 minutes. An exception will be made for those speakers appearing on the Agenda as presenters.
  - 4.1. Visitor #1 - Community Guest
  - 4.2. Visitor #2: Invitation to any other community guest
  - 4.3. Visitor #3: - Mrs. Melissa Hyde (PK-5 Music Teacher)
  - 4.4. Visitor #4: Payton Sliva (Oath of Office)
5. Consent Agenda
  - 5.1. Minutes
  - 5.2. Treasurers Report
6. Administrative Reports
  - 6.1. Athletic Director/Activities Director Report
  - 6.2. Elementary Principals Report
  - 6.3. Secondary Principals Report
  - 6.4. Superintendents Report

<https://www.smores.com/zpnr7>

7. District Reports

7.1. Technology Report

7.2. Maintenance/Facilities/Transportation Report

7.3. Board/Committee Report

7.3.1. Transportation Committee

7.3.2. Student BOE Member

8. Discussion Items

8.1. Discussion Item #1: NDE Classifications

8.2. Discussion Item #2: Safety Audit Breakdown & Checklist to be modified for future use

8.3. Discussion Item #3: Discussing the repair, updating, replacing and installation of new cameras for our school. This can be moved to an action item if we want to move forward. Cost is a total of \$45,742.79 which can be purchased through depreciation.

8.4. Discussion Item #4: Discussion and proposals for Salt Spreader(s). This item can be taken to action item if wanting to move forward.

9. Action Items

9.1. Action Item #1: Acknowledgment and Approval of Sue Topil retiring after nearly 29 years of service for our district.

9.2. Action Item #2: Signing of 23-24 Negotiated Agreement for SRC

9.3. Action Item #3: Discussing and taking all necessary action to approve our IXL Learning for the next three years (August 17, 23-26) for a total of \$18,360 with \$13,770 going through ESSER II.

9.4. Action Item #4: Softball approval for second year of 24-25 season (23-24 season was approved last meeting)

9.5. Action Item #5: Approval of New Curriculum for the 22-23 school year

9.6. Action Item #6: Review and approval of Superintendent Evaluation for the Fall of 22 provided by NASB

9.7. Action Item #7: Recognition of our parting members of our BOE - Jackie Sliva and Jeff Kuhnel

9.8. Action Item #8: Take all necessary discussion and action about the contract for the superintendent for the 23-24 school year (after executive session)

10. Set Dates

11. Executive Session

The Board may enter into closed session at any time to discuss any matter for which a closed session is lawful and appropriate.

We have legal matters that need to be handled in closed session.

Before the Board can enter closed session, a motion must be made in agreement with Statute 84-1410 by the Board to discuss topics such as personnel, negotiations, and legal matters.

12. Adjournment

I, PAYTON SLIVA, do solemnly swear that I will support the Constitution of the United States and the Constitution of the state of Nebraska, against all enemies, foreign and domestic; that I will bear true faith and allegiance to the same; that I take this obligation freely and without mental reservation or for purpose of evasion; and that I will faithfully and impartially perform the duties of the office of being the student member of Shelby-Rising City School Districts' school board member; according to policy 207.01, and to the best of my ability. My duties are to help provide the School Board with a greater insight into student activities, programs, and needs. And I do further swear that I do not advocate, nor am I a member of any political party or organization that advocates the overthrow of the government of the United States or of this state by force or violence; and that during such time as I am in this position, I will not advocate nor become a member of any political party or organization that advocates the overthrow of the government of the United States or of this state by force or violence. So help me God. Do you solemnly swear to

represent Shelby-Rising City Public Schools as more than just a student but as an advisor for all you peers? If so, say, “I will.”

Signed: \_\_\_\_\_ Date: \_\_\_\_\_

Witness: \_\_\_\_\_ Date: \_\_\_\_\_

## Board of Education Regular Meeting

Monday, November 14, 2022 7:00 PM

Shelby-Rising City School Conf. Room 402, 650 N. Walnut, Shelby, NE 68662-0218

Kasey Hopwood: Present  
Jeff Kuhnel: Present  
Geoffrey Ruth: Absent  
Jackie Sliva: Present  
Heath Vrbka: Present  
Chris Whitmore: Present

Motion by Kasey Hopwood with a 2nd by Jackie Sliva to excuse Geoff Ruth.

1. **Call to Order** **Speaker(s):** Board President

2. **Pledge of Allegiance**

3. **Announce Open Meeting Act Posting and Location** **Speaker(s):** Board President

4. **Recognition of Visitors**

4.1. Visitor #1: Recognizing our new Student Board Member for the 22-23 school year

4.2. Visitor #2: Jack & Keri from Pekny

5. **Consent Agenda**

**Action(s):**

Motion to approve Consent Agenda Passed with a motion by Chris Whitmore and a second by Kasey Hopwood.

**Voting Detail:**

Kasey Hopwood: Yea

Jeff Kuhnel: Yea

Geoffrey Ruth: Absent

Jackie Sliva: Yea

Heath Vrbka: Yea

Chris Whitmore: Yea

**Voting Summary:** Yea: 5, Nay: 0, Absent: 1

5.1. Minutes

5.2. Treasurers Report

6. **Administrative Reports**

6.1. Athletic Director/Activities Director Report

6.2. Elementary Principals Report

6.3. Secondary Principals Report

6.4. Superintendents

Report: <https://www.smores.com/varku>

7. **District Reports**

7.1. Technology Report

7.2. Maintenance/Facilities/Transportation Report

7.3. Board/Committee Report

8. **Discussion Items**

8.1. Discussion Item #1: Policy #801.09 - "Nonschool Groups"

8.2. Discussion Item #2: Bond Payment update

9. **Action Items**

9.1. Action Item #1: Voting on approval for the Blue River Panthers Softball co-op for the 23-24 season.

**Action(s):**

to approve the Blue River Panthers Softball co-op for the 2023/2024 school year. Passed with a motion by Chris Whitmore and a second by Jeff Kuhnel.

**Voting Detail:**

Kasey Hopwood: Yea

Jeff Kuhnel: Yea

Geoffrey Ruth: Absent

Jackie Sliva: Yea

Heath Vrbka: Yea

Chris Whitmore: Yea

**Voting Summary:** Yea: 5, Nay: 0, Absent: 1

9.2. Action Item #2: Purchasing of two new trophy cases to be added to the activities hallway up to \$13,000.

**Action(s):**

to approve the purchase of two new trophy cases to be added in the activities hallway up to the amount of \$13,000. Passed with a motion by Kasey Hopwood and a second by Jackie Sliva.

**Voting Detail:**

Kasey Hopwood: Yea

Jeff Kuhnel: Yea

Geoffrey Ruth: Absent

Jackie Sliva: Yea

Heath Vrbka: Yea

Chris  
Whitmore: Yea

**Voting Summary:** Yea: 5, Nay: 0, Absent: 1

9.3. Action Item #3: Replacement chairs for JH  
sidelines for South gym

**Action(s):**

to approve the purchase of replacement chairs for  
the sidelines in the South gym in the amount of  
\$6,857.01 Passed with a motion by Chris Whitmore  
and a second by Jeff Kuhnel.

**Voting Detail:**

Kasey Hopwood: Yea

Jeff Kuhnel: Yea

Geoffrey Ruth: Absent

Jackie Sliva: Yea

Heath Vrbka: Yea

Chris  
Whitmore: Yea

**Voting Summary:** Yea: 5, Nay: 0, Absent: 1

9.4. Action Item #4: Negotiated Agreement was  
approved on both sides and to be voted on by BOE

**Action(s):**

motion to approve the negotiated agreement for  
the 2023/2024 school year. Passed with a motion  
by Jackie Sliva and a second by Kasey Hopwood.

**Voting Detail:**

Kasey Hopwood: Yea

Jeff Kuhnel: Yea

Geoffrey Ruth: Absent

Jackie Sliva: Yea

Heath Vrbka: Yea

Chris  
Whitmore: Yea

**Voting Summary:** Yea: 5, Nay: 0, Absent: 1

10. **Set Dates**

11. **Executive Session**

12. **Adjournment**

**Action(s):**

Motion to adjourn at 8:16pm. Passed with a motion  
by Jeff Kuhnel and a second by Heath Vrbka.

**Voting Detail:**

Kasey Hopwood: Yea

Jeff Kuhnel: Yea

Geoffrey Ruth: Absent

**Speaker(s):** Board  
President

Jackie Sliva: Yea

Heath Vrbka: Yea

Chris  
Whitmore: Yea

**Voting Summary:** Yea: 5, Nay: 0, Absent: 1

---

Board Secretary

**Board of Education**

**Shelby-Rising City Public Schools**

**Regular Meeting**

**December 14, 2022**

**7:00 PM**

Checking	1	Fund:	01	GENERAL FUND	
40459	AMAZON				1,867.46
40460	APPTEGY, INC.				4,330.00
40461	BIO CORPORATION				290.52
40462	BLACK HILLS ENERGY				2,273.74
40463	CASH-WA DISTRIBUTING				133.31
40464	COLUMBUS MUSIC				9.00
40465	CONNECTING POINT COMPUTER CENT				40.00
40466	CONSTELLATION ENERGY				886.18
40467	CUBBYS CORPORATE OFFICE				6,093.87
40468	CULLIGAN OF YORK				137.00
40469	DIETZE MUSIC HOUSE				392.84
40470	E.S.U. #7				2,053.78
40471	EAKES OFFICE SOLUTIONS				1,332.60
40472	EDUCATIONAL SERVICE UNIT 10				75.00
40473	EDUCATIONAL SERVICE UNIT #7				80.00
40474	EDUCATIONAL SERVICE UNIT #7				1,962.63
40475	EDUCATIONAL SERVICE UNIT #7				17,010.70
40476	EGAN SUPPLY CO.				1,290.45
40477	EMBASSY SUITES HOTELS				332.00
40478	FLINN SCIENTIFIC INC.				65.00
40479	GAVER TIRE PROS				102.75
40480	GENERAL FUND-PETTY CASH				484.80
40481	HILAND DAIRY				396.18
40482	HILTON				906.00
40483	HOBY				250.00
40484	HOME DEPOT PRO, THE				173.36
40485	HOMETOWN LEASING				932.27
40486	HOUGHTON MIFFLIN CO				464.46
40487	JACKSON SERVICES, INC				496.11

40488 JOHN DEERE FINANCIAL	1,087.31
40489 KRUTZ, JIM	221.00
40490 KSB SCHOOL LAW, PC, LLO	985.00
40491 LEARNING A-Z	117.00
40492 LINGO	302.82
40493 MACKIN EDUCATIONAL RESOURCES	302.66
40494 MECHANICAL SALES, INC	3,742.00
40495 MENARDS	644.22
40496 MID-AMERICAN RESEARCH CHEMICAL	163.00
40497 NE COUNCIL OF SCHOOL ADM.	200.00
40498 NEBRASKA ASSOCIATION OF SCHOOL BOARDS	250.00
40499 ORKIN PEST CONTROL	105.08
40500 PAY FLEX	100.00
40501 PEKNY & ASSOCIATES	9,206.00
40502 PINNACLE BANK	2,655.81
40503 PITNEY BOWES	227.97
40504 POLK CO. RURAL PUBLIC POWER DISTRICT	8,810.95
40505 REALITYWORKS	3,936.45
40506 RIGGS, JON	37.50
40507 SCHOOL SPECIALITY	152.88
40508 SFM	1,477.00
40509 SHELBY AUTO CLINIC	1,983.72
40510 SHELBY LUMBER CO.	371.91
40511 SMART APPLE MEDIA	374.10
40512 SPARROW PUBLICATIONS	110.98
40513 SUTTON, JOHN	180.00
40514 TEJKL, TUCKER	152.75
40515 TIRE OUTLET, INC.	1,324.00
40516 USFOODS	21.02
40517 VERIZON WIRELESS	437.44
40518 VILLAGE OF SHELBY	1,158.85
40519 VOSS, SANDY	37.76

40521 WINDSTREAM NEBRASKA INC.

767.31

40520 YOUR PUBLICATION

161.34

INVOICE TOTAL: \$ 86,667.84

PAYROLL TOTAL: \$ 462,053.15

TOTAL: \$ 548,720.99

Batch Description: DECEMBER 2022 GENERAL FUND INVOICES		Processing Month: 12/2022	Credit Card Vendor ID:	End of Fiscal Year Expense Invoices:
<b>Vendor ID: AMAZON</b>	<b>AMAZON</b>	<b>PO Number:</b>	<b>Invoice Number: 121222</b>	<b>Amount: 1,867.46</b>
Description:		Invoice Date: 12/12/2022	Due Date: 12/14/2022	Status: A 1099 Amount: 0.00
Sequence: 1	Check Type:	Checking Account ID:	Check Number:	Check Date:
<u>Chart of Account Number</u>	<u>Detail Description</u>	<u>Cost Center ID</u>	<u>Detail Amount</u>	<u>1099 Detail Amount</u> <u>Asset/Asset Tag</u> <u>In Full</u>
01 6200 610 002 0000 0 000	TITLE I SUPPLIES		52.65	N
01 1200 610 000 0000 0 000	SPED SUPPLIES		229.09	N
01 2220 610 000 0000 0 000	LIBRARY SUPPLIES		18.76	N
01 2220 640 000 0000 0 000	LIBRARY BOOKS		286.05	N
01 2610 610 000 0000 0 000	CUSTODIAL SUPPLIES		131.97	N
01 2730 431 000 0000 0 000	AIR FILTERS		374.03	N
01 2230 650 000 0000 0 000	TECH SUPPLIES		774.91	N
<b>Vendor ID: APTEGY</b>	<b>APTEGY, INC.</b>	<b>PO Number:</b>	<b>Invoice Number: 10436</b>	<b>Amount: 4,330.00</b>
Description:		Invoice Date: 12/12/2022	Due Date: 12/14/2022	Status: A 1099 Amount: 0.00
Sequence: 1	Check Type:	Checking Account ID:	Check Number:	Check Date:
<u>Chart of Account Number</u>	<u>Detail Description</u>	<u>Cost Center ID</u>	<u>Detail Amount</u>	<u>1099 Detail Amount</u> <u>Asset/Asset Tag</u> <u>In Full</u>
01 2590 643 000 0000 0 000	THRILLSHARE		4,330.00	N
<b>Vendor ID: BIOCORP</b>	<b>BIO CORPORATION</b>	<b>PO Number:</b>	<b>Invoice Number: 1044012</b>	<b>Amount: 290.52</b>
Description:		Invoice Date: 12/12/2022	Due Date: 12/14/2022	Status: A 1099 Amount: 0.00
Sequence: 1	Check Type:	Checking Account ID:	Check Number:	Check Date:
<u>Chart of Account Number</u>	<u>Detail Description</u>	<u>Cost Center ID</u>	<u>Detail Amount</u>	<u>1099 Detail Amount</u> <u>Asset/Asset Tag</u> <u>In Full</u>
01 1100 610 001 0145 0 000	FETAL PIGS		290.52	N
<b>Vendor ID: BLACKHILLS</b>	<b>BLACK HILLS ENERGY</b>	<b>PO Number:</b>	<b>Invoice Number: 121222</b>	<b>Amount: 2,273.74</b>
Description:		Invoice Date: 12/12/2022	Due Date: 12/14/2022	Status: A 1099 Amount: 0.00
Sequence: 1	Check Type:	Checking Account ID:	Check Number:	Check Date:
<u>Chart of Account Number</u>	<u>Detail Description</u>	<u>Cost Center ID</u>	<u>Detail Amount</u>	<u>1099 Detail Amount</u> <u>Asset/Asset Tag</u> <u>In Full</u>
01 2610 621 000 0000 0 000	FUEL		2,273.74	N
<b>Vendor ID: CASHWA</b>	<b>CASH-WA DISTRIBUTING</b>	<b>PO Number:</b>	<b>Invoice Number: 13600301,13587224</b>	<b>Amount: 133.31</b>
Description:		Invoice Date: 12/12/2022	Due Date: 12/14/2022	Status: A 1099 Amount: 0.00
Sequence: 1	Check Type:	Checking Account ID:	Check Number:	Check Date:
<u>Chart of Account Number</u>	<u>Detail Description</u>	<u>Cost Center ID</u>	<u>Detail Amount</u>	<u>1099 Detail Amount</u> <u>Asset/Asset Tag</u> <u>In Full</u>
01 1190 610 002 0000 0 000	PK SUPPLIES		133.31	N
<b>Vendor ID: COLUMBUSMU</b>	<b>COLUMBUS MUSIC</b>	<b>PO Number:</b>	<b>Invoice Number: 37973</b>	<b>Amount: 9.00</b>
Description:		Invoice Date: 12/12/2022	Due Date: 12/14/2022	Status: A 1099 Amount: 0.00
Sequence: 1	Check Type:	Checking Account ID:	Check Number:	Check Date:
<u>Chart of Account Number</u>	<u>Detail Description</u>	<u>Cost Center ID</u>	<u>Detail Amount</u>	<u>1099 Detail Amount</u> <u>Asset/Asset Tag</u> <u>In Full</u>
01 1100 610 000 0170 0 000	SLIDE WHISTLES		9.00	N
<b>Vendor ID: CONNEC</b>	<b>CONNECTING POINT COMPUTER CENT</b>	<b>PO Number:</b>	<b>Invoice Number: 16533</b>	<b>Amount: 40.00</b>
Description:		Invoice Date: 12/12/2022	Due Date: 12/14/2022	Status: A 1099 Amount: 0.00

**Invoice Listing - Detail**  
DECEMBER 2022 GENERAL FUND INVOICES

Sequence: 1	Check Type:	Checking Account ID:	Check Number:	Check Date:			
<u>Chart of Account Number</u>	<u>Detail Description</u>	<u>Cost Center ID</u>	<u>Detail Amount</u>	<u>1099 Detail Amount</u>	<u>Asset/Asset Tag</u>	<u>In Full</u>	
01 2230 432 000 0000 0 000	COMPUTER REPAIR		40.00		N		
<b>Vendor ID: CONSTELLA</b>	<b>CONSTELLATION ENERGY</b>	<b>PO Number:</b>	<b>Invoice Number: 3614321</b>	<b>Amount:</b>	<b>886.18</b>		
Description:		Invoice Date: 12/12/2022	Due Date: 12/14/2022	Status: A	1099 Amount: 0.00		
Sequence: 1	Check Type:	Checking Account ID:	Check Number:	Check Date:			
<u>Chart of Account Number</u>	<u>Detail Description</u>	<u>Cost Center ID</u>	<u>Detail Amount</u>	<u>1099 Detail Amount</u>	<u>Asset/Asset Tag</u>	<u>In Full</u>	
01 2610 621 000 0000 0 000	FUEL		886.18		N		
<b>Vendor ID: CUBBYSCORP</b>	<b>CUBBYS CORPORATE OFFICE</b>	<b>PO Number:</b>	<b>Invoice Number: 6819308</b>	<b>Amount:</b>	<b>6,093.87</b>		
Description:		Invoice Date: 12/12/2022	Due Date: 12/14/2022	Status: A	1099 Amount: 0.00		
Sequence: 1	Check Type:	Checking Account ID:	Check Number:	Check Date:			
<u>Chart of Account Number</u>	<u>Detail Description</u>	<u>Cost Center ID</u>	<u>Detail Amount</u>	<u>1099 Detail Amount</u>	<u>Asset/Asset Tag</u>	<u>In Full</u>	
01 1100 610 001 0135 0 000	FOOD SCIENCE SUPPLIES		275.69		N		
01 2320 890 000 0000 0 000	COFFEE FOR VETERANS		24.30		N		
01 2590 610 000 0000 0 000	OFFICE SUPPLY		5.90		N		
01 2610 610 000 0000 0 000	CUSTODIAL SUPPLIES		74.97		N		
01 2610 626 000 0000 0 000	CUSTODIAL GAS		94.63		N		
01 2710 626 000 0000 0 000	VAN & BUS GAS		5,001.47		N		
01 2712 626 000 0000 0 000	SPED VAN & BUS GAS		616.91		N		
<b>Vendor ID: CULLIGANYO</b>	<b>CULLIGAN OF YORK</b>	<b>PO Number:</b>	<b>Invoice Number: 121222</b>	<b>Amount:</b>	<b>137.00</b>		
Description:		Invoice Date: 12/12/2022	Due Date: 12/14/2022	Status: A	1099 Amount: 0.00		
Sequence: 1	Check Type:	Checking Account ID:	Check Number:	Check Date:			
<u>Chart of Account Number</u>	<u>Detail Description</u>	<u>Cost Center ID</u>	<u>Detail Amount</u>	<u>1099 Detail Amount</u>	<u>Asset/Asset Tag</u>	<u>In Full</u>	
01 2610 610 000 0000 0 000	WATER & RENTAL		137.00		N		
<b>Vendor ID: DIETZE</b>	<b>DIETZE MUSIC HOUSE</b>	<b>PO Number:</b>	<b>Invoice Number: 121222</b>	<b>Amount:</b>	<b>392.84</b>		
Description:		Invoice Date: 12/12/2022	Due Date: 12/14/2022	Status: A	1099 Amount: 0.00		
Sequence: 1	Check Type:	Checking Account ID:	Check Number:	Check Date:			
<u>Chart of Account Number</u>	<u>Detail Description</u>	<u>Cost Center ID</u>	<u>Detail Amount</u>	<u>1099 Detail Amount</u>	<u>Asset/Asset Tag</u>	<u>In Full</u>	
01 1100 610 000 0170 0 000	MUSIC SUPPLIES		392.84		N		
<b>Vendor ID: ESU7</b>	<b>E.S.U. #7</b>	<b>PO Number:</b>	<b>Invoice Number: Q1 2022</b>	<b>Amount:</b>	<b>2,053.78</b>		
Description:		Invoice Date: 12/12/2022	Due Date: 12/14/2022	Status: A	1099 Amount: 0.00		
Sequence: 1	Check Type:	Checking Account ID:	Check Number:	Check Date:			
<u>Chart of Account Number</u>	<u>Detail Description</u>	<u>Cost Center ID</u>	<u>Detail Amount</u>	<u>1099 Detail Amount</u>	<u>Asset/Asset Tag</u>	<u>In Full</u>	
01 1100 610 001 0145 0 000	HS SCIENCE PRINTING		175.49		N		
01 1100 610 001 0100 0 000	JOURNALISM PRINTING		298.40		N		
01 1100 610 000 0000 0 000	CROMER PRINTING		14.24		N		
01 2240 610 000 0000 0 000	ASSEMENT PRINTING		494.57		N		
01 2410 610 001 0000 0 000	SENIOR BANNERS		199.27		N		
01 6200 610 002 0000 0 000	TITLE I PRINTING		8.80		N		

Invoice Listing - Detail  
DECEMBER 2022 GENERAL FUND INVOICES

01 1200 610 000 0000 0 000	SPED PRINTING	6.72	N
01 2220 610 000 0000 0 000	LIBRARY PRINTING	49.02	N
01 2320 610 000 0000 0 000	SUPERINTENDENT PRINTING	94.50	N
01 1190 610 002 0000 0 000	PK PRINTING	228.87	N
01 1100 610 002 0070 0 000	K PRINTING	73.74	N
01 1100 610 002 0010 0 000	1ST PRINTING	14.95	N
01 1100 610 002 0020 0 000	2ND PRINTING	86.90	N
01 1100 610 002 0030 0 000	3RD PRINTING	99.90	N
01 1100 610 002 0050 0 000	5TH PRINTING	208.41	N

**Vendor ID: EAKESO**      **EAKES OFFICE SOLUTIONS**      **PO Number:**      **Invoice Number: 405836,410403**      **Amount: 1,332.60**  
 Description:      Invoice Date: 12/12/2022      Due Date: 12/14/2022      Status: A      1099 Amount: 0.00  
 Sequence: 1      Check Type:      Checking Account ID:      Check Number:      Check Date:  
Chart of Account Number      Detail Description      Cost Center ID      Detail Amount      1099 Detail Amount      Asset/Asset Tag      In Full  
 01 2590 443 000 0000 0 000      COPIER CONTRACT           1,332.60           N

**Vendor ID: ESU #10**      **EDUCATIONAL SERVICE UNIT 10**      **PO Number:**      **Invoice Number: 121222**      **Amount: 75.00**  
 Description:      Invoice Date: 12/12/2022      Due Date: 12/14/2022      Status: A      1099 Amount: 0.00  
 Sequence: 1      Check Type:      Checking Account ID:      Check Number:      Check Date:  
Chart of Account Number      Detail Description      Cost Center ID      Detail Amount      1099 Detail Amount      Asset/Asset Tag      In Full  
 01 2213 330 000 0000 0 000      WORLD LANGAGE CADRE           75.00           N

**Vendor ID: ESU71**      **EDUCATIONAL SERVICE UNIT #7**      **PO Number:**      **Invoice Number: 121222**      **Amount: 80.00**  
 Description:      Invoice Date: 12/12/2022      Due Date: 12/14/2022      Status: A      1099 Amount: 0.00  
 Sequence: 1      Check Type:      Checking Account ID:      Check Number:      Check Date:  
Chart of Account Number      Detail Description      Cost Center ID      Detail Amount      1099 Detail Amount      Asset/Asset Tag      In Full  
 01 1150 340 000 0000 0 000      INTERPRETING SERVICES           80.00           N

**Vendor ID: ESU7NETWOR**      **EDUCATIONAL SERVICE UNIT #7**      **PO Number:**      **Invoice Number: 12622**      **Amount: 1,962.63**  
 Description:      Invoice Date: 12/12/2022      Due Date: 12/14/2022      Status: A      1099 Amount: 0.00  
 Sequence: 1      Check Type:      Checking Account ID:      Check Number:      Check Date:  
Chart of Account Number      Detail Description      Cost Center ID      Detail Amount      1099 Detail Amount      Asset/Asset Tag      In Full  
 01 2230 352 000 0000 0 000      NETWORK QUESTIONS           1,093.75           N  
 01 2230 643 000 0000 0 000      NETWORK NE,OPNSENSE LISC           868.88           N

**Vendor ID: ESU7SP**      **EDUCATIONAL SERVICE UNIT #7**      **PO Number:**      **Invoice Number: OCT22**      **Amount: 17,010.70**  
 Description:      Invoice Date: 12/12/2022      Due Date: 12/14/2022      Status: A      1099 Amount: 17,010.70  
 Sequence: 1      Check Type:      Checking Account ID:      Check Number:      Check Date:  
Chart of Account Number      Detail Description      Cost Center ID      Detail Amount      1099 Detail Amount      Asset/Asset Tag      In Full  
 01 2141 591 000 0000 0 000      S.A. PSYCH & LMHP           3,975.78      3,975.78      N  
 01 2152 591 000 0000 0 000      3-5 PSYCH           1,512.00      1,512.00      N  
 01 1291 591 000 0000 0 000      3-5 EARLY CHILDHOOD           5,279.11      5,279.11      N  
 01 1200 591 000 0000 0 000      SPED CONTRACTED SERVICES           3,886.00      3,886.00      N  
 01 2140 591 000 0000 0 000      NON SPED REG ED LMHP           2,357.81      2,357.81      N

Invoice Listing - Detail  
DECEMBER 2022 GENERAL FUND INVOICES

Vendor ID:	Vendor Name:	PO Number:	Invoice Number:	Amount:
EGAN	EGAN SUPPLY CO.		361355	1,290.45
Description:		Invoice Date: 12/12/2022	Due Date: 12/14/2022	Status: A 1099 Amount: 0.00
Sequence: 1	Check Type:	Checking Account ID:	Check Number:	Check Date:
<u>Chart of Account Number</u>	<u>Detail Description</u>	<u>Cost Center ID</u>	<u>Detail Amount</u>	<u>1099 Detail Amount</u> <u>Asset/Asset Tag</u> <u>In Full</u>
01 2610 610 000 0000 0 000	CUSTODIAL SUPPLIES		1,290.45	N
EMBASSY	EMBASSY SUITES HOTELS		3158	332.00
Description:		Invoice Date: 12/12/2022	Due Date: 12/14/2022	Status: A 1099 Amount: 0.00
Sequence: 1	Check Type:	Checking Account ID:	Check Number:	Check Date:
<u>Chart of Account Number</u>	<u>Detail Description</u>	<u>Cost Center ID</u>	<u>Detail Amount</u>	<u>1099 Detail Amount</u> <u>Asset/Asset Tag</u> <u>In Full</u>
01 2213 580 000 0000 0 000	HOTEL RMS FOR CONFERENCE		332.00	N
FLINN	FLINN SCIENTIFIC INC.		2806024	65.00
Description:		Invoice Date: 12/12/2022	Due Date: 12/14/2022	Status: A 1099 Amount: 0.00
Sequence: 1	Check Type:	Checking Account ID:	Check Number:	Check Date:
<u>Chart of Account Number</u>	<u>Detail Description</u>	<u>Cost Center ID</u>	<u>Detail Amount</u>	<u>1099 Detail Amount</u> <u>Asset/Asset Tag</u> <u>In Full</u>
01 1100 610 001 0145 0 000	POGIL ACTIVITIES		65.00	N
GAVERTIREP	GAVER TIRE PROS		70482	102.75
Description:		Invoice Date: 12/12/2022	Due Date: 12/14/2022	Status: A 1099 Amount: 0.00
Sequence: 1	Check Type:	Checking Account ID:	Check Number:	Check Date:
<u>Chart of Account Number</u>	<u>Detail Description</u>	<u>Cost Center ID</u>	<u>Detail Amount</u>	<u>1099 Detail Amount</u> <u>Asset/Asset Tag</u> <u>In Full</u>
01 2712 340 000 0000 0 000	SPED BUS ALIGNMENT		102.75	N
PETTY	GENERAL FUND-PETTY CASH		121222	484.80
Description:		Invoice Date: 12/12/2022	Due Date: 12/14/2022	Status: A 1099 Amount: 0.00
Sequence: 1	Check Type:	Checking Account ID:	Check Number:	Check Date:
<u>Chart of Account Number</u>	<u>Detail Description</u>	<u>Cost Center ID</u>	<u>Detail Amount</u>	<u>1099 Detail Amount</u> <u>Asset/Asset Tag</u> <u>In Full</u>
01 2670 340 000 0000 0 000	SAFETY VISIT		350.00	N
01 1200 610 000 0000 0 000	SPED SUPPLIES		66.76	N
01 1200 810 000 0000 0 000	EXECUTIVE FUNCTIONING TRAINING		20.00	N
01 2410 610 002 0000 0 000	ELEM PRINCIPAL SUPPLIES		48.04	N
HILAND	HILAND DAIRY		121222	396.18
Description:		Invoice Date: 12/12/2022	Due Date: 12/14/2022	Status: A 1099 Amount: 0.00
Sequence: 1	Check Type:	Checking Account ID:	Check Number:	Check Date:
<u>Chart of Account Number</u>	<u>Detail Description</u>	<u>Cost Center ID</u>	<u>Detail Amount</u>	<u>1099 Detail Amount</u> <u>Asset/Asset Tag</u> <u>In Full</u>
01 1100 610 000 0150 0 000	MILK FOR WEIGHTS		396.18	N
HILTON	HILTON		47751	906.00
Description:		Invoice Date: 12/12/2022	Due Date: 12/14/2022	Status: A 1099 Amount: 0.00
Sequence: 1	Check Type:	Checking Account ID:	Check Number:	Check Date:
<u>Chart of Account Number</u>	<u>Detail Description</u>	<u>Cost Center ID</u>	<u>Detail Amount</u>	<u>1099 Detail Amount</u> <u>Asset/Asset Tag</u> <u>In Full</u>
01 2310 580 000 0000 0 000	HOTEL RM FOR BOARD MEMBERS		604.00	N
01 2320 580 000 0000 0 000	HOTEL RM FOR SUPERINTENDENT		302.00	N

<b>Vendor ID: HUGH</b>	<b>HOBY</b>	<b>PO Number:</b>	<b>Invoice Number: 180655</b>	<b>Amount:</b>	<b>250.00</b>
Description:		Invoice Date: 12/12/2022	Due Date: 12/14/2022	Status: A	1099 Amount: 0.00
Sequence: 1	Check Type:	Checking Account ID:	Check Number:	Check Date:	
<u>Chart of Account Number</u>	<u>Detail Description</u>	<u>Cost Center ID</u>	<u>Detail Amount</u>	<u>1099 Detail Amount</u>	<u>Asset/Asset Tag</u>
01 2120 810 000 0000 0 000	HOBY REGISTRATION FEE CLARE WILLIS		250.00		N
<b>Vendor ID: HOMEDEPOT</b>	<b>HOME DEPOT PRO, THE</b>	<b>PO Number:</b>	<b>Invoice Number: 718234230</b>	<b>Amount:</b>	<b>173.36</b>
Description:		Invoice Date: 12/12/2022	Due Date: 12/14/2022	Status: A	1099 Amount: 0.00
Sequence: 1	Check Type:	Checking Account ID:	Check Number:	Check Date:	
<u>Chart of Account Number</u>	<u>Detail Description</u>	<u>Cost Center ID</u>	<u>Detail Amount</u>	<u>1099 Detail Amount</u>	<u>Asset/Asset Tag</u>
01 2610 610 000 0000 0 000	CUSTODIAL SUPPLIES		173.36		N
<b>Vendor ID: HOMETO</b>	<b>HOMETOWN LEASING</b>	<b>PO Number:</b>	<b>Invoice Number: 121222</b>	<b>Amount:</b>	<b>932.27</b>
Description:		Invoice Date: 12/12/2022	Due Date: 12/14/2022	Status: A	1099 Amount: 0.00
Sequence: 1	Check Type:	Checking Account ID:	Check Number:	Check Date:	
<u>Chart of Account Number</u>	<u>Detail Description</u>	<u>Cost Center ID</u>	<u>Detail Amount</u>	<u>1099 Detail Amount</u>	<u>Asset/Asset Tag</u>
01 2590 443 000 0000 0 000	COPIER PAYMENTS		932.27		N
<b>Vendor ID: HOUGHTON</b>	<b>HOUGHTON MIFFLIN CO</b>	<b>PO Number:</b>	<b>Invoice Number: 955744299</b>	<b>Amount:</b>	<b>464.46</b>
Description:		Invoice Date: 12/12/2022	Due Date: 12/14/2022	Status: A	1099 Amount: 0.00
Sequence: 1	Check Type:	Checking Account ID:	Check Number:	Check Date:	
<u>Chart of Account Number</u>	<u>Detail Description</u>	<u>Cost Center ID</u>	<u>Detail Amount</u>	<u>1099 Detail Amount</u>	<u>Asset/Asset Tag</u>
01 6998 640 000 0000 0 000	MATH EXPRESSIONS - 3RD GRADE	MILEAGE	464.46		N
<b>Vendor ID: JACKSO</b>	<b>JACKSON SERVICES, INC</b>	<b>PO Number:</b>	<b>Invoice Number: 4923507,4933931</b>	<b>Amount:</b>	<b>496.11</b>
Description:		Invoice Date: 12/12/2022	Due Date: 12/14/2022	Status: A	1099 Amount: 0.00
Sequence: 1	Check Type:	Checking Account ID:	Check Number:	Check Date:	
<u>Chart of Account Number</u>	<u>Detail Description</u>	<u>Cost Center ID</u>	<u>Detail Amount</u>	<u>1099 Detail Amount</u>	<u>Asset/Asset Tag</u>
01 2610 420 000 0000 0 000	RUGS & MOPS		496.11		N
<b>Vendor ID: JOHNDEERE</b>	<b>JOHN DEERE FINANCIAL</b>	<b>PO Number:</b>	<b>Invoice Number: 121222</b>	<b>Amount:</b>	<b>1,087.31</b>
Description:		Invoice Date: 12/12/2022	Due Date: 12/14/2022	Status: A	1099 Amount: 0.00
Sequence: 1	Check Type:	Checking Account ID:	Check Number:	Check Date:	
<u>Chart of Account Number</u>	<u>Detail Description</u>	<u>Cost Center ID</u>	<u>Detail Amount</u>	<u>1099 Detail Amount</u>	<u>Asset/Asset Tag</u>
01 2610 440 000 0000 0 000	EQUIPMENT PAYMENTS		1,087.31		N
<b>Vendor ID: KRUTZJIM</b>	<b>KRUTZ, JIM</b>	<b>PO Number:</b>	<b>Invoice Number: 222021</b>	<b>Amount:</b>	<b>221.00</b>
Description:		Invoice Date: 12/12/2022	Due Date: 12/14/2022	Status: A	1099 Amount: 0.00
Sequence: 1	Check Type:	Checking Account ID:	Check Number:	Check Date:	
<u>Chart of Account Number</u>	<u>Detail Description</u>	<u>Cost Center ID</u>	<u>Detail Amount</u>	<u>1099 Detail Amount</u>	<u>Asset/Asset Tag</u>
01 1100 431 000 0170 0 000	PERCUSSION SERVICE		221.00		N
<b>Vendor ID: KSB SCHLAW</b>	<b>KSB SCHOOL LAW, PC, LLO</b>	<b>PO Number:</b>	<b>Invoice Number: 13111</b>	<b>Amount:</b>	<b>985.00</b>
Description:		Invoice Date: 12/12/2022	Due Date: 12/14/2022	Status: A	1099 Amount: 985.00
Sequence: 1	Check Type:	Checking Account ID:	Check Number:	Check Date:	

Invoice Listing - Detail  
DECEMBER 2022 GENERAL FUND INVOICES

<u>Chart of Account Number</u>	<u>Detail Description</u>	<u>Cost Center ID</u>	<u>Detail Amount</u>	<u>1099 Detail Amount</u>	<u>Asset/Asset Tag</u>	<u>In Full</u>
01 2330 317 000 0000 0 000	LEGAL SERVICES		985.00	985.00	N	
<b>Vendor ID: LEARNINGAZ</b>	<b>LEARNING A-Z</b>	<b>PO Number:</b>	<b>Invoice Number: 6118291</b>		<b>Amount:</b>	<b>117.00</b>
Description:		Invoice Date: 12/12/2022	Due Date: 12/14/2022	Status: A	1099 Amount: 0.00	
Sequence: 1	Check Type:	Checking Account ID:	Check Number:	Check Date:		
<u>Chart of Account Number</u>	<u>Detail Description</u>	<u>Cost Center ID</u>	<u>Detail Amount</u>	<u>1099 Detail Amount</u>	<u>Asset/Asset Tag</u>	<u>In Full</u>
01 1100 643 000 0000 0 000	VOCAB A-Z LISC		117.00		N	
<b>Vendor ID: LINGO</b>	<b>LINGO</b>	<b>PO Number:</b>	<b>Invoice Number: 121222</b>		<b>Amount:</b>	<b>302.82</b>
Description:		Invoice Date: 12/12/2022	Due Date: 12/14/2022	Status: A	1099 Amount: 0.00	
Sequence: 1	Check Type:	Checking Account ID:	Check Number:	Check Date:		
<u>Chart of Account Number</u>	<u>Detail Description</u>	<u>Cost Center ID</u>	<u>Detail Amount</u>	<u>1099 Detail Amount</u>	<u>Asset/Asset Tag</u>	<u>In Full</u>
01 2590 530 000 0000 0 000	LONG DISTANCE		302.82		N	
<b>Vendor ID: MACKINEDRE</b>	<b>MACKIN EDUCATIONAL RESOURCES</b>	<b>PO Number:</b>	<b>Invoice Number: 774748</b>		<b>Amount:</b>	<b>302.66</b>
Description:		Invoice Date: 12/12/2022	Due Date: 12/14/2022	Status: A	1099 Amount: 0.00	
Sequence: 1	Check Type:	Checking Account ID:	Check Number:	Check Date:		
<u>Chart of Account Number</u>	<u>Detail Description</u>	<u>Cost Center ID</u>	<u>Detail Amount</u>	<u>1099 Detail Amount</u>	<u>Asset/Asset Tag</u>	<u>In Full</u>
01 2220 640 000 0000 0 000	LIBRARY BOOKS		302.66		N	
<b>Vendor ID: MECHANICAL</b>	<b>MECHANICAL SALES, INC</b>	<b>PO Number:</b>	<b>Invoice Number: 55491</b>		<b>Amount:</b>	<b>3,742.00</b>
Description:		Invoice Date: 12/12/2022	Due Date: 12/14/2022	Status: A	1099 Amount: 0.00	
Sequence: 1	Check Type:	Checking Account ID:	Check Number:	Check Date:		
<u>Chart of Account Number</u>	<u>Detail Description</u>	<u>Cost Center ID</u>	<u>Detail Amount</u>	<u>1099 Detail Amount</u>	<u>Asset/Asset Tag</u>	<u>In Full</u>
01 2620 431 000 0000 0 000	HVAC REPAIRS		3,742.00		N	
<b>Vendor ID: MENARD</b>	<b>MENARDS</b>	<b>PO Number:</b>	<b>Invoice Number: 75155,75537,73894</b>		<b>Amount:</b>	<b>644.22</b>
Description:		Invoice Date: 12/12/2022	Due Date: 12/14/2022	Status: A	1099 Amount: 0.00	
Sequence: 1	Check Type:	Checking Account ID:	Check Number:	Check Date:		
<u>Chart of Account Number</u>	<u>Detail Description</u>	<u>Cost Center ID</u>	<u>Detail Amount</u>	<u>1099 Detail Amount</u>	<u>Asset/Asset Tag</u>	<u>In Full</u>
01 2610 610 000 0000 0 000	CUSTODIAL SUPPLIES		445.83		N	
01 1100 610 001 0180 0 000	IND ARTS SUPPLIES		198.39		N	
<b>Vendor ID: MIDAME</b>	<b>MID-AMERICAN RESEARCH CHEMICAL</b>	<b>PO Number:</b>	<b>Invoice Number: 0776197</b>		<b>Amount:</b>	<b>163.00</b>
Description:		Invoice Date: 12/12/2022	Due Date: 12/14/2022	Status: A	1099 Amount: 0.00	
Sequence: 1	Check Type:	Checking Account ID:	Check Number:	Check Date:		
<u>Chart of Account Number</u>	<u>Detail Description</u>	<u>Cost Center ID</u>	<u>Detail Amount</u>	<u>1099 Detail Amount</u>	<u>Asset/Asset Tag</u>	<u>In Full</u>
01 2610 610 000 0000 0 000	TUFF STUFF 05		163.00		N	
<b>Vendor ID: NECSA</b>	<b>NE COUNCIL OF SCHOOL ADM.</b>	<b>PO Number:</b>	<b>Invoice Number: 121222</b>		<b>Amount:</b>	<b>200.00</b>
Description:		Invoice Date: 12/12/2022	Due Date: 12/14/2022	Status: A	1099 Amount: 0.00	
Sequence: 1	Check Type:	Checking Account ID:	Check Number:	Check Date:		
<u>Chart of Account Number</u>	<u>Detail Description</u>	<u>Cost Center ID</u>	<u>Detail Amount</u>	<u>1099 Detail Amount</u>	<u>Asset/Asset Tag</u>	<u>In Full</u>
01 2410 810 002 0000 0 000	NAESP/NSASSP PRINCIPAL CONFERENCE		200.00		N	

<b>Vendor ID: NASB</b>	<b>NEBRASKA ASSOCIATION OF SCHOOL BOARDS</b>	<b>PO Number:</b>	<b>Invoice Number: 11462,11463</b>	<b>Amount:</b>	<b>250.00</b>
Description:		Invoice Date: 12/12/2022	Due Date: 12/14/2022	Status: A	1099 Amount: 0.00
Sequence: 1	Check Type:	Checking Account ID:	Check Number:	Check Date:	
<u>Chart of Account Number</u>	<u>Detail Description</u>	<u>Cost Center ID</u>	<u>Detail Amount</u>	<u>1099 Detail Amount</u>	<u>Asset/Asset Tag</u>
01 2310 890 000 0000 0 000	NEW BOARD MEMBER WORKSHOP		250.00		N
<b>Vendor ID: ORKINP</b>	<b>ORKIN PEST CONTROL</b>	<b>PO Number:</b>	<b>Invoice Number: 237171368</b>	<b>Amount:</b>	<b>105.08</b>
Description:		Invoice Date: 12/12/2022	Due Date: 12/14/2022	Status: A	1099 Amount: 0.00
Sequence: 1	Check Type:	Checking Account ID:	Check Number:	Check Date:	
<u>Chart of Account Number</u>	<u>Detail Description</u>	<u>Cost Center ID</u>	<u>Detail Amount</u>	<u>1099 Detail Amount</u>	<u>Asset/Asset Tag</u>
01 2610 420 000 0000 0 000	PEST CONTROL		105.08		N
<b>Vendor ID: PAYFLEX</b>	<b>PAY FLEX</b>	<b>PO Number:</b>	<b>Invoice Number: 121222</b>	<b>Amount:</b>	<b>100.00</b>
Description:		Invoice Date: 12/12/2022	Due Date: 12/14/2022	Status: A	1099 Amount: 0.00
Sequence: 1	Check Type:	Checking Account ID:	Check Number:	Check Date:	
<u>Chart of Account Number</u>	<u>Detail Description</u>	<u>Cost Center ID</u>	<u>Detail Amount</u>	<u>1099 Detail Amount</u>	<u>Asset/Asset Tag</u>
01 1100 291 000 0000 0 000	ADMIN FEE		100.00		N
<b>Vendor ID: PEKNY</b>	<b>PEKNY &amp; ASSOCIATES</b>	<b>PO Number:</b>	<b>Invoice Number: 48526</b>	<b>Amount:</b>	<b>9,206.00</b>
Description:		Invoice Date: 12/12/2022	Due Date: 12/14/2022	Status: A	1099 Amount: 0.00
Sequence: 1	Check Type:	Checking Account ID:	Check Number:	Check Date:	
<u>Chart of Account Number</u>	<u>Detail Description</u>	<u>Cost Center ID</u>	<u>Detail Amount</u>	<u>1099 Detail Amount</u>	<u>Asset/Asset Tag</u>
01 2510 315 000 0000 0 000	2021-2022 SCHOOL AUDIT		9,206.00		N
<b>Vendor ID: PINNACLEOM</b>	<b>PINNACLE BANK</b>	<b>PO Number:</b>	<b>Invoice Number: 121222</b>	<b>Amount:</b>	<b>2,655.81</b>
Description:		Invoice Date: 12/12/2022	Due Date: 12/14/2022	Status: A	1099 Amount: 0.00
Sequence: 1	Check Type:	Checking Account ID:	Check Number:	Check Date:	
<u>Chart of Account Number</u>	<u>Detail Description</u>	<u>Cost Center ID</u>	<u>Detail Amount</u>	<u>1099 Detail Amount</u>	<u>Asset/Asset Tag</u>
01 1100 610 001 0140 0 000	HS MATH SUPPLIES		59.88		N
01 1100 610 000 0170 0 000	MUSIC SUPPLIES		48.14		N
01 1200 610 000 0000 0 000	SPED SUPPLIES		458.27		N
01 1200 810 000 0000 0 000	ASHA MEMBERSHIP		225.00		N
01 2320 580 000 0000 0 000	TRAVEL EXPENSES		209.95		N
01 2320 890 000 0000 0 000	CAKE FOR VETERANS		231.49		N
01 2590 643 000 0000 0 000	BAMBOO		525.86		N
01 2610 610 000 0000 0 000	SKID SHOES		853.00		N
01 1100 610 001 0180 0 000	SELF-CENTERING VIX BIT		44.22		N
<b>Vendor ID: PITBOW</b>	<b>PITNEY BOWES</b>	<b>PO Number:</b>	<b>Invoice Number: 3316627280</b>	<b>Amount:</b>	<b>227.97</b>
Description:		Invoice Date: 12/12/2022	Due Date: 12/14/2022	Status: A	1099 Amount: 0.00
Sequence: 1	Check Type:	Checking Account ID:	Check Number:	Check Date:	
<u>Chart of Account Number</u>	<u>Detail Description</u>	<u>Cost Center ID</u>	<u>Detail Amount</u>	<u>1099 Detail Amount</u>	<u>Asset/Asset Tag</u>
01 2590 443 000 0000 0 000	POSTAGE MACHINE PAYMENT		227.97		N
<b>Vendor ID: POLKCORPP</b>	<b>POLK CO. RURAL PUBLIC POWER DISTRICT</b>	<b>PO Number:</b>	<b>Invoice Number: 121222</b>	<b>Amount:</b>	<b>8,810.95</b>

**Invoice Listing - Detail**  
DECEMBER 2022 GENERAL FUND INVOICES

Description:	Invoice Date:	12/12/2022	Due Date:	12/14/2022	Status:	A	1099 Amount:	0.00
Sequence: 1	Check Type:	Checking Account ID:	Check Number:	Check Date:				
<u>Chart of Account Number</u>	<u>Detail Description</u>	<u>Cost Center ID</u>	<u>Detail Amount</u>	<u>1099 Detail Amount</u>	<u>Asset/Asset Tag</u>		<u>In Full</u>	
01 2610 621 000 0000 0 000	ELECTRICITY		8,810.95		N			
<b>Vendor ID: REALITYWOR</b>	<b>REALITYWORKS</b>	<b>PO Number:</b>	<b>Invoice Number: 42520</b>	<b>Amount:</b>				<b>3,936.45</b>
Description:	Invoice Date:	12/12/2022	Due Date:	12/14/2022	Status:	A	1099 Amount:	0.00
Sequence: 1	Check Type:	Checking Account ID:	Check Number:	Check Date:				
<u>Chart of Account Number</u>	<u>Detail Description</u>	<u>Cost Center ID</u>	<u>Detail Amount</u>	<u>1099 Detail Amount</u>	<u>Asset/Asset Tag</u>		<u>In Full</u>	
01 1100 610 001 0135 0 000	BOVINE BREEDER WITH PALPATION		3,936.45		N			
<b>Vendor ID: RIGGSJON</b>	<b>RIGGS, JON</b>	<b>PO Number:</b>	<b>Invoice Number: 121222</b>	<b>Amount:</b>				<b>37.50</b>
Description:	Invoice Date:	12/12/2022	Due Date:	12/14/2022	Status:	A	1099 Amount:	0.00
Sequence: 1	Check Type:	Checking Account ID:	Check Number:	Check Date:				
<u>Chart of Account Number</u>	<u>Detail Description</u>	<u>Cost Center ID</u>	<u>Detail Amount</u>	<u>1099 Detail Amount</u>	<u>Asset/Asset Tag</u>		<u>In Full</u>	
01 1100 610 002 0050 0 000	5TH SUPPLIES		37.50		N			
<b>Vendor ID: SCHOSP</b>	<b>SCHOOL SPECIALITY</b>	<b>PO Number:</b>	<b>Invoice Number: 208131382018</b>	<b>Amount:</b>				<b>152.88</b>
Description:	Invoice Date:	12/12/2022	Due Date:	12/14/2022	Status:	A	1099 Amount:	0.00
Sequence: 1	Check Type:	Checking Account ID:	Check Number:	Check Date:				
<u>Chart of Account Number</u>	<u>Detail Description</u>	<u>Cost Center ID</u>	<u>Detail Amount</u>	<u>1099 Detail Amount</u>	<u>Asset/Asset Tag</u>		<u>In Full</u>	
01 2610 610 000 0000 0 000	PANEL FEET		152.88		N			
<b>Vendor ID: SFM</b>	<b>SFM</b>	<b>PO Number:</b>	<b>Invoice Number: 2890461</b>	<b>Amount:</b>				<b>1,477.00</b>
Description:	Invoice Date:	12/12/2022	Due Date:	12/14/2022	Status:	A	1099 Amount:	0.00
Sequence: 1	Check Type:	Checking Account ID:	Check Number:	Check Date:				
<u>Chart of Account Number</u>	<u>Detail Description</u>	<u>Cost Center ID</u>	<u>Detail Amount</u>	<u>1099 Detail Amount</u>	<u>Asset/Asset Tag</u>		<u>In Full</u>	
01 2590 270 000 0000 0 000	WORK COMP		1,477.00		N			
<b>Vendor ID: SHELBYAUTO</b>	<b>SHELBY AUTO CLINIC</b>	<b>PO Number:</b>	<b>Invoice Number: 37598,37556</b>	<b>Amount:</b>				<b>1,983.72</b>
Description:	Invoice Date:	12/12/2022	Due Date:	12/14/2022	Status:	A	1099 Amount:	420.00
Sequence: 1	Check Type:	Checking Account ID:	Check Number:	Check Date:				
<u>Chart of Account Number</u>	<u>Detail Description</u>	<u>Cost Center ID</u>	<u>Detail Amount</u>	<u>1099 Detail Amount</u>	<u>Asset/Asset Tag</u>		<u>In Full</u>	
01 2710 626 000 0000 0 000	OIL		179.20		N			
01 2730 431 000 0000 0 000	BUS 21 BRAKES AND SERVICE		1,804.52	420.00	N			
<b>Vendor ID: SHELBY5</b>	<b>SHELBY LUMBER CO.</b>	<b>PO Number:</b>	<b>Invoice Number: 121222</b>	<b>Amount:</b>				<b>371.91</b>
Description:	Invoice Date:	12/12/2022	Due Date:	12/14/2022	Status:	A	1099 Amount:	0.00
Sequence: 1	Check Type:	Checking Account ID:	Check Number:	Check Date:				
<u>Chart of Account Number</u>	<u>Detail Description</u>	<u>Cost Center ID</u>	<u>Detail Amount</u>	<u>1099 Detail Amount</u>	<u>Asset/Asset Tag</u>		<u>In Full</u>	
01 2610 610 000 0000 0 000	CUSTODIAL SUPPLIES		251.92		N			
01 1100 610 001 0180 0 000	IND ARTS SUPPLIES		119.99		N			
<b>Vendor ID: SMARTAPPLE</b>	<b>SMART APPLE MEDIA</b>	<b>PO Number:</b>	<b>Invoice Number: G169143</b>	<b>Amount:</b>				<b>374.10</b>
Description:	Invoice Date:	12/12/2022	Due Date:	12/14/2022	Status:	A	1099 Amount:	0.00

Invoice Listing - Detail  
DECEMBER 2022 GENERAL FUND INVOICES

Sequence: 1	Check Type:	Checking Account ID:	Check Number:	Check Date:			
<u>Chart of Account Number</u>	<u>Detail Description</u>	<u>Cost Center ID</u>	<u>Detail Amount</u>	<u>1099 Detail Amount</u>	<u>Asset/Asset Tag</u>	<u>In Full</u>	
01 2220 640 000 0000 0 000	LIBRARY BOOKS		374.10		N		
<b>Vendor ID: SPARROWPUB</b>	<b>SPARROW PUBLICATIONS</b>	<b>PO Number:</b>	<b>Invoice Number: 1400</b>	<b>Amount:</b>	<b>110.98</b>		
Description:		Invoice Date: 12/12/2022	Due Date: 12/14/2022	Status: A	1099 Amount: 0.00		
Sequence: 1	Check Type:	Checking Account ID:	Check Number:	Check Date:			
<u>Chart of Account Number</u>	<u>Detail Description</u>	<u>Cost Center ID</u>	<u>Detail Amount</u>	<u>1099 Detail Amount</u>	<u>Asset/Asset Tag</u>	<u>In Full</u>	
01 2310 540 000 0000 0 000	LEGAL POSTING		110.98		N		
<b>Vendor ID: SUTTONJOHN</b>	<b>SUTTON, JOHN</b>	<b>PO Number:</b>	<b>Invoice Number: 6375</b>	<b>Amount:</b>	<b>180.00</b>		
Description:		Invoice Date: 12/12/2022	Due Date: 12/14/2022	Status: A	1099 Amount: 0.00		
Sequence: 1	Check Type:	Checking Account ID:	Check Number:	Check Date:			
<u>Chart of Account Number</u>	<u>Detail Description</u>	<u>Cost Center ID</u>	<u>Detail Amount</u>	<u>1099 Detail Amount</u>	<u>Asset/Asset Tag</u>	<u>In Full</u>	
01 2220 640 000 0000 0 000	LIBRARY BOOKS		180.00		N		
<b>Vendor ID: TEJKLTUCKE</b>	<b>TEJKL, TUCKER</b>	<b>PO Number:</b>	<b>Invoice Number: 121222</b>	<b>Amount:</b>	<b>152.75</b>		
Description:		Invoice Date: 12/12/2022	Due Date: 12/14/2022	Status: A	1099 Amount: 0.00		
Sequence: 1	Check Type:	Checking Account ID:	Check Number:	Check Date:			
<u>Chart of Account Number</u>	<u>Detail Description</u>	<u>Cost Center ID</u>	<u>Detail Amount</u>	<u>1099 Detail Amount</u>	<u>Asset/Asset Tag</u>	<u>In Full</u>	
01 2320 810 000 0000 0 000	MEMBERSHIP DUES AND MEAL		60.00		N		
01 2320 890 000 0000 0 000	APPRECIATION GIFT		92.75		N		
<b>Vendor ID: TIREOUTLET</b>	<b>TIRE OUTLET, INC.</b>	<b>PO Number:</b>	<b>Invoice Number: 219425</b>	<b>Amount:</b>	<b>1,324.00</b>		
Description:		Invoice Date: 12/12/2022	Due Date: 12/14/2022	Status: A	1099 Amount: 0.00		
Sequence: 1	Check Type:	Checking Account ID:	Check Number:	Check Date:			
<u>Chart of Account Number</u>	<u>Detail Description</u>	<u>Cost Center ID</u>	<u>Detail Amount</u>	<u>1099 Detail Amount</u>	<u>Asset/Asset Tag</u>	<u>In Full</u>	
01 2712 340 000 0000 0 000	SPED VEHICLES TRIES		1,324.00		N		
<b>Vendor ID: USFOODS</b>	<b>USFOODS</b>	<b>PO Number:</b>	<b>Invoice Number: 5395839</b>	<b>Amount:</b>	<b>21.02</b>		
Description:		Invoice Date: 12/12/2022	Due Date: 12/14/2022	Status: A	1099 Amount: 0.00		
Sequence: 1	Check Type:	Checking Account ID:	Check Number:	Check Date:			
<u>Chart of Account Number</u>	<u>Detail Description</u>	<u>Cost Center ID</u>	<u>Detail Amount</u>	<u>1099 Detail Amount</u>	<u>Asset/Asset Tag</u>	<u>In Full</u>	
01 1190 610 002 0000 0 000	PK SUPPLIES		21.02		N		
<b>Vendor ID: VERIZON</b>	<b>VERIZON WIRELESS</b>	<b>PO Number:</b>	<b>Invoice Number: 9921672388</b>	<b>Amount:</b>	<b>437.44</b>		
Description:		Invoice Date: 12/12/2022	Due Date: 12/14/2022	Status: A	1099 Amount: 0.00		
Sequence: 1	Check Type:	Checking Account ID:	Check Number:	Check Date:			
<u>Chart of Account Number</u>	<u>Detail Description</u>	<u>Cost Center ID</u>	<u>Detail Amount</u>	<u>1099 Detail Amount</u>	<u>Asset/Asset Tag</u>	<u>In Full</u>	
01 2710 530 000 0000 0 000	BUS CELL PHONES & REPLACMENT OF 1 PHONE		437.44		N		
<b>Vendor ID: VILLAG</b>	<b>VILLAGE OF SHELBY</b>	<b>PO Number:</b>	<b>Invoice Number: 241597</b>	<b>Amount:</b>	<b>1,158.85</b>		
Description:		Invoice Date: 12/12/2022	Due Date: 12/14/2022	Status: A	1099 Amount: 485.00		
Sequence: 1	Check Type:	Checking Account ID:	Check Number:	Check Date:			

**Invoice Listing - Detail**  
 DECEMBER 2022 GENERAL FUND INVOICES

<u>Chart of Account Number</u>	<u>Detail Description</u>	<u>Cost Center ID</u>	<u>Detail Amount</u>	<u>1099 Detail Amount</u>	<u>Asset/Asset Tag</u>	<u>In Full</u>
01 2610 410 000 0000 0 000	WATER, SEWER & TRASH		1,158.85	485.00	N	

**Vendor ID: VOSSSANDY VOSS, SANDY**      **PO Number:**      **Invoice Number: 121222**      **Amount: 37.76**

Description:      Invoice Date: 12/12/2022      Due Date: 12/14/2022      Status: A      1099 Amount: 0.00  
 Sequence: 1      Check Type:      Checking Account ID:      Check Number:      Check Date:

<u>Chart of Account Number</u>	<u>Detail Description</u>	<u>Cost Center ID</u>	<u>Detail Amount</u>	<u>1099 Detail Amount</u>	<u>Asset/Asset Tag</u>	<u>In Full</u>
01 2590 531 000 0000 0 000	REIMB FOR MPS TEST SHIPMENT POSTAGE		37.76		N	

**Vendor ID: WINDSTREAM WINDSTREAM NEBRASKA INC.**      **PO Number:**      **Invoice Number: 121222**      **Amount: 767.31**

Description:      Invoice Date: 12/12/2022      Due Date: 12/14/2022      Status: A      1099 Amount: 0.00  
 Sequence: 1      Check Type:      Checking Account ID:      Check Number:      Check Date:

<u>Chart of Account Number</u>	<u>Detail Description</u>	<u>Cost Center ID</u>	<u>Detail Amount</u>	<u>1099 Detail Amount</u>	<u>Asset/Asset Tag</u>	<u>In Full</u>
01 2590 382 000 0000 0 000	SCHOOL - 573.55, BUS BARN - 193.76		767.31		N	

**Vendor ID: YOURPUBLIC YOUR PUBLICATION**      **PO Number:**      **Invoice Number: 121222**      **Amount: 161.34**

Description:      Invoice Date: 12/12/2022      Due Date: 12/14/2022      Status: A      1099 Amount: 0.00  
 Sequence: 1      Check Type:      Checking Account ID:      Check Number:      Check Date:

<u>Chart of Account Number</u>	<u>Detail Description</u>	<u>Cost Center ID</u>	<u>Detail Amount</u>	<u>1099 Detail Amount</u>	<u>Asset/Asset Tag</u>	<u>In Full</u>
01 2310 540 000 0000 0 000	LEGAL POSTINGS		161.34		N	

Batch 1099 Total:	<u>18,900.70</u>	Batch Total:	<u>86,667.84</u>
Report 1099 Total:	<u>18,900.70</u>	Report Total:	<u>86,667.84</u>

BUDGET REPORT

11/2022

NOVEMBER 2022 GENERAL FUND

Account Number	Account Description	BUDGETED	EXPENDED	TO DATE	BALANCE OF EOM
01	GENERAL FUND				
1100	REGULAR INSTRUCTIONAL PROGRAMS	\$3,259,440.00	\$282,095.19	\$850,840.67	\$2,408,599.33
1150	ENGLISH LANGUAGE LEARNERS	\$117,300.00	\$6,363.99	\$19,098.42	\$98,201.58
1160	POVERTY - After School Program	\$76,200.00	\$3,360.22	\$10,050.14	\$66,149.86
1190	PRESCHOOL	\$123,100.00	\$10,583.87	\$32,321.87	\$90,778.13
1100	REGULAR INSTRUCTIONAL PROGRAMS	\$3,576,040.00	\$302,403.27	\$912,311.10	\$2,663,728.90
1200	SPECIAL EDUCATION PROGRAMS	\$484,300.00	\$59,084.08	\$177,746.57	\$306,553.43
1291	SPED AGES 3-5	\$2,000.00	\$6,865.65	\$10,430.19	(\$8,430.19)
1292	SPED AGES 0-2	\$9,000.00	\$812.62	\$1,190.82	\$7,809.18
1295	UNIFIED SPORTS	\$2,025.00	\$1,616.95	\$1,616.95	\$408.05
1200	SPECIAL EDUCATION PROGRAMS	\$497,325.00	\$68,379.30	\$190,984.53	\$306,340.47
2120	GUIDANCE SERVICES	\$212,350.00	\$13,064.24	\$40,440.08	\$171,909.92
2130	HEALTH SERVICES	\$72,150.00	\$5,729.43	\$19,178.71	\$52,971.29
2140	PSYCHOLOGICAL SERVICES	\$90,000.00	\$1,023.28	\$15,335.29	\$74,664.71
2141	SPED Psychological services - Age S.A.	\$4,000.00	\$2,859.93	(\$5,104.03)	\$9,104.03
2142	PSYCH SPED 3-5	\$350.00	\$0.00	\$0.00	\$350.00
2151	SPEECH PATHOLOGY - SPED SCHOOL AGE	\$100,700.00	\$7,834.29	\$25,405.71	\$75,294.29
2152	SPEECH PATH SPED 3-5	\$11,500.00	\$2,687.69	\$3,674.69	\$7,825.31
2153	SPEECH PATH & AUDIOLOGY SERVICES	\$1,600.00	\$0.00	\$0.00	\$1,600.00
2161	SPED Occupational Therapy - Age S.A.	\$17,000.00	\$11,238.51	\$16,212.47	\$787.53
2163	SPED Occupational Therapy - Age 0-2	\$0.00	\$158.00	\$158.00	(\$158.00)
2171	SPED Physical Therapy - Age S.A.	\$7,000.00	\$1,907.76	\$2,780.02	\$4,219.98
2173	SPED Physical Therapy - Age 0-2	\$50.00	\$397.13	\$476.01	(\$426.01)
2100	SUPPORTIVE SERVICES PUPILS	\$516,700.00	\$46,900.26	\$118,556.95	\$398,143.05
2211	SCHOOL IMPROVEMENT	\$1,650.00	\$184.19	\$626.60	\$1,023.40
2213	INSTRUCTIONAL STAFF TRAINING	\$7,800.00	\$3,282.20	\$3,357.20	\$4,442.80
2214	IMPLEMENTATION OF STANDARDS	\$1,850.00	\$0.00	\$0.00	\$1,850.00
2219	OTHER IMPROVEMENT INSTRUCTION SERVICES	\$600.00	\$0.00	\$0.00	\$600.00
2220	LIBRARY/MEDIA SERVICE	\$110,900.00	\$11,315.11	\$29,395.10	\$81,504.90
2224	EDUCATIONAL TV SERVICES	\$8,000.00	\$0.00	\$0.00	\$8,000.00
2230	INSTRUCTION RELATED TECHNOLOGY	\$151,000.00	\$15,828.57	\$38,295.23	\$112,704.77
2240	ACADEMIC STUDENT ASSESSMENT	\$9,425.00	\$0.00	\$0.00	\$9,425.00
2200	SUPPORT SERVICES STAFF	\$291,225.00	\$30,610.07	\$71,674.13	\$219,550.87
2310	BOARD OF EDUCATION	\$40,200.00	\$1,088.86	\$17,076.77	\$23,123.23
2320	EXECUTIVE ADMINISTRATION	\$215,300.00	\$16,415.79	\$49,745.87	\$165,554.13
2330	DISTRICT LEGAL SERVICES	\$10,000.00	\$95.00	\$5,732.21	\$4,267.79
2300	SUPPORT SERVICES-GEN ADMIN	\$265,500.00	\$17,599.65	\$72,554.85	\$192,945.15
2410	OFFICE OF THE PRINCIPAL	\$284,600.00	\$11,399.88	\$34,641.21	\$249,958.79
2490	SCHOOL ADMIN - OTHER	\$2,000.00	\$0.00	\$0.00	\$2,000.00
2400	OFFICE OF PRINCIPAL	\$286,600.00	\$11,399.88	\$34,641.21	\$251,958.79
2510	GENERAL ADMIN-BUSINESS SERVICE	\$12,000.00	\$765.00	\$765.00	\$11,235.00
2590	GENERAL ADMIN - BUSINESS SERVICE	\$241,900.00	\$21,226.64	\$65,328.14	\$176,571.86
2500	SUPPORT SERVICES-BUSINESS	\$253,900.00	\$21,991.64	\$66,093.14	\$187,806.86
2610	OPERATION OF PLANT	\$464,200.00	\$31,126.34	\$153,485.72	\$310,714.28
2620	MAINTENANCE OF PLANT	\$161,800.00	\$21,005.23	\$29,190.62	\$132,609.38
2640	CARE & UPKEEP OF EQUIPMENT	\$300.00	\$0.00	\$0.00	\$300.00
2650	GENERAL PURPOSE VEHICLES	\$2,000.00	\$0.00	\$1,827.00	\$173.00
2660	SECURITY	\$11,500.00	\$0.00	\$0.00	\$11,500.00
2670	SCHOOL SAFETY	\$8,900.00	\$940.25	\$3,120.25	\$5,779.75
2600	SUPPORT SERVICES-BLDGS & SITES	\$648,700.00	\$53,071.82	\$187,623.59	\$461,076.41
2710	Pupil Transportation - Regular ED	\$383,700.00	\$18,814.89	\$72,522.60	\$311,177.40
2712	SCHOOL AGE SPEC ED TRANSPORT	\$85,175.00	\$1,324.10	\$3,425.17	\$81,749.83
2730	VEHICLE SERVICING & MAINTENANCE	\$18,000.00	\$277.60	\$11,559.12	\$6,440.88
2750	REGULAR PUPIL TRANSPORTATION	\$0.00	\$0.00	\$0.00	\$0.00
2700	SUPPORT SERVICES-PUPIL TRANS	\$486,875.00	\$20,416.59	\$87,506.89	\$399,368.11
4600	SITE IMPROVEMENTS	\$0.00	\$720.90	\$720.90	(\$720.90)
4600	SITE IMPROVEMENTS	\$0.00	\$720.90	\$720.90	(\$720.90)
4700	BUILDING IMPROVEMENTS	\$115,000.00	\$7,035.28	\$16,216.28	\$98,783.72
4700	BUILDING IMPROVEMENTS	\$115,000.00	\$7,035.28	\$16,216.28	\$98,783.72
6200	TITLE I	\$121,750.00	\$12,839.01	\$36,730.54	\$85,019.46
6200	TITLE I	\$121,750.00	\$12,839.01	\$36,730.54	\$85,019.46
6406	IDEA 3-5 SPED	\$3,500.00	\$0.00	\$0.00	\$3,500.00
6408	IDEA PART B 0-21	\$78,000.00	\$0.00	\$0.00	\$78,000.00
6422	IDEA ARP PART B - 619	\$1,500.00	\$0.00	\$0.00	\$1,500.00

6400	6400	\$83,000.00	\$0.00	\$0.00	\$83,000.00
6990	OTHER FEDERAL CATEGORICAL PROGRAMS	\$100.00	\$0.00	\$0.00	\$100.00
6992	REAP - FEDERAL SERVICES	\$40,000.00	\$0.00	\$3,000.00	\$37,000.00
6997	COVID - ESSER II	\$98,700.00	\$0.00	\$0.00	\$98,700.00
6998	ESSERS III	\$59,800.00	\$4,338.83	\$7,763.20	\$52,036.80
6900	6900	\$198,600.00	\$4,338.83	\$10,763.20	\$187,836.80
8000	TRANSFERS	\$50,000.00	\$0.00	\$0.00	\$50,000.00
8000	TRANSFERS	\$50,000.00	\$0.00	\$0.00	\$50,000.00
01	GENERAL FUND	\$7,391,215.00	\$597,706.50	\$1,806,377.31	\$5,584,837.69

**Revenue Summary Report**  
 Processing Month:  
 NOVEMBER 2022 GENERAL FUND

**Fund 01      GENERAL FUND**

<u>Account Number</u>	<u>Description</u>	<u>During Month</u>	<u>To Date</u>
01 1100	LEVIED TAXES	22,200.97	1,180,364.38
01 1115	CARLINE TAX	0.00	359.50
01 1120	PUBLIC POWER DIST. TAX	0.00	2,165.34
01 1125	MOTOR VEHICLES TAX	16,774.45	52,334.98
01 1140	INTEREST	724.61	2,144.35
01 1370	PRESCHOOL TUITION	0.00	1,512.50
01 1510	INTEREST ON INVESTMENT	771.50	2,276.14
01 1990	OTHER LOCAL RECEIPTS	292.50	877.50
Subtotal:	LOCAL RECIEPTS	40,764.03	1,242,034.69
01 2110	FINES & LICENSE FEES	1,587.44	3,838.84
01 2210	ESU RECEIPTS	345.00	7,294.70
Subtotal:	COUNTY AND ESU RECEIPTS	1,932.44	11,133.54
01 3110	STATE AID	53,267.00	159,977.00
01 3180	PRO-RATA MOTOR VEHICLE	0.00	1,425.51
01 3535	HIGH ABILITY LEARNERS	2,616.00	2,616.00
Subtotal:	STATE RECEIPTS	55,883.00	164,018.51
01 4505	TITLE I	13,325.00	13,325.00
01 4708	MEDICAID	0.00	1,738.37
Subtotal:	FEDERAL RECEIPTS	13,325.00	15,063.37
01 5300	INSURANCE ADJUSTMENTS	2,459.00	65,834.26
01 5690	OTHER NON-REVENUE RECEIPTS	1,250.00	2,097.00
Subtotal:	NON-REVENUE RECEIPTS	3,709.00	67,931.26
	Fund Total:	115,613.47	1,500,181.37



**SHELBY-RISING CITY PUBLIC SCHOOL  
FINANCIAL REPORT  
BUILDING FUND**

**Balance 11/01/22            \$    174,488.02**

**RECEIPTS:**

Polk Co	\$	194.25
Butler Co	\$	157.55
Interest	\$	71.81

**Total Receipts:            \$        423.61**

**DISBURSEMENTS:**

**Total Disbursements:    \$            -**

**Balance: 11/30/22        \$    174,911.63**

**SHELBY-RISING CITY PUBLIC SCHOOL  
FINANCIAL REPORT  
GENERAL FUND - BOND**

**Balance 11/01/22                      \$ 973,483.39**

**RECEIPTS:**

Polk Co. Treas.	\$	2,189.27
Butler Co. Treas.	\$	1,866.47
Interest	\$	401.19

**Total Receipts:                      \$ 4,456.93**

**DISBURSEMENTS:**

**Total Disbursements:              \$ -**

**Balance: 11/30/22                      \$ 977,940.32**

---

**SHELBY-RISING CITY PUBLIC SCHOOL  
FINANCIAL REPORT  
EMPLOYEE BENEFIT ACCOUNT**

**Beginning Balance 11/01/22:       \$     17,927.70**

**Receipts:**

General Fund                               \$     3,994.50

**Total Received:   \$       3,994.50**

**Expended Out:**

Monthly Claims                           \$     1,277.58

Monthly Claims                           \$     2,041.74

Monthly Claims                           \$       588.23

Monthly Claims                           \$       143.51

**Total Expended Out:   \$       4,051.06**

**Ending Balance 11/30/22:       \$     17,871.14**

---

**SHELBY - RISING CITY PUBLIC SCHOOL**  
**FINANCIAL REPORT**  
**GENERAL FUND**

**Balance:                    11/1/22   \$ 2,031,599.13**

**RECEIPTS:**

State of NE - Title 1	\$	13,325.00
Polk Co. Treas. -Motor	\$	10,183.04
Polk Co. Tras. - Levied	\$	12,048.93
Polk Co. Treas. - Interest	\$	312.81
Polk Co. Treas. - Fines & Lisc.	\$	460.40
Savings -Interest	\$	3.22
Butler Co. Treas. -Motor	\$	6,591.41
Butler Co. Treas. - Levied	\$	10,152.04
Butler Co. Treas. - Interest	\$	411.80
Butler Co. Treas. - Fines & Lisc.	\$	1,127.04
Village of Shelby -Library Expenses	\$	292.50
EMC -Return Premium	\$	2,459.00
State of NE - High Ability	\$	2,616.00
Petty Cash - Interest	\$	4.94
ESU 7 - Field Trip	\$	345.00
Travis - Reimb. For Duplex deposit	\$	1,250.00
State of NE - State Aid	\$	53,267.00
Bank - Interest	\$	763.34
SRC Lunch Fund	\$	7,068.27

**Total Receipts:                    \$ 122,681.74**

**DISBURSEMENTS:**

Pay Roll	\$	478,395.26
Invoices	\$	126,379.51

**Total Disbursements:            \$ 604,774.77**

**Balance:                    11/30/22   \$ 1,549,506.10**

Savings Account \$ 9,035.76

Total General Fund Assets 11/30/22 \$ 1,558,541.86

# SUMMARY SHEET

November 30, 2022

<b>Account Name:</b>	<b>Amount</b>	<b>Amount to CD</b>
General Fund	\$ 1,549,506.10	
General Fund Savings Account	\$ 9,035.76	
Lunch Fund	\$ 83,726.74	
Petty Cash	\$ 11,847.53	
Building	\$ 174,911.63	
Depreciaton	\$ 437,875.33	\$ 172,000.00
Employment Benefit	\$ 17,871.14	
Bond	\$ 977,940.32	
Activity Fund	\$ 121,455.65	
<b><u>Total of Accounts</u></b>	<b><u>\$ 3,384,170.20</u></b>	<b><u>\$ 172,000.00</u></b>
<b><u>Total of Above Accounts</u></b>		<b><u>\$ 3,556,170.20</u></b>

**SHELBY - RISING CITY PUBLIC SCHOOLS  
FINANCIAL REPORT  
NUTRITION FUND**

**Beginning Balance 11/01/22**

**\$ 90,093.57**

**RECEIPTS:**

	<b>AMOUNT</b>
Family Receipts	\$ 5,293.40
Lunch Payments Online	\$ 1,440.00
Interest	\$ 32.02
Seconds	\$ 25.00
Kindergarten Milk	\$ 30.00
State of NE - grant	\$ 540.77
State of NE	<u>\$ 13,882.59</u>
 <b><u>Total Receipts</u></b>	 <b><u>\$ 21,243.78</u></b>

**DISBURSEMENTS:**

<b>Name:</b>	<b>Ck No.</b>	<b>AMOUNT</b>
US Foods	3128	\$ 7,281.92
Cash-Wa Distributing	3129	\$ 9,431.46
Bimbo Bakeries USA	3130	\$ 687.00
Hiland Dairy	3131	\$ 2,725.96
Bernard Food Industries, Inc	3132	\$ 265.60
Cubby's	3133	\$ 13.69
Cheri Adams	3134	\$ 13.00
HyVee	3135	\$ 88.76
SRC General Fund	3136	\$ 7,068.27
Magic Wrighter	6007	\$ 34.95
 <b><u>Total Expenditures</u></b>		 <b><u>\$ 27,610.61</u></b>

**Ending Balance 11/30/22**

**\$ 83,726.74**



**SHELBY-RISING CITY PUBLIC SCHOOL**  
**FINANCIAL REPORT**  
**ACTIVITY FUND**

Balance: 11/1/22 \$ 173,885.14

**RECEIPTS:**

Total Receipts \$ 11,956.41

**Total Receipts:** \$ 11,956.41

**DISBURSEMENTS:**

Total Disbursements \$ 26,385.90

**Total Disbursements:** \$ 26,385.90

**Balance:** 11/30/22 \$ 159,455.65

---

Balance of Account:	\$ 159,455.65
Certificate of Deposit at Pinnacle Bank	\$ 38,000.00
Total in Activity Fund Checking	\$ 121,455.65

---

<u>Account Number</u>	<u>Description</u>	<u>Previous Balance</u>	<u>Current Month</u>	<u>Ending Balance</u>
<b>Fund: 05</b>	<b>ACTIVITIES FUND</b>			
<u>Current Assets</u>				
05 101	CASH/ACTIVITY FUND	174,014.51	(14,429.49)	159,585.02
	Current Assets Subtotal:	174,014.51	(14,429.49)	159,585.02
<b>Total Assets and Deferred Outflows of Resources:</b>		174,014.51	(14,429.49)	159,585.02
<u>Fund Balance</u>				
05 704 0414	FUND BALANCE/ART CLASS	22.92	0.00	22.92
05 704 0434	FUND BALANCE/CD	299.00	0.00	299.00
05 704 4010	FUND BALANCE - ATHLETICS	15,082.60	(23,559.86)	(8,477.26)
05 704 4019	FUND BALANCE - BOYS GOLF	635.00	0.00	635.00
05 704 4020	FUND BALANCE - CONCESSION	3,406.20	(1,064.95)	2,341.25
05 704 4030	FUND BALANCE - NHS	1,091.79	0.00	1,091.79
05 704 4040	FUND BALANCE - SRC CLUB	5,373.93	0.00	5,373.93
05 704 4050	FUND BALANCE - CLASS OF 2023	2,738.65	0.00	2,738.65
05 704 4060	FUND BALANCE - CLASS OF 2025	1,357.89	0.00	1,357.89
05 704 4070	FUND BALANCE - JUST FOR KIDS	1,315.95	0.00	1,315.95
05 704 4080	FUND BALANCE - CLASS OF 2024	3,110.59	0.00	3,110.59
05 704 4090	FUND BALANCE - CLASS OF 2022	492.00	0.00	492.00
05 704 4100	FUND BALANCE - YEARBOOK	1,620.26	0.00	1,620.26
05 704 4110	FUND BALANCE - MUSIC	10.69	0.00	10.69
05 704 4120	FUND BALANCE - STUDENT COUNCIL	4,292.29	0.00	4,292.29
05 704 4130	FUND BALANCE - DANCE TEAM	412.57	(29.52)	383.05
05 704 4140	FUND BALANCE -MEMORIALS	5,830.28	0.00	5,830.28
05 704 4150	FUND BALANCE - DRUG & ALCHOL PREVENTION	2,496.52	0.00	2,496.52
05 704 4160	FUND BALANCE - SHOP	15,967.11	(41.86)	15,925.25
05 704 4170	FUND BALANCE - INTEREST	802.85	71.41	874.26
05 704 4180	FUND BALANCE - BOOK IT	1,612.36	(32.84)	1,579.52
05 704 4190	FUND BALANCE/SPEECH AND DRAMA	3,359.51	(758.77)	2,600.74
05 704 4200	FUND BALANCE - LAP TOP LEASE FEE	25,380.13	0.00	25,380.13
05 704 4210	FUND BALANCE - WELLNESS CENTER	12,751.04	(68.56)	12,682.48
05 704 4220	FUND BALANCE - FBLA	9,547.72	0.00	9,547.72
05 704 4230	FUND BALANCE - STAFF DEVELOPMENT	1,452.63	(17.36)	1,435.27
05 704 4240	FUND BALANCE - QUIZ BOWL	520.00	0.00	520.00
05 704 4250	FUND BALANCE - ALUMNI	1,141.01	0.00	1,141.01
05 704 4260	FUND BALANCE - VIDEO BOARD	8,228.37	0.00	8,228.37
05 704 4270	FUND BALANCE - FFA	21,970.13	11,482.66	33,452.79
05 704 4280	FUND BALANCE - CIRCLE OF FRIENDS	3,734.06	0.00	3,734.06
05 704 4290	FUND BALANCE - STUDENT FEES	3,735.00	0.00	3,735.00
05 704 4300	FUND BALANCE - FACILITY RENTAL	2,490.00	0.00	2,490.00
05 704 4310	FUND BALANCE - SUPERINTENDENT	4,661.40	0.00	4,661.40
05 704 4320	FUND BALANCE - UNIFIED BOWLING	1,284.91	(149.95)	1,134.96
05 704 4330	FUND BALANCE - 6-12 SPRING PLAY	1,872.88	0.00	1,872.88
05 704 4331	FUND BALANCE - STUDENT OF THE MONTH	1,583.31	(17.79)	1,565.52

<u>Account Number</u>	<u>Description</u>	<u>Previous Balance</u>	<u>Current Month</u>	<u>Ending Balance</u>
05 704 4333	FUND BALANCE - YADA	2,330.96	(242.10)	2,088.86
	Fund Balance Subtotal:	<u>174,014.51</u>	<u>(14,429.49)</u>	<u>159,585.02</u>
	<span style="border: 1px solid black; padding: 2px;">Total Liabilities, Deferred Inflows of Resources, and Fund Equity:</span>	<u>174,014.51</u>	<u>(14,429.49)</u>	<u>159,585.02</u>

- 38,000  
121,585.02

Invoice Listing - Detail

Batch Description: NOVEMBER 2022, ACTIVITY FUND INVOICES		Processing Month: 11/2022	Credit Card Vendor ID:	End of Fiscal Year Expense Invoices:	
<b>Vendor ID: 4N6FANATIC</b>	<b>4N6 FANATICS</b>	<b>PO Number:</b>	<b>Invoice Number: 2247-7R-2022</b>	<b>Amount:</b>	<b>200.00</b>
Description:		Invoice Date: 09/01/2022	Due Date: 10/23/2022	Status: PP	1099 Amount: 0.00
Sequence: 1	Check Type: Check	Checking Account ID: 5	Check Number: 13020	Check Date: 11/11/2022	
<u>Chart of Account Number</u>	<u>Detail Description</u>	<u>Cost Center ID</u>	<u>Detail Amount</u>	<u>1099 Detail Amount</u>	<u>Asset/Asset Tag</u>
05 3200 890 000 4190 0 000	ONE YEAR ACCESS FOR SRC DRAMA TEAM		200.00		N
					<u>In Full</u>
<b>Vendor ID: AWARDS</b>	<b>AWARDS UNLIMITED, INC.</b>	<b>PO Number:</b>	<b>Invoice Number: 58574, 58572</b>	<b>Amount:</b>	<b>652.11</b>
Description:		Invoice Date: 08/15/2022	Due Date: 09/14/2022	Status: PP	1099 Amount: 0.00
Sequence: 1	Check Type: Check	Checking Account ID: 5	Check Number: 13014	Check Date: 11/03/2022	
<u>Chart of Account Number</u>	<u>Detail Description</u>	<u>Cost Center ID</u>	<u>Detail Amount</u>	<u>1099 Detail Amount</u>	<u>Asset/Asset Tag</u>
05 3200 610 000 4010 0 000	UNIFIED BOWLING MEDALS, BBALL PLAQUE		652.11		N
					<u>In Full</u>
<b>Vendor ID: CAPITAL</b>	<b>CAPITAL ONE</b>	<b>PO Number:</b>	<b>Invoice Number: 111122</b>	<b>Amount:</b>	<b>839.01</b>
Description:		Invoice Date: 10/31/2022	Due Date: 11/23/2022	Status: PP	1099 Amount: 0.00
Sequence: 1	Check Type: Check	Checking Account ID: 5	Check Number: 13024	Check Date: 11/11/2022	
<u>Chart of Account Number</u>	<u>Detail Description</u>	<u>Cost Center ID</u>	<u>Detail Amount</u>	<u>1099 Detail Amount</u>	<u>Asset/Asset Tag</u>
05 3200 610 000 4180 0 000	END OF MONTH CELEBRATION		32.84		N
05 3200 610 000 4190 0 000	ONE ACT SUPPLIES		135.77		N
05 3200 610 000 4020 0 000	CANDY, FOAM CUPS, BUNS, HOT DOGS		670.40		N
					<u>In Full</u>
<b>Vendor ID: CLASSICSP</b>	<b>CLASSIC SPORTSWEAR</b>	<b>PO Number:</b>	<b>Invoice Number: 63472</b>	<b>Amount:</b>	<b>49.67</b>
Description:		Invoice Date: 10/25/2022	Due Date: 11/25/2022	Status: PP	1099 Amount: 0.00
Sequence: 1	Check Type: Check	Checking Account ID: 5	Check Number: 13015	Check Date: 11/03/2022	
<u>Chart of Account Number</u>	<u>Detail Description</u>	<u>Cost Center ID</u>	<u>Detail Amount</u>	<u>1099 Detail Amount</u>	<u>Asset/Asset Tag</u>
05 3200 610 000 4010 0 000	DIGITAL VINYL BANNER		49.67		N
					<u>In Full</u>
<b>Vendor ID: CLASSIC</b>	<b>CLASSIC SPORTSWEAR &amp; AWARDS</b>	<b>PO Number:</b>	<b>Invoice Number: 63477</b>	<b>Amount:</b>	<b>576.03</b>
Description:		Invoice Date: 11/01/2022	Due Date: 12/01/2022	Status: PP	1099 Amount: 0.00
Sequence: 1	Check Type: Check	Checking Account ID: 5	Check Number: 13023	Check Date: 11/11/2022	
<u>Chart of Account Number</u>	<u>Detail Description</u>	<u>Cost Center ID</u>	<u>Detail Amount</u>	<u>1099 Detail Amount</u>	<u>Asset/Asset Tag</u>
05 3200 610 000 4010 0 000	SPEECH PATCHES		576.03		N
					<u>In Full</u>
<b>Vendor ID: CUBBYS</b>	<b>CUBBY'S</b>	<b>PO Number:</b>	<b>Invoice Number: 111122</b>	<b>Amount:</b>	<b>620.13</b>
Description:		Invoice Date: 10/31/2022	Due Date: 11/25/2022	Status: PP	1099 Amount: 0.00
Sequence: 1	Check Type: Check	Checking Account ID: 5	Check Number: 13027	Check Date: 11/11/2022	
<u>Chart of Account Number</u>	<u>Detail Description</u>	<u>Cost Center ID</u>	<u>Detail Amount</u>	<u>1099 Detail Amount</u>	<u>Asset/Asset Tag</u>
05 3200 610 000 4011 0 000	CHAIN GANG FOOTBALL		200.00		N
05 3200 610 000 4270 0 000	BURGER BASH SUPPLIES		402.34		N
05 3200 610 000 4331 0 000	STUDENT OF THE MONTH PRICES		17.79		N
					<u>In Full</u>
<b>Vendor ID: DANCECAMP</b>	<b>DANCE CAMP FUND</b>	<b>PO Number:</b>	<b>Invoice Number: 110322</b>	<b>Amount:</b>	<b>29.52</b>
Description:		Invoice Date: 11/01/2022	Due Date: 11/02/2022	Status: PP	1099 Amount: 0.00

Invoice Listing - Detail

Sequence	Check Type	Checking Account ID	Check Number	Check Date	Amount
Sequence: 1	Check Type: Check	Checking Account ID: 5	Check Number: 13012	Check Date: 11/03/2022	Amount: 100.00
<u>Chart of Account Number</u>	<u>Detail Description</u>	<u>Cost Center ID</u>	<u>Detail Amount</u>	<u>1099 Detail Amount</u>	<u>Asset/Asset Tag</u>
05 3200 610 000 4130 0 000	SHOES FOR ZOEY WALKER		29.52		N
<b>Vendor ID: DORCHESTER DORCHESTER HIGH SCHOOL</b>					
Description:					
Sequence: 1	Check Type: Check	Checking Account ID: 5	Check Number: 13021	Check Date: 11/11/2022	Amount: 100.00
<u>Chart of Account Number</u>	<u>Detail Description</u>	<u>Cost Center ID</u>	<u>Detail Amount</u>	<u>1099 Detail Amount</u>	<u>Asset/Asset Tag</u>
05 3200 890 000 4017 0 000	JR HIGH WRESTLING		100.00		N
<b>Vendor ID: FAIRBURYPS FAIRBURY PUBLIC SCHOOLS</b>					
Description:					
Sequence: 1	Check Type: Check	Checking Account ID: 5	Check Number: 13017	Check Date: 11/11/2022	Amount: 125.00
<u>Chart of Account Number</u>	<u>Detail Description</u>	<u>Cost Center ID</u>	<u>Detail Amount</u>	<u>1099 Detail Amount</u>	<u>Asset/Asset Tag</u>
05 3200 890 000 4190 0 000	FAIRBURY ONE ACT CONTEST		125.00		N
<b>Vendor ID: FILLMORE FILLMORE CENTRAL HIGH SCHOOL</b>					
Description:					
Sequence: 1	Check Type: Check	Checking Account ID: 5	Check Number: 13031	Check Date: 11/14/2022	Amount: 110.00
<u>Chart of Account Number</u>	<u>Detail Description</u>	<u>Cost Center ID</u>	<u>Detail Amount</u>	<u>1099 Detail Amount</u>	<u>Asset/Asset Tag</u>
05 3200 890 000 4017 0 000	JR, HIGH WRESTLING ENTRY FEE		110.00		N
<b>Vendor ID: GIPUBLIC GRAND ISLAND PUBLIC SCHOOLS</b>					
Description:					
Sequence: 1	Check Type: Check	Checking Account ID: 5	Check Number: 13030	Check Date: 11/14/2022	Amount: 120.00
<u>Chart of Account Number</u>	<u>Detail Description</u>	<u>Cost Center ID</u>	<u>Detail Amount</u>	<u>1099 Detail Amount</u>	<u>Asset/Asset Tag</u>
05 3200 890 000 4320 0 000	UNIFIED BOWLING ENTRY FEE		120.00		N
<b>Vendor ID: HADLEY HADLEY-BRAITHWAIT</b>					
Description:					
Sequence: 1	Check Type: Check	Checking Account ID: 5	Check Number: 13025	Check Date: 11/11/2022	Amount: 394.55
<u>Chart of Account Number</u>	<u>Detail Description</u>	<u>Cost Center ID</u>	<u>Detail Amount</u>	<u>1099 Detail Amount</u>	<u>Asset/Asset Tag</u>
05 3200 610 000 4020 0 000	CANDY AND POPCORN		394.55		N
<b>Vendor ID: HEIER HEIER, TOD</b>					
Description:					
Sequence: 1	Check Type: Check	Checking Account ID: 5	Check Number: 13040	Check Date: 11/28/2022	Amount: 90.00
<u>Chart of Account Number</u>	<u>Detail Description</u>	<u>Cost Center ID</u>	<u>Detail Amount</u>	<u>1099 Detail Amount</u>	<u>Asset/Asset Tag</u>
05 3200 150 000 4015 0 000	VARSITY BOYS/GIRLS BBALL OFFICIALS		90.00		N
<b>Vendor ID: HUMPHREY HUMPHREY ST. FRANCIS</b>					
Description:					
Sequence: 1	Check Type: Check	Checking Account ID: 5	Check Number: 13018	Check Date: 11/11/2022	Amount: 75.00
<u>Chart of Account Number</u>	<u>Detail Description</u>	<u>Cost Center ID</u>	<u>Detail Amount</u>	<u>1099 Detail Amount</u>	<u>Asset/Asset Tag</u>
05 3200 890 000 4190 0 000	HSF ONE ACT FESTIVAL		75.00		N

Invoice Listing - Detail

<b>Vendor ID: LAKEVI</b>	<b>LAKEVIEW HIGH SCHOOL</b>	<b>PO Number:</b>	<b>Invoice Number: 111822</b>	<b>Amount:</b>	<b>150.00</b>
Description:		Invoice Date: 11/18/2022	Due Date: 11/22/2022	Status: PP	1099 Amount: 0.00
Sequence: 1	Check Type: Check	Checking Account ID: 5	Check Number: 13037	Check Date: 11/18/2022	
<u>Chart of Account Number</u>	<u>Detail Description</u>	<u>Cost Center ID</u>	<u>Detail Amount</u>	<u>1099 Detail Amount</u>	<u>Asset/Asset Tag</u>
05 3200 890 000 4017 0 000	HIGH SCHOOL WRESTLING ENTRY FEE		150.00		N
<b>Vendor ID: LEITSCHUCK</b>	<b>LEITSCHUCK, DAVE</b>	<b>PO Number:</b>	<b>Invoice Number: 112822</b>	<b>Amount:</b>	<b>90.00</b>
Description:		Invoice Date: 11/25/2022	Due Date: 11/28/2022	Status: PP	1099 Amount: 90.00
Sequence: 1	Check Type: Check	Checking Account ID: 5	Check Number: 13039	Check Date: 11/28/2022	
<u>Chart of Account Number</u>	<u>Detail Description</u>	<u>Cost Center ID</u>	<u>Detail Amount</u>	<u>1099 Detail Amount</u>	<u>Asset/Asset Tag</u>
05 3200 150 000 4016 0 000	VARSITY BOYS/GIRLS BBALL OFFICIALS		90.00	90.00	N
<b>Vendor ID: LOUSSP</b>	<b>LOU'S SPORTING GOODS</b>	<b>PO Number:</b>	<b>Invoice Number: NNC757475-AK0</b>	<b>Amount:</b>	<b>4,715.30</b>
Description:		Invoice Date: 10/25/2022	Due Date: 11/15/2022	Status: PP	1099 Amount: 0.00
Sequence: 1	Check Type: Check	Checking Account ID: 5	Check Number: 13013	Check Date: 11/03/2022	
<u>Chart of Account Number</u>	<u>Detail Description</u>	<u>Cost Center ID</u>	<u>Detail Amount</u>	<u>1099 Detail Amount</u>	<u>Asset/Asset Tag</u>
05 3200 610 000 4010 0 000	VOLLEYBALL JERSEYS, PRACTICE FB PANTS		4,715.30		N
<b>Vendor ID: MECAOMAHA</b>	<b>METROPOLITAN ENTERTAINMENT AND CONVENTION AUTHORITY</b>	<b>PO Number:</b>	<b>Invoice Number: 111822</b>	<b>Amount:</b>	<b>6,336.50</b>
Description:		Invoice Date: 11/18/2022	Due Date: 11/18/2022	Status: PP	1099 Amount: 0.00
Sequence: 1	Check Type: Check	Checking Account ID: 5	Check Number: 13035	Check Date: 11/18/2022	
<u>Chart of Account Number</u>	<u>Detail Description</u>	<u>Cost Center ID</u>	<u>Detail Amount</u>	<u>1099 Detail Amount</u>	<u>Asset/Asset Tag</u>
05 3200 890 000 4017 0 000	STATE WRESTLING GROUP TICKETS		6,336.50		N
<b>Vendor ID: NCA</b>	<b>NCA</b>	<b>PO Number:</b>	<b>Invoice Number: 110322</b>	<b>Amount:</b>	<b>250.00</b>
Description:		Invoice Date: 11/01/2022	Due Date: 11/03/2022	Status: PP	1099 Amount: 0.00
Sequence: 1	Check Type: Check	Checking Account ID: 5	Check Number: 13009	Check Date: 11/03/2022	
<u>Chart of Account Number</u>	<u>Detail Description</u>	<u>Cost Center ID</u>	<u>Detail Amount</u>	<u>1099 Detail Amount</u>	<u>Asset/Asset Tag</u>
05 3200 890 000 4010 0 000	COACHES CLINIC VARSITY FOOTBALL		250.00		N
<b>Vendor ID: NESPORTS</b>	<b>NEBRASKA SPORTS</b>	<b>PO Number:</b>	<b>Invoice Number: NNC756308-AX01</b>	<b>Amount:</b>	<b>714.75</b>
Description:		Invoice Date: 10/09/2022	Due Date: 11/30/2022	Status: PP	1099 Amount: 0.00
Sequence: 1	Check Type: Check	Checking Account ID: 5	Check Number: 13022	Check Date: 11/11/2022	
<u>Chart of Account Number</u>	<u>Detail Description</u>	<u>Cost Center ID</u>	<u>Detail Amount</u>	<u>1099 Detail Amount</u>	<u>Asset/Asset Tag</u>
05 3200 610 000 4010 0 000	WRESTLING SINGLET WHITE		714.75		N
<b>Vendor ID: NEWMAN</b>	<b>NEWMAN GROVE HIGH SCHOOL</b>	<b>PO Number:</b>	<b>Invoice Number: 111522</b>	<b>Amount:</b>	<b>60.00</b>
Description:		Invoice Date: 11/08/2022	Due Date: 11/15/2022	Status: PP	1099 Amount: 0.00
Sequence: 1	Check Type: Check	Checking Account ID: 5	Check Number: 13034	Check Date: 11/15/2022	
<u>Chart of Account Number</u>	<u>Detail Description</u>	<u>Cost Center ID</u>	<u>Detail Amount</u>	<u>1099 Detail Amount</u>	<u>Asset/Asset Tag</u>
05 3200 890 000 4017 0 000	JR HIGH WRESTLING ENTRY FEE		60.00		N
<b>Vendor ID: NIMCO</b>	<b>NIMCO, INC</b>	<b>PO Number:</b>	<b>Invoice Number: 518409</b>	<b>Amount:</b>	<b>145.20</b>
Description:		Invoice Date: 10/24/2022	Due Date: 11/24/2022	Status: PP	1099 Amount: 0.00

Invoice Listing - Detail

Sequence	Check Type	Checking Account ID	Check Number	Check Date	Amount	In Full
05 3200 610 000 4333 0 000	Check	5	13028	11/14/2022	145.20	
<u>Chart of Account Number</u> <u>Detail Description</u>		<u>Cost Center ID</u>	<u>Detail Amount</u>	<u>1099 Detail Amount</u>	<u>Asset/Asset Tag</u>	
05 3200 610 000 4333 0 000      T-SHIRTS			145.20		N	
<b>Vendor ID: NIMCO</b>	<b>NIMCO, INC</b>	<b>PO Number:</b>	<b>Invoice Number: 518431</b>	<b>Amount:</b>	<b>48.40</b>	
Description:		Invoice Date: 11/16/2022	Due Date: 11/23/2022	Status: PP	1099 Amount: 0.00	
Sequence: 1	Check Type: Check	Checking Account ID: 5	Check Number: 13036	Check Date: 11/18/2022		
<u>Chart of Account Number</u> <u>Detail Description</u>		<u>Cost Center ID</u>	<u>Detail Amount</u>	<u>1099 Detail Amount</u>	<u>Asset/Asset Tag</u>	<u>In Full</u>
05 3200 610 000 4333 0 000      YADA T-SHIRTS			48.40		N	
05 3200 890 000 4190 0 000	Check	5	13016	11/11/2022	120.00	
<u>Chart of Account Number</u> <u>Detail Description</u>		<u>Cost Center ID</u>	<u>Detail Amount</u>	<u>1099 Detail Amount</u>	<u>Asset/Asset Tag</u>	<u>In Full</u>
05 3200 890 000 4190 0 000      DRAGON DRAMA FESTIVAL			120.00		N	
<b>Vendor ID: PENDERPUBL</b>	<b>PENDER PUBLIC SCHOOLS</b>	<b>PO Number:</b>	<b>Invoice Number: 111122</b>	<b>Amount:</b>	<b>120.00</b>	
Description:		Invoice Date: 11/10/2022	Due Date: 11/19/2022	Status: PP	1099 Amount: 0.00	
Sequence: 1	Check Type: Check	Checking Account ID: 5	Check Number: 13016	Check Date: 11/11/2022		
<u>Chart of Account Number</u> <u>Detail Description</u>		<u>Cost Center ID</u>	<u>Detail Amount</u>	<u>1099 Detail Amount</u>	<u>Asset/Asset Tag</u>	<u>In Full</u>
05 3200 890 000 4190 0 000      DRAGON DRAMA FESTIVAL			120.00		N	
05 3200 610 000 4210 0 000	Check	5	13026	11/11/2022	68.56	
05 3200 610 000 4010 0 000	Check	5	13026	11/11/2022	90.50	
05 3200 610 000 4230 0 000	Check	5	13026	11/11/2022	17.36	
<u>Chart of Account Number</u> <u>Detail Description</u>		<u>Cost Center ID</u>	<u>Detail Amount</u>	<u>1099 Detail Amount</u>	<u>Asset/Asset Tag</u>	<u>In Full</u>
05 3200 610 000 4210 0 000      GOOGLE TV			68.56		N	
05 3200 610 000 4010 0 000      FLOWERS SENIOR NIGHT			90.50		N	
05 3200 610 000 4230 0 000      ROLLS STAFF MONTHLY MEETING			17.36		N	
<b>Vendor ID: PINNACLEOM</b>	<b>PINNACLE BANK</b>	<b>PO Number:</b>	<b>Invoice Number: 111122</b>	<b>Amount:</b>	<b>176.42</b>	
Description:		Invoice Date: 10/31/2022	Due Date: 11/17/2022	Status: PP	1099 Amount: 0.00	
Sequence: 1	Check Type: Check	Checking Account ID: 5	Check Number: 13026	Check Date: 11/11/2022		
<u>Chart of Account Number</u> <u>Detail Description</u>		<u>Cost Center ID</u>	<u>Detail Amount</u>	<u>1099 Detail Amount</u>	<u>Asset/Asset Tag</u>	<u>In Full</u>
05 3200 610 000 4210 0 000      GOOGLE TV			68.56		N	
05 3200 610 000 4010 0 000      FLOWERS SENIOR NIGHT			90.50		N	
05 3200 610 000 4230 0 000      ROLLS STAFF MONTHLY MEETING			17.36		N	
05 3200 610 000 4190 0 000	Check	5	13029	11/14/2022	23.00	
<u>Chart of Account Number</u> <u>Detail Description</u>		<u>Cost Center ID</u>	<u>Detail Amount</u>	<u>1099 Detail Amount</u>	<u>Asset/Asset Tag</u>	<u>In Full</u>
05 3200 610 000 4190 0 000      SCRIPTS			23.00		N	
<b>Vendor ID: PIODRA</b>	<b>PIONEER DRAMA SERVICE</b>	<b>PO Number:</b>	<b>Invoice Number: 626684</b>	<b>Amount:</b>	<b>23.00</b>	
Description:		Invoice Date: 11/01/2022	Due Date: 11/16/2022	Status: PP	1099 Amount: 0.00	
Sequence: 1	Check Type: Check	Checking Account ID: 5	Check Number: 13029	Check Date: 11/14/2022		
<u>Chart of Account Number</u> <u>Detail Description</u>		<u>Cost Center ID</u>	<u>Detail Amount</u>	<u>1099 Detail Amount</u>	<u>Asset/Asset Tag</u>	<u>In Full</u>
05 3200 610 000 4190 0 000      SCRIPTS			23.00		N	
05 3200 610 000 4160 0 000	Check	5	13033	11/15/2022	41.86	
<u>Chart of Account Number</u> <u>Detail Description</u>		<u>Cost Center ID</u>	<u>Detail Amount</u>	<u>1099 Detail Amount</u>	<u>Asset/Asset Tag</u>	<u>In Full</u>
05 3200 610 000 4160 0 000      SUPPLIES FOR SHOP			41.86		N	
<b>Vendor ID: SHELBYLUM</b>	<b>SHELBY LUMBER CO.</b>	<b>PO Number:</b>	<b>Invoice Number: 130492</b>	<b>Amount:</b>	<b>41.86</b>	
Description:		Invoice Date: 10/24/2022	Due Date: 11/24/2022	Status: PP	1099 Amount: 0.00	
Sequence: 1	Check Type: Check	Checking Account ID: 5	Check Number: 13033	Check Date: 11/15/2022		
<u>Chart of Account Number</u> <u>Detail Description</u>		<u>Cost Center ID</u>	<u>Detail Amount</u>	<u>1099 Detail Amount</u>	<u>Asset/Asset Tag</u>	<u>In Full</u>
05 3200 610 000 4160 0 000      SUPPLIES FOR SHOP			41.86		N	
05 3200 890 000 4320 0 000	Check	5	13032	11/14/2022	29.95	
<u>Chart of Account Number</u> <u>Detail Description</u>		<u>Cost Center ID</u>	<u>Detail Amount</u>	<u>1099 Detail Amount</u>	<u>Asset/Asset Tag</u>	<u>In Full</u>
05 3200 890 000 4320 0 000      BOWLING PRACTICE			29.95	29.95	N	
<b>Vendor ID: STEWAR</b>	<b>STEWART, STACY</b>	<b>PO Number:</b>	<b>Invoice Number: 111422</b>	<b>Amount:</b>	<b>29.95</b>	
Description:		Invoice Date: 11/08/2022	Due Date: 11/15/2022	Status: PP	1099 Amount: 29.95	
Sequence: 1	Check Type: Check	Checking Account ID: 5	Check Number: 13032	Check Date: 11/14/2022		
<u>Chart of Account Number</u> <u>Detail Description</u>		<u>Cost Center ID</u>	<u>Detail Amount</u>	<u>1099 Detail Amount</u>	<u>Asset/Asset Tag</u>	<u>In Full</u>
05 3200 890 000 4320 0 000      BOWLING PRACTICE			29.95	29.95	N	
05 3200 610 000 4333 0 000	Check	5	13041	11/28/2022	9,210.00	
<u>Chart of Account Number</u> <u>Detail Description</u>		<u>Cost Center ID</u>	<u>Detail Amount</u>	<u>1099 Detail Amount</u>	<u>Asset/Asset Tag</u>	<u>In Full</u>
05 3200 610 000 4333 0 000      T-SHIRTS			145.20		N	
<b>Vendor ID: TROFHOLZTU</b>	<b>TROFHOLZ, TURNER</b>	<b>PO Number:</b>	<b>Invoice Number: 112822</b>	<b>Amount:</b>	<b>9,210.00</b>	
Description:		Invoice Date: 11/22/2022	Due Date: 11/23/2022	Status: PP	1099 Amount: 0.00	
Sequence: 1	Check Type: Check	Checking Account ID: 5	Check Number: 13041	Check Date: 11/28/2022		



## Activity Director Report: Dec. 2022

1. One Act finished 7<sup>th</sup> in districts at Nebraska City. Aurora Slusarski, Aiden Zimmerman, Kreyten Zimmernan, Jenna Potter, Emma Svoboda, Elena Murray, Nevaeh Martinez, and MacKenzie Kuns all received outstanding acting awards.
2. Unified Bowling finished 6<sup>th</sup> in districts after bowling a 621 total in York.
3. NSAA Fall Academic All-State
  - a. Football – Dalton Pokorney & Collin Vrbka
  - b. Softball – Alexa Carter
  - c. One Act – Jamiee Paddock & Aiden Zimmerman
  - d. Unified Bowling – Aubree Siffring & Payton Sliva
  - e. Volleyball – Alex Larmon & Ava Larmon
  - f. Girl Golf – DNQ
4. NSAA Moratorium – Dec. 23-27
5. Basketball Holiday Tournament – Dec. 28, 29
  - a. Girls vs. Fullerton 11 am
  - b. Boys vs. Fullerton 12:45 pm
6. SRC Wrestling Invite – Dec. 30 – 9 am
7. Speech currently at 28 participants
8. Senior Night will be Feb. 10 – Wrestling, Dance, Basketball, Unified Bowling
9. Score vision will be coming in to install new boards on Dec. 22, 23, and 27. There will be a training on the boards on the 27<sup>th</sup>. Roger Smith will be working on work that needs to be done beforehand. The old boards can but up and running as Roger works on what needs to get done.

### **Discipline and Attendance**

Biggest infractions this month would be cell phones, but they are starting to level out as students are understanding that our teachers and staff are becoming more observant and much more consistent of the problem. We saw an early rise when we first had the discussion and now it is starting to get better.

# Elementary Administrator Report

- Rehearsal for the Elementary Winter Concert was today - it's going to be FABULOUS! Please join us Thursday, December 15th @ 7pm in the West Gym.
  - ◆ Melissa Hyde has worked with ALL PK-5th grade students this year AND with 5th grade band!
  
- Winter MAP Testing
  - ◆ Kindergarten
    - Reading **12.91**      Math **11.04**
  - ◆ 1st Grade
    - Reading **7.76**      Math **10.0**
  - ◆ 2nd Grade
    - Reading **6.4**      Math **7.2**
  - ◆ 3rd Grade
    - Reading **5.63**      Math **5.18**      Language **9.67**
  - ◆ 4th Grade
    - Reading **6.54**      Math **5.70**      Language **7.07**
  - ◆ 5th Grade
    - Reading **5.07**      Math **4.41**      Language **6.17**      Science **5.2**
  
- Acadience Testing
  - ◆ All Students have completed testing
  - ◆ Significant improvement was shown over FALL scores
  
- NebraskaREADS Letters
  - ◆ Kindergarten - 9 of 15 have been dismissed!!
  - ◆ 1st Grade - 7 of 11 have been dismissed!!
  - ◆ 2nd Grade - 10 UP to 12 letters (2 students dismissed, one SPED student now needing a plan, one Title student now needing a plan)
  - ◆ 3rd grade - 14 UP to 16 (one student dismissed, one ELL student dismissed, one new student qualified, one student who was ELL and parents removed from services, one student missed cut off by 4 points)
  
- November AR - 87% of students made their BOOK-IT Goal!
  - ◆ Kindergarten - 2 students
  - ◆ 1st Grade - 3 students
  - ◆ 2nd Grade - 1 student
  - ◆ 3rd Grade - 9 students
  - ◆ 4th Grade - 3 students
  - ◆ 5th Grade - 7 students
  - ◆ Total Missed = 25 Students
  
- Principal's Conference
  - ◆ Thank you for allowing me to go to the conference in Lincoln!
  - ◆ Principal Rodeo: Supporting Staff/Climate and Culture, Behaviors in an Elementary Building, and Telling Your Story
  - ◆ Todd Nesloney - Co-Author of Kids Deserve It (Adam Welcome)
    - "To be a powerful leader, you have to learn to be vulnerable. When we talk about things that are hard, we allow others to talk about things that are hard for them as well."
    - You can not allow yourself to be held hostage by the mistakes of your past!
    - Great take-aways!! \*\*staff meeting!

**BOE Meeting**  
**December 14<sup>th</sup>, 2022**

1. From the Desk of Mr. Trofholz
  - a. Tardies: 67 write ups
    - i. 3<sup>rd</sup> and Lunch Periods
  - b. Disrespect: 38
  - c. Disruption: 32
    - i. Attendance
      1. HS attendance
        - a. No one is above ten at this moment and barriers meetings have taken place with 6/8 families.
2. School Enrollment (As of December 12<sup>th</sup>, 2022)
  - a. MS = 88
  - b. HS = 109
3. Student Recognition Rally (Sept.)
  - a. 6<sup>th</sup> – Paxton Cromer
  - b. 7<sup>th</sup> – Madison Augustine
  - c. 8<sup>th</sup> – Brea Schaefer
  - d. 9<sup>th</sup> – Landon Nebuda
  - e. 10<sup>th</sup> – Emma Svoboda
  - f. 11<sup>th</sup> – Ava Larmon
  - g. 12<sup>th</sup> – Cristina Espinoza-Ramirez
4. Staff Members of the Month (Nov.)
  - a. Innovation
    - i. Turner Trofholz
  - b. Integrity
    - i. Ada Noyd
  - c. Accountability
    - i. Jamaica Lomenario
  - d. Service
    - i. Michelle Gray
5. Winter Concerts
  - a. Our 6-12 concert was amazing
6. End of Quarter is on the 21<sup>st</sup>
7. Teacher Workday on the 22<sup>nd</sup>
  - a. Grades are due by the end of the day
  - b. Christmas Staff Party at Reg's
8. I pass on all the THANK YOUS for the upcoming Pour Horse coffee the BOE gifted our staff!
9. ICU
  - a. Students will have all assignments in by Wednesday after school
  - b. They can come in Thursday if needed

**BOE Meeting**  
**December 14<sup>th</sup>, 2022**

10. Evaluations are all completed

- a. Walk throughs to continue through 2<sup>nd</sup> semester





# SUPERINTENDENT REPORT

DECEMBER 14, 2022



## Being happy, but not satisfied

"Satisfaction lies in the effort, not in attainment, full effort is full victory."

Effort is what is what we look for in all of our students and our staff. It isn't always about the publicity, the trophies or the recognition. It is about how much we see each other put into our passions and the growth we make from that effort. I am proud of our student and our staff for the tremendous gains that we have made this semester. There were a lot of questions on how the heck things would look but as you look back, we have had many step up and show what they can do. As we look forward, I am excited to carry this momentum into the new year and how we can continue to improve as a staff, a student body and as a district.

Goals for finishing the 2nd quarter:

1. Resetting our focus as staff and as a student body ✓
2. Positive and kindness throughout (continuous but feel like we had a great semester ✓)

**Shelby-Rising City Public Schools** 

**Innovation, Integrity, Accountability, & Service**



**JUST OVER 400 STUDENTS!!!**

**Average Class Size 15.8**

**Public Weight Room and Community Library**

**Starring our Extracurricular Activities:**  
 Speech, One Act, Band, Choir, Dance Team,  
 Cheerleading, Softball, Wrestling, Golf,  
 Student Council, Volleyball, Basketball,  
 Football, SRC-Club, FBLA, FFA,  
 National Honor Society  
 Unified Bowling, Track, Quiz Bowl



### Words from the Dude

Sharing this with you so you can indeed relay it to the board. Now that we have heat applied in the AG building, and a fan to move the heat, we have finally balanced the upstairs to downstairs ratio as far as the thermometer readings go! Fantastic, no hot spots, just warm air moving. For your information, I am trying to install the second



### EOP update

We will be attending a zoom online on February 15th and 16th to make sure our EOP is up-to-date.




### Updates on hiring process;

- Principal (15 applicants)
- Industrial Tech (1 applicant)

spray head this week (done), It arrived on Friday last week. The humidity is gaining daily, we are at 26% upstairs now and 24% in the shop. Morgan and I can both report we no longer get static shocks from the carpet. I thought the board would like to know how it's working.

The Old Guy



### Legislative Update

- New governor, new items on the horizon



### NDE Update

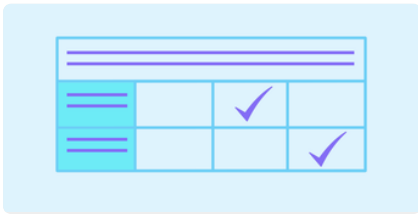
- Nothing new at this time





### SRC Update:

- Proposal for landscape in
- Winter Activities are off and moving
- Congratulations to all of our Fall Activities
- LED lights continuing to be installed over the holiday



### Principal and Teacher Evaluation Update

- Continuing to move forward with our revamping of our evaluation tool. We have our data from our teachers and now are moving to what the goals of our administration is for our evaluation tool.



### CRC Superintendent Meeting (December 19th)

1. Final Report: CRC All Conference VB Selection
  1. All-Conference Medals
2. Final Report: CRC Play Production (HPC & Shickley)
3. CRC Bball Tournament – Begins January 21nd ( McCool Jct & E-M)
  1. Saturday games: Girls at York College; Boys at Auditorium
4. CRC Jr. High Basketball Playoff – Jan. 21nd (Giltner)
5. CRC Jr. High Vocal Clinic – Monday, January 30th (Hampton)



### ESU 7 Superintendent Meeting topics (upcoming Friday)

- Service planning for 2023-2024
- Senator Elects in person



### What is next?

- Bleachers in East Gym (install in the first week of April; tear out will be before then)
- Furniture for remaining HS/MS rooms (will be taking orders at the end of the 1st semester)
- Redoing of Street Joints (May)



### Participation #'s (7th - 12th)

#### Participation %

- Option students (7-12) =  $47/38 = 80.9\%$
- 7th = **74.07%**
- 8th = **69.4%**
- 9th = **84.38%**
- 10th = **64.7%**
- 11th = **66.6%**
- 12th = **88.9%**

**Overall % = 74.675%**



### Upcoming due dates:

- Nonpublic Federal Programs within Boundaries Consultation (5/15)
- Title 1 Nonpublic Consultation Form (5/15)
- ESU/District/System/School Information Report (6/30)
- Days in Session/Instructional Program Hours (6/30)
- NE Education Profile (NEP Information) (6/30)
- Report of Suspensions/Expulsions (6/30)
- Annual Participation Report (6/30)
- Pupil Transportation Report (6/30)




### Maintenance

- Salt Spreader?
- Tiles
- Bus Repairs



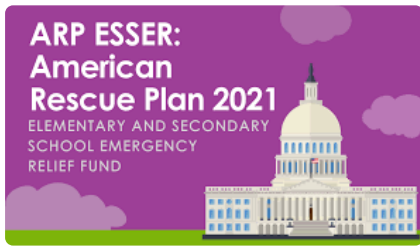
### Expenses for the month

- Curtis Compressor




### 22-23 School Year

- 2021-2022 = \$538,884
- 2022-2023 = \$532,841
- Difference of = (- \$6,043)



## ESSER I

Officially closed.



## ESSER II Update

- Funds Reimbursed = 49,610
- Funds Pending = 109,815.85
- Funds Remaining = 41,161.15



## General Fund Totals and %

- General Fund Asking =
- Spent so far =
- % Spent =

## Financial Update:

- \_\_\_\_ of the budget spent; **25%** of the fiscal year completed. **75%** of year remaining and \_\_\_\_ of budget unspent.
- Through November 2022, we have spent **(1,806,377.31)**. At this point in 2021 **(1,676,905)** and in 2020 **(1,527,805.59)** had been spent
- The current cash balance in the General Fund is **(\$1,549,506)** . In 2021 at this time, the balance was **(\$2,057,089.51)** and in 2020, the balance was **(\$1,982,454.82)**

## School Details: Shelby - Rising City Public Schools [Edit School](#)

### SERVICES PLANNED



51  
SERVICES ACCESSED

### SERVICE RECIPIENTS



744  
SERVICE HOURS



\$4,023

DOLLARS SAVED  
THROUGH COOPERATIVE  
PURCHASING (2019 -  
2020)



2020-2021 Service Plan

2021-2022 Service Plan

### SERVICE DELIVERY TYPES

ESU Hosted School Hosted  
Video Conference



\$59,016.00

DOLLARS SAVED BY  
USING ESU SERVICES

COMING UP

## What is coming up?

### December

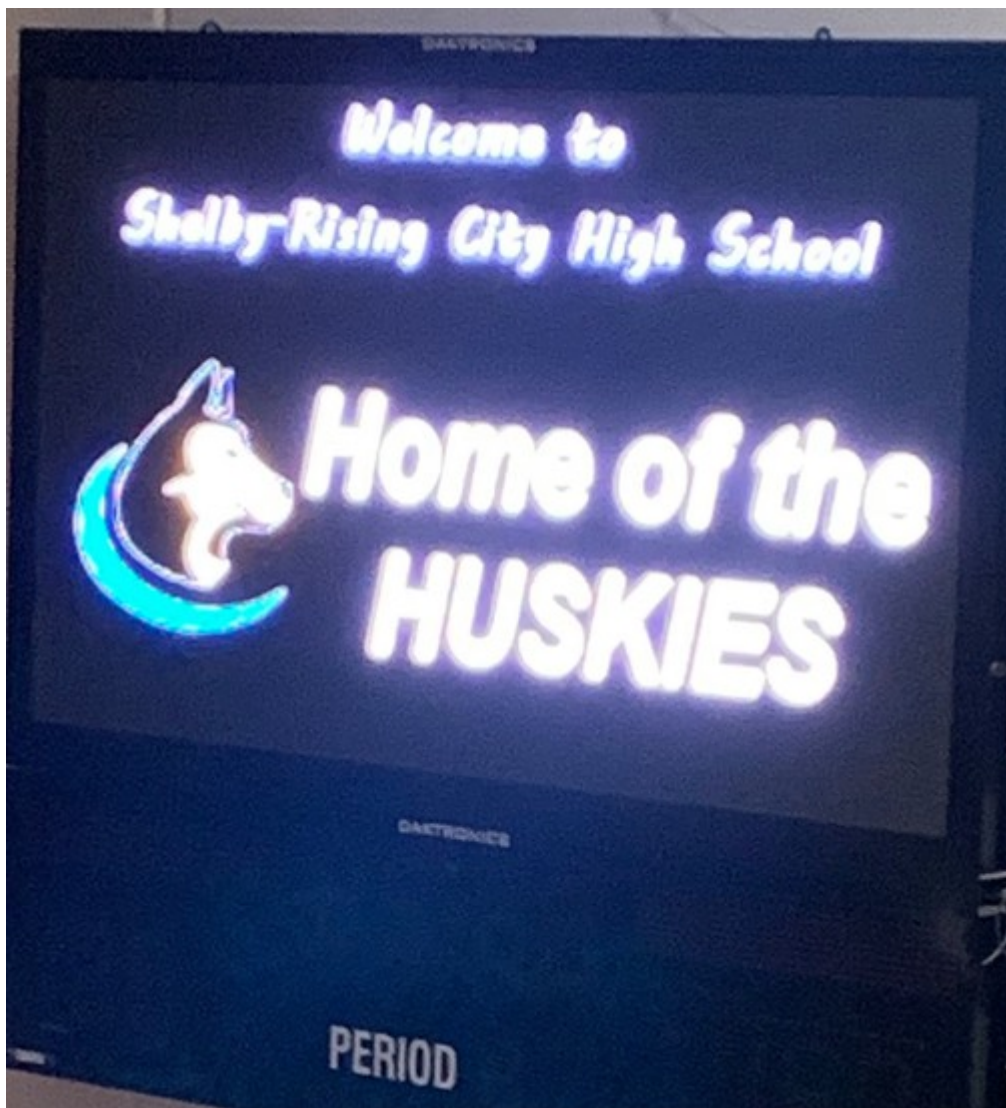
- 1st - Legislative Preview
- 5th - NSAA unified Bowling State Championship
- 7th - 9th = NSAA Play Production State Championship
- 9th - ESU 7 Supt. Meeting
- 12th - 6-12 Winter Concert
- 15th - K-5 Winter Concert
- 19th - CRC Supt. Meeting
- 21st - End of 2nd Quarter (1:30pm dismissal)
- 22nd - No School for Students (Teacher Workday)
- 23rd - 27th = NSAA moratorium
- **Winter Break = December 22nd - January 4th**

### January

- 4th - Flex Day
- 5th - Start of 2nd Semester
- 11th - Region 1 Superintendent Meeting
- 16th - No School (PD for staff)
- 25th - Data Dig (ESU 7)
- 26th - FFA District CDEs

## Advertising

SRC is now offering business advertising packages for entire school year! Package would include logo & ad on video board, business name in programs for all home athletic contests, & a yearbook ad. If interested, contact Mr. Trofholz 402-527-5946 or email [ttrofholz@shelby.esu7.org](mailto:ttrofholz@shelby.esu7.org)



*Days Worked: 1 10 (December 14th)*



**Tucker Tejkl**

Tucker is using Smore to create beautiful newsletters

# Shelby-Rising City Schools



BOE Transportation Committee,

This report was compiled on December 6th, 2022 to show the current status of all of our vehicles that are housed in our Bus Barn. The purpose of this report is to show you the mileage and years of our vehicles and to tentatively make recommendations for a Replacement Plan.

- **Busses = 250k-300k (estimate)**
- **Cargo Van = 150k-200k (estimate)**
- **Vehicles = 100k-150k (estimate)**

			2021 (May)	2022 (Dec.)	Average	Replacement Year (estimate)
Vans		Vin Number	Miles	Miles	Miles	
Chevy Express 1	10 PASS.	1GAZGYFG5C1131549	74,474	81,862	<b>7,388</b>	
Chevy Express 2	10 PASS.	1GAZGYFG4D1139093	81,810	91,700	<b>9,890</b>	
Chevy Express 3	10 PASS.	1GAZGYFG5D1139863	72,309	79,750	<b>7,411</b>	
Toyota Sienna LE (SPED)	8 PASS.	5TDZK23C79S264023	137,906	152,913	<b>15,007</b>	
Chrysler Pacifica	7 PASS.	2C4RC1FGXKR627614	9,845	19,047	<b>9,202</b>	
Chevy Suburban	7 PASS.	1GNSKHKC8JR224940	44,809	59,525	<b>14,716</b>	
<b>BUS</b>						
Thomas Bus 22	81 PASS.	4UZABRFBXNCNN6927		14,413	-	
Thomas Activies Bus	46 PASS.	1T7YU4E2XF1288429	51,193	64,004	<b>12,811</b>	
Thomas Bus 21	71 PASS.	4UZABRFC3MCMJ2479	13,139	37,510	<b>24,371</b>	
Thomas Bus 16	77 PASS.	4UZAERDT7GCGT6168	65,542	82,448	<b>16,906</b>	
Thomas Bus 15	53 PASS.	4UZABRDT6HCHK7109	83,015	105,737	<b>22,722</b>	
Thomas Bus 7 (spare)	59 PASS.	4UZABRCT17CW26654	198,337	201,718	<b>3,381</b>	
Chevy Micro Bird	14 PASS.	1GB3GRBG2J1342654	9,068	16,518	<b>7,450</b>	
Chevy Bus 20 (Lift Bus)	14 PASS.	1HA6GUBG0LN004950	3,268	19,142	<b>15,874</b>	

# AQuESTT Classification Details Report 2019

SHELBY - RISING CITY PUBLIC SCHOOLS [72-0032-000]

District Rating

---

## Raw Classification - Summary

---

Status: 2

Participation: No Adjustment

### Tenet Adjustments

Positive Partnerships, Relationships, and Success: N/A

Transitions: 0 (-1 or 0)

Educational Opportunities and Access: 0 (0 or +1)

College, Career, and Civic Ready: N/A

Assessment: 0 (-1, 0, or +1)

Educator Effectiveness: N/A

Raw Classification:

2  
Good

Evidence Based Analysis Total Score: 107 / 120

Evidence Based Analysis Adjustment: Not Eligible

Final Classification:

2  
Good

Ratings Last Updated: 10-07-2019

*Note: 10/7/2019 Corrections have been made to the Recently Arrived English Learner indicators in the statewide assessment data that may affect Classifications as well as TSI/ATSI subgroups.*

SHELBY - RISING CITY PUBLIC SCHOOLS [72-0032-000]

District Rating

---

## Comprehensive Support and Improvement (CSI)

---

Furthest Progress in CSI Designation: None (districts are not eligible)

---

## **Targeted Support and Improvement (TSI) and Additional Targeted Support and Improvement (ATSI)**

---

Districts are not eligible for TSI or ATSI

For more information on TSI/ATSI and CSI, please see <https://aquestt.com/resources/>

## Raw Classification - Status Indicator

	ELA	Math	Total
# of Eligible Assessments	197	197	394
# of Proficient Assessments	108	101	209
	% Proficient		<b>53.05%</b>

Your 2018-2019 Status Score: **53.05%**

Applicable Cut Score for this District: Status Score > 35 but ≤ 54

Your Status Rating: **2**

## Raw Classification - Participation Indicator

	ELA	Math	Science	Total
# of Eligible Students	201	201	94	496
# of Participating Students	201	201	94	496
	% Participating			<b>100.00%</b>

Your 2018-2019 Participation Score: **100.00%**

Applicable Cut Score for This District: Participation Score ≥ 95%

Your Participation Rating Adjustment: **0**



### Transitions Tenet - 4 Year Graduation Indicator

Note: graduation data is lagged by a year compared to other accountability data, 2017-2018 is the most recent data used in both graduation indicators.

	<b>Total</b>
# of Eligible Cohort Members	30
# of Cohort Graduates	27
Cohort 4-Year Graduation Rate	<b>90.00%</b>

### Transitions Tenet - Extended 7 Year Graduation Indicator

	<b>Total</b>
# of Eligible Cohort Members	26
# of Cohort Graduates	26
Cohort 7-Year Graduation Rate	<b>100.00%</b>

### Transitions Tenet Rating Adjustment

Indicator	Score	Weight	Weighted Score	<i>Score x Weight / Total Weight</i>
4 Year Graduation	90.00	0.51	45.90	
Extended 7 Year Graduation	100.00	0.49	49.00	
<b>Total</b>		1.00	94.90	

Your 2018-2019 Transitions Tenet Score: **94.90**

Applicable Cut Score for This District: Tenet Score ≥ 80

Your Transitions Tenet Rating Adjustment: **0**

The rules for the Transitions tenet allow for a downward adjustment to your classification rating, or for no adjustment to take place. Your overall tenet score of 94.90 is at or above the cut score of 80.00, so this results in no adjustment to your classification rating.



**Educational Opportunities Tenet - Chronic Absenteeism**

*Note: A chronically absent student is defined as any student absent for 10% or more of the days they were enrolled*

	2014-2015	2015-2016	2016-2017	Baseline	
# of Eligible Students	400	397	407	1204	
# Chronically Absent	25	33	28	86	
Rate	6.25%	8.31%	6.88%	7.14%	
	Target Rate for 2018-2019:			6.43%	10% reduction
	Current Year # of Eligible Students			200	
	Current Year # Chronically Absent			54	
	Rate			27.00%	
	Difference from Target Rate			<b>-20.57%</b>	

This indicator's score is determined by comparing the rate of students who are chronically absent in the current year against a target rate. The target rate of 6.43% is found by calculating the 3-year baseline rate of 7.14% and reducing it by 5%. The actual chronic absenteeism rate for this year is 27.00% which is 20.57% worse than the target rate.

**Educational Opportunities Tenet - Progress Towards English Language Proficiency**

	Total	
# of Eligible English Learners	11	
# On Track	5	
# Making Partial Progress	3	<i>(count as a half point in the rate calculation)</i>
Rate	<b>59.09%</b>	

**Educational Opportunities Tenet Rating Adjustment**

Indicator	Score	Standardized Score	Weight	Weighted Score	<i>Standardized Score x Weight / Total Weight</i>
Chronic Absenteeism	-20.57	-3.79	0.50	-1.90	
English Learner Progress	59.09	0.58	0.50	0.29	
<b>Total</b>			1.00	<b>-1.61</b>	

*Standardized scores are created using a z-score method based on the mean of all eligible scores for the indicator statewide*

Your 2018-2019 Tenet Score: **-1.61**

Applicable Cut Score for This District: Tenet Score  $\leq$  0.8

Your Tenet Rating Adjustment: **0**

The rules for the Educational Opportunities and Access tenet allow for an upward adjustment to your classification rating, or for no adjustment to take place. Your overall tenet score of -1.61 is at or below the cut score of 0.80, so this results in no adjustment to your classification rating.



SHELBY - RISING CITY PUBLIC SCHOOLS [72-0032-000]

District Rating

### Assessment Tenet - Growth

	ELA	Math	Total
# of Eligible Students	125	125	250
# of Students Showing Growth	99	92	191
	Growth Percentage		<b>76.40%</b>

SHELBY - RISING CITY PUBLIC SCHOOLS [72-0032-000]

District Rating

### Assessment Tenet - Improvement

	2016-2017	2017-2018	2018-2019
# of Eligible ELA & Math Assessments	208	362	394
Average Standardized Score	-0.01	0.00	0.00

All assessment scores are standardized to allow comparisons between NSCAS, NSCAS Alt, and ACT scores with different scales

Number of School Years Available for Trendline: 3

Improvement Trendline Slope: **0.00**

Your Improvement trendline indicates that over the last 3 years, the average ELA and Math assessment scores of your students have been improving.

SHELBY - RISING CITY PUBLIC SCHOOLS [72-0032-000]

District Rating

### Assessment Tenet - Non-Proficiency

	2016-2017	2017-2018	2018-2019
# of Eligible ELA & Math Assessments	212	362	394
# of Non-Proficient Scores	100	177	185
% Non-Proficient	47.17%	48.90%	46.95%

Number of School Years Available for Trendline: 3

Non-Proficiency Trendline Slope: **-0.11** (lower is better)

Your Non-Proficiency trendline indicates that over the last 3 years, the percentage of ELA and Math assessments scored as non-proficient has been decreasing.

SHELBY - RISING CITY PUBLIC SCHOOLS [72-0032-000]

District Rating

### Assessment Tenet - Science Proficiency

	<b>Total</b>
# of Eligible Assessments	93
# of Proficient Assessments	62
% Proficient	<b>66.67%</b>

SHELBY - RISING CITY PUBLIC SCHOOLS [72-0032-000]

District Rating

### Assessment Tenet - Science Improvement

	2016-2017	2017-2018	2018-2019
# of Eligible Assessments	87	72	93
Average Standardized Score	0.40	0.65	0.32

All assessment scores are standardized to allow comparisons between NSCAS, NSCAS Alt, and ACT scores with different scales

Number of School Years Available for Trendline: 3

Science Improvement Trendline Slope: **-0.04**

Your Science Improvement trendline indicates that over the last 3 years, the average Science assessment scores of your students have been declining.

SHELBY - RISING CITY PUBLIC SCHOOLS [72-0032-000]

District Rating

### Assessment Tenet Rating Adjustment

Indicator	Score	Standardized Score	Weight	Weighted Score	<i>Standardized Score x Weight / Total Weight</i>
Growth	76.40	0.65	0.30	0.20	
Improvement	0.00	-0.38	0.40	-0.15	
Non-Proficiency	-0.11	-0.07	0.15	-0.01	
Science Status	66.67	-0.06	0.05	0.00	
Science Improvement	-0.04	-0.11	0.10	-0.01	
<b>Total</b>			1.00	0.02	

Standardized scores are created using a z-score method based on the mean of all eligible scores for the indicator statewide

Your 2018-2019 Assessment Tenet Score: **0.02**

Applicable Cut Score for This District: Tenet Score Between -0.8 and 0.8

Your Tenet Rating Adjustment: **0**

The rules for the Assessment tenet allow for either a downward or upward adjustment to your classification rating, or for no adjustment to take place. Your overall tenet score of 0.02 is between the cut scores of -0.80 and 0.80, so this results in no adjustment to your classification rating.

## AQuESTT Classification Details Report 2019

SHELBY - RISING CITY HIGH SCHOOL [72-0032-001]

High School Rating

### Raw Classification - Summary

Status: 2

Participation: No Adjustment

Tenet Adjustments

Positive Partnerships, Relationships, and Success: N/A

Transitions: 0 (-1 or 0)

Educational Opportunities and Access: 0 (0 or +1)

College, Career, and Civic Ready: N/A

Assessment: 0 (-1, 0, or +1)

Educator Effectiveness: N/A

Raw Classification: 

2 Good
-----------

Evidence Based Analysis Total Score: 101 / 120

Evidence Based Analysis Adjustment: Not Eligible

Final Classification: 

2 Good
-----------

Ratings Last Updated: 10-07-2019

*Note: 10/7/2019 Corrections have been made to the Recently Arrived English Learner indicators in the statewide assessment data that may affect Classifications as well as TSI/ATSI subgroups.*

SHELBY - RISING CITY HIGH SCHOOL [72-0032-001]

High School Rating

---

## Comprehensive Support and Improvement (CSI)

---

Furthest Progress in CSI Designation: None (no Schoolwide or Targeted Title I program)

---

## Targeted Support and Improvement (TSI) and Additional Targeted Support and Improvement (ATSI)

---

<b>Subgroup</b>	<b>TSI/ATSI Status</b>
English Learners	Too few students
Economically Disadvantaged	Too few students
American Indian or Alaska Native	Too few students
Asian	Too few students
Black or African American	Too few students
Hispanic	Too few students
Two Or More Races	Too few students
Native Hawaiian or Other Pacific Islander	Too few students
White	Not TSI/ATSI
Students with Disabilities	Too few students

For more information on TSI/ATSI and CSI, please see <https://aquestt.com/resources/>

---

## Raw Classification - Status Indicator

---

	ELA	Math	Total
# of Eligible Assessments	35	35	70
# of Proficient Assessments	22	19	41
	% Proficient		<b>58.57%</b>

Your 2018-2019 Status Score: **58.57%**

Applicable Cut Score for this High School: Status Score > 34 but ≤ 59

Your Status Rating: **2**

---

## Raw Classification - Participation Indicator

---

	ELA	Math	Science	Total
# of Eligible Students	35	35	35	105
# of Participating Students	35	35	35	105
	% Participating			<b>100.00%</b>

Your 2018-2019 Participation Score: **100.00%**

Applicable Cut Score for This High School: Participation Score ≥ 95%

Your Participation Rating Adjustment: **0**



### Transitions Tenet - 4 Year Graduation Indicator

Note: graduation data is lagged by a year compared to other accountability data, 2017-2018 is the most recent data used in both graduation indicators.

	<b>Total</b>
# of Eligible Cohort Members	30
# of Cohort Graduates	27
Cohort 4-Year Graduation Rate	<b>90.00%</b>

### Transitions Tenet - Extended 7 Year Graduation Indicator

	<b>Total</b>
# of Eligible Cohort Members	26
# of Cohort Graduates	26
Cohort 7-Year Graduation Rate	<b>100.00%</b>

### Transitions Tenet Rating Adjustment

Indicator	Score	Weight	Weighted Score	<i>Score x Weight / Total Weight</i>
4 Year Graduation	90.00	0.51	45.90	
Extended 7 Year Graduation	100.00	0.49	49.00	
<b>Total</b>		1.00	94.90	

Your 2018-2019 Transitions Tenet Score: **94.90**

Applicable Cut Score for This High School: Tenet Score ≥ 80

Your Transitions Tenet Rating Adjustment: **0**

The rules for the Transitions tenet allow for a downward adjustment to your classification rating, or for no adjustment to take place. Your overall tenet score of 94.90 is at or above the cut score of 80.00, so this results in no adjustment to your classification rating.



### Educational Opportunities Tenet - Chronic Absenteeism

Note: A chronically absent student is defined as any student absent for 10% or more of the days they were enrolled

	2014-2015	2015-2016	2016-2017	Baseline	
# of Eligible Students	121	133	136	390	
# Chronically Absent	14	18	13	45	
Rate	11.57%	13.53%	9.56%	11.54%	
	Target Rate for 2018-2019:			10.38%	10% reduction
	Current Year # of Eligible Students			126	
	Current Year # Chronically Absent			43	
	Rate			34.13%	
	Difference from Target Rate			<b>-23.74%</b>	

This indicator's score is determined by comparing the rate of students who are chronically absent in the current year against a target rate. The target rate of 10.38% is found by calculating the 3-year baseline rate of 11.54% and reducing it by 5%. The actual chronic absenteeism rate for this year is 34.13% which is 23.74% worse than the target rate.

### Educational Opportunities Tenet - Progress Towards English Language Proficiency

	Total	
# of Eligible English Learners	1	
# On Track	0	
# Making Partial Progress	1	(count as a half point in the rate calculation)
Rate	<b>N/A*</b>	

\* Due to having less than 10 eligible English Learners with a baseline ELPA21 assessment to compare against, this indicator will not be included in this tenet's score

### Educational Opportunities Tenet Rating Adjustment

Indicator	Score	Standardized Score	Weight	Weighted Score	Standardized Score x Weight / Total Weight
Chronic Absenteeism	-23.74	-4.44	0.50	-4.44	

English Learner Progress	N/A	N/A	0	N/A
<b>Total</b>			0.50	-4.44

*Standardized scores are created using a z-score method based on the mean of all eligible scores for the indicator statewide*

Your 2018-2019 Tenet Score: **-4.44**

Applicable Cut Score for This High School: Tenet Score  $\leq$  1.3

Your Tenet Rating Adjustment: **0**

The rules for the Educational Opportunities and Access tenet allow for an upward adjustment to your classification rating, or for no adjustment to take place. Your overall tenet score of -4.44 is at or below the cut score of 1.30, so this results in no adjustment to your classification rating.



### Assessment Tenet - Growth

	ELA	Math	Total
# of Eligible Students	0	0	0
# of Students Showing Growth	0	0	0
	Growth Percentage		N/A

### Assessment Tenet - Improvement

	2016-2017	2017-2018	2018-2019
# of Eligible ELA & Math Assessments	60	56	70
Average Standardized Score	-0.07	0.17	-0.01

All assessment scores are standardized to allow comparisons between NSCAS, NSCAS Alt, and ACT scores with different scales

Number of School Years Available for Trendline: 3

Improvement Trendline Slope: **0.03**

Your Improvement trendline indicates that over the last 3 years, the average ELA and Math assessment scores of your students have been improving.

### Assessment Tenet - Non-Proficiency

	2016-2017	2017-2018	2018-2019
# of Eligible ELA & Math Assessments	61	56	70
# of Non-Proficient Scores	26	21	29
% Non-Proficient	42.62%	37.50%	41.43%

Number of School Years Available for Trendline: 3

Non-Proficiency Trendline Slope: **-0.60** (lower is better)

Your Non-Proficiency trendline indicates that over the last 3 years, the percentage of ELA and Math assessments scored as non-proficient has been decreasing.

### Assessment Tenet - Science Proficiency

	<b>Total</b>
# of Eligible Assessments	35
# of Proficient Assessments	21
% Proficient	<b>60.00%</b>

SHELBY - RISING CITY HIGH SCHOOL [72-0032-001]

High School Rating

## Assessment Tenet - Science Improvement

	2016-2017	2017-2018	2018-2019
# of Eligible Assessments	31	28	35
Average Standardized Score	0.07	0.47	0.17

All assessment scores are standardized to allow comparisons between NSCAS, NSCAS Alt, and ACT scores with different scales

Number of School Years Available for Trendline: 3

Science Improvement Trendline Slope: **0.05**

Your Science Improvement trendline indicates that over the last 3 years, the average Science assessment scores of your students have been improving.

SHELBY - RISING CITY HIGH SCHOOL [72-0032-001]

High School Rating

## Assessment Tenet Rating Adjustment

Indicator	Score	Standardized Score	Weight	Weighted Score	Standardized Score x Weight / Total Weight
Growth	N/A	N/A	0	N/A	
Improvement	0.03	-0.27	0.40	-0.15	
Non-Proficiency	-0.60	-0.02	0.15	0.00	
Science Status	60.00	-0.45	0.05	-0.03	
Science Improvement	0.05	0.40	0.10	0.06	
<b>Total</b>			0.70	-0.13	

Standardized scores are created using a z-score method based on the mean of all eligible scores for the indicator statewide

Your 2018-2019 Assessment Tenet Score: **-0.13**

Applicable Cut Score for This High School: Tenet Score Between -1.2 and 1.2

Your Tenet Rating Adjustment: **0**

The rules for the Assessment tenet allow for either a downward or upward adjustment to your classification rating, or for no adjustment to take place. Your overall tenet score of -0.13 is between the cut scores of -1.20 and 1.20, so this results in no adjustment to your classification rating.

## AQuESTT Classification Details Report 2019

SHELBY - RISING CITY ELEMENTARY SCHOOL [72-0032-002]

Elementary School Rating

## Raw Classification - Summary

Status: 2

Participation: No Adjustment

Tenet Adjustments

Positive Partnerships, Relationships, and Success: N/A

Transitions: N/A (-1 or 0)

Educational Opportunities and Access: N/A (0 or +1)

College, Career, and Civic Ready: N/A

Assessment: 0 (-1, 0, or +1)

Educator Effectiveness: N/A

Raw Classification:

2  
Good

Evidence Based Analysis Total Score: 119 / 120 \* Eligible for EBA Adjustment Review

Evidence Based Analysis Adjustment: 0 (0 or +1)

Final Classification:

2  
Good

Ratings Last Updated: 10-07-2019

Note: 10/7/2019 Corrections have been made to the Recently Arrived English Learner indicators in the statewide assessment data that may affect Classifications as well as TSI/ATSI subgroups.

SHELBY - RISING CITY ELEMENTARY SCHOOL [72-0032-002]

Elementary School Rating

**Comprehensive Support and Improvement (CSI)**

Furthest Progress in CSI Designation: Stage 2

Stage 0:	All schools with Schoolwide or Targeted Title I programs
Stage 1:	Title I elementary/middle schools with scores in the lowest quartile of either the Status or English Learner Progress indicators
Stage 2:	Stage 1 schools with scores in the lowest quartile of either the Improvement, Growth, or Non-Proficiency indicators
Stage 3:	Stage 2 schools with the lowest "School Quality and Student Success" score (a combination of the Science Proficiency indicator score, Science Improvement indicator score, Chronic Absenteeism indicator score, and the Evidence Based Analysis total score)

---

## Targeted Support and Improvement (TSI) and Additional Targeted Support and Improvement (ATSI)

---

<b>Subgroup</b>	<b>TSI/ATSI Status</b>
English Learners	Too few students
Economically Disadvantaged	Not TSI/ATSI
American Indian or Alaska Native	Too few students
Asian	Too few students
Black or African American	Too few students
Hispanic	Not TSI/ATSI
Two Or More Races	Too few students
Native Hawaiian or Other Pacific Islander	Too few students
White	Not TSI/ATSI
Students with Disabilities	Not TSI/ATSI

For more information on TSI/ATSI and CSI, please see <https://aquestt.com/resources/>

**Raw Classification - Status Indicator**

	ELA	Math	Total
# of Eligible Assessments	92	92	184
# of Proficient Assessments	49	40	89
	% Proficient		<b>48.37%</b>

Your 2018-2019 Status Score: **48.37%**

Applicable Cut Score for this Elementary School: Status Score > 34 but ≤ 54

Your Status Rating: **2**

**Raw Classification - Participation Indicator**

	ELA	Math	Science	Total
# of Eligible Students	94	94	35	223
# of Participating Students	94	94	35	223
	% Participating			<b>100.00%</b>

Your 2018-2019 Participation Score: **100.00%**

Applicable Cut Score for This Elementary School: Participation Score ≥ 95%

Your Participation Rating Adjustment: **0**



### Transitions Tenet - 4 Year Graduation Indicator

Note: graduation data is lagged by a year compared to other accountability data, 2017-2018 is the most recent data used in both graduation indicators.

	Total
# of Eligible Cohort Members	N/A
# of Cohort Graduates	N/A
Cohort 4-Year Graduation Rate	N/A

### Transitions Tenet - Extended 7 Year Graduation Indicator

	Total
# of Eligible Cohort Members	N/A
# of Cohort Graduates	N/A
Cohort 7-Year Graduation Rate	N/A

### Transitions Tenet Rating Adjustment

Indicator	Score	Weight	Weighted Score	<i>Score x Weight / Total Weight</i>
4 Year Graduation	N/A	0	N/A	
Extended 7 Year Graduation	N/A	0	N/A	
<b>Total</b>		0.00	N/A	

Your 2018-2019 Transitions Tenet Score: **N/A**

Applicable Cut Score for This Elementary School: N/A

Your Transitions Tenet Rating Adjustment: **0**



### Educational Opportunities Tenet - Chronic Absenteeism

Note: A chronically absent student is defined as any student absent for 10% or more of the days they were enrolled

	2014-2015	2015-2016	2016-2017	Baseline	
# of Eligible Students	182	175	189	546	
# Chronically Absent	8	10	10	28	
Rate	4.40%	5.71%	5.29%	5.13%	
	Target Rate for 2018-2019:			4.62%	10% reduction
	Current Year # of Eligible Students			0	
	Current Year # Chronically Absent			0	
	Rate			N/A	
	Difference from Target Rate			N/A	

### Educational Opportunities Tenet - Progress Towards English Language Proficiency

	Total	
# of Eligible English Learners	9	
# On Track	5	
# Making Partial Progress	1	(count as a half point in the rate calculation)
Rate	N/A*	

\* Due to having less than 10 eligible English Learners with a baseline ELPA21 assessment to compare against, this indicator will not be included in this tenet's score

### Educational Opportunities Tenet Rating Adjustment

Indicator	Score	Standardized Score	Weight	Weighted Score	Standardized Score x Weight / Total Weight
Chronic Absenteeism	N/A	N/A	0	N/A	
English Learner Progress	N/A	N/A	0	N/A	
<b>Total</b>			0.00	N/A	

Standardized scores are created using a z-score method based on the mean of all eligible scores for the indicator statewide

Your 2018-2019 Tenet Score: **N/A**

Applicable Cut Score for This Elementary School: Tenet Score  $\leq$  1.0

Your Tenet Rating Adjustment: **0**



### Assessment Tenet - Growth

	ELA	Math	Total
# of Eligible Students	62	62	124
# of Students Showing Growth	53	51	104
	Growth Percentage		<b>83.87%</b>

### Assessment Tenet - Improvement

	2016-2017	2017-2018	2018-2019
# of Eligible ELA & Math Assessments	73	164	184
Average Standardized Score	-0.11	-0.19	-0.04

All assessment scores are standardized to allow comparisons between NSCAS, NSCAS Alt, and ACT scores with different scales

Number of School Years Available for Trendline: 3

Improvement Trendline Slope: **0.03**

Your Improvement trendline indicates that over the last 3 years, the average ELA and Math assessment scores of your students have been improving.

### Assessment Tenet - Non-Proficiency

	2016-2017	2017-2018	2018-2019
# of Eligible ELA & Math Assessments	75	164	184
# of Non-Proficient Scores	38	100	95
% Non-Proficient	50.67%	60.98%	51.63%

Number of School Years Available for Trendline: 3

Non-Proficiency Trendline Slope: **0.48** *(lower is better)*

Your Non-Proficiency trendline indicates that over the last 3 years, the percentage of ELA and Math assessments scored as non-proficient has been increasing.

### Assessment Tenet - Science Proficiency

	<b>Total</b>
# of Eligible Assessments	35
# of Proficient Assessments	25
% Proficient	<b>71.43%</b>

SHELBY - RISING CITY ELEMENTARY SCHOOL [72-0032-002]

Elementary School Rating

### Assessment Tenet - Science Improvement

	2016-2017	2017-2018	2018-2019
# of Eligible Assessments	25	19	35
Average Standardized Score	0.29	0.40	0.35

All assessment scores are standardized to allow comparisons between NSCAS, NSCAS Alt, and ACT scores with different scales

Number of School Years Available for Trendline: 3

Science Improvement Trendline Slope: **0.03**

Your Science Improvement trendline indicates that over the last 3 years, the average Science assessment scores of your students have been improving.

SHELBY - RISING CITY ELEMENTARY SCHOOL [72-0032-002]

Elementary School Rating

### Assessment Tenet Rating Adjustment

Indicator	Score	Standardized Score	Weight	Weighted Score	<i>Standardized Score x Weight / Total Weight</i>
Growth	83.87	1.41	0.30	0.42	
Improvement	0.03	-0.23	0.40	-0.09	
Non-Proficiency	0.48	-0.13	0.15	-0.02	
Science Status	71.43	0.22	0.05	0.01	
Science Improvement	0.03	0.28	0.10	0.03	
<b>Total</b>			1.00	0.35	

Standardized scores are created using a z-score method based on the mean of all eligible scores for the indicator statewide

Your 2018-2019 Assessment Tenet Score: **0.35**

Applicable Cut Score for This Elementary School: Tenet Score Between -1.0 and 1.0

Your Tenet Rating Adjustment: **0**

The rules for the Assessment tenet allow for either a downward or upward adjustment to your classification rating, or for no adjustment to take place. Your overall tenet score of 0.35 is between the cut scores of -1.00 and 1.00, so this results in no adjustment to your classification rating.

## AQuESTT Classification Details Report 2019

SHELBY - RISING CITY MIDDLE SCHOOL [72-0032-003]

Middle School Rating

### Raw Classification - Summary

Status: 3

Participation: No Adjustment

Tenet Adjustments

Positive Partnerships, Relationships, and Success: N/A

Transitions: N/A (-1 or 0)

Educational Opportunities and Access: 0 (0 or +1)

College, Career, and Civic Ready: N/A

Assessment: 0 (-1, 0, or +1)

Educator Effectiveness: N/A

Raw Classification:

3  
Great

Evidence Based Analysis Total Score: 89 / 120

Evidence Based Analysis Adjustment: Not Eligible

Final Classification:

3  
Great

Ratings Last Updated: 10-07-2019

*Note: 10/7/2019 Corrections have been made to the Recently Arrived English Learner indicators in the statewide assessment data that may affect Classifications as well as TSI/ATSI subgroups.*

SHELBY - RISING CITY MIDDLE SCHOOL [72-0032-003]

Middle School Rating

---

## Comprehensive Support and Improvement (CSI)

---

Furthest Progress in CSI Designation: None (no Schoolwide or Targeted Title I program)

---

## Targeted Support and Improvement (TSI) and Additional Targeted Support and Improvement (ATSI)

---

<b>Subgroup</b>	<b>TSI/ATSI Status</b>
English Learners	Too few students
Economically Disadvantaged	Not TSI/ATSI
American Indian or Alaska Native	Too few students
Asian	Too few students
Black or African American	Too few students
Hispanic	Too few students
Two Or More Races	Too few students
Native Hawaiian or Other Pacific Islander	Too few students
White	Not TSI/ATSI
Students with Disabilities	Too few students

For more information on TSI/ATSI and CSI, please see <https://aquestt.com/resources/>

**Raw Classification - Status Indicator**

	ELA	Math	Total
# of Eligible Assessments	70	70	140
# of Proficient Assessments	37	42	79
	% Proficient		<b>56.43%</b>

Your 2018-2019 Status Score: **56.43%**

Applicable Cut Score for this Middle School: Status Score > 51 but ≤ 71

Your Status Rating: **3**

**Raw Classification - Participation Indicator**

	ELA	Math	Science	Total
# of Eligible Students	72	72	24	168
# of Participating Students	72	72	24	168
	% Participating			<b>100.00%</b>

Your 2018-2019 Participation Score: **100.00%**

Applicable Cut Score for This Middle School: Participation Score ≥ 95%

Your Participation Rating Adjustment: **0**



### Transitions Tenet - 4 Year Graduation Indicator

Note: graduation data is lagged by a year compared to other accountability data, 2017-2018 is the most recent data used in both graduation indicators.

	Total
# of Eligible Cohort Members	N/A
# of Cohort Graduates	N/A
Cohort 4-Year Graduation Rate	N/A

### Transitions Tenet - Extended 7 Year Graduation Indicator

	Total
# of Eligible Cohort Members	N/A
# of Cohort Graduates	N/A
Cohort 7-Year Graduation Rate	N/A

### Transitions Tenet Rating Adjustment

Indicator	Score	Weight	Weighted Score	<i>Score x Weight / Total Weight</i>
4 Year Graduation	N/A	0	N/A	
Extended 7 Year Graduation	N/A	0	N/A	
<b>Total</b>		0.00	N/A	

Your 2018-2019 Transitions Tenet Score: **N/A**  
 Applicable Cut Score for This Middle School: **N/A**  
 Your Transitions Tenet Rating Adjustment: **0**



### Educational Opportunities Tenet - Chronic Absenteeism

Note: A chronically absent student is defined as any student absent for 10% or more of the days they were enrolled

	2014-2015	2015-2016	2016-2017	Baseline	
# of Eligible Students	97	89	82	268	
# Chronically Absent	3	5	5	13	
Rate	3.09%	5.62%	6.10%	4.85%	
	Target Rate for 2018-2019:			4.37%	10% reduction
	Current Year # of Eligible Students			74	
	Current Year # Chronically Absent			11	
	Rate			14.86%	
	Difference from Target Rate			-10.50%	

This indicator's score is determined by comparing the rate of students who are chronically absent in the current year against a target rate. The target rate of 4.37% is found by calculating the 3-year baseline rate of 4.85% and reducing it by 5%. The actual chronic absenteeism rate for this year is 14.86% which is 10.50% worse than the target rate.

### Educational Opportunities Tenet - Progress Towards English Language Proficiency

	Total	
# of Eligible English Learners	1	
# On Track	0	
# Making Partial Progress	1	(count as a half point in the rate calculation)
Rate	N/A*	

\* Due to having less than 10 eligible English Learners with a baseline ELPA21 assessment to compare against, this indicator will not be included in this tenet's score

### Educational Opportunities Tenet Rating Adjustment

Indicator	Score	Standardized Score	Weight	Weighted Score	Standardized Score x Weight / Total Weight
Chronic Absenteeism	-10.50	-1.72	0.50	-1.72	

English Learner Progress	N/A	N/A	0	N/A
<b>Total</b>			0.50	-1.72

*Standardized scores are created using a z-score method based on the mean of all eligible scores for the indicator statewide*

Your 2018-2019 Tenet Score: **-1.72**

Applicable Cut Score for This Middle School: Tenet Score  $\leq$  1.0

Your Tenet Rating Adjustment: **0**

The rules for the Educational Opportunities and Access tenet allow for an upward adjustment to your classification rating, or for no adjustment to take place. Your overall tenet score of -1.72 is at or below the cut score of 1.00, so this results in no adjustment to your classification rating.



### Assessment Tenet - Growth

	ELA	Math	Total
# of Eligible Students	63	63	126
# of Students Showing Growth	46	41	87
	Growth Percentage		69.05%

### Assessment Tenet - Improvement

	2016-2017	2017-2018	2018-2019
# of Eligible ELA & Math Assessments	75	140	140
Average Standardized Score	0.15	0.15	0.08

All assessment scores are standardized to allow comparisons between NSCAS, NSCAS Alt, and ACT scores with different scales

Number of School Years Available for Trendline: 3

Improvement Trendline Slope: **-0.04**

Your Improvement trendline indicates that over the last 3 years, the average ELA and Math assessment scores of your students have been declining.

### Assessment Tenet - Non-Proficiency

	2016-2017	2017-2018	2018-2019
# of Eligible ELA & Math Assessments	76	140	140
# of Non-Proficient Scores	36	55	61
% Non-Proficient	47.37%	39.29%	43.57%

Number of School Years Available for Trendline: 3

Non-Proficiency Trendline Slope: **-1.90** (lower is better)

Your Non-Proficiency trendline indicates that over the last 3 years, the percentage of ELA and Math assessments scored as non-proficient has been decreasing.

### Assessment Tenet - Science Proficiency

	<b>Total</b>
# of Eligible Assessments	23
# of Proficient Assessments	16
% Proficient	<b>69.57%</b>

SHELBY - RISING CITY MIDDLE SCHOOL [72-0032-003]

Middle School Rating

## Assessment Tenet - Science Improvement

	2016-2017	2017-2018	2018-2019
# of Eligible Assessments	31	24	23
Average Standardized Score	0.82	1.12	0.49

All assessment scores are standardized to allow comparisons between NSCAS, NSCAS Alt, and ACT scores with different scales

Number of School Years Available for Trendline: 3

Science Improvement Trendline Slope: **-0.16**

Your Science Improvement trendline indicates that over the last 3 years, the average Science assessment scores of your students have been declining.

SHELBY - RISING CITY MIDDLE SCHOOL [72-0032-003]

Middle School Rating

## Assessment Tenet Rating Adjustment

Indicator	Score	Standardized Score	Weight	Weighted Score	<i>Standardized Score x Weight / Total Weight</i>
Growth	69.05	-0.09	0.30	-0.03	
Improvement	-0.04	-0.58	0.40	-0.23	
Non-Proficiency	-1.90	0.12	0.15	0.02	
Science Status	69.57	0.11	0.05	0.01	
Science Improvement	-0.16	-0.79	0.10	-0.08	
<b>Total</b>			1.00	-0.31	

Standardized scores are created using a z-score method based on the mean of all eligible scores for the indicator statewide

Your 2018-2019 Assessment Tenet Score: **-0.31**

Applicable Cut Score for This Middle School: Tenet Score Between -1.0 and 1.0

Your Tenet Rating Adjustment: **0**

The rules for the Assessment tenet allow for either a downward or upward adjustment to your classification rating, or for no adjustment to take place. Your overall tenet score of -0.31 is between the cut scores of -1.00 and 1.00, so this results in no adjustment to your classification rating.

# AQuESTT Classification Details Report 2022

SHELBY - RISING CITY PUBLIC SCHOOLS [72-0032-000]

District Rating

## Classification - Summary

Status: 1

Participation: No Adjustment

### Tenet Adjustments

Positive Partnerships, Relationships, and Success: N/A

Transitions: 0

Educational Opportunities and Access: 0 (0 or +1)

Postsecondary, Career, and Civic Ready: N/A

Student Achievement and Growth: 0 (0 or +1)

Educator Effectiveness: N/A

2019 Evidence-Based Analysis Adjustment: N/A (0 or +1)

Final Classification:

1 Needs Support To Improve
----------------------------------

Ratings Last Updated: 11-04-2022

SHELBY - RISING CITY PUBLIC SCHOOLS [72-0032-000]

District Rating

## Comprehensive Support and Improvement (CSI)

A school can be designated as CSI if it receives Title I funding and the scores at the school pass through all three stages of the designation filter, or if the school has a 4-year cohort graduation rate less than 67%. Please see <https://aquestt.com/resources/> for additional details of the CSI rules. Districts are not eligible for CSI.

Furthest Progress in CSI Designation: None (districts are not eligible)

SHELBY - RISING CITY PUBLIC SCHOOLS [72-0032-000]

District Rating

## Targeted Support and Improvement (TSI) and Additional Targeted Support and Improvement (ATSI)

TSI and ATSI designations are made using the same metrics as CSI, but for subgroups of students within a school as opposed to the entire school. TSI subgroups are designated by comparing against the lowest quartile of Title I school scores, while ATSI subgroups are compared against the highest scores of schools designated as CSI. Please see <https://aquestt.com/resources/> for additional details of the TSI and ATSI rules. Districts are not eligible for TSI/ATSI.

For more information on Classifications, TSI/ATSI and CSI, please see <https://aquestt.com/resources/>

## District Summary of CSI/TSI/ATSI Schools & Subgroups

This table shows which schools are CSI and which schools have TSI or ATSI subgroups within this district.

School Name	School Type	CSI Status	TSI Subgroups	ATSI Subgroups
SHELBY - RISING CITY HIGH SCHOOL	High School	No	(None)	(None)
SHELBY - RISING CITY ELEMENTARY SCHOOL	Elementary School	No	(None)	HI
SHELBY - RISING CITY MIDDLE SCHOOL	Middle School	No	(None)	HI, WH, FRL

**Subgroup Key:**

AM = American Indian or Alaskan Native  
 AS = Asian  
 BL = Black or African American  
 HI = Hispanic  
 MU = Multiple Races  
 PI = Native Hawaiian or Other Pacific Islander  
 WH = White

EL = English Learner  
 FRL = Free or Reduced Lunch  
 SPED = Special Education

**Classification - Status Indicator**

	ELA	Math	Total
# of Eligible Assessments	200	200	400
# of Proficient Assessments	88	51	139
	% Proficient		<b>34.75%</b>

Your 2021-2022 Status Score: **34.75%**

Applicable Cut Score for this District: Status Score ≤ 35

Your Status Rating: **1**

**Classification - Participation Indicator**

	ELA	Math	Science	Total
# of Eligible Students	208	208	89	505
# of Participating Students	208	208	89	505
	% Participating			<b>100.00%</b>

Your 2021-2022 Participation Score: **100.00%**

Applicable Cut Score for This District: Participation Score ≥ 95%

Your Participation Rating Adjustment: **0**



### Transitions Tenet - 4 Year Graduation Indicator

*Note: graduation data is lagged by a year compared to other accountability data, 2020-2021 is the most recent data used in both graduation indicators.*

	<b>Total</b>
# of Eligible Cohort Members	33
# of Cohort Graduates	29
Cohort 4-Year Graduation Rate	<b>87.88%</b>

### Transitions Tenet - Extended 7 Year Graduation Indicator

	<b>Total</b>
# of Eligible Cohort Members	30
# of Cohort Graduates	27
Cohort 7-Year Graduation Rate	<b>90.00%</b>

### Transitions Tenet Rating

Indicator	Score	Weight	Weighted Score	<i>Score x Weight / Total Weight</i>
4 Year Graduation	87.88	0.51	44.82	
Extended 7 Year Graduation	90.00	0.49	44.10	
<b>Total</b>		1.00	88.92	

Your 2021-2022 Transitions Tenet Score: **88.92**



### Educational Opportunities Tenet - Chronic Absenteeism

Note: A chronically absent student is defined as any student absent for 10% or more of the days they were enrolled, who was enrolled for at least 10 days.

# of Eligible Students	414
# Chronically Absent	127
Chronic Absent Rate	<b>30.68%</b>

This indicator's score is the rate of students who are chronically absent in the current year.

### Educational Opportunities Tenet - Progress Towards English Language Proficiency

	<b>Total</b>	
# of Eligible English Learners	24	
# On Track	6	
# Making Partial Progress	7	<i>(count as a half point in the rate calculation)</i>
Rate	<b>39.58%</b>	

### Educational Opportunities Tenet Rating Adjustment

Indicator	Score	Standardized Score	Weight	Weighted Score	<i>Standardized Score x Weight / Total Weight</i>
Chronic Absenteeism	30.68	-1.00	0.50	-0.50	
English Learner Progress	39.58	-0.12	0.50	-0.06	
<b>Total</b>			1.00	-0.56	

Standardized scores are created using a z-score method based on the mean of all eligible scores for the indicator statewide

Your 2021-2022 Tenet Score: **-0.56**

Applicable Cut Score for This District: Tenet Score ≤ 0.8

Your Tenet Rating Adjustment: **0**

The rules for the Educational Opportunities and Access tenet allow for an upward adjustment to your classification rating, or for no adjustment to take place. Your overall tenet score of -0.56 is at or below the cut score of 0.80, so this results in no adjustment to your classification rating.



SHELBY - RISING CITY PUBLIC SCHOOLS [72-0032-000]

District Rating

### Student Achievement and Growth Tenet - Growth

	ELA	Math	Total
# of Eligible Students	134	134	268
# of Students Showing Growth	74	78	152
	Growth Percentage		<b>56.72%</b>

SHELBY - RISING CITY PUBLIC SCHOOLS [72-0032-000]

District Rating

### Student Achievement and Growth Tenet - Non-Proficiency

	2019-2020	2020-2021	2021-2022
# of Eligible ELA & Math Assessments	0	373	400
# of Non-Proficient Scores	0	226	261
% Non-Proficient	0.00%	60.59%	65.25%

Number of School Years Available for Trendline: 2

Non-Proficiency Trendline Slope: **4.66** (lower is better)

Your Non-Proficiency trendline indicates that over the last 2 years, the percentage of ELA and Math assessments scored as non-proficient has been increasing.

SHELBY - RISING CITY PUBLIC SCHOOLS [72-0032-000]

District Rating

### Student Achievement and Growth Tenet - Science Proficiency

	Total
# of Eligible Assessments	86
# of Proficient Assessments	56
% Proficient	<b>65.12%</b>

SHELBY - RISING CITY PUBLIC SCHOOLS [72-0032-000]

District Rating

### Student Achievement and Growth Tenet Rating Adjustment

Indicator	Score	Standardized Score	Weight	Weighted Score	<i>Standardized Score x Weight / Total Weight</i>
Growth	56.72	-0.86	0.65	-0.56	
Non-Proficiency	4.66	-0.58	0.25	-0.15	

Science Status	65.12	-0.05	0.10	0.00
<b>Total</b>			1.00	-0.71

Standardized scores are created using a z-score method based on the mean of all eligible scores for the indicator statewide

Your 2021-2022 Student Achievement & Growth Tenet Score: **-0.71**

Applicable Cut Score for This District: Tenet Score < 0.8

Your Tenet Rating Adjustment: **0**

The rules for the Student Achievement and Growth tenet allow for an upward adjustment to your classification rating, or for no adjustment to take place. Your overall tenet score of -0.71 is below the cut score of 0.80, so this results in no adjustment to your classification rating.

## AQuESTT Classification Details Report 2022

SHELBY - RISING CITY HIGH SCHOOL [72-0032-001]

High School Rating

### Classification - Summary

**Status:** 2

**Participation:** No Adjustment

Tenet Adjustments

**Positive Partnerships, Relationships, and Success:** N/A

**Transitions:** 0

**Educational Opportunities and Access:** 0 *(0 or +1)*

**Postsecondary, Career, and Civic Ready:** N/A

**Student Achievement and Growth:** 0 *(0 or +1)*

**Educator Effectiveness:** N/A

**2019 Evidence-Based Analysis Adjustment:** N/A *(0 or +1)*

**Final Classification:**

**2**  
Good

Ratings Last Updated: 10-10-2022

SHELBY - RISING CITY HIGH SCHOOL [72-0032-001]

High School Rating

### Comprehensive Support and Improvement (CSI)

A school can be designated as CSI if it receives Title I funding and the scores at the school pass through all three stages of the designation filter, or if the school has a 4-year cohort graduation rate less than 67%. Please see <https://aquestt.com/resources/> for additional details of the CSI rules. Districts are not eligible for CSI.

**Furthest Progress in CSI Designation:** None (no Schoolwide or Targeted Title I program or not enough students)

## Targeted Support and Improvement (TSI) and Additional Targeted Support and Improvement (ATSI)

TSI and ATSI designations are made using the same metrics as CSI, but for subgroups of students within a school as opposed to the entire school. TSI subgroups are designated by comparing against the lowest quartile of Title I school scores, while ATSI subgroups are compared against the highest scores of schools designated as CSI. Please see <https://aquestt.com/resources/> for additional details of the TSI and ATSI rules. Districts are not eligible for TSI/ATSI.

<b>Subgroup</b>	<b>TSI/ATSI Status</b>
English Learners	Too few students
Economically Disadvantaged	Not TSI/ATSI
American Indian or Alaska Native	Too few students
Asian	Too few students
Black or African American	Too few students
Hispanic	Too few students
Two Or More Races	Too few students
Native Hawaiian or Other Pacific Islander	Too few students
White	Not TSI/ATSI
Students with Disabilities	Too few students

For more information on Classifications, TSI/ATSI and CSI, please see <https://aquestt.com/resources/>

**Classification - Status Indicator**

	ELA	Math	Total
# of Eligible Assessments	28	28	56
# of Proficient Assessments	19	11	30
	% Proficient		<b>53.57%</b>

Your 2021-2022 Status Score: **53.57%**

Applicable Cut Score for this High School: Status Score > 34 but ≤ 59

Your Status Rating: **2**

**Classification - Participation Indicator**

	ELA	Math	Science	Total
# of Eligible Students	29	29	29	87
# of Participating Students	29	29	29	87
	% Participating			<b>100.00%</b>

Your 2021-2022 Participation Score: **100.00%**

Applicable Cut Score for This High School: Participation Score ≥ 95%

Your Participation Rating Adjustment: **0**



### Transitions Tenet - 4 Year Graduation Indicator

*Note: graduation data is lagged by a year compared to other accountability data, 2020-2021 is the most recent data used in both graduation indicators.*

	<b>Total</b>
# of Eligible Cohort Members	33
# of Cohort Graduates	29
Cohort 4-Year Graduation Rate	<b>87.88%</b>

### Transitions Tenet - Extended 7 Year Graduation Indicator

	<b>Total</b>
# of Eligible Cohort Members	30
# of Cohort Graduates	27
Cohort 7-Year Graduation Rate	<b>90.00%</b>

### Transitions Tenet Rating

Indicator	Score	Weight	Weighted Score	<i>Score x Weight / Total Weight</i>
4 Year Graduation	87.88	0.51	44.82	
Extended 7 Year Graduation	90.00	0.49	44.10	
<b>Total</b>		1.00	88.92	

Your 2021-2022 Transitions Tenet Score: **88.92**



### Educational Opportunities Tenet - Chronic Absenteeism

Note: A chronically absent student is defined as any student absent for 10% or more of the days they were enrolled, who was enrolled for at least 10 days.

# of Eligible Students	107
# Chronically Absent	69
Chronic Absent Rate	<b>64.49%</b>

This indicator's score is the rate of students who are chronically absent in the current year.

### Educational Opportunities Tenet - Progress Towards English Language Proficiency

	<b>Total</b>	
# of Eligible English Learners	4	
# On Track	2	
# Making Partial Progress	1	<i>(count as a half point in the rate calculation)</i>
Rate	<b>N/A*</b>	

\* Due to having less than 10 eligible English Learners with a baseline ELPA21 assessment to compare against, this indicator will not be included in this tenet's score

### Educational Opportunities Tenet Rating Adjustment

Indicator	Score	Standardized Score	Weight	Weighted Score	<i>Standardized Score x Weight / Total Weight</i>
Chronic Absenteeism	64.49	-3.74	0.50	-3.74	
English Learner Progress	N/A	N/A	0	N/A	
<b>Total</b>			0.50	-3.74	

Standardized scores are created using a z-score method based on the mean of all eligible scores for the indicator statewide

Your 2021-2022 Tenet Score: **-3.74**

Applicable Cut Score for This High School: Tenet Score ≤ 1.3

Your Tenet Rating Adjustment: **0**

The rules for the Educational Opportunities and Access tenet allow for an upward adjustment to your classification rating, or for no adjustment to take place. Your overall tenet score of -3.74 is at or below the cut score of 1.30, so this results in no adjustment to your classification rating.



SHELBY - RISING CITY HIGH SCHOOL [72-0032-001]

High School Rating

### Student Achievement and Growth Tenet - Growth

	ELA	Math	Total
# of Eligible Students	0	0	0
# of Students Showing Growth	0	0	0
	Growth Percentage		N/A

SHELBY - RISING CITY HIGH SCHOOL [72-0032-001]

High School Rating

### Student Achievement and Growth Tenet - Non-Proficiency

	2019-2020	2020-2021	2021-2022
# of Eligible ELA & Math Assessments	0	48	56
# of Non-Proficient Scores	0	13	26
% Non-Proficient	0.00%	27.08%	46.43%

Number of School Years Available for Trendline: 2

Non-Proficiency Trendline Slope: **19.35** (lower is better)

Your Non-Proficiency trendline indicates that over the last 2 years, the percentage of ELA and Math assessments scored as non-proficient has been increasing.

SHELBY - RISING CITY HIGH SCHOOL [72-0032-001]

High School Rating

### Student Achievement and Growth Tenet - Science Proficiency

	Total
# of Eligible Assessments	28
# of Proficient Assessments	14
% Proficient	<b>50.00%</b>

SHELBY - RISING CITY HIGH SCHOOL [72-0032-001]

High School Rating

### Student Achievement and Growth Tenet Rating Adjustment

Indicator	Score	Standardized Score	Weight	Weighted Score	<i>Standardized Score x Weight / Total Weight</i>
Growth	N/A	N/A	0	N/A	
Non-Proficiency	19.35	-2.34	0.65	-1.52	

Science Status	50.00	-0.93	0.35	-0.33
<b>Total</b>			1.00	-1.85

Standardized scores are created using a z-score method based on the mean of all eligible scores for the indicator statewide

Your 2021-2022 Student Achievement & Growth Tenet Score: **-1.85**

Applicable Cut Score for This High School: Tenet Score < 1.2

Your Tenet Rating Adjustment: **0**

The rules for the Student Achievement and Growth tenet allow for an upward adjustment to your classification rating, or for no adjustment to take place. Your overall tenet score of -1.85 is below the cut score of 1.20, so this results in no adjustment to your classification rating.

## AQuESTT Classification Details Report 2022

SHELBY - RISING CITY ELEMENTARY SCHOOL [72-0032-002]

Elementary School Rating

### Classification - Summary

**Status:** 2

**Participation:** No Adjustment

Tenet Adjustments

**Positive Partnerships, Relationships, and Success:** N/A

**Transitions:** N/A

**Educational Opportunities and Access:** 0 (0 or +1)

**Postsecondary, Career, and Civic Ready:** N/A

**Student Achievement and Growth:** 0 (0 or +1)

**Educator Effectiveness:** N/A

**2019 Evidence-Based Analysis Adjustment:** N/A (0 or +1)

**Final Classification:**

**2**  
**Good**

Ratings Last Updated: 09-26-2022

SHELBY - RISING CITY ELEMENTARY SCHOOL [72-0032-002]

Elementary School Rating

### Comprehensive Support and Improvement (CSI)

A school can be designated as CSI if it receives Title I funding and the scores at the school pass through all three stages of the designation filter, or if the school has a 4-year cohort graduation rate less than 67%. Please see <https://aquestt.com/resources/> for additional details of the CSI rules. Districts are not eligible for CSI.

**Furthest Progress in CSI Designation:** Stage 0

Stage 0:	All schools with Schoolwide or Targeted Title I programs in the classification school year
Stage 1:	Title I elementary/middle schools with scores in the lowest quartile of either the Status or English Learner Progress indicators
Stage 2:	Stage 1 schools with scores in the lowest quartile of either the Growth, or Non-Proficiency indicators
Stage 3:	Stage 2 schools with the highest Chronic Absenteeism rates

## Targeted Support and Improvement (TSI) and Additional Targeted Support and Improvement (ATSI)

TSI and ATSI designations are made using the same metrics as CSI, but for subgroups of students within a school as opposed to the entire school. TSI subgroups are designated by comparing against the lowest quartile of Title I school scores, while ATSI subgroups are compared against the highest scores of schools designated as CSI. Please see <https://aquestt.com/resources/> for additional details of the TSI and ATSI rules. Districts are not eligible for TSI/ATSI.

<b>Subgroup</b>	<b>TSI/ATSI Status</b>
English Learners	Too few students
Economically Disadvantaged	Not TSI/ATSI
American Indian or Alaska Native	Too few students
Asian	Too few students
Black or African American	Too few students
Hispanic	Designated as ATSI (Designated in 2022)
Two Or More Races	Too few students
Native Hawaiian or Other Pacific Islander	Too few students
White	Not TSI/ATSI
Students with Disabilities	Not TSI/ATSI

For more information on Classifications, TSI/ATSI and CSI, please see <https://aquestt.com/resources/>

**Classification - Status Indicator**

	ELA	Math	Total
# of Eligible Assessments	84	84	168
# of Proficient Assessments	40	24	64
	% Proficient		<b>38.10%</b>

Your 2021-2022 Status Score: **38.10%**

Applicable Cut Score for this Elementary School: Status Score > 34 but ≤ 54

Your Status Rating: **2**

**Classification - Participation Indicator**

	ELA	Math	Science	Total
# of Eligible Students	89	89	29	207
# of Participating Students	89	89	29	207
	% Participating			<b>100.00%</b>

Your 2021-2022 Participation Score: **100.00%**

Applicable Cut Score for This Elementary School: Participation Score ≥ 95%

Your Participation Rating Adjustment: **0**



### Transitions Tenet - 4 Year Graduation Indicator

*Note: graduation data is lagged by a year compared to other accountability data, 2020-2021 is the most recent data used in both graduation indicators.*

	Total
# of Eligible Cohort Members	N/A
# of Cohort Graduates	N/A
Cohort 4-Year Graduation Rate	N/A

### Transitions Tenet - Extended 7 Year Graduation Indicator

	Total
# of Eligible Cohort Members	N/A
# of Cohort Graduates	N/A
Cohort 7-Year Graduation Rate	N/A

### Transitions Tenet Rating

Indicator	Score	Weight	Weighted Score	<i>Score x Weight / Total Weight</i>
4 Year Graduation	N/A	0	N/A	
Extended 7 Year Graduation	N/A	0	N/A	
<b>Total</b>		0.00	N/A	

Your 2021-2022 Transitions Tenet Score: **N/A**



### Educational Opportunities Tenet - Chronic Absenteeism

Note: A chronically absent student is defined as any student absent for 10% or more of the days they were enrolled, who was enrolled for at least 10 days.

# of Eligible Students	211
# Chronically Absent	30
Chronic Absent Rate	<b>14.22%</b>

This indicator's score is the rate of students who are chronically absent in the current year.

### Educational Opportunities Tenet - Progress Towards English Language Proficiency

	<b>Total</b>	
# of Eligible English Learners	16	
# On Track	3	
# Making Partial Progress	5	<i>(count as a half point in the rate calculation)</i>
Rate	<b>34.38%</b>	

### Educational Opportunities Tenet Rating Adjustment

Indicator	Score	Standardized Score	Weight	Weighted Score	<i>Standardized Score x Weight / Total Weight</i>
Chronic Absenteeism	14.22	0.33	0.50	0.16	
English Learner Progress	34.38	-0.47	0.50	-0.23	
<b>Total</b>			1.00	-0.07	

Standardized scores are created using a z-score method based on the mean of all eligible scores for the indicator statewide

Your 2021-2022 Tenet Score: **-0.07**

Applicable Cut Score for This Elementary School: Tenet Score ≤ 1.0

Your Tenet Rating Adjustment: **0**

The rules for the Educational Opportunities and Access tenet allow for an upward adjustment to your classification rating, or for no adjustment to take place. Your overall tenet score of -0.07 is at or below the cut score of 1.00, so this results in no adjustment to your classification rating.



### Student Achievement and Growth Tenet - Growth

	ELA	Math	Total
# of Eligible Students	53	53	106
# of Students Showing Growth	28	37	65
	Growth Percentage		<b>61.32%</b>

### Student Achievement and Growth Tenet - Non-Proficiency

	2019-2020	2020-2021	2021-2022
# of Eligible ELA & Math Assessments	0	150	168
# of Non-Proficient Scores	0	89	104
% Non-Proficient	0.00%	59.33%	61.90%

Number of School Years Available for Trendline: 2

Non-Proficiency Trendline Slope: **2.57** (lower is better)

Your Non-Proficiency trendline indicates that over the last 2 years, the percentage of ELA and Math assessments scored as non-proficient has been increasing.

### Student Achievement and Growth Tenet - Science Proficiency

	Total
# of Eligible Assessments	28
# of Proficient Assessments	20
% Proficient	<b>71.43%</b>

### Student Achievement and Growth Tenet Rating Adjustment

Indicator	Score	Standardized Score	Weight	Weighted Score	<i>Standardized Score x Weight / Total Weight</i>
Growth	61.32	-0.37	0.65	-0.24	
Non-Proficiency	2.57	-0.33	0.25	-0.08	

Science Status	71.43	0.32	0.10	0.03
<b>Total</b>			1.00	-0.29

Standardized scores are created using a z-score method based on the mean of all eligible scores for the indicator statewide

Your 2021-2022 Student Achievement & Growth Tenet Score: **-0.29**

Applicable Cut Score for This Elementary School: Tenet Score < 1.0

Your Tenet Rating Adjustment: **0**

The rules for the Student Achievement and Growth tenet allow for an upward adjustment to your classification rating, or for no adjustment to take place. Your overall tenet score of -0.29 is below the cut score of 1.00, so this results in no adjustment to your classification rating.

## AQuESTT Classification Details Report 2022

SHELBY - RISING CITY MIDDLE SCHOOL [72-0032-003]

Middle School Rating

### Classification - Summary

**Status:** 1

**Participation:** No Adjustment

Tenet Adjustments

**Positive Partnerships, Relationships, and Success:** N/A

**Transitions:** N/A

**Educational Opportunities and Access:** 0 *(0 or +1)*

**Postsecondary, Career, and Civic Ready:** N/A

**Student Achievement and Growth:** 0 *(0 or +1)*

**Educator Effectiveness:** N/A

**2019 Evidence-Based Analysis Adjustment:** N/A *(0 or +1)*

**Final Classification:**

**1**  
Needs Support  
To Improve

Ratings Last Updated: 09-26-2022

SHELBY - RISING CITY MIDDLE SCHOOL [72-0032-003]

Middle School Rating

### Comprehensive Support and Improvement (CSI)

A school can be designated as CSI if it receives Title I funding and the scores at the school pass through all three stages of the designation filter, or if the school has a 4-year cohort graduation rate less than 67%. Please see <https://aquestt.com/resources/> for additional details of the CSI rules. Districts are not eligible for CSI.

**Furthest Progress in CSI Designation:** None (no Schoolwide or Targeted Title I program or not enough students)

## Targeted Support and Improvement (TSI) and Additional Targeted Support and Improvement (ATSI)

TSI and ATSI designations are made using the same metrics as CSI, but for subgroups of students within a school as opposed to the entire school. TSI subgroups are designated by comparing against the lowest quartile of Title I school scores, while ATSI subgroups are compared against the highest scores of schools designated as CSI. Please see <https://aquestt.com/resources/> for additional details of the TSI and ATSI rules. Districts are not eligible for TSI/ATSI.

<b>Subgroup</b>	<b>TSI/ATSI Status</b>
English Learners	Too few students
Economically Disadvantaged	Designated as ATSI (Designated in 2022)
American Indian or Alaska Native	Too few students
Asian	Too few students
Black or African American	Too few students
Hispanic	Designated as ATSI (Designated in 2022)
Two Or More Races	Too few students
Native Hawaiian or Other Pacific Islander	Too few students
White	Designated as ATSI (Designated in 2022)
Students with Disabilities	Too few students

For more information on Classifications, TSI/ATSI and CSI, please see <https://aquestt.com/resources/>

**Classification - Status Indicator**

	ELA	Math	Total
# of Eligible Assessments	88	88	176
# of Proficient Assessments	29	16	45
	% Proficient		<b>25.57%</b>

Your 2021-2022 Status Score: **25.57%**

Applicable Cut Score for this Middle School: Status Score ≤ 32

Your Status Rating: **1**

**Classification - Participation Indicator**

	ELA	Math	Science	Total
# of Eligible Students	90	90	31	211
# of Participating Students	90	90	31	211
	% Participating			<b>100.00%</b>

Your 2021-2022 Participation Score: **100.00%**

Applicable Cut Score for This Middle School: Participation Score ≥ 95%

Your Participation Rating Adjustment: **0**



### Transitions Tenet - 4 Year Graduation Indicator

*Note: graduation data is lagged by a year compared to other accountability data, 2020-2021 is the most recent data used in both graduation indicators.*

	<b>Total</b>
# of Eligible Cohort Members	N/A
# of Cohort Graduates	N/A
Cohort 4-Year Graduation Rate	N/A

### Transitions Tenet - Extended 7 Year Graduation Indicator

	<b>Total</b>
# of Eligible Cohort Members	N/A
# of Cohort Graduates	N/A
Cohort 7-Year Graduation Rate	N/A

### Transitions Tenet Rating

Indicator	Score	Weight	Weighted Score	<i>Score x Weight / Total Weight</i>
4 Year Graduation	N/A	0	N/A	
Extended 7 Year Graduation	N/A	0	N/A	
<b>Total</b>		0.00	N/A	

Your 2021-2022 Transitions Tenet Score: **N/A**



## Educational Opportunities and Access

SHELBY - RISING CITY MIDDLE SCHOOL [72-0032-003]

Middle School Rating

### Educational Opportunities Tenet - Chronic Absenteeism

Note: A chronically absent student is defined as any student absent for 10% or more of the days they were enrolled, who was enrolled for at least 10 days.

# of Eligible Students	96
# Chronically Absent	28
Chronic Absent Rate	29.17%

This indicator's score is the rate of students who are chronically absent in the current year.

SHELBY - RISING CITY MIDDLE SCHOOL [72-0032-003]

Middle School Rating

### Educational Opportunities Tenet - Progress Towards English Language Proficiency

	<b>Total</b>	
# of Eligible English Learners	4	
# On Track	1	
# Making Partial Progress	1	(count as a half point in the rate calculation)
Rate	N/A*	

\* Due to having less than 10 eligible English Learners with a baseline ELPA21 assessment to compare against, this indicator will not be included in this tenet's score

SHELBY - RISING CITY MIDDLE SCHOOL [72-0032-003]

Middle School Rating

### Educational Opportunities Tenet Rating Adjustment

Indicator	Score	Standardized Score	Weight	Weighted Score	Standardized Score x Weight / Total Weight
Chronic Absenteeism	29.17	-0.88	0.50	-0.88	
English Learner Progress	N/A	N/A	0	N/A	
<b>Total</b>			0.50	-0.88	

Standardized scores are created using a z-score method based on the mean of all eligible scores for the indicator statewide

Your 2021-2022 Tenet Score: **-0.88**

Applicable Cut Score for This Middle School: Tenet Score  $\leq$  1.0

Your Tenet Rating Adjustment: **0**

The rules for the Educational Opportunities and Access tenet allow for an upward adjustment to your classification rating, or for no adjustment to take place. Your overall tenet score of -0.88 is at or below the cut score of 1.00, so this results in no adjustment to your classification rating.



### Student Achievement and Growth Tenet - Growth

	ELA	Math	Total
# of Eligible Students	81	81	162
# of Students Showing Growth	46	41	87
	Growth Percentage		<b>53.70%</b>

### Student Achievement and Growth Tenet - Non-Proficiency

	2019-2020	2020-2021	2021-2022
# of Eligible ELA & Math Assessments	0	175	176
# of Non-Proficient Scores	0	124	131
% Non-Proficient	0.00%	70.86%	74.43%

Number of School Years Available for Trendline: 2

Non-Proficiency Trendline Slope: **3.57** (lower is better)

Your Non-Proficiency trendline indicates that over the last 2 years, the percentage of ELA and Math assessments scored as non-proficient has been increasing.

### Student Achievement and Growth Tenet - Science Proficiency

	Total
# of Eligible Assessments	30
# of Proficient Assessments	22
% Proficient	<b>73.33%</b>

### Student Achievement and Growth Tenet Rating Adjustment

Indicator	Score	Standardized Score	Weight	Weighted Score	<i>Standardized Score x Weight / Total Weight</i>
Growth	53.70	-1.18	0.65	-0.77	
Non-Proficiency	3.57	-0.45	0.25	-0.11	

Science Status	73.33	0.43	0.10	0.04
<b>Total</b>			1.00	-0.84

*Standardized scores are created using a z-score method based on the mean of all eligible scores for the indicator statewide*

Your 2021-2022 Student Achievement & Growth Tenet Score: **-0.84**

Applicable Cut Score for This Middle School: Tenet Score < 1.0

Your Tenet Rating Adjustment: **0**

The rules for the Student Achievement and Growth tenet allow for an upward adjustment to your classification rating, or for no adjustment to take place. Your overall tenet score of -0.84 is below the cut score of 1.00, so this results in no adjustment to your classification rating.

# **SHELBY-RISING CITY PUBLIC SCHOOLS**

## **RULE 10 SAFETY REVIEW**

**NOVEMBER 30, 2022**

**Conducted by:**

**Mike Williams  
708 12th Ave.  
Franklin, NE 68939  
(402) 710-3784**

**Rule 10 Safety Review**  
**Shelby-Rising City Public Schools**  
 November 30, 2022

**I. Teams, Plans, & Policies**

<b>Assessment Area</b>	<b>Yes</b>	<b>No</b>	<b>Comments</b>
The District has a Crisis Team	X		The Crisis Team is comprised of the district administrator's, both counselors, and one classroom teacher from the elementary, middle, and high schools.
The District has a Crisis Plan.	X		The District has a well-organized Crisis Plan. In addition, the District is finalizing their Emergency Operations Plan (EOP), which is a more detailed document.
Roles for the Crisis Team members are clearly defined.	X		A Board policy (#508.05) exists that addresses Crisis Team duties, though these roles will be more clearly defined as the EOP is finalized.
The District has a Safety Team.	X		The Safety Team is comprised of the district administrators, and maintenance/custodial staff. The team meets at least once each semester. The superintendent did discuss meeting on more regular basis.
There is a First Responder Team for the building(s).	X		The First Responder Team is comprised of the staff members who are certified EMT's, the district administrators, and the school nurse.
The administration consulted with outside agencies (e.g., law enforcement, fire marshall, emergency management) in the development of the Crisis Plan.	X		The District consulted with the Polk and Butler Counties Sheriff's Offices and the local EMS in developing the Crisis Plan and EOP.
The District is/has participated in Emergency Operations Planning being promoted by NDE.		X	The District will be participating in EOP training I and it is already scheduled for June 2023.
Procedures are in place for addressing the aftermath of a crisis (e.g., grief and loss counseling, support groups, memorials).	X		The Crisis Plan outlines procedures to be used in the aftermath of a crisis.
Procedures for dealing with law enforcement are defined (e.g., questioning, child neglect, board policy).	X		Board policies #504.16 and #504.17 dictate how the District will work with law enforcement and students and families in these situations.
Procedures for dealing with the media are defined.	X		The Superintendent serves as the spokesperson for the District. Procedures for dealing with the media are outlined in the Crisis Plan and also found in the Emergency Operations Plan.

Assessment Area	Yes	No	Comments
Procedures are in place for search and seizure.	X		This information can be found in Board policy (#504.16), and is also included in the student handbook. Scope of searches include school property such as computer equipment, lockers, and cars parked on school property.
The District has a plan to deal with threats (e.g., bomb threat, physical threat).	X		The Crisis Plan and Emergency Operations Plan include information on these scenarios. Secretarial staff have a checklist to guide their responses in the event they receive a bomb threat via a phone call.
A Resource Officer is assigned to the school.		X	Unnecessary for a school district Shelby-Rising City's size.
Procedures are in place to deal with suicide.	X		Suicide information is found in the Crisis Plan and Emergency Operations Plan. Staff members receive the required annual suicide awareness training.
Data is maintained by the school on discipline issues, weapons, and violent behavior.	X		The data is maintained on the PowerSchool disciplinary log, as well as in hard copy student discipline files.
The District conducts both debriefing and regular meetings of the Crisis Team and Safety Team. Records are kept of these meetings.	X		Regular meetings of both the Crisis Team and Safety Team are held once each semester. Minutes are kept of these meetings.
Procedures are in place for staff to monitor student arrival, departure, and passing in the halls.	X		Staff is present at the time of student arrival and departure. A designated area exists for District transportation vehicle use.
Friends, relatives, or non-custodial parents must have written permission to pick up students from school.	X		The District asks for prior approval of 24-hours before the student pick-up.
Visitors are required to sign-in.	X		Visitors are required to sign in as they enter the main office area.
Proper identification is required for visitors (e.g., badge)	X		Visitors are required to wear an identification sticker while in the building or on school grounds.
Proper identification is required for staff members (e.g., badge)	X		Staff members are required to wear identification badges. The Superintendent felt that the District staff does a good job with this.
The District is aware of State identified sex offenders/predators.	X		The District Administrators are charge of monitoring these individuals.
The school has a dress code or uniforms are required.	X		The dress code is found in the Student Handbook, and in Board policy (#504.06).
The District has a policy to deal with bullying.	X		Bullying information is found in Board policy (#504.20) and in the Student Handbook. The Board policy is reviewed annually.

Assessment Area	Yes	No	Comments
The District has a policy to deal with dating violence.	X		Dating violence information is found in Board policy (#504.21) and in the Student Handbook. The Board policy is reviewed annually.
A procedure is in place for students, staff, and parents to express their concerns.	X		Every attempt to informally address all complaints is made prior to a more formalized manner. Board policy (#403.05 and #1005.01) does exist for students and the public to formally express their concerns. A Board policy (#402.05) exists for staff members to file a grievance.
Board policies were updated to reflect the new requirements for the Title IX complaint process.	X		Board policy (#404.12) was updated and roles necessary for these updates have been determined. All District handbooks have also been updated to reflect the new requirements.

## II. Drills

Emergency drills (i.e., lockdown, secure, evacuation, freeze/hold) are routinely practiced.	X		The District does practice all of the drills listed in the Crisis Plan and EOP. All State required drills are conducted in accordance with regulations or statutes.
Fire and tornado drills are conducted according to State statute or regulation.	X		Fire drills are held each month throughout the school year. One of the two tornado drills is held in the Fall of the year.
Bus evacuation drills are held according to State statute or regulation.	X		One drill is held each semester as required by State statute or regulation.

## III. Facilities

Blueprints of the school are readily available if needed.	X		"Footprints" of the educational facility are found in the classrooms. A set of these "footprints" will be made available to local EMS and law enforcement agencies. A full set of blueprints is located in the Maintenance/Custodial office.
Safety Data Sheets (SDS) are readily available.	X		A binder is available in the science and custodial areas. A thorough inventory and subsequent disposal of out of date chemicals has recently been completed.
Playground equipment is checked periodically for hazards.	X		The playground equipment is inspected at the beginning of the year, and during the school year any maintenance is conducted when the elementary staff reports any needs.
Retractable backboard units have secondary security mechanisms.	X		All retractable backboards that require secondary security measures have them.

Assessment Area	Yes	No	Comments
Interior and exterior doors are numbered or identifiable.	X		Interior doors are numbered and are visible from the hallways. Exterior doors are numbered on the outside of the doors. It could be a good idea to also identify these doors from the inside as well. In times of "panic" people do not always remember what their room number is and exit doors that may be near their room.
Unused areas of the school can be closed off during activities.	X		Locked doors prevent other areas of the school in the new section to be accessed. In the older portion of the building, portable gates are used for this purpose.
Fire extinguishers have received their required annual inspections by an outside company, and monthly inspections are conducted by District personnel.	X		The annual inspection has been conducted. Monthly inspections are conducted but are not always documented on the extinguisher.
Fire exit signage is operational.	X		All observed signage was operational.
Emergency routing is posted in all classrooms.	X		Emergency routing was consistently located on the interior doorway area of classrooms.
Procedures are in place for securing the building(s).	X		All entrances to the building are locked. The public entrance can be remotely unlocked. This door has audio and video capability.
The facilities are monitored by an after-hours security alarm system.		X	
The District has surveillance cameras in use; remote access is available.	X		The District has a system of interior and exterior cameras. Remote, administrative access is available.
There is controlled entry and access to classrooms.	X		The majority of the classroom doors were found to be locked and closed.
Appropriate exterior lighting is provided for all gates, doors, and parking lots.	X		The Superintendent felt that there presently is adequate lighting.
Visual surveillance is possible from the school.	X		Surveillance is possible from the classrooms. These windows have blinds that can be used when deemed necessary.
Procedures for dealing with hazardous materials are in place (e.g., cleaning chemicals, science chemicals).	X		Information on hazardous chemical spills can be found in the Crisis Plan and Emergency Operations Plan. The storage areas for chemicals in the science and custodial areas were locked. The chemicals were in a fire-proof container, but these containers should also be locked.

#### IV. Communication

Assessment Area	Yes	No	Comments
A direct system of communication is in place for communicating crisis scenarios.	X		The District uses of the Standard Response Protocol directives for communicating crisis scenarios.
There is two-way communication between the offices and all classrooms.	X		A phone system is used for communication between the offices and classrooms. An intercom system is used to communicate to common areas such as hallways and gyms.
Signs are posted for visitors to report to the office upon entering the building.	X		There was signage requiring visitors to report to the office.
The District has a plan to inform parents of a crisis situation.	X		Administratively approved information would be shared using the Aptegy app.
Procedures are in place to inform the community of a crisis.	X		See previous assessment area.
The District has a plan to inform parents of inclement weather.	X		The District uses the Aptegy app that makes information is available by text, phone, and/or email. WeatherThreat is also used to inform local media outlets.

#### V. Health/First Aid

First aid kits are available to staff as needed.	X		First aid kits are found in all transportation vehicles operated by the District. Kits are also present in the shop areas, the science classroom, etc. Each classroom also has mini-kits.
The District employs a school nurse.	X		The District employs a full-time nurse.
AED units are present in the educational facility as well as outdoor venues.		X	One unit is available in the educational facility near the office area. A second, portable unit is available in the gym area, but it is not used at the outdoor venues.

#### VI. Transportation

The District has adopted a Safe Pupil Transportation Plan.	X		The Safe Pupil Transportation Plan is addressed in Board policy (#801.04).
The District buses are GPS equipped.	X		GPS is provided through the bus driver's cell phones.
The District has surveillance cameras on the buses.	X		All buses have cameras at the front of, the back of the buses, or both.

#### VII. Pandemic

Daily temperature monitoring is being conducted for both students and staff.			N/A
An isolation area is available for students that develop flu-like symptoms during the school day.			N/A

Assessment Area	Yes	No	Comments
There is consistent use of masks/face coverings by students and staff.			N/A
Hand sanitizer is available in every classroom.			N/A
Routine handwashing is promoted.			N/A
Touchless faucets, soap dispensers, and paper towel dispensers are in restrooms and classroom sinks where present.			N/A
Student spacing is promoted in common areas.			N/A
Student spacing is promoted in classroom areas.			N/A
Enhanced custodial practices are being employed.			N/A

### **GENERAL OBSERVATIONS**

1. The District has a well-organized Crisis Plan and is finalizing their Emergency Operations Plan.
2. District policy and handbooks have been updated to reflect Title IX revisions.
3. The District conducts all drills associated with the Standard Response Protocol, and required by State regulation or statute.
4. Emergency exiting signage was found consistently located at the doorway area of each classroom. Standard Response Protocol directives were also prominently displayed.
5. A folder with current, updated SDS (Safety Data Sheets) is being maintained by the custodial staff, and science teacher.
6. Utility shutoffs are known by the custodial staff.
7. All visitors are required to sign-in and wear identification stickers.

### **RECOMMENDATIONS**

1. Regular meetings of the Crisis Team and Safety Team could be held. A review checklist for safety walk-throughs has been provided to the District as a template for future use.
2. Monthly fire extinguisher inspections should be documented on the tag on each extinguisher.
3. Identifying interior and exterior doors from the inside could be useful. In a stress situation, people don't always remember basic information, so these aids can be helpful.

## MONTHLY INTERNAL WALK-THROUGH

School District Name ARCADIA PUBLIC SCHOOLS

Date of Walk-Through \_\_\_\_\_

Instructions: These checklists are being presented in order to provide safety committees with appropriate guidelines for their inspection activities. All "NO" items should be explained and/or pertinent recommendations made on a separate, attached page.

### SECTION I: FLOORS, HALLWAYS AND EXITS

- |   |     |    |     |
|---|-----|----|-----|
| 1. Floors are in good condition with no slip, trip and fall hazards?      | YES | NO | N/A |
| 2. Housekeeping is adequate. Halls, stairways and exits are not blocked?  | YES | NO | N/A |
| 3. Door mats provided by doorways to collect dirt, water, slush and snow? | YES | NO | N/A |
| 4. Doors are in working order and glass doors are made of safety glass?   | YES | NO | N/A |
| 5. Aisles are unobstructed and sufficiently wide for clear passage?       | YES | NO | N/A |

### SECTION II: CLASSROOMS

- |  |     |    |     |
|--|-----|----|-----|
| 1. Housekeeping is adequate?                         | YES | NO | N/A |
| 2. Desks, chairs and tables are in good repair?      | YES | NO | N/A |
| 3. Adequate aisle space is provided for quick exits? | YES | NO | N/A |
| 4. Floors are in good condition and not slippery?    | YES | NO | N/A |
| 5. Storage and shelving adequate for needs?          | YES | NO | N/A |
| 6. Are potential hazards observable?                 | YES | NO | N/A |

### SECTION III: EXITS AND EMERGENCY PREPAREDNESS

- |   |     |    |     |
|---|-----|----|-----|
| 1. Emergency and exit lighting is operational?                                    | YES | NO | N/A |
| 2. Exterior exit surfaces clear for prompt exit?                                  | YES | NO | N/A |
| 3. Written and posted emergency evacuation plan with exit map for all areas.      | YES | NO | N/A |
| 4. Evacuation drills conducted at least once per year for other than fire drills. | YES | NO | N/A |

#### **SECTION IV: FIRE SAFETY**

- |  |     |    |     |
|--|-----|----|-----|
| 1. Flammable/Combustible liquids are stored properly?  | YES | NO | N/A |
| 2. Fire doors are not tied or blocked?   | YES | NO | N/A |
| 3. Fire extinguishers are provided/assessable and properly maintained.   | YES | NO | N/A |
| 4. Fire drills are performed as required?  | YES | NO | N/A |
| 5. Fire sprinkler heads have a minimum of eighteen inches of clearance from any stored materials or equipment?   | YES | NO | N/A |
| 6. Monthly fire panel inspections are performed and logged by Custodial personnel? Inspection log kept in panel? | YES | NO | N/A |

#### **SECTION V: KITCHENS AND CAFETERIAS**

- |   |     |    |     |
|---|-----|----|-----|
| 1. Kitchen floors are constructed of skid-resistant surface material and/or non-slip mats being provided? | YES | NO | N/A |
| 2. Slicers and other equipment adequately guarded?  | YES | NO | N/A |
| 3. Loading docks are free of slip, trip and fall hazards?   | YES | NO | N/A |
| 4. Cafeteria tables, chairs and stools are sturdy and without rough edges or loose hardware?              | YES | NO | N/A |

#### **SECTION VI: OFFICE SAFETY**

- |  |     |    |     |
|--|-----|----|-----|
| 1. Cords for the offices equipment do not create a tripping hazard?                                      | YES | NO | N/A |
| 2. Storage in file cabinets is such that lower drawers are the heaviest?                                 | YES | NO | N/A |
| 3. Office workers are familiar with both the main and secondary exit routes from the building?           | YES | NO | N/A |
| 4. Chairs and desks are arranged so that work is being performed at the appropriate eye and wrist level? | YES | NO | N/A |

#### **SECTION VII: ELECTRICAL AND HVAC**

- |  |     |    |     |
|--|-----|----|-----|
| 1. Heating, air conditioning and electrical room is kept locked?                       | YES | NO | N/A |
| 2. Use of extension cords is minimized?  | YES | NO | N/A |
| 3. Heating air conditioning and electrical systems are cleaned and serviced regularly? | YES | NO | N/A |

### **SECTION VIII: SECURITY**

- |  |     |    |     |
|--|-----|----|-----|
| 1. Adequate exterior lighting is provided, including week-ends, on all doors and parking lots? | YES | NO | N/A |
| 2. Selected lights are kept on inside the buildings during after hours and on week-ends?       | YES | NO | N/A |
| 3. Security cameras are in good condition and visually covers the areas needed properly?       | YES | NO | N/A |

### **SECTION IX: PLAYGROUNDS**

- |  |     |    |     |
|--|-----|----|-----|
| 1. Equipment and surfacing materials are visually checked for hazards before each day? | YES | NO | N/A |
| 2. The playground supervisor has a first-aid kit available for use?                    | YES | NO | N/A |
| 3. The playground supervisor has a means of alerting others?                           | YES | NO | N/A |

### **SECTION X: TRANSPORTATION**

- |  |     |    |     |
|--|-----|----|-----|
| 1. All route drivers have been trained in accident reporting and other emergency procedures? | YES | NO | N/A |
| 2. All route drivers hold the appropriate driver's license certification?                    | YES | NO | N/A |

### **SECTION XI: ATHLETIC DEPARTMENT**

- |   |     |    |     |
|---|-----|----|-----|
| 1. Coaches and physical education instructors are required to assign students to tasks which are within their abilities, experience, size and physical condition. | YES | NO | N/A |
| 2. Safety rules are reviewed with participants prior to activities? rules are posted conspicuously and on the proper equipment?                                   | YES | NO | N/A |
| 3. Medical exams, including a medical history are on record before a student may participate in school sporting events (practice or games)?                       | YES | NO | N/A |
| 4. Physical forms and parental release forms are carried with the event supervisor at all times?  | YES | NO | N/A |

**SAFETY RECOMMENDATIONS**

---

---

---

---

---

---

---

Signature of individual performing the Walk Through

---

Blue - Repair  
Pink - Crack  
Yellow - new

# PROPOSAL

## IP Camera Additions

### Shelby-Rising City Public Schools

650 North Walnut Street  
Shelby, NE 68662

Revision: 0  
Modified: 11/16/2022





Presented By:

### Electronic Engineering Co.



1100 Keo Way  
Des Moines, Ia 50309  
515-283-1100  
[www.eEngineering.com](http://www.eEngineering.com)





**Archiver: Commons East**

		Equipment	Labor
	1 <b>Axis M3085-V</b> 2MP Ultra-compact, indoor fixed mini dome with Deep Learning Processing Unit (DLPU)	\$449.00	\$736.25*
	300 EECO CAT6 + Installation CAT 6 Cable		
<b>Archiver: Commons East Total</b>		<b>\$449.00</b>	<b>\$736.25</b>

**Archiver: Hallway - Faculty RR to RM 501**

		Equipment	Labor
	1 <b>Axis M3085-V</b> 2MP Ultra-compact, indoor fixed mini dome with Deep Learning Processing Unit (DLPU)	\$449.00	\$736.25*
	300 EECO CAT6 + Installation CAT 6 Cable		
<b>Archiver: Hallway - Faculty RR to RM 501 Total</b>		<b>\$449.00</b>	<b>\$736.25</b>



**Archiver: Hallway - AD to Room 105**

		Equipment	Labor
	1 <b>Axis M3085-V</b> 2MP Ultra-compact, indoor fixed mini dome with Deep Learning Processing Unit (DLPU)	\$449.00	\$736.25*
	300 EECO CAT6 + Installation CAT 6 Cable		
<b>Archiver: Hallway - AD to Room 105 Total</b>		<b>\$449.00</b>	<b>\$736.25</b>



\* Price Includes Accessories

**IP Camera Additions**



### Archiver: Hallway - AD to Mrs Voss Office

		Equipment	Labor
	1 <b>Axis M3085-V</b> 2MP Ultra-compact, indoor fixed mini dome with Deep Learning Processing Unit (DLPU)	\$449.00	\$736.25*
	300 EECO CAT6 + Installation CAT 6 Cable		
<b>Archiver: Hallway - AD to Mrs Voss Office Total</b>		<b>\$449.00</b>	<b>\$736.25</b>

### Archiver: Library by Outside Window

		Equipment	Labor
	1 <b>Axis M3085-V</b> 2MP Ultra-compact, indoor fixed mini dome with Deep Learning Processing Unit (DLPU)	\$449.00	\$736.25*
	300 EECO CAT6 + Installation CAT 6 Cable		
<b>Archiver: Library by Outside Window Total</b>		<b>\$449.00</b>	<b>\$736.25</b>



### Archiver: Lockers - 206 by Math

		Equipment	Labor
	1 <b>Axis M3085-V</b> 2MP Ultra-compact, indoor fixed mini dome with Deep Learning Processing Unit (DLPU)	\$449.00	\$736.25*
	300 EECO CAT6 + Installation CAT 6 Cable		
<b>Archiver: Lockers - 206 by Math Total</b>		<b>\$449.00</b>	<b>\$736.25</b>



\* Price Includes Accessories

### IP Camera Additions



### Archiver: Main Office

		Equipment	Labor
	1 <b>Axis M3085-V</b> 2MP Ultra-compact, indoor fixed mini dome with Deep Learning Processing Unit (DLPU)	\$449.00	\$736.25*
	300 EECO CAT6 + Installation CAT 6 Cable		
<b>Archiver: Main Office Total</b>		<b>\$449.00</b>	<b>\$736.25</b>

### Archiver: Door 15 - Inside

		Equipment	Labor
	1 <b>Axis M3085-V</b> 2MP Ultra-compact, indoor fixed mini dome with Deep Learning Processing Unit (DLPU)	\$449.00	\$736.25*
	300 EECO CAT6 + Installation CAT 6 Cable		
<b>Archiver: Door 15 - Inside Total</b>		<b>\$449.00</b>	<b>\$736.25</b>



### Archiver: Outside - Back to Library

		Equipment	Labor
	1 <b>Axis Communications P1467-LE</b> P1467-LE Bullet Camera	\$999.00	\$861.25*
	300 EECO CAT6 + Installation CAT 6 Cable		
<b>Archiver: Outside - Back to Library Total</b>		<b>\$999.00</b>	<b>\$861.25</b>



\* Price Includes Accessories

### IP Camera Additions

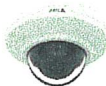

### Archiver: Outside - North Driveway

		Equipment	Labor
	1 <b>Axis Communications P1467-LE</b> P1467-LE Bullet Camera	\$999.00	\$861.25*
	300 EECO CAT6 + Installation CAT 6 Cable		
<b>Archiver: Outside - North Driveway Total</b>		<b>\$999.00</b>	<b>\$861.25</b>

### Archiver: Door 15 - Outside

		Equipment	Labor
	1 <b>Axis Communications P1467-LE</b> P1467-LE Bullet Camera	\$999.00	\$861.25*
	300 EECO CAT6 + Installation CAT 6 Cable		
<b>Archiver: Door 15 - Outside Total</b>		<b>\$999.00</b>	<b>\$861.25</b>



### Archiver: Gym-West

		Equipment	Labor
	1 <b>Axis M3085-V</b> 2MP Ultra-compact, indoor fixed mini dome with Deep Learning Processing Unit (DLPU)	\$449.00	\$736.25*
	300 EECO CAT6 + Installation CAT 6 Cable		
<b>Archiver: Gym-West Total</b>		<b>\$449.00</b>	<b>\$736.25</b>



\* Price Includes Accessories

### IP Camera Additions


## Archiver: Hallway - Middle School to Library

			Equipment	Labor
1		<b>Axis M3085-V</b> 2MP Ultra-compact, indoor fixed mini dome with Deep Learning Processing Unit (DLPU)	\$449.00	\$736.25*
		300 EECO CAT6 + Installation CAT 6 Cable		
<b>Archiver: Hallway - Middle School to Library Total</b>			<b>\$449.00</b>	<b>\$736.25</b>

## Archiver: Downstairs North Hall

			Equipment	Labor
1		<b>Axis M3085-V</b> 2MP Ultra-compact, indoor fixed mini dome with Deep Learning Processing Unit (DLPU)	\$449.00	\$736.25*
		300 EECO CAT6 + Installation CAT 6 Cable		
<b>Archiver: Downstairs North Hall Total</b>			<b>\$449.00</b>	<b>\$736.25</b>


## Archiver: PTZ - Football Field East

			Equipment	Labor
2		<b>Cambium Force 300</b> Point-to-multipoint fixed wireless broadband Subscriber Radio	\$668.00	\$250.00
<b>Archiver: PTZ - Football Field East Total</b>			<b>\$668.00</b>	<b>\$250.00</b>

\* Price Includes Accessories



### IP Camera Additions

**Archiver: PTZ - South Gym**

		Equipment	Labor
	1 <b>EECO Remove existing camera</b> Take down to send in for envaluation/repair.	\$0.00	\$187.50



<b>Archiver: PTZ - South Gym Total</b>	<b>\$0.00</b>	<b>\$187.50</b>
--	---------------	-----------------

**Archiver: Commons**

		Equipment	Labor
	1 <b>Axis M3085-V</b> 2MP Ultra-compact, indoor fixed mini dome with Deep Learning Processing Unit (DLPU)	\$449.00	\$736.25*
	300 EECO CAT6 + Installation CAT 6 Cable		

<b>Archiver: Commons Total</b>	<b>\$449.00</b>	<b>\$736.25</b>
--------------------------------	-----------------	-----------------

**Archiver: Library**



		Equipment	Labor
	1 <b>Axis M3085-V</b> 2MP Ultra-compact, indoor fixed mini dome with Deep Learning Processing Unit (DLPU)	\$449.00	\$736.25*
	300 EECO CAT6 + Installation CAT 6 Cable		

<b>Archiver: Library Total</b>	<b>\$449.00</b>	<b>\$736.25</b>
--------------------------------	-----------------	-----------------



\* Price Includes Accessories

**IP Camera Addtions**



### Archiver: Outside - Door 10

		Equipment	Labor
	1 <b>Axis Communications P1467-LE</b> P1467-LE Bullet Camera	\$999.00	\$861.25*
	300 EECO CAT6 + Installation CAT 6 Cable		
<b>Archiver: Outside - Door 10 Total</b>		<b>\$999.00</b>	<b>\$861.25</b>

### Archiver: Outside - Library

		Equipment	Labor
	1 <b>Axis Communications P1467-LE</b> P1467-LE Bullet Camera	\$999.00	\$861.25*
	300 EECO CAT6 + Installation CAT 6 Cable		
<b>Archiver: Outside - Library Total</b>		<b>\$999.00</b>	<b>\$861.25</b>



### EXP Archiver: Licenses

		Equipment	Labor
	8 <b>Genetec GSC-Om-P-1C</b> Professional Camera Connection License	\$1,998.40	\$0.00*
	48 Genetec ADV-CAM-P-1M Genetec Advantage for 1 Omnicast Pro Camera 1 month		
<b>EXP Archiver: Licenses Total</b>		<b>\$1,998.40</b>	<b>\$0.00</b>


\* Price Includes Accessories

### IP Camera Additions



## EXP Archiver: Activity Hallway at Concessions

			Equipment	Labor
	1	<b>Axis M3085-V</b> 2MP Ultra-compact, indoor fixed mini dome with Deep Learning Processing Unit (DLPU)	\$449.00	\$736.25*
	300	EECO CAT6 + Installation CAT 6 Cable		
<b>EXP Archiver: Activity Hallway at Concessions Total</b>			<b>\$449.00</b>	<b>\$736.25</b>

## EXP Archiver: Hallway - Activity to Library

			Equipment	Labor
	1	<b>EECO Relocate Camera</b> Shift Viewing angle of existing camera	\$0.00	\$125.00
<b>EXP Archiver: Hallway - Activity to Library Total</b>			<b>\$0.00</b>	<b>\$125.00</b>



## EXP Archiver: Downstairs JH Locker Room

			Equipment	Labor
	1	<b>Axis M3068-P</b> Ultra-compact, indoor fixed mini dome with 12 MP sensor, fixed lens and tamper-resistant casing for easy mounting on wall or ceiling. Forensic WDR and D/N functionality with automatically removable IR cut filter	\$869.00	\$767.50*
	300	EECO CAT6 + Installation CAT 6 Cable		
<b>EXP Archiver: Downstairs JH Locker Room Total</b>			<b>\$869.00</b>	<b>\$767.50</b>



\* Price Includes Accessories

### IP Camera Additions

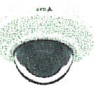

## EXP Archiver: Hallway Rm 205

		Equipment	Labor
	1 <b>Axis M3085-V</b> 2MP Ultra-compact, indoor fixed mini dome with Deep Learning Processing Unit (DLPU)	\$449.00	\$736.25*
	300 EECO CAT6 + Installation CAT 6 Cable		
<b>EXP Archiver: Hallway Rm 205 Total</b>		<b>\$449.00</b>	<b>\$736.25</b>

## EXP Archiver: West Gym Add Camera

		Equipment	Labor
	1 <b>Axis M3085-V</b> 2MP Ultra-compact, indoor fixed mini dome with Deep Learning Processing Unit (DLPU)	\$449.00	\$736.25*
	300 EECO CAT6 + Installation CAT 6 Cable		
<b>EXP Archiver: West Gym Add Camera Total</b>		<b>\$449.00</b>	<b>\$736.25</b>



## EXP Archiver: Hallway K to 2 Add on other end

		Equipment	Labor
	1 <b>Axis M3085-V</b> 2MP Ultra-compact, indoor fixed mini dome with Deep Learning Processing Unit (DLPU)	\$449.00	\$736.25*
	300 EECO CAT6 + Installation CAT 6 Cable		
<b>EXP Archiver: Hallway K to 2 Add on other end Total</b>		<b>\$449.00</b>	<b>\$736.25</b>



\* Price Includes Accessories

### IP Camera Additions



### EXP Archiver: Hallway to Elem to G3 Add one

		Equipment	Labor
	1 <b>Axis M3085-V</b> 2MP Ultra-compact, indoor fixed mini dome with Deep Learning Processing Unit (DLPU)	\$449.00	\$736.25*
	300 EECO CAT6 + Installation CAT 6 Cable		
<b>EXP Archiver: Hallway to Elem to G3 Add one Total</b>		<b>\$449.00</b>	<b>\$736.25</b>

### EXP Archiver: ER End

		Equipment	Labor
	1 <b>Axis M3085-V</b> 2MP Ultra-compact, indoor fixed mini dome with Deep Learning Processing Unit (DLPU)	\$449.00	\$736.25*
	300 EECO CAT6 + Installation CAT 6 Cable		
<b>EXP Archiver: ER End Total</b>		<b>\$449.00</b>	<b>\$736.25</b>



### EXP Archiver: Kitchen Toware Line and Door

		Equipment	Labor
	1 <b>Axis M3085-V</b> 2MP Ultra-compact, indoor fixed mini dome with Deep Learning Processing Unit (DLPU)	\$449.00	\$736.25*
	300 EECO CAT6 + Installation CAT 6 Cable		
<b>EXP Archiver: Kitchen Toware Line and Door Total</b>		<b>\$449.00</b>	<b>\$736.25</b>



\* Price Includes Accessories

### IP Camera Addtions



**EXP Archiver: HS Principal**

		Equipment	Labor
	1 <b>Axis M3085-V</b> 2MP Ultra-compact, indoor fixed mini dome with Deep Learning Processing Unit (DLPU)	\$449.00	\$736.25*
	300 EECO CAT6 + Installation CAT 6 Cable		
<b>EXP Archiver: HS Principal Total</b>		<b>\$449.00</b>	<b>\$736.25</b>

**EXP Archiver: Art Room**

		Equipment	Labor
	1 <b>Axis M3085-V</b> 2MP Ultra-compact, indoor fixed mini dome with Deep Learning Processing Unit (DLPU)	\$449.00	\$736.25*
	300 EECO CAT6 + Installation CAT 6 Cable		
<b>EXP Archiver: Art Room Total</b>		<b>\$449.00</b>	<b>\$736.25</b>



**EXP Archiver: Locker Room Stairs**

		Equipment	Labor
	1 <b>Axis M3085-V</b> 2MP Ultra-compact, indoor fixed mini dome with Deep Learning Processing Unit (DLPU)	\$449.00	\$736.25*
	300 EECO CAT6 + Installation CAT 6 Cable		
<b>EXP Archiver: Locker Room Stairs Total</b>		<b>\$449.00</b>	<b>\$736.25</b>

\* Price Includes Accessories

**IP Camera Additions**

## EXP Archiver: Outside - Elementary BaB Courts

		Equipment	Labor
 	<b>1</b> <b>Axis Communications P1467-LE</b> <b>P1467-LE Bullet Camera</b>  300 EECO CAT6 + Installation CAT 6 Cable	\$999.00	\$861.25*
<b>EXP Archiver: Outside - Elementary BaB Courts Total</b>		<b>\$999.00</b>	<b>\$861.25</b>
<b>Project Subtotal:</b>		<b>\$19,856.40</b>	<b>\$23,431.25</b>
<b>Miscellaneous Items:</b>			
<b>1</b>	<b>Shipping from Suppliers</b>	\$396.39	\$396.39
<b>1</b>	<b>Travel Expenses</b>	\$2,058.75	\$2,058.75
<b>Miscellaneous Items Total:</b>			<b>\$2,455.14</b>

\* Price Includes Accessories

### IP Camera Additions

# PROJECT SUMMARY

Equipment:	\$19,856.40
Labor:	\$23,431.25
Misc. Items:	\$2,455.14
<b>Grand Total:</b>	<b>\$45,742.79</b>

Client:

Date

Contractor: **Electronic Engineering Co.**

Date

The above quoted price is valid for 30 days.

Applicable taxes are not included in quoted price and will be calculated and added at time of invoicing.

Payment Terms: 50% due upon Proposal Acceptance, 40% Progress Payment due upon receipt of equipment, Final 10% due at Project Completion.



**Quote Summary**

**Prepared For:**

SHELBY PUBLIC SCHOOL DISTRICT SHELBY  
SCHOOL  
PO BOX 218  
SHELBY, NE 68662  
Business: 402-527-5946  
ttejkl@shelby.esu7.org

**Prepared By:**

Kyle Schmidtberger  
AKRS Equipment Solutions  
13006 N Road  
Osceola, NE 68651  
Phone: 402-747-2051  
kschmidtberger@akrs.com

Due to limited product availability, pricing and condition of the equipment being purchased and any trade-in value(s) are subject to change. AKRS is committed to communicating any changes to this sale. If applicable, you, as the purchaser, can choose to accept the revised pricing/condition or cancel your purchase with AKRS at that time.

**Quote Id:** 27918341  
**Created On:** 13 December 2022  
**Last Modified On:** 13 December 2022  
**Expiration Date:** 26 December 2022

**Equipment Summary**

	<b>Selling Price</b>	<b>Qty</b>	<b>Extended</b>
JOHN DEERE John Deere Spreader	\$ 6,995.00 X	1 =	\$ 6,995.00
<b>Equipment Total</b>			<b>\$ 6,995.00</b>

**Quote Summary**

Equipment Total	\$ 6,995.00
SubTotal	\$ 6,995.00
Est. Service Agreement Tax	\$ 0.00
<b>Total</b>	<b>\$ 6,995.00</b>
Down Payment	(0.00)
Rental Applied	(0.00)
<b>Balance Due</b>	<b>\$ 6,995.00</b>

Salesperson : X \_\_\_\_\_

Accepted By : X \_\_\_\_\_



# Selling Equipment



Quote Id: 27918341

Customer: SHELBY PUBLIC SCHOOL DISTRICT SHELBY SCHOOL

## JOHN DEERE John Deere Spreader

Hours: 0

Stock Number:

Code	Description	Qty	Unit	Selling Price
				\$ 6,995.00
	The 10 cu ft In-Bed Spreader	1	\$ 6,995.00	\$ 6,995.00
<b>Suggested Price</b>				<b>\$ 6,995.00</b>
<b>Customer Discounts</b>				
<b>Customer Discounts Total</b>			<b>\$ 0.00</b>	<b>\$ 0.00</b>
<b>Total Selling Price</b>				<b>\$ 6,995.00</b>

## Kyle Schmidtberger

---

**From:** Kyle Schmidtberger  
**Sent:** Thursday, December 8, 2022 4:37 PM  
**To:** 'steves@shelby.esu7.org'  
**Subject:** Salt spreader

Steve,

I have a John Deere 10 cubic foot in bed spreader at our Elkhorn store. It runs \$6,995.00 The only thing it might need is a harness to the dash. Here is the info on it. I sent you a text of the picture of it. I also asked about it doing sidewalks and all they said is that you can turn the motor down and drive slow but wouldn't tell me how narrow of a path it would cover. You could probably modify it with a shield but they don't make one. They do make a hitch one that's only 3 cubic feet. Let me know if you have any questions.

### **Modern Controls Meet More Capacity**

The 10 cu ft In-Bed Spreader easily expands the capabilities and productivity of operators with John Deere Full-Size Crossover Gators™ (XUV835 and XUV865). Featuring exclusive controls and ample hopper capacity, these spreaders are the ideal spreading solution to partner with a Gator to help operators quickly apply large amounts of ice melt materials.

Controlling the spreader is simple with the 3.5-in. (9-cm) weatherproof, color display that conveniently mounts to the Gator's dash. Four push buttons are used to navigate functions that include independent adjustment of the auger and spinner speeds, selecting a vibratory motor setting, and even reversing the auger to quickly clear jammed material. Intuitive features are also programmed, like an unload mode to completely empty the hopper and automatic jam clearing, which quickly reverses the auger. After initial setup, routine attachment of the display is fast and tidy as pre-installed wiring and existing holes are utilized for convenience.

A Gator-specific frame and mounting hardware provide a dedicated, secure fit to the vehicle's cargo box. Two stainless steel tie-down rods are used to secure the spreader to the tie-down hooks in the bed. Once securely mounted in the cargo box, filling the spreader is easy. Made from 5/16-in. rod, the top screen helps prevent clumped material from entering the hopper. After the hopper is full, a fitted tarp (included) easily slips over the top of the hopper to protect material from the elements.

During operation, a direct-drive transmission powers the horizontally-mounted 3-in. (7.6-cm) steel auger. Above the auger is a steel "V"-shaped baffle, which keeps weight off the auger and also assists with material flow. A vibratory motor featuring four modes (low, high, pulse, ramp) is connected to this baffle to help eliminate bridged material inside the hopper.

As material exits the hopper, it drops onto the 12-in. (30-cm) steel spinner pan. This spinner spreads material up to 30 ft (9.1 m) wide, helping operators quickly cover large surface areas. Conveniently, this entire spinner assembly can be disconnected to give operators access to the vehicle's hitch and minimize the spreader's footprint for storage.

## Key Features

- **3.5-in. (9-cm) weatherproof, color display** – was designed exclusively to make controlling a Gator-mounted spreader easy. Four push buttons are used to navigate functions including independent adjustment of the auger and spinner speeds, vibratory motor settings, and even reverse on the auger to clear out jammed material. This display mounts to the vehicle's dash by utilizing existing holes
- **10 cu ft poly hopper** – offers ample volume for long periods of spreading ice melt materials
- **3-in. (7.6-cm) diameter steel auger** – is powered by a direct-drive motor and features variable speed control, automatic jam clearing, and reverse to clear jammed material
- **12-in. (31-cm) diameter steel spinner** – has independent speed control and can spread material up to 30 ft (9.1 m) wide. This entire assembly can be quickly disconnected to access the vehicle's hitch and reduce the spreader's overall footprint for storage
- **Vibratory motor** – features four modes (pulse, low, high, ramp) to help eliminate bridged material inside the hopper
- **Top screen and fitted tarp** – are included to help with material handling. The top screen prevents clumped material from entering the hopper, while the fitted tarp helps keep material dry

## LP69905 Compatibility Table

Gator Series	Compatible Models
Full-Size Crossover XUVs (2018-Present)	XUV835E, XUV835M, XUV835R XUV865E, XUV865M, XUV865R
<a href="#">View 10 cu ft In-Bed Spreader for 825/855/HPX Gators (LP69906)</a>	

## Specifications

Measurements	
Length - overall	72 in. (183 cm)
Length - spinner removed	60.5 in. (154 cm)
Width	48.5 in. (123 cm)
Height - bottom of spinner to top of hopper	41.4 in. (105 cm)
Height - bottom of spreader to top of hopper	26.4 in. (67 cm)
Auger diameter	3 in. (8 cm)
Spinner diameter	12 in. (31 cm)
Capacities	
Hopper volume - filled to top screen	10 cu ft (0.3 cu m)
Spreader weight - hopper empty	305 lbs. (138 kg)
Spreader weight - hopper full	Varies by material. Consult Gator Operator's Manual for weight limits

<b>Materials</b>	
Hopper	Single-piece polyethylene
Spinner and frame	Powder-coated steel
Top screen	5/16-in. powder-coated steel rod
Motors - auger, spinner, vibrator	12V, semi-sealed
<b>Operation</b>	
Max spreading width	30 ft (9.1 m)
Display functions	<ul style="list-style-type: none"> <li>• On/off</li> <li>• Spinner speed</li> <li>• Auger speed</li> <li>• Auger reverse</li> <li>• Auto jam clearing</li> <li>• Unload mode</li> <li>• Vibrator mode (low, high, ramp, pulse) <ul style="list-style-type: none"> <li>• Diagnostic information</li> </ul> </li> <li>• Auto stop (CAN Bridge required)</li> </ul>
<b>Warranty</b>	
Residential	1 year
Commercial	6 months

### **Included**

- 10 cu ft (0.3 cu m) In-Bed Spreader
- Fitted Tarp
- Top Screen
- 3.5-in. (9-cm) Color Display
- Display Mounting Bracket
- Dash, Chassis, and Spreader Harnesses
- Manual Bed Latch Kit
- Hardware
- Operator's Manual

### **Required John Deere Parts**

- E-Spec Full-Size Crossover Gators (XUV835E & XUV865E)
  - Dash Port Attachment Harness (BM26268)

- E-Spec Attachment Harness (MY18-20: BM26266) (MY21+ BUC10810)
- M-Spec Full-Size Crossover Gators (XUV835M & XUV865M)
  - Dash Port Attachment Harness (BM26268)
- R-Spec Full-Size Crossover Gators (XUV835R & XUV865R)
  - Dash Port Attachment Harness (BM26268)

**Kyle Schmidtberger**

AKRS Equipment

Store Manager

Osceola Nebraska

Office (402) 747-2051

Cell (402) 937-3971

[Kschmidtberger@akrs.com](mailto:Kschmidtberger@akrs.com)



**JOHN DEERE**

[www.akrs.com](http://www.akrs.com)



**Prepared For:**  
SHELBY PUBLIC SCHOOL DISTRICT SHELBY  
SCHOOL  
PO BOX 218  
SHELBY, NE 68662  
Business: 402-527-5946  
ttejkl@shelby.esu7.org

**Quote Summary**

**Prepared By:**  
Kyle Schmidtberger  
AKRS Equipment Solutions  
13006 N Road  
Osceola, NE 68651  
Phone: 402-747-2051  
kschmidtberger@akrs.com

**Quote Id:** 27918417  
**Created On:** 13 December 2022  
**Last Modified On:** 13 December 2022  
**Expiration Date:** 26 December 2022

Due to limited product availability, pricing and condition of the equipment being purchased and any trade-in value(s) are subject to change. AKRS is committed to communicating any changes to this quote. If applicable, you, as the purchaser, can choose to accept the quoted pricing/condition or cancel your purchase with AKRS at that time.

**Equipment Summary**  
W Tornado Spreader

**Equipment Total**

Selling Price	Qty	Extended
\$ 6,000.00 X	1 =	\$ 6,000.00
		<b>\$ 6,000.00</b>

**Quote Summary**

Equipment Total	\$ 6,000.00
SubTotal	\$ 6,000.00
Est. Service Agreement Tax	\$ 0.00
Total	\$ 6,000.00
Down Payment	(0.00)
Rental Applied	(0.00)
<b>Balance Due</b>	<b>\$ 6,000.00</b>

Salesperson

Confidential

Accepted By



**JOHN DEERE**

# Selling Equipment



**AKRS**  
EQUIPMENT

Quote Id: 27918417

Customer: SHELBY PUBLIC SCHOOL DISTRICT SHELBY SCHOOL

## Western Tornado Spreader


Hours: 0

Stock Number:

				Selling Price
				\$ 6,000.00
Code	Description	Qty	Unit	Extended
.	Western Tornado Spreader	1	\$ 6,000.00	\$ 6,000.00
<b>Suggested Price</b>				<b>\$ 6,000.00</b>
<b>Customer Discounts</b>				
<b>Customer Discounts Total</b>			<b>\$ 0.00</b>	<b>\$ 0.00</b>
<b>Total Selling Price</b>				<b>\$ 6,000.00</b>



SNOWPLOWS ▾ SPREADERS ▾ MORE...



# TORNADO™ UTV

## POLY HOPPER SPREADER

Capacity: 11 cu ft

Material: Salt, Sand & Fine De-ice Materials

Spread Pattern: Broadcast

## SLAY ICY SIDEWALKS & PATHS

The WESTERN® Tornado™ UTV 11 cu ft poly hopper spreader is built just for UTVs. It features a sturdy, compact design that delivers many features of the larger models, in a size just right for your utility vehicle.



SNOWPLOWS

SPREADERS

MORE...

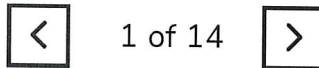


### CORROSION-RESISTANT HOPPER

The one-piece hopper is built of durable polyethylene for corrosion-free performance.

### SPINNI

The dur provides



## FEATURED ACCESSORIES

**SNOWPLOWS****SPREADERS****MORE...****MATERIAL CONTROL TUBE (AUGER TUBE RESTRICTOR KIT)**

Prevent leaking issues when using fine pellet and flake materials, such as many commercially available non-salt ice melt materials. The material control tube is a sleeve that holds the auger and prevents expensive, fine grain ice melt materials from uselessly leaking out as you drive down the road.



Privacy - Terms



**SNOWPLOWS   SPREADERS   MORE...**

### OPTIMUM FLOW KIT

The optimum flow kit improves material flow and allows spreading of a 50/50 salt/sand mix with a vibrator and dual pitch baffle. The vibrator helps to keep material moving inside the hopper while the dual pitch baffle maintains an even feed of material to the auger, preventing bridging and over loading of the auger motor.



### DIELECTRIC GREASE

Don't risk corrosion problems—use WESTERN® dielectric grease! Western Products  
<https://westernplows.com/products/tornado-utv/>

[Privacy - Terms](#)



**SNOWPLOWS   SPREADERS   MORE...**

[VIEW ALL ACCESSORIES](#)

## PRODUCT SPECS

METRIC

[PRINT](#)

<b>MODELS</b>	11.00 CU FT
<b>BODY SIDE LENGTH</b>	64"
<b>CAPACITY</b>	11.00 cu ft
<b>HOPPER</b>	Polyethylene
<b>CONSTRUCTION</b>	
<b>HOPPER DIMENSIONS (LXWXH)</b>	52.5" x 43.5" x 26.5"
<b>DIMENSIONS OVERALL (LXWXH)</b>	64" x 48.5" x 41.5"
<b>MIN. BED LENGTH REQUIRED</b>	32"
<b>APPROX. WEIGHT (EMPTY)</b>	280 lb
<b>MOTOR</b>	Dual Electric, 12V DC, Sealed
<b>SPINNER SIZE</b>	12"
<b>SPREADING WIDTH</b>	Up to 30'
<b>MATERIALS</b>	Bagged Ice Melters*, Bagged Rock Salt, Bulk Salt, Calcium Flakes*, Calcium Chloride Pellets*, 50/50 Salt/Sand Mix** & Sand**
<b>VEHICLE APPLICATION</b>	UTVs

\*May require use of material control tube accessory.

\*\*May require use of optimum flow kit accessory

SPREADER SELECTOR TOOL



**SNOWPLOWS**

**SPREADERS**

**MORE...**

**GET STARTED**

### TORNADO™ UTV PHOTO GALLERY

[VIEW FULL GALLERY](#)



[Privacy](#) - [Terms](#)

### TORNADO™ UTV VIDEO GALLERY

<https://westernplows.com/products/tornado-utv/>



**SNOWPLOWS**

**SPREADERS**

**MORE...**



**TORNADO™ UTV VIDEO**

## PRODUCT **LITERATURE**

FULL LINE BROCHURES

**UTV, TRACTOR & HEAVY-DUTY EQUIPMENT**

**VIEW PDF**

PUBLICATIONS LIBRARY

**OWNER'S MANUAL**

**VIEW MANUAL**

PUBLICATIONS LIBRARY



**SNOWPLOWS**

**SPREADERS**

**MORE...**

## **INSTALL & SERVICE**

[Installation Instructions](#)

[Parts Lists](#)

[Owner's Manuals](#)

[Mechanic's Guides](#)

[Safety Data Sheets](#)

## **PRODUCTS & PARTS**

[Quick Search](#)

[Product Registration](#)

[Warranty Policies](#)

[Printable Part Posters](#)

[Maintenance Checklist](#)

## **RESOURCES**

[Sourcewell Contract](#)

[Employment](#)

[FAQs](#)

[Industry Partners](#)

[Dealership Opportunities](#)

## **MEDIA**

[Gallery](#)

[Maintenance Videos](#)

[Product Brochures](#)



**SNOWPLOWS**

**SPREADERS**

**MORE...**

**SIGN UP**

© 2022 Douglas Dynamics, LLC. All rights reserved.

[Accessibility Statement](#)   [Legal Notice](#)   [Privacy Policy](#)



**Quote Summary**

**Prepared For:**

SHELBY PUBLIC SCHOOL DISTRICT SHELBY  
SCHOOL  
PO BOX 218  
SHELBY, NE 68662  
Business: 402-527-5946  
ttejkl@shelby.esu7.org

**Prepared By:**

Kyle Schmidtberger  
AKRS Equipment Solutions  
13006 N Road  
Osceola, NE 68651  
Phone: 402-747-2051  
kschmidtberger@akrs.com

Due to limited product availability, pricing and condition of the equipment being purchased and any trade-in value(s) are subject to change. AKRS is committed to communicating any changes to this sale. If applicable, you, as the purchaser, can choose to accept the revised pricing/condition or cancel your purchase with AKRS at that time.

**Quote Id:** 27918630  
**Created On:** 13 December 2022  
**Last Modified On:** 13 December 2022  
**Expiration Date:** 26 December 2022

Equipment Summary	Suggested List	Selling Price	Qty	Extended
Non-Taxable Trademark Item - 5 CU FT GATOR DROP SPREADER	\$ 4,599.99	\$ 4,599.99 X	1 =	\$ 4,599.99
Non-Taxable Trademark Item - GATOR HITCH AND DISPLAY - 835/865	\$ 999.99	\$ 999.99 X	1 =	\$ 999.99
<b>Equipment Total</b>				<b>\$ 5,599.98</b>

**Quote Summary**

Equipment Total	\$ 5,599.98
SubTotal	\$ 5,599.98
Est. Service Agreement Tax	\$ 0.00
Total	\$ 5,599.98
Down Payment	(0.00)
Rental Applied	(0.00)
<b>Balance Due</b>	<b>\$ 5,599.98</b>

Salesperson : X \_\_\_\_\_

Accepted By : X \_\_\_\_\_



# Selling Equipment



Quote Id: 27918630

Customer: SHELBY PUBLIC SCHOOL DISTRICT SHELBY SCHOOL

## Non-Taxable Trademark Item - 5 CU FT GATOR DROP SPREADER

Hours: 0

Stock Number:

Suggested List

\$ 4,599.99

Selling Price

\$ 4,599.99

Extended

\$ 4,599.99

Code	Description	Qty	Unit	Extended
LP69911	Non-Taxable Trademark Item - 5 CU FT GATOR DROP SPREADER	1	\$ 4,599.99	\$ 4,599.99

**Suggested Price** \$ 4,599.99

**Customer Discounts**

**Customer Discounts Total** \$ 0.00 \$ 0.00

**Total Selling Price** \$ 4,599.99

## Non-Taxable Trademark Item - GATOR HITCH AND DISPLAY - 835/865

Hours: 0

Stock Number:

Suggested List

\$ 999.99

Selling Price

\$ 999.99

Extended

\$ 999.99

Code	Description	Qty	Unit	Extended
LP69908	Non-Taxable Trademark Item - GATOR HITCH AND DISPLAY - 835/865	1	\$ 999.99	\$ 999.99

**Suggested Price** \$ 999.99

**Customer Discounts**

**Customer Discounts Total** \$ 0.00 \$ 0.00

**Total Selling Price** \$ 999.99

## Kyle Schmidtberger

---

**From:** Kyle Schmidtberger  
**Sent:** Tuesday, December 13, 2022 11:45 AM  
**To:** 'steves@shelby.esu7.org'  
**Subject:** Drop spreader option

### **he Professional Choice for Precision Spreading**

Whether you're a snow removal contractor, part of a grounds crew at a college campus, or a downtown municipality, a John Deere Drop Spreader is the professional choice for precision spreading. The 5-cubic-foot Gator Drop Spreader combines large material capacity with a precise 43 in (109 cm) spread width that is ideal for salting sidewalks. Heavy-gauge stainless steel construction, simple drives, and an industry-exclusive removable rotor tray make this attachment your ultimate spreading solution. Even better, when paired with a Gator Hitch and control solution (listed below), operation of spreader functions are done easily, right at your fingertips.

When using the Gator Drop Spreader with a compatible John Deere hitch, controlling the spreader is easy with the 2.4-inch OLED display that conveniently mounts within arm's reach. Push buttons are used to turn the auger on/off, adjust the auger speed, turn the vibratory motor on/off, and navigate the menu. The drop spreader even features a maintenance mode that can pulse the auger in reverse to help clear jammed material. If necessary, the display can be quickly and easily removed by disconnecting the extension cable and pulling the display bracket out of the slide bracket (except for the XUV835/865 Gators). After the initial installation, removal and subsequent installation is fast and tidy because the chassis wiring harness remains on the Gator.

### **Specifications**

- Hopper Volume: 5 cu ft (0.14 cu m)
- Hopper Capacity: 350 lb (159 kg) (varies by material)
- Spreading Width: 43 in. (109 cm)
- Rotor Speed: 1.3 to 6 rpm
- Electrical: 12 volt

### **Includes**

- 5 cu ft (0.14 cu m) Gator Drop Spreader
- Top Screen
- Operator's Manual

### **Requirements and Compatibility**

Hitch and Display Compatibility	
LP49057	Full-Size XUV Gator Hitch and Display
LP68163	HPX Gator Hitch and Display (2018+)
LP69908	XUV835/XUV865 Gator Hitch and Display

**Material Compatibility**

- Ice melt, fertilizer, topsoil, and pelletized lime

**Kyle Schmidtberger**

AKRS Equipment

Store Manager

Osceola Nebraska

Office (402) 747-2051

Cell (402) 937-3971

[Kschmidtberger@akrs.com](mailto:Kschmidtberger@akrs.com)



**JOHN DEERE**



**AKRS**  
EQUIPMENT

[www.akrs.com](http://www.akrs.com)



**Quote Summary**

**Prepared For:**

SHELBY PUBLIC SCHOOL DISTRICT SHELBY SCHOOL  
PO BOX 218  
SHELBY, NE 68662  
Business: 402-527-5946  
ttejkl@shelby.esu7.org

**Prepared By:**

Kyle Schmidtberger  
AKRS Equipment Solutions  
13006 N Road  
Osceola, NE 68651  
Phone: 402-747-2051  
kschmidtberger@akrs.com

Due to limited product availability, pricing and condition of the equipment being purchased and any trade-in value(s) are subject to change. AKRS is committed to communicating any changes to this sale. If applicable, you, as the purchaser, can choose to accept the revised pricing/condition or cancel your purchase with AKRS at that time.

**Quote Id:** 27918729  
**Created On:** 13 December 2022  
**Last Modified On:** 13 December 2022  
**Expiration Date:** 26 December 2022

Equipment Summary	Suggested List	Selling Price	Qty	Extended
Non-Taxable Trademark Item - 3 CU FT GATOR SALT SPREADER	\$ 1,799.99	\$ 1,799.99 X	1 =	\$ 1,799.99
Spreader - FULL-SIZE GATOR HITCH AND DISPLAY	\$ 999.99	\$ 999.99 X	1 =	\$ 999.99
<b>Equipment Total</b>				<b>\$ 2,799.98</b>

**Quote Summary**

Equipment Total	\$ 2,799.98
SubTotal	\$ 2,799.98
Est. Service Agreement Tax	\$ 0.00
Total	\$ 2,799.98
Down Payment	(0.00)
Rental Applied	(0.00)
<b>Balance Due</b>	<b>\$ 2,799.98</b>

Salesperson : X \_\_\_\_\_

Accepted By : X \_\_\_\_\_



# Selling Equipment



Quote Id: 27918729

Customer: SHELBY PUBLIC SCHOOL DISTRICT SHELBY SCHOOL

<b>Non-Taxable Trademark Item - 3 CU FT GATOR SALT SPREADER</b>				
Hours:	0			<b>Suggested List</b>
Stock Number:				\$ 1,799.99
				<b>Selling Price</b>
				\$ 1,799.99
<b>Code</b>	<b>Description</b>	<b>Qty</b>	<b>Unit</b>	<b>Extended</b>
LP69909	Non-Taxable Trademark Item - 3 CU FT GATOR SALT SPREADER	1	\$ 1,799.99	\$ 1,799.99
<b>Suggested Price</b>				<b>\$ 1,799.99</b>
<b>Customer Discounts</b>				
<b>Customer Discounts Total</b>			<b>\$ 0.00</b>	<b>\$ 0.00</b>
<b>Total Selling Price</b>				<b>\$ 1,799.99</b>

<b>Spreader - FULL-SIZE GATOR HITCH AND DISPLAY</b>				
Hours:	0			<b>Suggested List</b>
Stock Number:				\$ 999.99
				<b>Selling Price</b>
				\$ 999.99
<b>Code</b>	<b>Description</b>	<b>Qty</b>	<b>Unit</b>	<b>Extended</b>
LP49057	Spreader - FULL-SIZE GATOR HITCH AND DISPLAY	1	\$ 999.99	\$ 999.99
<b>Suggested Price</b>				<b>\$ 999.99</b>
<b>Customer Discounts</b>				
<b>Customer Discounts Total</b>			<b>\$ 0.00</b>	<b>\$ 0.00</b>
<b>Total Selling Price</b>				<b>\$ 999.99</b>

## Kyle Schmidtberger

---

**From:** Kyle Schmidtberger  
**Sent:** Tuesday, December 13, 2022 11:53 AM  
**To:** 'steves@shelby.esu7.org'  
**Subject:** 3 cu ft spreader

### **Snow Problem? No Problem.**

The 3-cubic-foot Gator Salt Spreader is the perfect solution for applying ice-melt materials in winter weather. These spreaders feature a poly hopper that can hold up to 240 lb (109 kg) of material to help you keep spreading and minimize your time spent refilling. After pairing with a Gator Hitch and an easy-to-use control solution (listed below), spread width adjustments can be made up to 25 ft (7.6 m).

When using the Gator Salt Spreader with a compatible John Deere hitch, controlling the spreader is easy with the 2.4-inch OLED display that conveniently mounts within arm's reach. Push buttons are used to turn the auger on/off, adjust the auger speed, and navigate the menu. If necessary, the display can be quickly and easily removed by disconnecting the extension cable and pulling the display bracket out of the slide bracket (except for the XUV835/865 Gators). After the initial installation, removal and subsequent installation is fast and tidy because the chassis wiring harness remains on the Gator.

### **Key Features**

- **Poly hopper** - offers 240 lbs (109 kgs) of material capacity for long periods of spreading
- **Vertical auger** - helps move large-particle material, like rock salt, to the spinner with ease. Note: spreader is not well suited to handle fine-particle materials, like calcium chloride
- **Nylon, glass-reinforced spinner** - withstands corrosive ice melt products for long-term use
- **1/3 horsepower electric motor** - for heavy-duty spreading demands
- **Powder-coated steel frame** - provides durability in rugged conditions

### **Specifications**

- Hopper Volume: 3 cu ft (0.1 cu m)
- Hopper Capacity: 240 lb (109 kg)
- Spreading Width: Up to 25 ft (7.6 m)
- Auger Diameter: 3 in. (7.6 cm)
- Spinner Diameter: 10 in. (25.4 cm)
- Motor: 12V, 1/3 hp (semi-sealed)

### **Requirements and Compatibility**

<b>Hitch and Display Compatibility</b>	
LP49057	Full-Size XUV Gator Hitch and Display
LP49058	HD XUV Gator Hitch Brackets (Pre-2011)
LP68163	HPX Gator Hitch and Display (2018+)
LP68757	Mid-Size Gator Hitch and Display
LP69908	XUV835/XUV865 Gator Hitch and Display

### **Includes**

- 3 cu ft (0.1 cu m) Gator Salt Spreader
- Clear plastic hopper cover
- Operator's Manual

### **Material Compatibility**

- Large Particle Rock Salt

### **Designed with Gators in Mind**

Gator hitches and displays are designed to work specifically with John Deere 3-cubic-foot Salt and Fertilizer Spreaders and 5-cubic-foot Drop Spreaders. Each hitch features a spring-loaded mechanism to allow for quick spreader attachment and removal. The hitch can also be lowered to provide you with easy access for routine service.

The weather-resistant display provides you with fingertip control of your spreader's functionality. Push buttons are used to turn the spreader on and off, adjust the auger/spinner speed, activate the vibratory motor on Drop Spreaders, operate the gate on Fertilizer Spreaders, and navigate menus.

Included with every display is all the hardware and wiring needed for convenient mounting.

### **Key Features**

- **Designed specifically for Gator UTVs** - to ensure safe and secure spreader fitment
- **Powder-coated steel hitch** - for utmost support and durability
- **Fingertip operation** - with an easy-to-use weather-resistant display

### **About this Hitch**

This Gator Hitch (LP49057) is designed specifically to work with John Deere Full-Size XUV Gators. Past generations of these Gators and hitches were referred to as "HD" or "Heavy-Duty" models. XUV620i and XUV850i models produced before September 2011 must purchase the HD XUV Gator Hitch Brackets (LP49058) in addition to this hitch. For specific model number compatibility, please see the LP49057 Compatibility Table below.

## LP49057 Compatibility Table

Gator Series	Compatible Models
XUV Crossover Series (2018-Present)	XUV825M
XUV Crossover Series (2011-2017)	XUV625i, XUV825i, XUV855D
XUV Series (2007-2010)*	XUV620i, XUV850i
Spreaders	3 cu ft Gator Salt Spreader (LP69909) 3 cu ft Gator Fertilizer Spreader (LP69910) 5 cu ft Gator Drop Spreader (LP69911)
<b>*<a href="#">View HD XUV Gator Hitch Brackets for Pre-2011 XUV Series Gators</a></b>	

### Includes

- Full-Size XUV Gator hitch frame
- 2.4-in Display
- Wiring harness
- Mounting hardware
- Installation instructions

### Kyle Schmidtberger

AKRS Equipment

Store Manager

Osceola Nebraska

Office (402) 747-2051

Cell (402) 937-3971

[Kschmidtberger@akrs.com](mailto:Kschmidtberger@akrs.com)





**2023 – 2024**

**Shelby-Rising City Public**

**School Certified Staff**

**Negotiated Agreement**

## TABLE of CONTENTS

Preamble .....	4
General Purpose .....	4
Negotiations Procedures .....	4
Article I .....	5
▪ Teacher Rights	
Article II .....	5
▪ Association Rights	
A. Association Use of District Property	
Article III .....	5-7
▪ Salaries	
A. Salary Schedule (Appendix A)	
B. Initial Placement	
C. Base Salary	
D. Horizontal Movement	
E. Vertical Movement	
F. Movement After Initial Placement	
G. Part-Time/Job-Sharing	
H. Extra Duty (Appendix C)	
I. Duty Pay (Appendix D)	
J. Pay for Bus Drivers During the Regular School Day	
K. Mileage	
L. Pay for Admissions to Supervise	
M. Extended Contracts	
N. Pay for Unused Leave Days	
Article IV .....	7-8
▪ Insurance and Annuities	
A. Standard Health Insurance Rates (Appendix E)	
B. Disability Insurance	
C. Tax Shelter	
D. Flexible Spending Account Plan	
E. Complete Annual Coverage	
Article V .....	8-10
▪ Leaves	
A. Leave Days	
B. Emergency Leave Bank	
C. Bereavement	
D. Professional	
Article VI .....	11-12
▪ Professional Growth	
A. Policy	
B. Professional Growth Chart	
C. Professional Growth Period	
D. Professional Growth Activities	

Article VII.....12

- Miscellaneous Provisions
  - A. Non-Discrimination
  - B. Separability Clause
  - C. Safety Committee

Article VIII.....12

- Duration of Agreement

Article IX.....13

- Document Authorization

Appendix A.....14

- Salary Schedule

Appendix B.....15

- School Calendar

Appendix C.....16-17

- Extra Duty Schedule

Appendix D.....18

- Duty Pay

Appendix E.....19

- Insurance Premiums

## PREAMBLE

THIS AGREEMENT IS MADE AND ENTERED INTO this 7th day of November, 2022, by and between the Board of Education of the School District of Shelby-Rising City Public School, Dist. #32, in the county of Polk in the State of Nebraska (hereinafter referred to as the "Board" or "District" as the context may require) and the Shelby-Rising City Education Association (hereinafter referred to as the "Association").

## GENERAL PURPOSE

The Board and the Association recognize that the development of a quality educational program for the children attending the public schools of Shelby-Rising City is a joint responsibility that can best be achieved by agreement that all parties work toward common goals. The Board and the Association enter in this Agreement with mutual dedication, recognizing that the experience, creativity and judgment of all parties are necessary to reach the educational needs of the community.

## NEGOTIATIONS PROCEDURES

The two parties to this Agreement believe the following basic procedures are necessary for good faith bargaining to occur:

Each party will name a negotiations team and indicate a spokesperson, such information to be given to the other party prior to the first session.

Either party may request bargaining be opened by contacting the President or spokesperson of the other party.

Meeting dates and times will be scheduled by mutual consent of the two parties.

Facts, opinions, proposals and counter-proposals will be freely discussed in good faith during the meetings.

All participants shall treat each other professionally and respectfully during discussions and shall give due consideration to all proposals.

Final agreements shall be reduced to writing and signed by both parties.

## ARTICLE I

### Teacher Rights

Nothing contained in this Agreement shall be construed to deny any teacher those rights provided under Nebraska law or other applicable laws and regulations. Rights granted to teachers herein shall be deemed to be in addition to those provided elsewhere.

The Board will not discriminate against any teacher with respect to terms and conditions of employment by reason of membership in the Association and its affiliates, participation in collective negotiations with the Board, or institution of a grievance in good faith relative to the terms of this Agreement.

## ARTICLE II

### Association Rights

#### A. Association Use Of District Property

Representatives of the Association and its affiliates shall be allowed to conduct Association business on school property during school hours, providing such business does not cause undue interruption of the school program.

The Association shall be allowed the use of the school buildings for meetings, providing that such use does not result in unscheduled maintenance costs, in which case an appropriate fee for that use will be negotiated between the parties to this Agreement.

The Association shall be allowed the use of school equipment including typewriters, computers, duplicating machines, audio-visual equipment, and standard office equipment, provided that the Board may assess the Association a reasonable fee for expendable supplies consumed during such use.

The Association shall be allowed to make reasonable use of the school's communication system, including teachers' mailboxes, intercom, teacher bulletins, email, etc. Such use shall not cause unnecessary interruption of the education program of the school.

## ARTICLE III

### Salaries

#### A. Salary Schedule

The salary of each teacher covered by this Agreement shall be determined by the salary schedule attached as Appendix A to this Agreement. Teacher employed full-time under this agreement will be required to work per Board Policy 400.01. (Appendix B - Calendar)

#### B. Initial Placement

When hired teachers shall be credited with all previous teaching experience and placed on the schedule according to their degree level. All pre-existing hours that are allowed for schedule placement must be declared and verified at the time of initial employment or the

hours will not thereafter be considered for salary schedule placement.

C. Base Salary

The base salary shall be \$38,300.00.

D. Horizontal Movement

Credit for additional hours shall be credited on September 1 and movement on the salary schedule shall take place accordingly. (Unofficial transcript or proof of course completion accepted at this time). All post BA hours shall earn credit for horizontal advancement on the salary schedule up to and including BA+27. Hours in a Master's program will be awarded. All post MA hours shall earn credit for horizontal advancement on the salary schedule up to and including MA+18.

In order to advance horizontally on the salary schedule, the Superintendent, in writing, must approve all hours, if horizontal movement is the intent for the ensuing year. A grade report and an official transcript must be provided by the teacher on or before October 1, in order for the schedule advancement to be awarded.

A maximum of nine hours of approved undergraduate credit in an assigned, endorsed or related teaching field qualifies an employee for advancement to the BA+9 column. Beyond the BA+9 column, all hours must be graduate hours, except hours acquired as a result of a Board and/or Administrative request that the teacher obtain an additional endorsement. Advancement to the MA column and beyond requires acquisition of the MA degree in an assigned, endorsed, or related teaching field.

Teachers employed by the district prior to the 2017-18 school year will be permitted to remain at the MA column if they had already reached the BA+36 level.

E. Vertical Movement

Teachers shall be placed on the proper vertical step in accordance with their experience in the district plus credited prior teaching experience.

F. Movement After Initial Placement

After initial placement on the salary schedule, staff members' schedule movement is limited to a maximum of one horizontal and one vertical column step per year per teacher.

G. Part-Time/Job-Sharing

Part-time and job-sharing employees that hold a contract of .49 or greater will receive salary and fringe benefits prorated according to FTE.

H. Extra Duty

When the district assigns an extracurricular duty to a teacher, the salary shall be in accordance with the provisions of the extra duty/extra-curricular salary schedule attached as Appendix C.

I. Duty Pay

All employees who supervise or work at designated school activities outside of the normal school day will be paid \$30.00 for the activities listed on the duty pay schedule

attached as Appendix D. A normal school day, for the purposes of this policy, is defined as Monday through Friday from 8:00 a.m. to 4:00 p.m. This pay does not apply to those jobs listed on the extra duty pay schedule.

J. Pay for Bus Drivers During the Regular School Day

Teachers who hold bus licenses shall be compensated to drive activity trips at current district activity driving rates when transporting students. If the teacher/driver is the activity sponsor, he/she will be paid road time only.

K. Mileage

The district will pay a rate set annually by the Board of Education according to the IRS standard mileage rate when a teacher is required to use his/her car to make authorized trips out of the District.

L. Pay for Admissions to Supervise

Staff members designated to supervise activities and contests will be paid the price of admission to attend these events when passes are not honored or available.

M. Extended Contracts

Where a contractual agreement has been reached between an individual teacher and the district relating to employment beyond the annual employment period, the salary for that extended contract shall be a pro-rata extension of that teacher's daily rate of pay for the annual employment period.

N. Pay for Unused Leave Days

At the end of each school year each teacher who has 30 accumulated days will be paid \$25 for each of the 11 unused days for that year.

## ARTICLE IV

### Insurance and Annuities

A. SEE ATTACHED 2023-2024 STANDARD RATES SHEET (Appendix E)

\*EHA \$1200 Deductible Plan or \$3800 Deductible HSA-Eligible (Dual Choice)

\*When an employee chooses the HSA, the District will deposit the difference between the \$1200 annual premium and the \$3800 HSA annual premium into each employee's HSA account on January 1.

\*EHA PPO 100% A, 75% B, 50% C Coverage – Option 2

\*District pays 100% of the premium

B. Disability Insurance

The Board in consultation with the SRCEA will select one company to provide long-term disability insurance for the certified staff. The policyholder will pay the premium.

C. Tax Shelter

The staff may choose to participate in a supplemental retirement option or 403b plan

that is managed by 403b Consultants, LLC in Norfolk, NE. Staff may choose to use another investment/management firm with some limitations to the District's ability to offer as a pre-tax option.

D. Complete Annual Coverage

For each teacher who remains in the employ of the Board for the full school year, the Board shall make payment of insurance premiums to provide insurance coverage for the full twelve (12) month period. Upon cancellation or resignation of an employee's contract during the contract year, the employee shall receive insurance coverage as provided herein on a prorated basis for a period which is the same ratio as the number of service day performed by the employee up to the date of cancellation or resignation to the 12-month coverage period.

ARTICLE V

Leaves

A. Leave Days

At the beginning of each school year, each teacher will be credited with 11 paid leave days. The unused portion of such allowance shall be accumulated from year to year to a total of 30 days.

These accumulated days will be designated as sick days. Each school year, each teacher shall use the 11 paid leave days before being allowed to use the accumulated 30 sick days. The Board shall furnish to each teacher a written statement at the beginning of each school year setting forth the total of sick leave credit.

When using the accumulated 30 sick days and after five days of consecutive absence, the Board of Education through the Superintendent, may request a doctor's written statement outlining any continued need for time off, including the probable time of return to work.

After an absence, due to illness, the employee may be asked to sign a statement saying that the absence was due to illness.

Employees will be able to use their accumulated sick leave for illness and/or doctor's appointments in their immediate family. Immediate family shall include spouse, children, mother, father, mother-in-law, father-in-law, grandparents, and grandchildren and anyone living in the household under your care.

B. Emergency Leave Bank

The parties agree that it is in the best interests of the school district's students that certificated staff members miss work only when absolutely necessary. This Emergency Leave Bank is created to address instances in which employees are so ill that they cannot work due to a serious health condition and the employee has accrued inadequate paid sick leave to cover all of his/her absences. Participation in the Emergency Leave Bank is completely voluntary.

Eligibility for Emergency Leave Bank Days

Emergency Leave Bank participants are only eligible to withdraw days from the Emergency Leave Bank if they meet all of the following criteria. Employees must:

1. Be full-time certificated employees.
2. Employed by the school district at the start of the school year. Employees who begin

- employment in the middle of a school year will not be eligible to participate until they have completed that school year.
3. Have a "serious health condition" as defined under the Family and Medical Leave Act (FMLA) and regulations interpreting the FMLA. Emergency Leave Bank days will not be provided for the serious health condition of family members or for other circumstances qualifying for FMLA protection.
  4. Have requested leave through the FMLA/school district's FMLA policy.
  5. Have exhausted all applicable paid leave days and used all accumulated compensatory time.
  6. Not receive Workers' Compensation wage benefits for the days missed. Employees who dispute the denial of Workers' Compensation wage benefits and are ultimately awarded wage benefits will be required to assign back to the district any benefits received equal to the amounts received from the Emergency Leave Bank.
  7. Be deemed ineligible for any short- or long-term disability insurance coverage for which the employee is eligible, regardless of whether that coverage is obtained through the school district or from some other source.
  8. Provide the district with adequate medical certification, from a health care provider supporting the absence. The district may require recertification of the condition in accordance with FMLA recertification procedures. The adequacy of medical certification will be determined in the sole and unfettered discretion of the Committee identified below. All documentation of a serious health condition will be maintained confidentially and separately from the regular personnel file.
  9. Have contributed one day in each consecutive year of employment in order to be eligible for available days over 10 days.
  10. Submit a written application for benefits in writing to the Committee.

**Number of Emergency Leave Bank Days**

The maximum number of leave bank days employees may receive in any school year is limited in accordance with the chart below:

<b>School Years Completed with District</b>	<b>Emergency Leave Bank Days Available</b>
0-5 years	10 days
6-10 years	15 days
11-20 years	20 days
20 years or more	25 days

Employees who become eligible for Emergency Leave Bank days after the days in the bank have been exhausted will not receive Emergency Leave Bank days. Employees who have received the maximum number of Emergency Leave Bank days in a school year are ineligible for additional Emergency Leave Bank days for the next full school year.

## Contributions

1. Donated leave days are irrevocable and nonrefundable.
2. Employees cannot designate the recipient of the donated days.
3. Each employee may donate a maximum of 1 day of accumulated leave to the bank per year.
4. Employees must have a minimum of 10 days of leave available for their own use after their donation to the bank.

## Administration

1. The Emergency Leave Bank shall be administered by the Emergency Leave Bank Committee which shall consist of the Shelby-Rising City Superintendent and the President of the SRCEA.
2. Requests for leave will be reviewed by the Committee. The Committee's approval or denial of any Emergency Leave Bank request shall be final and shall not be subject to any grievance procedure or appeal process.
3. The Committee shall be responsible for keeping all records related to the bank, including participants, requests, approvals and denials, account balance, usage, etc. All documentation of a serious health condition will be maintained confidentially and separately from the regular personnel file.
4. The Committee may distribute Emergency Leave days from the bank until it is depleted. In no event may the Committee distribute days in excess of the number available in the Emergency Leave Bank.  
Any unused leave days in the bank at the end of the school year will be carried over to the next school year.

## Termination or Dissolution of the Bank

In the event that the Emergency Leave Bank is terminated, dissolved, or otherwise discontinued, any days remaining in the bank will be distributed equally among all employees who have contributed Emergency Leave days to the bank to the extent that full days, rather than fractions of days, may be distributed. Any remaining days will be assumed by the district. Participating employees do not have a property right to Emergency Leave Bank days.

## C. Bereavement

Bereavement Leave: All regular full-time employees will be eligible for bereavement leave in the event of a death in your or your spouse's immediate family. Immediate family is defined as: Spouse, Children, Parents, Brothers, Sisters, Aunts, Uncles, Grandparents, Grandchildren, Parents-in-law, Son-in-law, Daughter-in-law, Brothers-in-law, Sisters-in-law, Grandparents-in-law, Stepchildren

The maximum bereavement leave will be three (3) days, including travel time, per occurrence. If additional time is needed or requested, PTO leave or leave without pay may be used with your supervisor's approval.

#### D. Professional

Teachers shall be granted professional leave as approved by administration.

### ARTICLE VI

#### Professional Growth

##### A. Policy

Professional Growth: In accordance with Nebraska state statute 79-830, all permanent certificated employees shall be required, every six years, to give evidence of professional growth. Six semester hours of college credit shall be accepted by the Board of Education as evidence of professional growth, or in the alternative, a point system devised by and jointly administered by the Shelby-Rising City Education Association and the administration will be utilized to show evidence of professional growth. Standards for the point system shall be set and communicated annually to all certificated staff.

##### B. Professional Growth Chart

Teachers on probationary contracts do not need to work at gaining growth hours. However, probationary teachers will be given credit for all college credit. Tenured (permanent) teachers must begin meeting the requirements established through negotiations for professional growth procedures.

Professional growth activity will be documented by completing a Professional Growth Activity Form (found as a Google document). Administration approval will be required for all activities and a request substantiating evidence of the completion of the activity may, with discretion, be required.

Professional growth may be gained in a variety of ways. Points for college credit and/or meetings, workshops, or other professional hours are totaled. The required six (6) points may be earned in a single year or throughout the reporting period.

##### C. Professional Growth Period

The Professional Growth Period refers to each six (6) year period during which permanent certificated employees are required to give evidence of professional growth. A permanent certificated employee begins his/her initial six (6) year growth period on September 1 in the year that he/she becomes a permanent certificated (tenured) employee, and ends August 31, six (6) years later. The beginning of the seventh year as a permanent certificated (tenured) employee starts the second six (6) year period.

##### D. Professional Growth Activities

- a. Formal Class Work – One point per college semester hour, undergraduate (approved) or graduate, earned through an accredited college or university. A transcript will serve as evidence of credit earned and will be maintained within the employee's personal file.
- b. Auditing Courses – ½ point per college semester hour, undergraduate (approved) or graduate, completed through an accredited college or university
- c. Supervising Student Teachers – One point for having a student teacher. If the student teacher is assigned to more than one cooperating teacher, the points will be assigned on a proportional basis (three point maximum per six-year period)
- d. Staff Mentoring – One point for staff mentorship when serving as an official mentor for a teacher. Mentors must participate in SRC's New Staff Mentoring Program to be eligible for professional growth points. (three point maximum per six-year period)
- e. Student Mentoring – One point for completing two years as a student mentor in an SRC approved program. (two points maximum per six-year period)

- f. Chairing a Committee – One point per six-year professional growth period for chairing a school committee. (One point maximum per six-year period)
- g. Workshops, Conferences and Special Classes – ½ point per day of participation in workshops, conferences and special classes. The teacher may submit an accumulation of workshops, conferences and special classes for one professional growth point per two days of participation. (up to 3 points may be earned during on-contract time)
  - i. No credit will be allowed for workshop and in-services attended which are part of or required in-service days.
- h. Other Activities – (One point maximum per six-year period)
  - i. ½ point for participation on a Nebraska Department of Education Advisory Committee, on school or college accreditation teams, or other professionally related commissions.
  - ii. ½ point for demonstration teaching and/or presenting to colleagues outside of the district
  - iii. ½ point for completion of adult education classes, if the subject is relevant to the employee’s teaching area
  - iv. ½ point for completion of 6 hours of webinars, if the subject is relevant to the employee’s teaching area

## ARTICLE VII

### Miscellaneous Provisions

#### A. Non-discrimination

The Board and the Association agree that there shall be no discrimination, and that all practices, procedures, and policies of the school system shall clearly exemplify that there is no discrimination in the hiring, training, assignment, promotion, transfer, or discipline of teachers or in the application or administration of this Agreement on the basis of race, creed, color, religion, national origin, sex, domicile, marital status, or disability.

#### B. Separability Clause

If any of this Agreement or any application of the Agreement to any employee or group of employees shall be found contrary to law, then such provisions or application shall not be deemed valid and subsisting except to the extent permitted by law, but all other provisions or applications shall continue in full force and effect.

#### C. Safety Committee

The Superintendent may appoint members of the staff to serve on the safety committee as appropriate and as required by law.

## ARTICLE VIII

### Duration of Agreement

The terms of this negotiated agreement shall remain in full force and effect from year to year until they are superseded by an agreement of the parties or by an order of the Commission of Industrial Relations.

ARTICLE IX

Document Authorization

In witness whereof the parties hereto caused this contract to be signed by their respective presidents, attested by their respective chief negotiators, and their signatures to be placed hereon, all on this day and year of December 14<sup>th</sup>, 2022.

**Shelby – Rising City Education Association**

**Shelby – Rising City Board of Education**

By \_\_\_\_\_  
Association President

By \_\_\_\_\_  
Board of Education President

By \_\_\_\_\_  
Association Chief Negotiator

By \_\_\_\_\_  
Board of Education Chief Negotiator

**APPENDIX A**

Shelby - Rising City Public School							
Salary Schedule							
Base Salary	<b>\$38,300.00</b>				Index: H- 4.0%		
					V- 4.5%		
Step/Column	B+0	B+9	B+18	B+27	M+0	M+9	M+18
1	1.00	1.04	1.08	1.12	1.16	1.2	1.24
	\$38,300.00	\$39,832.00	\$41,364.00	\$42,896.00	\$44,428.00	\$45,960.00	\$47,492.00
2	1.045	1.085	1.125	1.165	1.205	1.245	1.285
	\$40,023.50	\$41,555.50	\$43,087.50	\$44,619.50	\$46,151.50	\$47,683.50	\$49,215.50
3	1.09	1.13	1.17	1.21	1.25	1.29	1.33
	\$41,747.00	\$43,279.00	\$44,811.00	\$46,343.00	\$47,875.00	\$49,407.00	\$50,939.00
4	1.135	1.175	1.215	1.255	1.295	1.335	1.375
	\$43,470.50	\$45,002.50	\$46,534.50	\$48,066.50	\$49,598.50	\$51,130.50	\$52,662.50
5	1.18	1.22	1.26	1.3	1.34	1.38	1.42
	\$45,194.00	\$46,726.00	\$48,258.00	\$49,790.00	\$51,322.00	\$52,854.00	\$54,386.00
6		1.265	1.305	1.345	1.385	1.425	1.465
		\$48,449.50	\$49,981.50	\$51,513.50	\$53,045.50	\$54,577.50	\$56,109.50
7		1.31	1.35	1.39	1.43	1.47	1.51
		\$50,173.00	\$51,705.00	\$53,237.00	\$54,769.00	\$56,301.00	\$57,833.00
8		1.355	1.395	1.435	1.475	1.515	1.555
		\$51,896.50	\$53,428.50	\$54,960.50	\$56,492.50	\$58,024.50	\$59,556.50
9		1.4	1.44	1.48	1.52	1.56	1.6
		\$53,620.00	\$55,152.00	\$56,684.00	\$58,216.00	\$59,748.00	\$61,280.00
10		1.445	1.485	1.525	1.565	1.605	1.645
		\$55,343.50	\$56,875.50	\$58,407.50	\$59,939.50	\$61,471.50	\$63,003.50
11				1.57	1.61	1.65	1.69
				\$60,131.00	\$61,663.00	\$63,195.00	\$64,727.00

12				1.615	1.655	1.695	1.735
				\$61,854.50	\$63,386.50	\$64,918.50	\$66,450.50
13					1.7	1.74	1.78
					\$65,110.00	\$66,642.00	\$68,174.00
14					1.745	1.785	1.825
					\$66,833.50	\$68,365.50	\$69,897.50
15					1.79	1.83	1.87
					\$68,557.00	\$70,089.00	\$71,621.00
16						1.875	1.915
						\$71,812.50	\$73,344.50

\* - Step of B+36 has been removed starting with 2017-2018, teachers who were on staff and have attained this column will be permitted to remain without having a Master's Degree.

## **APPENDIX B**



Assistant Coach One-Act or Speech					
Middle School Assistant Coach (All Sports)					
Dance Team Coach (No Cheer)					
All School (Spring) Play					
National Honor Society					
Head Middle School Speech Coach					
<b>2%</b>	\$766	\$1,149	\$1,532	\$1,915	
Unified Bowling Coach					
Student Council Sponsor					
High School Quiz Bowl					
School Improvement Chair (Split if more than 1)					
K-6 Vocal Director (Split if more than 1)					
Girls on the Run					
<b>1%</b>	\$383	\$766	\$1,149	\$1,532	
Class Sponsor (Other than Junior)					
Letterman Club					
Reading Classics					
Middle School Quiz Bowl					
Middle School Assistant Speech Coach					
After School Academic Clubs (Robotics, etc.)					

**2% Additional Compensation Clause-** Extra prep & practice time/All Coaches of that activity

District Final- Volleyball & Basketball

Round of 16- Football

Team/State Qualifier- One Act and Golf

Wrestling and Speech - If 10 or more participants, 30% qualifying events (6 events). If 9 or less participants, 35% qualifying events

Track - If 20 or more participants, 25% qualifying events (8 events). If 19 or less participants, 30% qualifying events

\* - Maximum placement for out of District experience.

## **APPENDIX D**

### **ALL EXTRA DUTIES ARE PAID \$30 PER ACTIVITY**

#### **Volleyball**

Scorekeeper and P.A. System  
Lines People (\*If a triangular, pay is \$60)  
Libero Tracker  
Clock/Scoreboard Operators  
Ticket Takers

#### **Football**

Announcer and P.A. System  
Ticket Takers  
School Building Supervisors (Restrooms)  
Extra Cashier

#### **Basketball**

Clock/Scoreboard Operators  
Scorekeeper and P.A. System  
Ticket Takers

#### **Track**

Ticket Taker

#### **Out of Town Events**

Scorekeeper for Basketball and Volleyball Games

#### **Administration Host**

\$150 for each extra NSAA Sanctioned District Event held at SRC

APPENDIX E

**Educators Health Alliance  
Renewal Rates for Health, Dental, and Dual Choice Options  
Effective September 1, 2023  
5% Discount Rates Only**

Health Coverage - Active Employees	Renewal Rates -- 5% Discount			
	Employee	Ee & Child(ren)	Ee & Spouse	Ee, Spouse & Child(ren)
<i>\$650 Deductible</i>	\$803.77	\$1,486.97	\$1,687.89	\$2,266.41
<i>\$850 Deductible</i>	\$782.05	\$1,446.81	\$1,642.32	\$2,205.22
<i>\$1,050 Deductible</i>	\$762.11	\$1,409.92	\$1,600.44	\$2,148.98
<i>\$1,200 Deductible</i>	\$749.18	\$1,385.96	\$1,573.23	\$2,112.45
<i>\$1,450 Deductible</i>	\$736.40	\$1,362.40	\$1,546.46	\$2,076.52
<i>\$1,900 Deductible</i>	\$705.46	\$1,305.14	\$1,481.47	\$1,989.25
<i>\$4,000 Deductible HSA-Eligible</i>	\$571.57	\$1,057.45	\$1,200.33	\$1,611.71
<i>\$2,500 Deductible (Dual Choice Only)</i>	n/a	n/a	n/a	n/a
<i>\$3,800 Deductible HSA-Eligible (Dual Choice Only)</i>	\$643.00	\$1,189.59	\$1,350.33	\$1,813.14

Health Coverage - Retirees	Renewal Rates			
	Employee	Ee & Child(ren)	Ee & Spouse	Ee, Spouse & Child(ren)
<i>\$1,050 Deductible</i>	\$898.61	\$1,592.99	\$1,887.07	\$2,385.41
<i>\$4,000 Deductible HSA-Eligible</i>	\$673.98	\$1,194.75	\$1,415.34	\$1,789.05
<i>\$2,500 Deductible</i>	\$758.21	\$1,344.04	\$1,592.19	\$2,012.63
<i>\$3,800 Deductible HSA-Eligible</i>	\$758.21	\$1,344.04	\$1,592.19	\$2,012.63

Dental Coverage	Renewal Rates			
	Employee	Ee & Child(ren)	Ee & Spouse	Ee, Spouse & Child(ren)
<i>100% A, 75% B Coverage - Option 1</i>	\$27.42	\$50.71	\$57.55	\$77.31
<i>100% A, 80% B, 70% C Coverage - Option 3</i>	\$58.22	\$107.74	\$122.27	\$164.19
<i>PPO - 100% A, 75% B, 50% C Coverage - Option 2</i>	\$29.54	\$54.61	\$62.00	\$83.29
<i>PPO - 100% A, 80% B, 80% C, 50% D Coverage - Option 4</i>	\$53.01	\$98.07	\$111.34	\$149.53
<i>PPO - 100% A, B, &amp; C Coverage - Option 5</i>	\$58.01	\$107.33	\$121.85	\$163.64



IXL Learning  
 777 Mariners Island Blvd., Suite 600  
 San Mateo, CA 94404

# RENEWAL QUOTE

QUOTE # 1840558-2022-001-2  
 DATE: DECEMBER 6, 2022

**TO:**  
 Matt Carley  
 Shelby Rising Public Schools  
 650 N Walnut St.  
 Shelby, NE 68662



*ESSER II*

*2 years = 13,770*

cnrehab.com                      308.398.5170

**COMMENTS OR SPECIAL INSTRUCTIONS**

Discount is contingent upon receiving payment of at least 50% upfront in Year 1

\*Optional Payment Plan

- Year 1 (50%)
- Year 2 (25%)
- Year 3 (25%)

A signed IXL sales contract agreement is required if using the payment plan.

SALESPERSON	ACCOUNT #	RENEWAL PERIOD	QUOTE VALID UNTIL
Michael Smalls	A17-1840558	August 17, 2023 – August 17, 2026	August 17, 2023

QUANTITY	DESCRIPTION	UNIT PRICE	TOTAL
1	IXL site license (Grades K-12: 400 students) Subjects: Math and ELA  <i>K-8 math licenses include complimentary access to IXL's universal screener</i>	\$20,400.00	\$20,400.00
1	One-time renewal discount (10%)  <i>Unlimited instructor accounts included</i>	-\$2,040.00	-\$2,040.00
SUBTOTAL			\$18,360.00
SALES TAX			--
SHIPPING & HANDLING			--
TOTAL DUE			\$18,360.00

**Ordering instructions**

We accept payment by purchase order, check, or credit card. To submit a purchase order for this quote, click [here](http://www.ixl.com/po-upload) or go to <http://www.ixl.com/po-upload> and enter quote # 1840558-2022-001-2. For international accounts, we can accept wire transfers for an additional fee.

**SALES CONTRACT**

CONTRACT #126770

December 6, 2022

IXL Learning  
777 Mariners Island Blvd., Suite 600  
San Mateo, CA 94404

**CUSTOMER**

Matt Carley  
Shelby Rising Public Schools  
650 N Walnut St.  
Shelby, NE 68662

**RENEWAL INFO**

Salesperson	Account #	Quote #	Renewal period
Michael Smalls	A17-1840558	1840558-2022-001-2	Aug 17, 2023 - Aug 17, 2026

**PAYMENT PLAN**

	Amount	Invoice date
Year 1	\$9,180 (50%)	August 17, 2023
Year 2	\$4,590 (25%)	August 17, 2024
Year 3	\$4,590 (25%)	August 17, 2025
<b>TOTAL</b>	<b>\$18,360</b>	

*Price valid until August 17, 2023*

**COMMENTS OR SPECIAL INSTRUCTIONS**

Discount is contingent upon receiving payment of at least 50% upfront in Year 1

\*Optional Payment Plan

Year 1 (50%)  
Year 2 (25%)  
Year 3 (25%)

A signed IXL sales contract agreement is required if using the payment plan.

**ACCEPTANCE OF SALES CONTRACT**

This is a binding agreement of payment between IXL Learning and the Purchaser. Your signature indicates that you have received, reviewed, and accepted the attached Terms and Conditions of Sale and that you agree to pay the full license price listed above within 60 days of the invoice date. Without a signature, your order may not be processed.

Acknowledged and agreed to:

**AUTHORIZED SIGNATURE**

**DATE**

\_\_\_\_\_

\_\_\_\_\_

12-12-22

## Summary of Curriculum Committee Meeting

Business Math

Approved to replace Math Essentials course we currently and to meet the needs of our students with more appropriate course content. Books needed are to be included in the curriculum materials proposal for this year.

Video Production

Approved to replace Digital Design. Will build off of what is being taught in MS but also will address content areas in which students could legitimately have experiences with or needs to know.

Secondary Math Curriculum

Approved the adoption/purchase of Reveal Math through McGraw Hill for materials Math 6 through Alg. 2 and will also include materials needing to be purchased for the new Business Math course approved above. This is Math's year to purchase new curriculum in the rotation. Curriculum will next be reviewed for the 28-29 school year

K-5 Writing

Failed to pass due to questions about whether or not the Wonders curriculum will be the chosen curriculum to update in their rotation for the 24-25 school year. Questions about the ability to deliver even the writing components with fidelity were brought up as the lessons are a bit longer than the time period to deliver. Need to propose this addition in the year it is ELA's year to update curriculum : 2023 for the 24-25 school year.

IT Fundamentals

Approved as the course that will be required of all students in the Class of 2027. This information was released from the Department of Education in early December, 2022. This course will cover the content and be coded appropriately go meet the requirements sent out under the Computer Science and Technology Act.

Elementary Math Curriculum

Approved as the curriculum was purchased for the 22-23 school year to replace Go Math with the understanding that this curriculum would have to be sufficient for a 7 year cycle. Curriculum will next be reviewed for the 28-29 school year.