

**Regular Board of Education Meeting**  
Tuesday, March 12, 2024  
6:00 PM  
High School SPED Room, Tecumseh, NE  
358 North 6th Street  
Tecumseh, NE 68450

1. Call to Order and Roll Call
2. Consent Agenda
  - 2.1. Approval of Regular Meeting Minutes
  - 2.2. Approval of the Claims for Payment and Financial Report
3. Public Comment
4. Presentation to the Board
  - 4.1. Diversified Drug Testing - Tom Nesbitt, CEO/President, will be presenting on the drug testing program at Johnson County Central.
5. Administrator Reports
  - 5.1. HS Principal Report
  - 5.2. MS Principal Report
  - 5.3. Activities Director Report
6. Superintendent's Report
  - 6.1. ALICAP Report
  - 6.2. Plan for Safe Return - Review of JCC's Plan for Safe Return document for the ESSER (Elementary and Secondary Schools Emergency Relief) Plan.
7. Future Dates
  - 7.1. NRCSA Spring Conference - Thursday, March 13 in Kearney.
8. Discussions
  - 8.1. 2024 Legislative Session - Discussion pertaining to legislative bills that can impact education.
  - 8.2. Proposed Changes to TEEOSA - Discussion pertaining to proposed changes to state funding for schools from Senator Tom Brandt and Dave Welsch (Milford School Board President).
  - 8.3. District Newsletter - Discussion pertaining to the hard-copy newsletter being mailed to the entire district and the financial impact of this practice.
9. Regular Agenda-Business
  - 9.1. Cook Site Repairs - Discuss, consider and take any necessary action in regard to repairs to the HVAC system of the Cook Site old gym/cafeteria.
  - 9.2. Football Field Score Board - Discuss, consider and take any necessary action in regard to the purchase of a score board and video board to replace the current score board on the football field.
  - 9.3. Policy Review - Discuss, consider and take any necessary action in regard to Johnson County Central policies 3027, 3028, 4031, 4032, 5017, 5018, 6009 and 6010.
  - 9.4. Resignation - Discuss, consider and take any necessary action in regard to Mrs. Julie Damme's resignation.

- 9.5. Resignation- Discuss, consider and take any necessary action in regard to Mrs. Julie Beach's resignation.
- 9.6. Teacher Contract - Discuss, consider and take any necessary action in regard to a teacher contract offered to Ms. Eryn Snethen for the 2024-2025 school year.
- 9.7. Teacher Contract - Discuss, consider and take any necessary action in regard to a teacher contract offered to Ms. Emily Gist for the 2024-2025 school year.
- 9.8. Teacher Contract - Discuss, consider and take any necessary action in regard to a teacher contract offered to Ms. Ashlee Twohig for the 2024-2025 school year.
- 9.9. Principal Contract - Discuss, consider and take any necessary action in regard to the 2024-2025 principal contract for Mr. Rich Bacon.
- 9.10. Principal Contract - Discuss, consider and take any necessary action in regard to the 2024-2025 principal contract for Mr. Rick Lester.
- 9.11. Superintendent Contract - Discuss, consider and take any necessary action in regard to the 2024-2025 superintendent contract for Mr. Jon Rother.
- 9.12. 2024-2025 Calendar - Discuss, consider and take any necessary action in regard to the 2024-2025 school calendar.
- 9.13. 2024-2025 School Day/Teacher Day - Discuss, consider and take any necessary action in regard to setting the hours for the school day and the teacher's work day for the 2024-2025 school year.
- 9.14. Facilities - Discuss, consider and take any necessary action in regard to the future of the facilities of Johnson County Central.
10. Next Meeting
11. Adjournment

**JOHNSON COUNTY SCHOOL DISTRICT NO. 0050  
JOHNSON COUNTY CENTRAL PUBLIC SCHOOLS  
BOARD OF EDUCATION  
REGULAR MEETING**

February 7, 2024

6:00 pm

Members Present: Arlin Beethe, Justin Beethe, Gail Hutt, Rebecca Plager,

Also Present: Jon H. Rother, Superintendent; Laurie Badertscher, Recording Secretary; Rich Bacon, PreK /4-8 Principal; Rick Lester, High School Principal; Garret Collin, Activities Director.

Bob Hutt-absent (excused)

Kim Wellensiek- absent (excused)

Visitors: Three visitors were present

---

The Johnson County School District No. 0050 Board of Education met in regular session at 6:00 p.m., Wednesday, February 7, 2024 in the high school room 204, Tecumseh, Nebraska. A current copy of the agenda was available for inspection in the office of the Superintendent prior to the meeting. The notice of meeting and agenda was posted at the three main school buildings as well as the Tecumseh and Cook Post Offices. Notice of the meeting was also published in the Tecumseh Chieftain.

Vice-President Arlin Beethe called the meeting to order at 6:00 p.m. and opened the meeting by announcing that the Open Meetings Act rules were posted. Roll call was taken. Arlin Beethe-present, Justin Beethe-present, Bob Hutt-absent, Gail Hutt-present, Plager-present, Wellensiek-absent.

A motion was made by Gail Hutt and seconded by Justin Beethe to approve the January 2024, regular Board of Education Meeting Minutes as presented. Roll call vote: Justin Beethe-yes, Bob Hutt-absent, Gail Hutt-yes, Plager-yes, Wellensiek-absent, Arlin Beethe-yes Carried 4-0.

A motion was made by Plager and seconded by Gail Hutt to approve the February Financial Report, General Fund claims for payment in the amount of \$713,808.74 and the Special Building Fund expenditures in the amount of \$13,388.00. Roll Call vote: Bob Hutt-absent, Gail Hutt-yes, Plager-yes, Wellensiek-absent, Arlin Beethe-yes, Justin Beethe-yes. Carried 4-0

**PUBLIC COMMENT-** None

**PRINCIPALS' REPORTS**

Principal, Lester provided information pertinent to the high school.

- Science position plans for 2024-2025 school year
- Honor Roll students were recognized
- Pre-registration for 2024-2025 will begin Feb 14<sup>th</sup>.

Principal, Rich Bacon reported on the following:

- Johnson County Spelling Bee completed
- 8<sup>th</sup> Grade to visit Southeast Community College-Lincoln

- Honor Roll students recognized.
- Parent Teacher Conferences - February 12, 2024
- Middle School Spring Dance - March 1, 2024

## **ACTIVITIES DIRECTOR REPORT**

Activities Director, Garret Collin reported on the following:

- Girls bowling team- placed 2<sup>nd</sup> at districts
- Girl basketball sub districts-February 13, 15
- Boys basketball sub districts-February 19, 20, 22
- Girls district wrestling- February 9
- Boys district wrestling- February 10

## **SUPERINTENDENT REPORT**

Superintendent Rother provided information on the following:

- enVision Math training
- Elementary teacher positions
- Director of Food Service
- Kitchen upgrades
- Transportation needs
- Cell phone usage
- Nebraska SMART tutoring program

## **FUTURE DATES**

- NRCSA Legislative Forum – February 20<sup>th</sup>.
- NRCSA Spring Conference- March 14<sup>th</sup>, 15<sup>th</sup>

## **DISCUSSION**

Superintendent Rother provided the preliminary 2024-2025 State Aid Calculations. Discussion was held regarding circulation and costs associated with the monthly school newsletter. Options will be considered.

## **REGULAR AGENDA BUSINESS**

A motion was made by Justin Beehte and second by Plager to continue membership with the Nebraska Association of School Boards. Roll call vote: Gail Hutt-yes, Plager-yes, Wellensiek-absent, Arlin Beethe-yes, Justin Beethe-yes, Bob Hutt-absent, Carried 4-0.

The Elementary and Secondary School Emergency Relief (ARP ESSER III) fund usage was reviewed. Johnson County Central Public Schools has/will use funds as follows:

- Fund startup for elementary after school program
- Employ additional school therapist services (current and ongoing)
- Construction of Tecumseh Site preschool playground

- Addition of upgraded buses and vans to the transportation fleet
- Support funding of three teachers (Class size reduction, difficult to fill positions)
- Employ an additional health care professional.

Mr. Rother led a discussion regarding the sick day buy back option for principals. Item tabled at this time.

A motion was made by Gail Hutt and second by Justin Beethe to approve the following policies as presented with no changes. **Policy 3025-** Returned and Outstanding Checks **Policy 3026-** Handbooks; **Policy 4029-** Salary Schedule for Certificated Employees; **Policy 4030-**Evaluation of Certificated Employees; **Policy-5015-** Protection of Pupil Rights; **Policy 5016-** Student Records; **Policy 6007-**Senior Recognition; **Policy 6008-** Class Rank.

A motion was made by Justin Beethe and second by Gail Hutt to approve the 2024-2025 Negotiated Agreement by and between the Johnson County Central Public Schools Board of Education and the Johnson County Central Education Association as presented. Roll call vote: Plager-yes, Wellensiek-absent, Arlin Beethe-yes, Justin Beethe-yes, Bob Hutt-absent, Gail Hutt-yes. Carried 4-0.

Superintendent Rother led a discussion in regard to the future of Johnson County Central Public Schools facilities.

A discussion was held regarding the classified staff compensation for the 2024-2025 school year. The 2023-2024 days lost to inclement weather were reviewed. Discussion was held and no action was taken on the 2024-2025 calendar at this time.

A motion was made by Plager and second by Justin Beethe to adjourn the meeting. Roll call vote: Wellensiek-absent, Arlin Beethe-yes, Justin Beethe-yes, Bob Hutt-absent, Gail Hutt-yes, Plager-yes, Carried 4-0

Meeting adjourned at 7:40 p.m.

The next regularly scheduled meeting will be held in the high school room 204 in Tecumseh, Nebraska at 6:00 p.m. Tuesday, March 12, 2024. The notice of meetings will be published in the Tecumseh Chieftain. The agenda will be posted at the three main school buildings as well as the Tecumseh and Cook Post Offices. A current copy of the agendas will be available for inspection in the office of the Superintendent prior to the meeting.



**JOHNSON COUNTY CENTRAL PUBLIC SCHOOLS  
STATEMENT OF ACCOUNTS  
2023-2024**

**GENERAL FUND  
American National Bank  
Account # 1055931**

| <b>Month</b> | <b>Beginning Bal .</b> | <b>Expenditures</b> | <b>Receipts</b> | <b>Interest</b> | <b>Ending Balance</b> |
|--------------|------------------------|---------------------|-----------------|-----------------|-----------------------|
| October-22   | 1,668,431.19           | 774,349.05          | 215,761.98      | 0.00            | 1,109,844.12          |
| November-22  | 1,109,844.12           | 782,197.80          | 277,959.06      | 0.00            | 605,605.38            |
| Decmeber-22  | 605,605.38             | 734,218.69          | 515,148.28      | 0.00            | 386,534.97            |
| January-23   | 386,534.97             | 698,699.84          | 1,384,811.67    | 0.00            | 1,072,646.80          |
| February-23  | 1,072,646.80           | 707,324.59          | 719,937.64      | 0.00            | 1,085,259.85          |
| March-23     | 1,085,259.85           | 759,857.14          | 376,881.58      | 0.00            | 702,284.29            |
| April-23     | 702,284.29             | 752,507.48          | 725,139.60      | 0.00            | 674,916.41            |
| May-23       | 674,916.41             | 744,465.39          | 2,139,950.64    | 0.00            | 2,070,401.66          |
| June-23      | 2,070,401.66           | 924,034.21          | 406,371.82      | 0.00            | 1,552,739.27          |
| July-23      | 1,552,739.27           | 679,422.43          | 99,238.12       | 0.00            | 972,554.96            |
| August-23    | 972,548.96             | 760,812.46          | 355,427.15      | 0.00            | 567,163.65            |
| September-23 | 567,163.65             | 1,500,135.77        | 1,732,254.07    | 0.00            | 799,281.95            |
| October-23   | 799,281.95             | 812,973.20          | 318,774.75      | 0.00            | 305,083.50            |
| November-23  | 305,083.50             | 810,296.73          | 701,379.02      | 0.00            | 196,165.79            |
| December-23  | 196,165.79             | 785,112.77          | 1,298,573.17    | 0.00            | 709,626.19            |
| January-24   | 709,626.19             | 789,695.57          | 1,464,732.07    | 0.00            | 1,384,662.69          |
| February-24  | 1,384,662.69           | 713,808.74          | 823,180.74      | 0.00            | 1,494,034.69          |

\* Fund 200,000.00 + 121,550

**IMPREST ACCOUNT  
American National Bank  
Account #4084077**

| <b>Month</b> | <b>Beginning Bal .</b> | <b>Expenditures</b> | <b>Receipts</b> | <b>Interest</b> | <b>Ending Balance</b> |
|--------------|------------------------|---------------------|-----------------|-----------------|-----------------------|
| October-22   | 3,298.12               | 2238.96             | 2,480.16        | 0.00            | 3,539.32              |
| November-22  | 3,539.32               | 558.14              | 0.00            | 0.00            | 2,981.18              |
| December-22  | 2,981.18               | 946.52              | 1,726.48        | 0.00            | 3,761.14              |
| January-23   | 3,761.14               | 504.36              | 0.00            | 0.00            | 3,256.78              |
| February-23  | 3,256.78               | 766.03              | 0.00            | 0.00            | 2,490.75              |
| March-23     | 2,490.75               | 941.28              | 2,104.21        | 0.00            | 3,653.68              |
| April-23     | 3,653.68               | 768.66              | 941.28          | 0.00            | 3,826.30              |
| May-23       | 3,826.30               | 1193.1              | 769.66          | 0.00            | 3,402.86              |
| June-23      | 3,402.86               | 520.82              | 0.00            | 0.00            | 2,882.04              |
| July-23      | 2,882.04               | 1168                | 2,939.10        | 0.00            | 4,653.14              |
| August-23    | 4,653.14               | 950.01              | 764.51          | 0.00            | 4,467.64              |
| September-23 | 4,467.64               | 746.51              | 953.50          | 0.00            | 4,674.63              |
| October-23   | 4,674.63               | 195.94              | 560.45          | 0.00            | 5,039.14              |
| November-23  | 5,039.14               | 512.35              | 0.00            | 0.00            | 4,526.79              |
| December-23  | 4,526.79               | 461.14              | 0.00            | 0.00            | 4,065.65              |
| January-24   | 4,065.65               | 165.68              | 0.00            | 0.00            | 3,899.97              |
| February-24  | 3,899.97               | 784.52              | 1,533.99        | 0.00            | 4,649.44              |

**BUILDING FUND**

**American National Bank**

**Account MM #50000119**

| <b>Month</b> | <b>Beginning Bal .</b> | <b>Expenditures</b> | <b>Receipts</b> | <b>Interest</b> | <b>Ending Balance</b> |
|--------------|------------------------|---------------------|-----------------|-----------------|-----------------------|
| October-22   | 935,300.23             | 0.00                | 9,917.13        | 192.10          | 945,409.46            |
| November-22  | 945,409.46             | 72,930.00           | 5,815.73        | 292.88          | 878,588.07            |
| December-22  | 878,588.07             | 35,943.92           | 38,698.18       | 468.12          | 881,810.45            |
| January-23   | 881,810.45             | 0.00                | 111,312.68      | 687.40          | 993,810.53            |
| February-23  | 993,810.53             | 15,268.24           | 47,010.12       | 749.88          | 1,026,302.29          |
| March-23     | 1,026,302.29           | 0.00                | 11,678.44       | 928.76          | 1,038,909.49          |
| April-23     | 1,038,909.49           | 0.00                | 57,396.39       | 819.83          | 1,097,125.71          |
| May-23       | 1,097,125.71           | 0.00                | 185,165.44      | 1035.73         | 1,283,326.88          |
| June-23      | 1,283,326.88           | 0.00                | 23,680.45       | 1131.56         | 1,308,138.89          |
| July-23      | 1,308,138.89           | 0.00                | 5,822.13        | 1441.47         | 1,315,402.49          |
| August-23    | 1,315,402.49           | 10,204.21           | 19,320.94       | 2643.50         | 1,327,162.72          |
| September-23 | 1,327,162.72           | 72,795.00           | 148,711.51      | 3551.47         | 1,406,630.70          |
| October-23   | 1,406,630.70           | 35,173.78           | 13,621.47       | 3445.32         | 1,388,523.71          |
| November-23  | 1,388,523.71           | 214,549.58          | 3,903.90        | 3112.88         | 1,180,990.91          |
| December-23  | 1,180,990.91           | 7,775.02            | 54,657.73       | 3057.01         | 1,230,930.63          |
| January-24   | 1,230,930.63           | 0.00                | 171,421.47      | 4323.79         | 1,406,675.89          |
| February-24  | 1,406,675.89           | 13,338.00           | 82,945.75       | 5350.84         | 1,481,634.48          |

\* owes 200,000.00+ ESSER \$

**BOND FUND**

**American National Bank**

**Account MM #3188887**

| <b>Month</b> | <b>Beginning Bal .</b> | <b>Expenditures</b> | <b>Receipts</b> | <b>Interest</b> | <b>Ending Balance</b> |
|--------------|------------------------|---------------------|-----------------|-----------------|-----------------------|
| October-22   | 16,899.50              | 0.00                | 15.18           | 1.16            | 16,915.84             |
| November-22  | 16,915.84              | 0.00                | 0.00            | 2.78            | 16,918.62             |
| December-23  | 16,918.62              | 0.00                | 0.00            | 3.30            | 16,921.92             |
| January-23   | 16,921.92              | 0.00                | 0.00            | 3.30            | 16,925.22             |
| February-23  | 16,925.22              | 0.00                | 0.00            | 2.99            | 16,928.21             |
| March-23     | 16,928.21              | 0.00                | 0.00            | 3.51            | 16,931.72             |
| April-23     | 16,931.72              | 0.00                | 0.00            | 2.99            | 16,934.71             |
| May-23       | 16,934.71              | 0.00                | 0.00            | 3.30            | 16,938.01             |
| June-23      | 16,938.01              | 0.00                | 0.00            | 3.42            | 16,941.43             |
| July-23      | 16,941.43              | 0.00                | 0.00            | 3.09            | 16,944.52             |
| August-23    | 16,944.52              | 0.00                | 0.00            | 3.30            | 16,947.82             |
| September-23 | 16,947.82              | 0.00                | 0.00            | 3.31            | 16,951.13             |
| October-23   | 16,951.13              | 0.00                | 0.00            | 3.20            | 16,954.33             |
| November-23  | 16,954.33              | 0.00                | 0.00            | 3.20            | 16,957.53             |
| December-23  | 16,957.53              | 0.00                | 0.00            | 3.31            | 16,960.84             |
| January-24   | 16,960.84              | 0.00                | 0.00            | 3.31            | 16,964.15             |
| February-24  | 16,964.15              | 0.00                | 0.00            | 3.10            | 16,967.25             |

**QUAL CAP PURP**  
**American National Bank**  
**Savings Account #7005153**

| <b>Month</b> | <b>Beginning Bal .</b> | <b>Expenditures</b> | <b>Receipts</b> | <b>Interest</b> | <b>Ending Balance</b> |
|--------------|------------------------|---------------------|-----------------|-----------------|-----------------------|
| October-22   | 10,760.26              | 0.00                | 0.00            | 0.43            | 10,760.69             |
| November-22  | 10,760.69              | 0.00                | 0.00            | 0.44            | 10,761.13             |
| December-22  | 10,761.13              | 0.00                | 0.00            | 0.46            | 10,761.59             |
| January-23   | 10,761.59              | 0.00                | 0.00            | 0.45            | 10,762.04             |
| February-23  | 10,762.04              | 0.00                | 0.00            | 0.42            | 10,762.46             |
| March-23     | 10,762.46              | 0.00                | 0.00            | 0.48            | 10,762.94             |
| April-23     | 10,762.94              | 0.00                | 0.00            | 0.41            | 10,763.35             |
| May-23       | 10,763.35              | 0.00                | 0.00            | 0.46            | 10,763.81             |
| June-23      | 10,763.81              | 0.00                | 0.00            | 0.47            | 10,764.28             |
| July-23      | 10,764.28              | 0.00                | 0.00            | 0.43            | 10,764.71             |
| August-23    | 10,764.71              | 0.00                | 0.00            | 0.46            | 10,765.17             |
| Septmeber-23 | 10,765.17              | 0.00                | 0.00            | 0.45            | 10,765.62             |
| October-23   | 10,765.62              | 0.00                | 0.00            | 0.45            | 10,766.07             |
| November-23  | 10,766.07              | 0.00                | 0.00            | 0.44            | 10,766.51             |
| December-23  | 10,766.51              | 0.00                | 10,762.54       | 0.63            | 21,529.68             |
| January-24   | 21,529.68              | 0.00                | 36,763.52       | 1.77            | 58,294.97             |
| February-24  | 58,294.97              | 0.00                | 17,016.92       | 2.66            | 75,314.55             |

**DEPRECIATION FUND**  
**American National Bank**  
**Account MM #50000107**

| <b>Month</b> | <b>Beginning Bal .</b> | <b>Expenditures</b> | <b>Receipts</b> | <b>Interest</b> | <b>Ending Balance</b> |
|--------------|------------------------|---------------------|-----------------|-----------------|-----------------------|
| October-22   | 4,441.81               | 0.00                | 0               | 0.31            | 4,442.12              |
| November-22  | 4,442.12               | 0.00                | 0               | 0.73            | 4,442.85              |
| December-22  | 4,442.85               | 0.00                | 0               | 0.87            | 4,443.72              |
| January-23   | 4,443.72               | 0.00                | 0               | 0.86            | 4,444.58              |
| February-23  | 4,444.58               | 0.00                | 0               | 0.79            | 4,445.37              |
| March-23     | 4,445.37               | 0.00                | 0               | 0.92            | 4,446.29              |
| April-23     | 4,446.29               | 0.00                | 0               | 0.78            | 4,447.07              |
| May-23       | 4,447.07               | 0.00                | 0               | 0.87            | 4,447.94              |
| June-23      | 4,447.94               | 0.00                | 0               | 0.90            | 4,448.84              |
| July-23      | 4448.84                | 0.00                | 0               | 0.81            | 4449.65               |
| August-23    | 4449.65                | 0.00                | 0               | 0.87            | 4450.52               |
| September-23 | 4450.52                | 0                   | 0               | 0.87            | 4451.39               |
| October-23   | 4451.39                | 0                   | 0               | 0.84            | 4452.23               |
| November-23  | 4452.23                | 0                   | 0               | 0.84            | 4453.07               |
| December-23  | 4453.07                | 0                   | 0               | 0.87            | 4453.94               |
| January-24   | 4453.94                | 0                   | 0               | 0.87            | 4454.81               |
| February-24  | 4454.81                | 0                   | 0               | 0.81            | 4455.62               |

**EMPLOYEE BENEFIT  
FUND  
Savings Account #70005160**

| <b>Month</b> | <b>Beginning Bal .</b> | <b>Expenditures</b> | <b>Receipts</b> | <b>Interest</b> | <b>Ending Balance</b> |
|--------------|------------------------|---------------------|-----------------|-----------------|-----------------------|
| October-22   | 497.82                 | 0                   | 0               | 0.02            | 497.84                |
| November-22  | 497.84                 | 0                   | 0               | 0.02            | 497.86                |
| December-22  | 497.86                 | 0                   | 0               | 0.02            | 497.88                |
| January-23   | 497.88                 | 0                   | 0               | 0.02            | 497.90                |
| February-23  | 497.90                 | 0                   | 0               | 0.02            | 497.92                |
| March-23     | 497.92                 | 0                   | 0               | 0.02            | 497.94                |
| April-23     | 497.94                 | 0                   | 0               | 0.02            | 497.96                |
| May-23       | 497.96                 | 0                   | 0               | 0.02            | 497.98                |
| June-23      | 497.98                 | 0                   | 0               | 0.03            | 498.01                |
| July-23      | 498.01                 | 0                   | 0               | 0.02            | 498.03                |
| August-23    | 498.03                 | 0                   | 0               | 0.02            | 498.05                |
| Septmeber-23 | 498.05                 | 0                   | 0               | 0.02            | 498.07                |
| October-23   | 498.07                 | 0                   | 0               | 0.02            | 498.09                |
| November-23  | 498.09                 | 0                   | 0               | 0.02            | 498.11                |
| December-23  | 498.11                 | 0                   | 0               | 0.02            | 498.13                |
| January-24   | 498.13                 | 0                   | 0               | 0.02            | 498.15                |
| Februrary-24 | 498.15                 | 0                   | 0               | 0.02            | 498.17                |

**CONTINGENCY FUND  
American National Bank  
Savings Account #7005174**

| <b>Month</b> | <b>Beginning Bal .</b> | <b>Expenditures</b> | <b>Receipts</b> | <b>Interest</b> | <b>Ending Balance</b> |
|--------------|------------------------|---------------------|-----------------|-----------------|-----------------------|
| October-22   | 2,757.17               | 0                   | 3.45            | 0.11            | 2,760.73              |
| November-22  | 2760.73                | 0                   | 3.56            | 0.11            | 2,764.40              |
| December-22  | 2764.4                 | 0                   | 3.45            | 0.12            | 2,767.97              |
| January-23   | 2767.97                | 0                   | 3.56            | 0.12            | 2,771.65              |
| Februrary-23 | 2771.65                | 0                   | 3.56            | 0.11            | 2,775.32              |
| March-23     | 2775.32                | 0                   | 4.25            | 0.12            | 2,779.69              |
| April-23     | 2779.69                | 0                   | 2.53            | 0.11            | 2,782.33              |
| May-23       | 2782.33                | 0                   | 3.45            | 0.12            | 2,785.90              |
| June-23      | 2785.9                 | 0                   | 3.56            | 0.12            | 2,789.58              |
| July-23      | 2789.58                | 0                   | 3.45            | 0.11            | 2,793.14              |
| August-23    | 2793.14                | 0                   | 3.56            | 0.12            | 2,796.82              |
| September-23 | 2796.82                | 0                   | 3.56            | 0.12            | 2,800.50              |
| October-23   | 2800.5                 | 0                   | 3.45            | 0.11            | 2,804.06              |
| November-23  | 2804.06                | 0                   | 3.56            | 0.12            | 2,807.74              |
| December-23  | 2807.74                | 0                   | 3.45            | 0.12            | 2,811.31              |
| January-24   | 2811.31                | 0                   | 3.56            | 0.12            | 2,814.99              |
| February-24  | 2814.99                | 0                   | 3.56            | 0.11            | 2,818.66              |

CD #0011200272 TFB 12,000(3/10/2024)

**Activity Fund**  
**Western National Bank**  
**Account #29284**

| Month  | Beginning Bal. | Expenditures | Receipts  | Interest | Ending Balance |
|--------|----------------|--------------|-----------|----------|----------------|
| 22-Oct | 20,644.48      | 25,218.04    | 98,262.10 | 4.75     | 93,688.54      |
| 22-Nov | 93,688.54      | 33,778.97    | 10,068.27 | 9.94     | 69,977.84      |
| 22-Dec | 69,977.84      | 40,999.46    | 29,067.12 | 9.22     | 58,045.50      |
| 23-Jan | 58,045.50      | 16,351.32    | 16,671.35 | 7.9      | 58,365.53      |
| 23-Feb | 58,365.53      | 17,260.71    | 13,336.87 | 6.21     | 54,441.69      |
| 23-Mar | 54,441.69      | 20,056.34    | 6,269.98  | 9.16     | 40,655.33      |
| 23-Apr | 40,655.33      | 19,934.57    | 9,976.76  | 10.88    | 30,697.52      |
| 23-May | 30,697.52      | 24,294.97    | 44,794.28 | 13.04    | 51,196.83      |
| 23-Jun | 51,196.83      | 13,576.39    | 6,133.82  | 13.32    | 43,754.26      |
| 23-Jul | 43,754.26      | 19,874.11    | 9,963.46  | 11.28    | 33,843.61      |
| 23-Aug | 33,843.61      | 62,554.02    | 59,037.12 | 9.1      | 30,326.71      |
| 23-Sep | 30,326.71      | 31,902.13    | 36,199.11 | 7.75     | 34,623.69      |
| 23-Oct | 34,623.69      | 38,532.20    | 48,817.84 | 12.38    | 44,909.33      |
| 23-Nov | 44,909.33      | 43,118.10    | 34,067.92 | 12.74    | 35,859.15      |
| 23-Dec | 35,859.15      | 34,006.86    | 19,088.83 | 10.28    | 20,941.12      |
| 24-Jan | 20,941.12      | 30,389.68    | 37,088.49 | 5.9      | 27,639.93      |
| 24-Feb | 27,639.93      | 18,380.93    | 11,063.14 | 7.6      | 20,322.14      |

Mkt. below

Money Market #0021 \$9,260.59

Business Value #4810 \$1858.57

**Lunch Fund**  
**Western National Bank**  
**Account #29241**

| Month  | Beginning Bal. | Expenditures | Receipts  | Interest | Ending Balance |
|--------|----------------|--------------|-----------|----------|----------------|
| 22-Oct | 60,899.07      | 34,330.05    | 24,465.61 | 7.36     | 51,034.63      |
| 22-Nov | 51,034.63      | 19,732.24    | 11,173.34 | 5.73     | 42,475.73      |
| 22-Dec | 42,475.73      | 17,990.07    | 65,855.14 | 7.17     | 90,340.80      |
| 23-Jan | 90,340.80      | 75,937.90    | 12,612.19 | 10.81    | 27,015.09      |
| 23-Feb | 27,015.09      | 18,018.51    | 42,624.21 | 4.29     | 51,620.79      |
| 23-Mar | 51,620.79      | 55,792.88    | 39,285.05 | 11.18    | 35,112.96      |
| 23-Apr | 35,112.96      | 14,394.35    | 29,265.41 | 11.2     | 49,984.02      |
| 23-May | 49,984.02      | 21,833.41    | 33,805.31 | 16.67    | 61,955.92      |
| 23-Jun | 61,955.92      | 49,568.63    | 19,470.61 | 9.5      | 31,857.90      |
| 23-Jul | 31,857.90      | 6,316.19     | 25,673.11 | 11.39    | 51,214.82      |
| 23-Aug | 51,214.82      | 43,859.25    | 15,411.25 | 11.21    | 22,766.82      |
| 23-Sep | 22,766.82      | 36,568.99    | 21,97.20  | 2.15     | 8,105.03       |
| 23-Oct | 8,105.03       | 17,426.20    | 36,043.15 | 5.13     | 26,721.98      |
| 23-Nov | 26,721.98      | 28,076.57    | 32,927.31 | 7.18     | 31,572.72      |
| 23-Dec | 31,572.72      | 37,955.06    | 34,086.83 | 4.54     | 27,704.49      |
| 24-Jan | 27,704.49      | 32,546.22    | 24,075.62 | 10.53    | 19,233.89      |
| 24-Feb | 19,233.89      | 16,652.39    | 23,659.43 | 5.58     | 26,240.93      |













**Board Report - Detail after checks are printed**

| Vendor Name                       | Invoice Number                    | Check Number | Amount    |
|-----------------------------------|-----------------------------------|--------------|-----------|
| Account Number                    | Detail Description                |              | Amount    |
| Checking Account ID 1             | Fund Number 01                    | GENERAL FUND |           |
| A STREET AUTO PARTS               | 584177/584346                     | 10045        | 64.16     |
| 01 2710 610 000                   | BRAKE FLUID/ANTIFREEZE            |              | 18.48     |
| 01 2710 610 000                   | BUS #12 HEATER PART/ANTIFREEZE    |              | 45.68     |
| Total A STREET AUTO PARTS         |                                   |              | 64.16     |
| ALL MAKES                         | 239702                            | 10046        | 90.00     |
| 01 1100 610 001                   | ARM FOR CHAIR REPLACEMNT COMP LAB |              | 90.00     |
| Total ALL MAKES                   |                                   |              | 90.00     |
| Andre Rautenbach                  | 10122723                          | 10047        | 220.00    |
| 01 2630 420 001                   | FERTILIZER YARD TEC               |              | 50.00     |
| 01 2630 420 003                   | FERTILIZER YARD TEC               |              | 50.00     |
| 01 2630 420 001                   | FERTILIZE FBALL FIELD             |              | 60.00     |
| 01 2630 420 002                   | FERTILIZE FBALL FIELD             |              | 60.00     |
| Total Andre Rautenbach            |                                   |              | 220.00    |
| AWARDS UNLIMITED INC.             | 84862                             | 10048        | 81.06     |
| 01 1100 610 003                   | NAME PLATES DIRECTORY ELEM TEC    |              | 81.06     |
| Total AWARDS UNLIMITED INC.       |                                   |              | 81.06     |
| B&H PHOTO-VIDEO                   | 221807776                         | 10049        | 3,287.92  |
| 01 2660 650 002                   | SECURITY CAMERA COOK SITE         |              | 1,643.96  |
| 01 2660 650 004                   | SECURITY CAMERA COOK SITE         |              | 1,643.96  |
| Total B&H PHOTO-VIDEO             |                                   |              | 3,287.92  |
| BEYOND SPEECH SERVICES, LLC       | 7                                 | 10050        | 12,465.25 |
| 01 2151 340 001                   | HS SPEECH SERVICES                |              | 630.50    |
| 01 2151 340 002                   | MS SPEECH SERVICES                |              | 1,509.07  |
| 01 2151 340 003                   | ELEM TEC SPEECH SERVICES          |              | 7,820.30  |
| 01 2151 340 004                   | ELEM COOK SPEECH SERVICES         |              | 2,505.38  |
| Total BEYOND SPEECH SERVICES, LLC |                                   |              | 12,465.25 |
| BRENDA R. GLUNZ                   | 032024                            | 10051        | 4,528.58  |
| 01 6998 340 002                   | MS MENTAL HEALTH SERVICES         |              | 122.77    |
| 01 6998 340 001                   | HS MENTAL HEALTH SERVICES         |              | 1,563.04  |
| 01 6998 340 003                   | ELEM TEC MENTAL HEALTH SERIVCES   |              | 2,800.27  |
| 01 2140 330 003                   | PREK MENTAL HEALTH SERVICES       |              | 42.50     |
| BRENDA R. GLUNZ                   | MARCH 2024                        | 10051        | 7,639.88  |
| 01 2141 340 003                   | ELEM TEC PSYCH SERV               |              | 2,596.08  |
| 01 2141 340 001                   | HS PSYCH SERVICES                 |              | 1,868.58  |
| 01 2141 340 002                   | MS PSYCH SERVICES                 |              | 1,316.72  |
| 01 6408 340 003                   | 3-5 PSYCH SERVICES                |              | 416.39    |
| 01 2141 340 004                   | ELEM COOK PSYCH SERV              |              | 952.97    |
| 01 6412 340 003                   | HOMESCHOOL PYSCH SERV             |              | 489.14    |
| Total BRENDA R. GLUNZ             |                                   |              | 12,168.46 |
| BRINKMAN BROTHERS INC             | 02202024                          | 10052        | 88.86     |
| 01 2730 431 000                   | SUBURBAN SERVICED                 |              | 88.86     |
| Total BRINKMAN BROTHERS INC       |                                   |              | 88.86     |
| CDW Government                    | GD70947                           | 10053        | 1,327.20  |

| Vendor Name                           | Invoice Number                             | Check Number | Amount   |
|---------------------------------------|--|--------------|----------|
| Account Number                        | Detail Description                         |              | Amount   |
| 01 2230 643 001                       | CISCO TECH. SECURITY/5308.80<br>ERATE PD   |              | 331.80   |
| 01 2230 643 002                       | CISCO TECH SECURITY/5308.80<br>ERATE PD    |              | 331.80   |
| 01 2230 643 003                       | CISCO TECH SECURITY/5308.80<br>ERATE PD    |              | 331.80   |
| 01 2230 643 004                       | CISCO TECH SECURITY/5308.80<br>ERATE PD    |              | 331.80   |
| Total CDW Government                  |  |              | 1,327.20 |
| Charter Communications                | 032024                                     | 10054        | 44.32    |
| 01 2223 530 000                       | CABLE SERVICES                             |              | 44.32    |
| Total Charter Communications          |  |              | 44.32    |
| CITY OF TECUMSEH-UTILITIES            | 032024                                     | 10055        | 2,361.90 |
| 01 2610 410 001                       | WT/SW HS                                   |              | 98.68    |
| 01 2610 621 001                       | ELECTRICITY HS                             |              | 1,082.26 |
| 01 2610 410 003                       | WT/SW ELEM TEC                             |              | 98.69    |
| 01 2610 621 003                       | ELECTRICITY ELEM TEC                       |              | 1,082.27 |
| Total CITY OF TECUMSEH-UTILITIES      |  |              | 2,361.90 |
| CNA SURETY                            | BOND #<br>61256645N                        | 10056        | 40.00    |
| 01 2310 521 000                       | NOTARY BOND LB                             |              | 40.00    |
| Total CNA SURETY                      |  |              | 40.00    |
| CONTINENTAL FIRE SPRINKLER CO.        | 295693                                     | 10057        | 425.00   |
| 01 2670 431 002                       | FIRE SYSTEM ANNUAL INSPECTION<br>COOK SITE |              | 212.50   |
| 01 2670 431 004                       | FIRE SYSTEM ANNUAL INSPECTION<br>COOK SITE |              | 212.50   |
| Total CONTINENTAL FIRE SPRINKLER CO.  |  |              | 425.00   |
| CORNERSTONES OF CARE                  | 190486                                     | 10058        | 6,000.00 |
| 01 2213 330 003                       | BIST SUPPORT SERVICES                      |              | 3,000.00 |
| 01 2213 330 004                       | BIST SUPPORT SERVICES                      |              | 3,000.00 |
| Total CORNERSTONES OF CARE            |  |              | 6,000.00 |
| CULLIGAN OF PERCIVAL                  | 19650/20181/2018<br>8/20                   | 10059        | 688.07   |
| 01 2610 610 001                       | SOFTNER SALT HS                            |              | 102.12   |
| 01 2610 610 002                       | SOFTNER SALT MS                            |              | 37.37    |
| 01 2610 610 003                       | SOFTNER SALT ELEM TEC                      |              | 102.13   |
| 01 2610 610 004                       | SOFTNER SALT ELEM COOK                     |              | 37.38    |
| 01 2610 440 001                       | SOFTNER RENTAL                             |              | 108.88   |
| 01 2610 440 003                       | SOFTNER RENTAL                             |              | 108.89   |
| 01 2610 440 001                       | SOFTNER SALT HS                            |              | 95.65    |
| 01 2610 440 003                       | SOFTNER SALT ELEM TEC                      |              | 95.65    |
| Total CULLIGAN OF PERCIVAL            |  |              | 688.07   |
| DAS State Accounting -Central Finance | 1412006                                    | 10060        | 267.63   |
| 01 2230 382 001                       | INTERNET / DL SERVICES                     |              | 66.91    |
| 01 2230 382 002                       | INTERNET / DL SERVICES                     |              | 66.91    |
| 01 2230 382 003                       | INTERNET / DL SERVICES                     |              | 66.91    |
| 01 2230 382 004                       | INTERNET / DL SERVICES                     |              | 66.90    |

| Vendor Name                                 | Invoice Number                          | Check Number | Amount    |
|---|---|--------------|-----------|
| Account Number                              | Detail Description                      |              | Amount    |
| Total DAS State Accounting -Central Finance |   |              | 267.63    |
| Doug Daily                                  | 9170                                    | 10061        | 1,500.00  |
| 01 2620 431 001                             | URINALS REPAIRED                        |              | 1,500.00  |
| Total Doug Daily                            |   |              | 1,500.00  |
| ESU #4                                      | FEB 2024                                | 10062        | 29,038.18 |
| 01 6408 591 004                             | 0-2 SPED ED DIR                         |              | 127.16    |
| 01 6408 591 003                             | 3-5 SPED ED DIR                         |              | 127.16    |
| 01 6408 591 004                             | 0-2 AUDIOLOGY                           |              | 55.00     |
| 01 6408 591 003                             | 3-5 AUDIOLOGY                           |              | 55.00     |
| 01 6408 591 004                             | 0-2 SPEECH SERV                         |              | 1,083.42  |
| 01 6408 591 003                             | 3-5 SPEECH SERV                         |              | 2,527.98  |
| 01 6408 591 004                             | 0-2 EC CONSULT                          |              | 293.78    |
| 01 6408 591 003                             | 3-5 EC CONSULT                          |              | 293.78    |
| 01 1200 591 003                             | ELEM TEC SPED ED DIR                    |              | 572.22    |
| 01 1200 591 004                             | ELEM COOK SPED ED DIR                   |              | 572.22    |
| 01 1200 591 001                             | HS SPED ED DIR                          |              | 572.22    |
| 01 1200 591 002                             | MS SPED ED DIR                          |              | 572.22    |
| 01 2151 591 003                             | ELEM COOK AUDIOLOGY                     |              | 247.50    |
| 01 2151 591 004                             | ELEM TEC AUDIOLOGY                      |              | 247.50    |
| 01 2151 591 001                             | HS AUDIOLOGY                            |              | 247.50    |
| 01 2151 591 002                             | MS AUDIOLOGY                            |              | 247.50    |
| 01 2151 591 004                             | ELEM COOK DEAF ED                       |              | 180.00    |
| 01 2151 591 001                             | HS DEAF ED                              |              | 180.00    |
| 01 1200 591 001                             | LEARNING CENTER X 2                     |              | 19,211.52 |
| 01 2230 330 000                             | TCADRE MSCHEER                          |              | 30.00     |
| 01 2230 330 000                             | NETA CONF SCHEER , MEINTS,<br>HUNZEKER  |              | 567.00    |
| 01 2230 591 001                             | SECURITY CAMERA SUPPORT                 |              | 9.38      |
| 01 2230 591 002                             | SECURITY CAMERA SUPPORT                 |              | 9.38      |
| 01 2230 591 003                             | SECURITY CAMERA SUPPORT                 |              | 9.37      |
| 01 2230 591 004                             | SECURITY CAMERA SUPPORT 9.37            |              | 9.37      |
| 01 2213 330 001                             | ENGAGING EDUCATORS CONF                 |              | 247.50    |
| 01 2213 330 002                             | ENGAGING EDUCATORS CONF                 |              | 247.50    |
| 01 2213 330 004                             | ENGAGING EDUCATORS CONF                 |              | 247.50    |
| 01 2213 330 003                             | ENGAGING EDUCATORS CONF                 |              | 247.50    |
| Total ESU #4                                |   |              | 29,038.18 |
| ESU 6                                       | 19881                                   | 10063        | 181.98    |
| 01 2230 591 001                             | TECH HOSTED SERVICES                    |              | 45.50     |
| 01 2230 591 002                             | TECH HOSTED SERVICES                    |              | 45.50     |
| 01 2230 591 003                             | TECH HOSTED SERVICES                    |              | 45.49     |
| 01 2230 591 004                             | TECH HOSTED SERVICES                    |              | 45.49     |
| Total ESU 6                                 |   |              | 181.98    |
| FIELD FORD MERCURY INC                      | 65800                                   | 10064        | 2,407.50  |
| 01 2730 431 000                             | BUS #19 SERVICED                        |              | 224.32    |
| 01 2730 431 000                             | VAN #13 SERVICED / WHEEL BEARING        |              | 458.19    |
| 01 2730 431 000                             | VAN #10A SERVICED / BELTS               |              | 168.14    |
| 01 2730 431 000                             | EXPEDITION SERVICED                     |              | 66.50     |
| 01 2730 431 000                             | BUS #20 SERVICED                        |              | 142.45    |
| 01 2730 431 000                             | VAN 10B SERVICED / WATCH REAR<br>BRAKES |              | 88.80     |

| Vendor Name                  | Invoice Number                           | Check Number | Amount          |
|------------------------------|--|--------------|-----------------|
| Account Number               | Detail Description                       |              | Amount          |
| 01 2730 431 000              | VAN 09 SERVICED /REAR CALIPERS/PADS      |              | 850.00          |
| 01 2730 431 000              | BUS #9 SERVICED                          |              | 409.10          |
| Total FIELD FORD MERCURY INC |  |              | <u>2,407.50</u> |
| FIRST CONCORD GROUP          | 032024                                   | 10065        | 114.00          |
| 01 2510 340 000              | 125 PLAN FEES                            |              | 114.00          |
| Total FIRST CONCORD GROUP    |  |              | <u>114.00</u>   |
| Flood Communications         | IN-12402122228                           | 10066        | 130.00          |
| 01 2310 540 000              | RADIO SPOT BBALL VS. SOUTHERN            |              | 65.00           |
| 01 2310 540 000              | RADIO SPOT BBALL VS. FREEMAN             |              | 65.00           |
| Total Flood Communications   |  |              | <u>130.00</u>   |
| GRAINGER                     | 9006485388                               | 10067        | 5,102.46        |
| 01 2620 610 001              | VACUUM                                   |              | 314.80          |
| 01 2620 610 002              | HAND SOAP                                |              | 296.70          |
| 01 2620 610 003              | VACUUM                                   |              | 314.80          |
| 01 2620 610 004              | HAND SOAP                                |              | 296.70          |
| 01 2620 610 001              | TRASH BAGS                               |              | 53.10           |
| 01 2620 610 003              | TRASH BAGS                               |              | 53.10           |
| 01 2610 610 001              | BULBS                                    |              | 102.90          |
| 01 2610 610 002              | BULBS                                    |              | 102.90          |
| 01 2610 610 003              | BULBS                                    |              | 102.90          |
| 01 2610 610 004              | BULBS                                    |              | 102.90          |
| 01 2620 610 001              | URINAL TRMNT, MOPS, VACUUM, PAPER TOW    |              | 442.57          |
| 01 2620 610 003              | URINAL TRMNT, MOPS, VACUUM, PAPER TOW    |              | 442.57          |
| 01 2620 610 001              | WIPES,TPAPER,TRASH BAGS,M TRAPS,CLEANER  |              | 360.52          |
| 01 2620 610 003              | WIPES,TPAPER,TRASH BAGS,M TRAPS,CLEANER  |              | 360.52          |
| 01 2620 610 001              | EXIT SIGNS, MOPS, RAGS                   |              | 138.42          |
| 01 2620 610 002              | EXIT SIGNS, MOPS, RAGS                   |              | 138.42          |
| 01 2620 610 003              | EXIT SIGNS, MOPS, RAGS                   |              | 138.41          |
| 01 2620 610 004              | EXIT SIGNS, MOPS, RAGS                   |              | 138.41          |
| 01 2610 610 001              | HEATER X 2                               |              | 145.78          |
| 01 2610 610 002              | HEATER X 1                               |              | 72.89           |
| 01 2610 610 004              | HEATER X 1                               |              | 72.89           |
| 01 2620 610 002              | TRASH BAGS, STRIPPING PADS, SAN. NAPKINS |              | 455.13          |
| 01 2620 610 004              | TRASH BAGS, STRIPPING PADS, SAN. NAPKINS |              | 455.13          |
| GRAINGER                     | 9033371742                               | 10067        | 1,192.60        |
| 01 2620 610 001              | VACUUM CLEANER                           |              | 596.30          |
| 01 2620 610 003              | VACUUM CLEANER                           |              | 596.30          |
| Total GRAINGER               |  |              | <u>6,295.06</u> |
| HANDS OF HEARTLAND           | 03012024                                 | 10068        | 8,163.80        |
| 01 1200 569 001              | TRANSITION SERVICES SPED                 |              | 8,163.80        |
| Total HANDS OF HEARTLAND     |  |              | <u>8,163.80</u> |
| HAUG COMMUNICATIONS INC      | ALINV-KS-0124-80                         | 10069        | 325.70          |
| 01 2710 890 000              | RADIO TOWER RENTAL                       |              | 325.70          |

| Vendor Name                     | Invoice Number                       | Check Number | Amount   |
|---------------------------------|--------------------------------------|--------------|----------|
| Account Number                  | Detail Description                   |              | Amount   |
| Total HAUG COMMUNICATIONS INC   |                                      |              | 325.70   |
| HOME DEPOT PRO, THE             | 786821595                            | 10070        | 389.37   |
| 01 2620 610 001                 | VACUUM MOTOR                         |              | 64.57    |
| 01 2620 610 003                 | VACUUM MOTOR                         |              | 64.58    |
| 01 2620 610 002                 | RUBBERBANDS FOR TRASH CANS           |              | 30.62    |
| 01 2620 610 004                 | RUBBERBANDS FOR TRASH CANS           |              | 30.63    |
| 01 2620 610 001                 | VACUUM BELTS                         |              | 17.60    |
| 01 2620 610 003                 | VACUUM BELTS                         |              | 17.60    |
| 01 2620 610 001                 | CEILING TILES FOR LOCKER ROOM        |              | 44.86    |
| 01 2620 610 001                 | CEILING TILES FOR LOCKER ROOM        |              | 118.91   |
| Total HOME DEPOT PRO, THE       |                                      |              | 389.37   |
| HOMETOWN LEASING                | 20                                   | 10071        | 2,043.19 |
| 01 1100 550 001                 | COPIER LEASE                         |              | 510.79   |
| 01 1100 550 002                 | COPIER LEASE                         |              | 510.80   |
| 01 1100 550 003                 | COPIER LEASE                         |              | 510.80   |
| 01 1100 550 004                 | COPIER LEASE                         |              | 510.80   |
| Total HOMETOWN LEASING          |                                      |              | 2,043.19 |
| IMPREST ACCT                    | 032024                               | 10072        | 784.52   |
| 01 2560 531 000                 | PSTG COOK SITE                       |              | 193.23   |
| 01 2560 531 000                 | PSTG TEC SITE                        |              | 228.47   |
| 01 2560 531 000                 | MARCH NEWSLETTER PSTG                |              | 362.82   |
| Total IMPREST ACCT              |                                      |              | 784.52   |
| JOHNSON COUNTY HOSPITAL         | 231503                               | 10073        | 5,350.67 |
| 01 6408 340 004                 | 0-2 PT SERVICES                      |              | 181.13   |
| 01 6408 340 003                 | 3-5 PT SERVICES                      |              | 70.31    |
| 01 2171 340 003                 | EETC PT SERVICES                     |              | 386.21   |
| 01 2171 340 001                 | HS PT SERVICES                       |              | 185.02   |
| 01 6408 340 003                 | 3-5 PT SERVICES                      |              | 239.86   |
| 01 6408 340 004                 | 0-2 OT SERVICES                      |              | 297.27   |
| 01 6408 340 003                 | 3-5 OT SERVICES                      |              | 337.77   |
| 01 2161 340 003                 | ELEM TEC OT SERVICES                 |              | 2,062.26 |
| 01 2161 340 001                 | HS OT SERVICES                       |              | 439.83   |
| 01 2161 340 001                 | LIFE SKILLS OT SERVICES              |              | 101.25   |
| 01 6408 340 003                 | 3-5 OT SERVICES                      |              | 216.27   |
| 01 2161 340 004                 | ELEM COOK OT SERVICES                |              | 596.16   |
| 01 2161 340 002                 | MS OT SERVICES                       |              | 237.33   |
| Total JOHNSON COUNTY HOSPITAL   |                                      |              | 5,350.67 |
| JOHNSON COUNTY ROAD DEPT.       | 032024                               | 10074        | 6,026.18 |
| 01 2710 626 000                 | BUS / VAN GAS                        |              | 3,208.44 |
| 01 2710 626 000                 | BUS DIESEL                           |              | 2,391.61 |
| 01 2710 431 000                 | FUEL PUMP REPAIRS                    |              | 426.13   |
| Total JOHNSON COUNTY ROAD DEPT. |                                      |              | 6,026.18 |
| JOURNEY ED .COM INC.            | 10537049                             | 10075        | 887.28   |
| 01 2230 432 001                 | SOPHOS SECURITY FOR SERVER/COMPUTERS |              | 221.82   |
| 01 2230 432 002                 | SOPHOS SECURITY FOR SERVER/COMPUTERS |              | 221.82   |
| 01 2230 432 003                 | SOPHOS SECURITY FOR                  |              | 221.82   |

| Vendor Name                  | Invoice Number  | Check Number | Amount   |
|------------------------------|---|--------------|----------|
| Account Number               | Detail Description  |              | Amount   |
| 01 2230 432 004              | SERVER/COMPUTERS<br>SOPHOS SECURITY FOR<br>SERVER/COMPUTERS |              | 221.82   |
| Total JOURNEY ED .COM INC.   |   |              | 887.28   |
| JUDI BORRENPOHL              | 231415  | 10076        | 43.81    |
| 01 1100 610 003              | POPCORN/WATER   |              | 21.90    |
| 01 1100 610 004              | POPCORN / WATER   |              | 21.91    |
| Total JUDI BORRENPOHL        |   |              | 43.81    |
| KERNER ACE HARDWARE          | 032024  | 10077        | 549.35   |
| 01 2620 610 000              | KEY CUTTING   |              | 5.61     |
| 01 2620 610 001              | TOILET SEAT   |              | 26.99    |
| 01 2620 610 000              | GLUE/ DUCT TAPE   |              | 9.58     |
| 01 2620 610 000              | GLUE PEN  |              | 4.59     |
| 01 2620 610 000              | ICE SCRAPER   |              | 25.99    |
| 01 2620 610 000              | ELECTRIC BALLAST  |              | 33.99    |
| 01 2710 610 000              | DEICER  |              | 13.18    |
| 01 2620 610 000              | BLACK CAPS  |              | 2.59     |
| 01 2620 610 001              | DEAD BOLDT  |              | 31.99    |
| 01 2620 610 000              | KEY CUTTING   |              | 20.38    |
| 01 9000 890 000              | LUMBER FOR MUSICAL  |              | 106.06   |
| 01 2620 610 000              | WRENCHS   |              | 39.98    |
| 01 2630 610 000              | ROUNDUP   |              | 51.98    |
| 01 2620 610 000              | SCREWS /BIT   |              | 38.47    |
| 01 2710 610 000              | NUMBERS FOR BUSES   |              | 3.96     |
| 01 2620 610 000              | HARDWARE  |              | 5.58     |
| 01 2620 610 000              | KEY CUTTING   |              | 1.49     |
| 01 9000 890 000              | PAINT FOR MUSICAL   |              | 50.00    |
| 01 2620 610 000              | CABLE TIES  |              | 10.98    |
| 01 2620 610 000              | RECIP SAW / TORCH   |              | 50.98    |
| 01 2620 610 001              | GLUE /PAINT   |              | 14.98    |
| Total KERNER ACE HARDWARE    |   |              | 549.35   |
| KSB School Law, PC LLO       | 15880   | 10078        | 247.50   |
| 01 2330 317 000              | LEGAL SERVICES  |              | 247.50   |
| Total KSB School Law, PC LLO |   |              | 247.50   |
| Leuenberger, Heather         | 231501  | 10079        | 2,240.10 |
| 01 2712 332 001              | MLG TO PARENT REIMB   |              | 2,240.10 |
| Total Leuenberger, Heather   |   |              | 2,240.10 |
| MANDL, KENNETH               | 23 1453   | 10080        | 68.00    |
| 01 2710 626 000              | BUS #12 FUEL/ CO PUMPS DOWN                                 |              | 68.00    |
| Total MANDL, KENNETH         |   |              | 68.00    |
| MASTERCARD                   | 032024  | 10081        | 3,944.57 |
| 01 9000 890 000              | CHICK-FIL-AFOOD FOR ECNC<br>HOSPITALITY                     |              | 699.03   |
| 01 2151 641 003              | APPLE-SPEECH PATH APP                                       |              | 49.99    |
| 01 1100 890 001              | RUNZA-PT CONF MEALS   |              | 109.93   |
| 01 1100 890 002              | RUNZA-PT CONF MEALS   |              | 109.93   |
| 01 1100 890 003              | RUNZA - PT CONF MEALS                                       |              | 109.93   |
| 01 1100 890 004              | RUNZA-PT CONF MEALS   |              | 109.92   |

| Vendor Name                    | Invoice Number                           | Check Number | Amount   |
|--------------------------------|--|--------------|----------|
| Account Number                 | Detail Description                       |              | Amount   |
| 01 1100 610 001                | AMAZON-CAMERA ADAPTER                    |              | 12.99    |
| 01 9000 890 000                | STANLEY/CUP STUDENT DAMAGED/REIMB        |              | 66.29    |
| 01 2710 626 000                | SAPP BROS. - GAS DIST WRESTLING YORK     |              | 57.61    |
| 01 2710 626 000                | CASEY'S -GAS DIST WRESTLING ALBION       |              | 36.20    |
| 01 9000 890 000                | DG- DRINKS BBBALL FUNDRAISER REIMB       |              | 20.75    |
| 01 1100 890 000                | DG - CHIPS FOR PT CONF                   |              | 13.07    |
| 01 1100 890 000                | DG - CHIPS FOR PT CONF                   |              | 13.06    |
| 01 1100 890 000                | DG - CHIPS FOR PT CONF                   |              | 13.06    |
| 01 1100 890 000                | DG - CHIPS FOR PT CONF                   |              | 13.06    |
| 01 9000 890 000                | CALF. TACO- WREST STATE MEAL - REIMB     |              | 242.34   |
| 01 9000 890 000                | WALMART-FOOD FOR MEALS STATE WREST.REIMB |              | 107.81   |
| 01 3551 810 001                | SKILLS USA ORG. NATL DUES/CTE GRANT      |              | 176.00   |
| 01 3551 810 001                | SKILLS USA ORG. NATL DUES/CTE GRANT      |              | 16.00    |
| 01 9000 890 000                | CUSTOM SPORT/WREST SHIRTS FUND ACCT REIM |              | 120.00   |
| 01 9000 890 000                | WALMART/ FOOD STATE WREST. REIMB         |              | 6.48     |
| 01 9000 890 000                | MAMAS PIZZA/MEAL STATE WREST. REIMB      |              | 190.18   |
| 01 9000 890 000                | BUFFALO WILD WINGS/ MEAL STATE WREST. RE |              | 257.97   |
| 01 9000 890 000                | SONESTA ES SUITES/ACADECA STATE RMS REIM |              | 92.83    |
| 01 9000 890 000                | SONESTA ES SUITES/ACADECA STATE RMS REIM |              | 163.33   |
| 01 9000 890 000                | SONESTA ES SUITES/ACADECA STATE RMS REIM |              | 163.33   |
| 01 2560 531 000                | PRESTAMPED ENVELOPES                     |              | 787.75   |
| 01 9000 890 000                | CASEY'S / PIZZA BOYS BBALL FNDRAIS REIMB |              | 67.38    |
| 01 9000 890 000                | AMAZON/ MS DANCE SUPPLIES / MS FUND. RE  |              | 118.35   |
| Total MASTERCARD               |  |              | 3,944.57 |
| MATHESON TRI-GAS INC DBA       | 52309144/292703                          | 10082        | 1,646.92 |
|                                | 11                                       |              |          |
| 01 1100 610 001                | HS SHOP /WELDING SUPPLIES                |              | 1,545.65 |
| 01 1100 610 001                | HS SHOP /WELDING SUPPLIES                |              | 101.27   |
| Total MATHESON TRI-GAS INC DBA |  |              | 1,646.92 |
| NASB                           | 50223                                    | 10083        | 19.00    |
| 01 2310 810 000                | NASB MEMB. DISCOUNT OVPY                 |              | (96.00)  |
| 01 2570 330 000                | NAEP STATE CONF (LB(                     |              | 115.00   |
| Total NASB                     |  |              | 19.00    |
| NE SAFETY CENTER               | 57-12560                                 | 10084        | 125.00   |
| 01 2710 330 000                | CATEGORY A SM VEHICLE TRAINING (VSELL)   |              | 125.00   |
| Total NE SAFETY CENTER         |  |              | 125.00   |

**Board Report - Detail after checks are printed**

| Vendor Name  | Invoice Number                   | Check Number | Amount   |
|--|----------------------------------|--------------|----------|
| Account Number                                     | Detail Description               |              | Amount   |
| NEBR DEPT OF EDUCATION                             | 4871                             | 10085        | 600.00   |
| 01 2570 330 001                                    | NDE DATA CONF (ADVISOR)          |              | 150.00   |
| 01 2570 330 002                                    | NDE DATA CONF (ADVISOR)          |              | 150.00   |
| 01 2570 330 003                                    | NDE DATA CONF (ADVISOR)          |              | 150.00   |
| 01 2570 330 004                                    | NDE DATA CONF (ADVISOR)          |              | 150.00   |
| Total NEBR DEPT OF EDUCATION                       |                                  |              | 600.00   |
| NEBRASKA SCHOOL PUBLIC RELATIONS ASSOCIATION       | 1013 corrected                   | 10044        | 35.00    |
| 01 2320 810 000                                    | NebSPRA Annual Membership (JHR)  |              | 35.00    |
| Total NEBRASKA SCHOOL PUBLIC RELATIONS ASSOCIATION |                                  |              | 35.00    |
| NRCSA  | LF 063                           | 10086        | 150.00   |
| 01 2310 580 000                                    | LEGISLATIVE NRCSA FORUM (AB/ JR) |              | 150.00   |
| Total NRCSA  |                                  |              | 150.00   |
| OMAHA PUBLIC POWER DIST                            | march 2024                       | 10087        | 4,772.91 |
| 01 2610 621 002                                    | ELEC COOK SITE                   |              | 2,386.45 |
| 01 2610 621 004                                    | ELEC COOK SITE                   |              | 2,386.46 |
| Total OMAHA PUBLIC POWER DIST                      |                                  |              | 4,772.91 |
| ONE SOURCE   | 2022149038                       | 10088        | 45.50    |
| 01 2570 340 000                                    | ONE SOURCE BACKGROUND CK (CP)    |              | 45.50    |
| Total ONE SOURCE                                   |                                  |              | 45.50    |
| RASMUSSEN MECH. SERV., INC.                        | SRV110274                        | 10089        | 1,592.91 |
| 01 2610 340 002                                    | BOILER HVAC WORK COOK SITE       |              | 655.96   |
| 01 2610 340 004                                    | BOILER HVAC WORK COOK SITE       |              | 655.97   |
| 01 2610 340 001                                    | HVAC WORK HS                     |              | 280.98   |
| Total RASMUSSEN MECH. SERV., INC.                  |                                  |              | 1,592.91 |
| Ray Jay Sanitation                                 | 032024                           | 10090        | 500.00   |
| 01 2620 420 001                                    | GARBAGE SERV TEC SITE            |              | 250.00   |
| 01 2620 420 003                                    | GARBAGE SERV TEC SITE            |              | 250.00   |
| Total Ray Jay Sanitation                           |                                  |              | 500.00   |
| SCC BUSINESS OFFICE                                | L 37541                          | 10091        | 5,708.80 |
| 01 1115 565 001                                    | CAREER ACADEMY SENCAP CLASSES    |              | 5,420.80 |
| 01 1115 640 001                                    | CAREER ACADEMY SENCAP BKS        |              | 288.00   |
| Total SCC BUSINESS OFFICE                          |                                  |              | 5,708.80 |
| Scott P. Buss                                      | 2222204                          | 10092        | 151.00   |
| 01 2620 431 001                                    | PEST CONTROL SERVICES            |              | 41.50    |
| 01 2620 431 003                                    | PEST CONTROL SERVICES            |              | 41.50    |
| 01 2620 431 002                                    | PEST CONTROL SERVICES            |              | 34.00    |
| 01 2620 431 004                                    | PEST CONTROL SERVICES            |              | 34.00    |
| Total Scott P. Buss                                |                                  |              | 151.00   |
| SENCA SANITATION                                   | 032024                           | 10093        | 350.00   |
| 01 2620 420 002                                    | GARBAGE SERV COOK SITE           |              | 175.00   |
| 01 2620 420 004                                    | GARBAGE SERV COOK SITE           |              | 175.00   |
| Total SENCA SANITATION                             |                                  |              | 350.00   |

| Vendor Name                                    | Invoice Number               | Check Number | Amount     |
|--|------------------------------|--------------|------------|
| Account Number                                 | Detail Description           |              | Amount     |
| SUN AUTO TIRE & SERVICE                        | 13422/13564                  | 10094        | 1,427.26   |
| 01 2730 431 000                                | BUS #12 4 TIRES              |              | 1,050.32   |
| 01 2730 431 000                                | BUS #12 2 TIRES              |              | 376.94     |
| Total SUN AUTO TIRE & SERVICE                  |                              |              | 1,427.26   |
| Surnali LLC dba Diversified Drug Testing       | 19696/19681                  | 10095        | 675.00     |
| 01 1100 340 001                                | DRUG TESTING RANDOM X 10     |              | 585.00     |
| 01 1100 340 001                                | DRUG TESTING X 1             |              | 90.00      |
| Total Surnali LLC dba Diversified Drug Testing |                              |              | 675.00     |
| TECUMSEH CHIEFTAIN                             | 032024                       | 10096        | 533.51     |
| 01 2570 540 000                                | DIRECTOR OF NUTRITION SERV   |              | 88.00      |
| 01 2310 540 000                                | LEGALS                       |              | 240.51     |
| 01 2410 610 000                                | FORMS                        |              | 205.00     |
| Total TECUMSEH CHIEFTAIN                       |                              |              | 533.51     |
| UNITE PRIVATE NETWORKS, LLC                    | SI-24-008342                 | 10097        | 818.22     |
| 01 2230 382 001                                | INTERNET SERVICES            |              | 204.55     |
| 01 2230 382 002                                | INTERNET SERVICES            |              | 204.55     |
| 01 2230 382 003                                | INTERNET SERVICES            |              | 204.56     |
| 01 2230 382 004                                | INTERNET SERVICES            |              | 204.56     |
| Total UNITE PRIVATE NETWORKS, LLC              |                              |              | 818.22     |
| VERIZON WIRELESS                               | 9957127495                   | 10098        | 348.51     |
| 01 2560 382 000                                | CELL PHONE SERV              |              | 213.48     |
| 01 1100 650 001                                | HOTSPOT                      |              | 135.03     |
| Total VERIZON WIRELESS                         |                              |              | 348.51     |
| VILLAGE OF COOK WATER DEPT                     | 03202024                     | 10099        | 145.35     |
| 01 2610 610 002                                | WATER/SEWER COOK SITE        |              | 72.67      |
| 01 2610 610 004                                | WATER/SEWER COOK SITE        |              | 72.68      |
| Total VILLAGE OF COOK WATER DEPT               |                              |              | 145.35     |
| WATER ENGINEERING INC                          | in143552                     | 10100        | 235.00     |
| 01 2610 340 001                                | WATER MANAGEMENT SERVICES    |              | 58.75      |
| 01 2610 340 002                                | WATER MANAGEMENT SERVICES    |              | 58.75      |
| 01 2610 340 003                                | WATER MANAGEMENT SERVICES    |              | 58.75      |
| 01 2610 340 004                                | WATER MANAGEMENT SERVICES    |              | 58.75      |
| Total WATER ENGINEERING INC                    |                              |              | 235.00     |
| WINDSTREAM                                     | 032024                       | 10101        | 773.79     |
| 01 2560 530 000                                | TELEPHONE SERVICES TEC SITE  |              | 360.78     |
| 01 2560 530 000                                | TELEPHONE SERVICES COOK SITE |              | 413.01     |
| Total WINDSTREAM                               |                              |              | 773.79     |
| WOODRIVER ENERGY                               | 378436                       | 10102        | 5,057.93   |
| 01 2610 621 001                                | NATURAL GAS TEC SITE         |              | 2,528.96   |
| 01 2610 621 003                                | NATURAL GAS TEC SITE         |              | 2,528.97   |
| Total WOODRIVER ENERGY                         |                              |              | 5,057.93   |
| Fund Number 01                                 |                              |              | 136,062.20 |

**Board Report - Detail after checks are printed**

| Vendor Name           | Invoice Number     | Check Number | Amount           |
|-----------------------|--------------------|--------------|------------------|
| Account Number        | Detail Description |              | Amount           |
| Checking Account ID 1 |                    |              | <hr/> 136,062.20 |

**JOHNSON COUNTY CENTRAL PUBLIC SCHOOLS  
DIST 49-0050 MARCH 2024 GEN /BLDG FUND EXP.**

|  |                   |
|--|-------------------|
| JCC Dist 49-0050 Gen Fund Claims for Pymnts March 2024 | 136,062.20        |
| JCC Dist 49-0050 March2024 Payroll                     | 668,239.45        |
| <b>JCC DIST 49-0050 Gen Fund March 2024 Tot. Exp.</b>  | <b>804,301.65</b> |

|             |       |
|-------------|-------|
| % of BUDGET | 56.74 |
| % OF YEAR   | 58.00 |

|                                  |          |
|----------------------------------|----------|
| <b>Building Fund Expenditure</b> |          |
| Clark & Enersen                  | 2,914.50 |
| Pre Bond Reimb. Expenses         |          |

03/12/2024 01:06 PM

User ID: LLB

| Account Number  | Account Description                      | Revised Budget | Expended During Month | Expenditures to Date | % of Budget | Balance at EOM | Unencumbered Balance |
|-----------------|--|----------------|-----------------------|----------------------|-------------|----------------|----------------------|
| 01              | GENERAL FUND                             |                |                       |                      |             |                |                      |
| 1100            | REGULAR INSTRUCTIONAL PROGRAMS           |                |                       |                      |             |                |                      |
| 01 1100 111 001 | Teacher Salaries - HS                    | 852,085.51     | 65,038.69             | 458,933.05           | 53.86       | 393,152.46     | 393,152.46           |
| 01 1100 111 002 | Teacher Salaries MS                      | 503,500.00     | 38,610.81             | 263,354.02           | 52.30       | 240,145.98     | 240,145.98           |
| 01 1100 111 003 | Teacher Salaries Elem-Tec                | 507,500.00     | 42,289.35             | 296,082.15           | 58.34       | 211,417.85     | 211,417.85           |
| 01 1100 111 004 | Teacher Salaries Elem-Cook               | 253,850.36     | 20,446.09             | 147,371.41           | 58.05       | 106,478.95     | 106,478.95           |
| 01 1100 112 001 | Aide Wages--HS                           | 5,734.00       | 539.91                | 3,466.69             | 60.46       | 2,267.31       | 2,267.31             |
| 01 1100 112 002 | Aide Wages-MS                            | 8,463.50       | 929.93                | 5,402.17             | 63.83       | 3,061.33       | 3,061.33             |
| 01 1100 112 003 | Aide Wages-Elem Tec                      | 55,000.00      | 5,457.33              | 35,333.19            | 64.24       | 19,666.81      | 19,666.81            |
| 01 1100 112 004 | Aide Wages--Elem Cook                    | 48,583.86      | 4,451.05              | 29,607.83            | 60.94       | 18,976.03      | 18,976.03            |
| 01 1100 113 001 | Sub Salaries --HS                        | 80,000.00      | 3,975.00              | 46,967.38            | 58.71       | 33,032.62      | 33,032.62            |
| 01 1100 113 002 | Sub Salaries --MS                        | 27,400.00      | 1,575.00              | 17,162.22            | 62.64       | 10,237.78      | 10,237.78            |
| 01 1100 113 003 | Sub Salaries --Elem Tec                  | 8,500.00       | 1,875.00              | 7,729.88             | 90.94       | 770.12         | 770.12               |
| 01 1100 113 004 | Sub Salaries --Elem Cook                 | 5,000.00       | 1,500.00              | 3,825.38             | 76.51       | 1,174.62       | 1,174.62             |
| 01 1100 114 001 | Tech Staff Salary -HS                    | 7,513.00       | 626.16                | 4,383.12             | 58.34       | 3,129.88       | 3,129.88             |
| 01 1100 114 002 | Technical Staff Salary - MS              | 7,513.00       | 661.99                | 4,598.11             | 61.20       | 2,914.89       | 2,914.89             |
| 01 1100 114 003 | Technical Staff Salary -Elem Tec         | 7,513.00       | 626.17                | 4,383.19             | 58.34       | 3,129.81       | 3,129.81             |
| 01 1100 114 004 | Technical Staff Elem Cook                | 7,513.00       | 626.17                | 4,383.19             | 58.34       | 3,129.81       | 3,129.81             |
| 01 1100 120 001 | SUBSTITUTE OR TEMPORARY SALARIES         | 21,000.00      | 0.00                  | 17,381.00            | 82.77       | 3,619.00       | 3,619.00             |
| 01 1100 120 002 | SUBSTITUTE OR TEMPORARY SALARIES         | 5,000.00       | 0.00                  | 5,975.50             | 119.51      | (975.50)       | (975.50)             |
| 01 1100 122 001 | SUB AIDS                                 | 1,000.00       | 0.00                  | 0.00                 | 0.00        | 1,000.00       | 1,000.00             |
| 01 1100 122 002 | SUB AIDS                                 | 5,000.00       | 0.00                  | 0.00                 | 0.00        | 5,000.00       | 5,000.00             |
| 01 1100 122 003 | SUB AIDS                                 | 5,000.00       | 0.00                  | 0.00                 | 0.00        | 5,000.00       | 5,000.00             |
| 01 1100 122 004 | SUB AIDS                                 | 5,000.00       | 0.00                  | 0.00                 | 0.00        | 5,000.00       | 5,000.00             |
| 01 1100 123 003 | SUBSTITUTE TEACHERS                      | 0.00           | 0.00                  | 0.00                 | 0.00        | 0.00           | 0.00                 |
| 01 1100 132 001 | Aides Overtime HS                        | 500.00         | 0.00                  | 2.56                 | 0.51        | 497.44         | 497.44               |
| 01 1100 132 002 | Aides Overtime MS                        | 1,500.00       | 0.00                  | 0.00                 | 0.00        | 1,500.00       | 1,500.00             |
| 01 1100 132 003 | Aides Overtime-Elem Tec                  | 1,500.00       | 198.20                | 1,387.51             | 92.50       | 112.49         | 112.49               |
| 01 1100 132 004 | Aides Overtime - Elem Cook               | 1,000.00       | 13.18                 | 76.65                | 7.67        | 923.35         | 923.35               |
| 01 1100 150 001 | Additional compensation non-instructiona | 0.00           | 0.00                  | 0.00                 | 0.00        | 0.00           | 0.00                 |
| 01 1100 151 001 | Additional Compensation Teachers HS      | 162,000.00     | 16,667.04             | 106,807.99           | 65.93       | 55,192.01      | 55,192.01            |
| 01 1100 151 002 | Additional Compensation Teachers-MS      | 8,000.00       | 1,354.26              | 6,729.46             | 84.12       | 1,270.54       | 1,270.54             |
| 01 1100 151 003 | Additional Compensation Teachers         | 2,500.00       | 0.00                  | 387.29               | 15.49       | 2,112.71       | 2,112.71             |
| 01 1100 151 004 | Additional Compensation Teachers         | 1,500.00       | 0.00                  | 0.00                 | 0.00        | 1,500.00       | 1,500.00             |
| 01 1100 152 001 | Additional Compensation Aides HS         | 1,000.00       | 3,227.33              | 7,829.29             | 782.93      | (6,829.29)     | (6,829.29)           |
| 01 1100 152 002 | Additional Compensation Aides MS         | 500.00         | 109.44                | 1,847.00             | 369.40      | (1,347.00)     | (1,347.00)           |
| 01 1100 152 003 | Additional Compensation Aides ELEM TEC   | 1,000.00       | 0.00                  | 80.00                | 8.00        | 920.00         | 920.00               |
| 01 1100 152 004 | Additional Compensation Aides ELEM COOK  | 0.00           | 0.00                  | 20.00                | 0.00        | (20.00)        | (20.00)              |
| 01 1100 211 001 | Reg Sec Health Ins                       | 250,000.00     | 20,126.38             | 140,090.42           | 56.04       | 109,909.58     | 109,909.58           |
| 01 1100 211 002 | Reg Sec Health Ins                       | 167,000.00     | 12,461.25             | 85,288.33            | 51.07       | 81,711.67      | 81,711.67            |
| 01 1100 211 003 | Reg EI Health Inst                       | 160,000.00     | 13,191.55             | 92,340.85            | 57.71       | 67,659.15      | 67,659.15            |
| 01 1100 211 004 | Reg Sec Health Ins                       | 105,208.00     | 8,724.68              | 60,980.62            | 57.96       | 44,227.38      | 44,227.38            |
| 01 1100 212 001 | BCBS Aides HS                            | 2,000.00       | 164.13                | 1,164.60             | 58.23       | 835.40         | 835.40               |
| 01 1100 212 002 | BCBS AIDES                               | 1,500.00       | 124.27                | 870.31               | 58.02       | 629.69         | 629.69               |
| 01 1100 212 003 | BCBS Aides Elem Tec                      | 18,000.00      | 1,281.30              | 9,711.45             | 53.95       | 8,288.55       | 8,288.55             |
| 01 1100 212 004 | BCBS Aides Elem Cook                     | 8,700.00       | 743.61                | 4,995.50             | 57.42       | 3,704.50       | 3,704.50             |
| 01 1100 213 002 | BCBS SUB TEACHER                         | 0.00           | 0.00                  | 0.00                 | 0.00        | 0.00           | 0.00                 |
| 01 1100 214 001 | BCBS Tech Staff -HS                      | 1,195.00       | 99.25                 | 694.75               | 58.14       | 500.25         | 500.25               |
| 01 1100 214 002 | BCBS Tech Staff MS                       | 1,195.00       | 99.25                 | 694.75               | 58.14       | 500.25         | 500.25               |
| 01 1100 214 003 | BCBS Tech Staff - Elem Tec               | 1,195.00       | 99.25                 | 694.75               | 58.14       | 500.25         | 500.25               |
| 01 1100 214 004 | BCBS Tech Staff Elem Cook                | 1,195.00       | 99.25                 | 694.75               | 58.14       | 500.25         | 500.25               |
| 01 1100 220 001 | FICA NON INSTRUCTIONAL                   | 2,000.00       | 0.00                  | 1,329.70             | 66.49       | 670.30         | 670.30               |
| 01 1100 220 002 | FICA NON INSTRUCTIONAL                   | 2,500.00       | 0.00                  | 457.13               | 18.29       | 2,042.87       | 2,042.87             |
| 01 1100 221 001 | Teacher FICA HS                          | 81,000.00      | 6,196.15              | 42,855.85            | 52.91       | 38,144.15      | 38,144.15            |
| 01 1100 221 002 | Teacher FICA MS                          | 38,500.00      | 2,996.63              | 20,230.47            | 52.55       | 18,269.53      | 18,269.53            |
| 01 1100 221 003 | Teacher FICA Elem Tec                    | 38,500.00      | 3,192.05              | 22,373.44            | 58.11       | 16,126.56      | 16,126.56            |
| 01 1100 221 004 | Teacher FICA Elem Cook                   | 18,325.76      | 1,473.04              | 10,636.32            | 58.04       | 7,689.44       | 7,689.44             |
| 01 1100 222 001 | Aides FICA HS                            | 950.00         | 288.18                | 864.32               | 90.98       | 85.68          | 85.68                |
| 01 1100 222 002 | Aides FICA MS                            | 1,250.00       | 77.99                 | 543.80               | 43.50       | 706.20         | 706.20               |
| 01 1100 222 003 | Aides FICA Elem Tec                      | 5,000.00       | 426.51                | 2,761.18             | 55.22       | 2,238.82       | 2,238.82             |
| 01 1100 222 004 | Aides FICA Elem Cook                     | 3,800.00       | 340.44                | 2,267.22             | 59.66       | 1,532.78       | 1,532.78             |
| 01 1100 223 001 | FICA Sub Teacher HS                      | 6,500.00       | 304.11                | 3,593.05             | 55.28       | 2,906.95       | 2,906.95             |
| 01 1100 223 002 | FICA Sub Teacher MS                      | 2,000.00       | 120.47                | 1,312.89             | 65.64       | 687.11         | 687.11               |
| 01 1100 223 003 | FICA Sub Teacher- Elem Tec               | 750.00         | 143.45                | 591.38               | 78.85       | 158.62         | 158.62               |
| 01 1100 223 004 | FICA Sub Teacher - Elem Cook             | 500.00         | 114.75                | 292.64               | 58.53       | 207.36         | 207.36               |
| 01 1100 224 001 | FICA Tech Staff HS                       | 580.00         | 48.08                 | 336.54               | 58.02       | 243.46         | 243.46               |
| 01 1100 224 002 | FICA Tech Staff MS                       | 580.00         | 50.82                 | 352.98               | 60.86       | 227.02         | 227.02               |
| 01 1100 224 003 | FICA Tech Staff Elem Tec                 | 580.00         | 48.08                 | 336.54               | 58.02       | 243.46         | 243.46               |
| 01 1100 224 004 | FICA Tech Staff Elem Cook                | 580.00         | 48.08                 | 336.54               | 58.02       | 243.46         | 243.46               |





03/12/2024 01:06 PM

User ID: LLB

| Account Number  | Account Description                      | Revised Budget | Expended During Month | Expenditures to Date | % of Budget | Balance at EOM | Unencumbered Balance |
|-----------------|--|----------------|-----------------------|----------------------|-------------|----------------|----------------------|
| 01 1115 565 001 | Career Academy Tuition to Colleges       | 10,000.00      | 5,420.80              | 5,420.80             | 54.21       | 4,579.20       | 4,579.20             |
| 01 1115 640 001 | Career Academy Books HS                  | 2,500.00       | 288.00                | 288.00               | 11.52       | 2,212.00       | 2,212.00             |
| 01 1115 641 001 | Career Academy EBooks HS                 | 0.00           | 0.00                  | 0.00                 | 0.00        | 0.00           | 0.00                 |
| 01 1115 810 001 | DUES AND FEES                            | 500.00         | 0.00                  | 0.00                 | 0.00        | 500.00         | 500.00               |
| 1115            | CAREER ACADEMY PROGRAMS                  | 13,000.00      | 5,708.80              | 5,708.80             | 43.91       | 7,291.20       | 7,291.20             |
| 1150            | LIMITED ENGLISH PROF PROGRAMS            |                |                       |                      |             |                |                      |
| 01 1150 111 000 | LEP Salary                               | 0.00           | 0.00                  | 0.00                 | 0.00        | 0.00           | 0.00                 |
| 01 1150 111 001 | LEP Teacher Salary HS                    | 18,815.00      | 1,567.80              | 10,974.60            | 58.33       | 7,840.40       | 7,840.40             |
| 01 1150 111 002 | LEP Teacher Salary MS                    | 18,815.00      | 1,567.79              | 10,974.53            | 58.33       | 7,840.47       | 7,840.47             |
| 01 1150 111 003 | LEP Teacher Salary Elem Tec.             | 18,815.00      | 1,567.79              | 10,974.53            | 58.33       | 7,840.47       | 7,840.47             |
| 01 1150 111 004 | LEP Teacher Salary Elem. Cook            | 18,815.00      | 1,567.79              | 10,974.53            | 58.33       | 7,840.47       | 7,840.47             |
| 01 1150 112 001 | LEP Aide Salary HS                       | 6,065.00       | 571.25                | 3,780.59             | 62.33       | 2,284.41       | 2,284.41             |
| 01 1150 112 002 | LEP Aide Salary MS                       | 6,065.00       | 571.25                | 3,780.61             | 62.33       | 2,284.39       | 2,284.39             |
| 01 1150 112 003 | LEP Aide Salary Elem. Tec                | 6,065.00       | 571.25                | 3,780.61             | 62.33       | 2,284.39       | 2,284.39             |
| 01 1150 112 004 | LEP Aide Salary Elem. Cook               | 6,065.00       | 571.25                | 3,780.61             | 62.33       | 2,284.39       | 2,284.39             |
| 01 1150 113 001 | LEP Sub Salary HS                        | 250.00         | 0.00                  | 0.00                 | 0.00        | 250.00         | 250.00               |
| 01 1150 113 002 | LEP Sub Salary MS                        | 250.00         | 0.00                  | 0.00                 | 0.00        | 250.00         | 250.00               |
| 01 1150 113 003 | LEP Sub Salary Elem. Tec.                | 250.00         | 0.00                  | 0.00                 | 0.00        | 250.00         | 250.00               |
| 01 1150 113 004 | LEP Sub Salary Elem. Cook                | 250.00         | 0.00                  | 0.00                 | 0.00        | 250.00         | 250.00               |
| 01 1150 132 004 | Overtime Aide                            | 250.00         | 67.56                 | 358.70               | 143.48      | (108.70)       | (108.70)             |
| 01 1150 211 000 | LEP BCBS                                 | 0.00           | 0.00                  | 0.00                 | 0.00        | 0.00           | 0.00                 |
| 01 1150 211 001 | Reg Secondary Health Ins                 | 95.00          | 7.90                  | 55.30                | 58.21       | 39.70          | 39.70                |
| 01 1150 211 002 | Reg Sec Health Ins.                      | 95.00          | 7.90                  | 55.30                | 58.21       | 39.70          | 39.70                |
| 01 1150 211 003 | Reg Elem Health Ins.                     | 95.00          | 7.90                  | 55.30                | 58.21       | 39.70          | 39.70                |
| 01 1150 211 004 | Reg Elem Health Ins.                     | 95.00          | 7.90                  | 55.30                | 58.21       | 39.70          | 39.70                |
| 01 1150 212 000 | BCBS AIDES                               | 0.00           | 0.00                  | 0.00                 | 0.00        | 0.00           | 0.00                 |
| 01 1150 212 001 | BCBS AIDES                               | 2,380.00       | 194.40                | 1,373.26             | 57.70       | 1,006.74       | 1,006.74             |
| 01 1150 212 002 | BCBS AIDES                               | 2,380.00       | 194.40                | 1,373.27             | 57.70       | 1,006.73       | 1,006.73             |
| 01 1150 212 003 | BCBS AIDES                               | 2,380.00       | 194.40                | 1,373.27             | 57.70       | 1,006.73       | 1,006.73             |
| 01 1150 212 004 | BCBS AIDES                               | 2,380.00       | 217.40                | 1,484.40             | 62.37       | 895.60         | 895.60               |
| 01 1150 221 001 | SOCIAL SECURITY FOR TEACHERS/PROF STF    | 1,425.00       | 118.61                | 830.26               | 58.26       | 594.74         | 594.74               |
| 01 1150 221 002 | SOCIAL SECURITY FOR TEACHERS/PROF STF    | 1,450.00       | 118.61                | 830.26               | 57.26       | 619.74         | 619.74               |
| 01 1150 221 003 | SOCIAL SECURITY FOR TEACHERS/PROF STF    | 1,450.00       | 118.61                | 830.26               | 57.26       | 619.74         | 619.74               |
| 01 1150 221 004 | SOCIAL SECURITY FOR TEACHERS/PROF STF    | 1,450.00       | 118.66                | 830.58               | 57.28       | 619.42         | 619.42               |
| 01 1150 222 001 | FICA AIDES                               | 550.00         | 43.49                 | 287.74               | 52.32       | 262.26         | 262.26               |
| 01 1150 222 002 | FICA AIDES                               | 550.00         | 43.49                 | 287.74               | 52.32       | 262.26         | 262.26               |
| 01 1150 222 003 | FICA AIDES                               | 550.00         | 43.49                 | 287.74               | 52.32       | 262.26         | 262.26               |
| 01 1150 222 004 | FICA AIDES                               | 550.00         | 48.65                 | 315.14               | 57.30       | 234.86         | 234.86               |
| 01 1150 223 001 | FICA SUB TEACHER                         | 50.00          | 0.00                  | 0.00                 | 0.00        | 50.00          | 50.00                |
| 01 1150 223 002 | FICA SUB TEACHER                         | 50.00          | 0.00                  | 0.00                 | 0.00        | 50.00          | 50.00                |
| 01 1150 223 003 | FICA SUB TEACHER                         | 50.00          | 0.00                  | 0.00                 | 0.00        | 50.00          | 50.00                |
| 01 1150 223 004 | FICA SUB TEACHER                         | 50.00          | 0.00                  | 0.00                 | 0.00        | 50.00          | 50.00                |
| 01 1150 231 000 | LEP Retirement                           | 0.00           | 0.00                  | 0.00                 | 0.00        | 0.00           | 0.00                 |
| 01 1150 231 001 | Retirement Contrib. Teachers/Prof. Staff | 1,860.00       | 154.86                | 1,084.02             | 58.28       | 775.98         | 775.98               |
| 01 1150 231 002 | Retirement Contrib. Teachers/Prof. Staff | 1,860.00       | 154.86                | 1,084.02             | 58.28       | 775.98         | 775.98               |
| 01 1150 231 003 | Retirement Contrib. Teachers/Prof. Staff | 1,860.00       | 154.86                | 1,084.02             | 58.28       | 775.98         | 775.98               |
| 01 1150 231 004 | Retirement Contrib. Teachers/Prof. Staff | 1,860.00       | 154.87                | 1,084.09             | 58.28       | 775.91         | 775.91               |
| 01 1150 232 001 | RETIREMENT AIDES                         | 600.00         | 56.43                 | 370.82               | 61.80       | 229.18         | 229.18               |
| 01 1150 232 002 | RETIREMENT AIDES                         | 600.00         | 56.43                 | 370.82               | 61.80       | 229.18         | 229.18               |
| 01 1150 232 003 | RETIREMENT AIDES                         | 600.00         | 56.43                 | 370.82               | 61.80       | 229.18         | 229.18               |
| 01 1150 232 004 | RETIREMENT AIDES                         | 600.00         | 63.09                 | 406.25               | 67.71       | 193.75         | 193.75               |
| 01 1150 237 000 | INCREASED RETIREMENT CONTRIBUTION        | 0.00           | 0.00                  | 0.00                 | 0.00        | 0.00           | 0.00                 |
| 01 1150 237 001 | INCREASED RETIREMENT CONTRIBUTION        | 0.00           | 0.00                  | 0.00                 | 0.00        | 0.00           | 0.00                 |
| 01 1150 237 002 | INCREASED RETIREMENT CONTRIBUTION        | 0.00           | 0.00                  | 0.00                 | 0.00        | 0.00           | 0.00                 |
| 01 1150 237 003 | INCREASED RETIREMENT CONTRIBUTION        | 0.00           | 0.00                  | 0.00                 | 0.00        | 0.00           | 0.00                 |
| 01 1150 237 004 | INCREASED RETIREMENT CONTRIBUTION        | 0.00           | 0.00                  | 0.00                 | 0.00        | 0.00           | 0.00                 |
| 01 1150 281 000 | OTHER BENEFITS                           | 0.00           | 0.00                  | 0.00                 | 0.00        | 0.00           | 0.00                 |
| 01 1150 281 001 | Other Health Benefits Teachers HS        | 95.00          | 7.82                  | 54.54                | 57.41       | 40.46          | 40.46                |
| 01 1150 281 002 | OTHER HEALTH BENEFITS                    | 95.00          | 7.82                  | 54.53                | 57.40       | 40.47          | 40.47                |
| 01 1150 281 003 | OTHER HEALTH BENEFITS                    | 95.00          | 7.82                  | 54.53                | 57.40       | 40.47          | 40.47                |
| 01 1150 281 004 | OTHER HEALTH BENEFITS                    | 95.00          | 7.81                  | 54.48                | 57.35       | 40.52          | 40.52                |
| 01 1150 284 002 | OTHER HEALTH BENEFITS                    | 0.00           | 0.00                  | 0.00                 | 0.00        | 0.00           | 0.00                 |
| 01 1150 284 003 | Other Health Benefits                    | 0.00           | 0.00                  | 0.00                 | 0.00        | 0.00           | 0.00                 |
| 01 1150 610 001 | SUPPLIES                                 | 250.00         | 0.00                  | 0.00                 | 0.00        | 250.00         | 250.00               |



03/12/2024 01:06 PM

User ID: LLB

| Account Number  | Account Description                      | Revised Budget | Expended During Month | Expenditures to Date | % of Budget | Balance at EOM | Unencumbered Balance |
|-----------------|--|----------------|-----------------------|----------------------|-------------|----------------|----------------------|
| 01 1160 281 002 | OTHER BENEFITS                           | 0.00           | 0.00                  | 0.00                 | 0.00        | 0.00           | 0.00                 |
| 01 1160 281 003 | POVERTY OTHER BENEFITS                   | 0.00           | 0.00                  | 0.00                 | 0.00        | 0.00           | 0.00                 |
| 01 1160 281 004 | OTHER BENEFITS                           | 0.00           | 0.00                  | 0.00                 | 0.00        | 0.00           | 0.00                 |
| 01 1160 284 001 | OTHER HEALTH BENEFITS                    | 35.00          | 3.26                  | 22.58                | 64.51       | 12.42          | 12.42                |
| 01 1160 284 002 | OTHER HEALTH BENEFITS                    | 35.00          | 3.26                  | 22.58                | 64.51       | 12.42          | 12.42                |
| 01 1160 284 003 | OTHER HEALTH BENEFITS                    | 35.00          | 3.26                  | 22.58                | 64.51       | 12.42          | 12.42                |
| 01 1160 284 004 | OTHER HEALTH BENEFITS                    | 35.00          | 3.28                  | 22.70                | 64.86       | 12.30          | 12.30                |
| 01 1160 337 000 | Poverty tires and Parts                  | 0.00           | 0.00                  | 0.00                 | 0.00        | 0.00           | 0.00                 |
| 01 1160 338 000 | Poverty Bus repairs                      | 0.00           | 0.00                  | 0.00                 | 0.00        | 0.00           | 0.00                 |
| 01 1160 340 001 | OTHER PROFESSIONAL SERVICES              | 0.00           | 0.00                  | 0.00                 | 0.00        | 0.00           | 0.00                 |
| 01 1160 340 002 | OTHER PROFESSIONAL SERVICES              | 0.00           | 0.00                  | 0.00                 | 0.00        | 0.00           | 0.00                 |
| 01 1160 591 001 | CONTRACTED SERVICES OTHER DIST/ESU       | 0.00           | 0.00                  | 0.00                 | 0.00        | 0.00           | 0.00                 |
| 01 1160 591 002 | CONTRACTED SERVICES OTHER DIST/ESU       | 0.00           | 0.00                  | 0.00                 | 0.00        | 0.00           | 0.00                 |
| 01 1160 591 003 | CONTRACTED SERVICES OTHER DIST/ESU       | 0.00           | 0.00                  | 0.00                 | 0.00        | 0.00           | 0.00                 |
| 01 1160 591 004 | CONTRACTED SERVICES OTHER DIST/ESU       | 0.00           | 0.00                  | 0.00                 | 0.00        | 0.00           | 0.00                 |
| 01 1160 626 000 | Poverty Gas                              | 0.00           | 0.00                  | 0.00                 | 0.00        | 0.00           | 0.00                 |
| 1160            | PROVERTY PROGRAMS                        | 181,027.00     | 15,947.60             | 105,962.28           | 58.53       | 75,064.72      | 75,064.72            |
| 1190            | EARLY CHILDHOOD ED PROGRAMS              |                |                       |                      |             |                |                      |
| 01 1190 110 000 | REGULAR SALARIES                         | 0.00           | 0.00                  | 0.00                 | 0.00        | 0.00           | 0.00                 |
| 01 1190 111 003 | Teacher Salary                           | 46,810.00      | 3,900.20              | 27,301.40            | 58.32       | 19,508.60      | 19,508.60            |
| 01 1190 111 004 | Teacher Salary                           | 70,442.40      | 5,870.20              | 41,091.40            | 58.33       | 29,351.00      | 29,351.00            |
| 01 1190 112 003 | Aide Wages Tec. Site                     | 32,590.00      | 3,193.32              | 19,627.16            | 60.22       | 12,962.84      | 12,962.84            |
| 01 1190 112 004 | Early Childhood Aide Elem-Cook           | 28,128.00      | 2,408.90              | 16,502.28            | 58.67       | 11,625.72      | 11,625.72            |
| 01 1190 113 003 | Sub Salaries                             | 500.00         | 0.00                  | 212.00               | 42.40       | 288.00         | 288.00               |
| 01 1190 113 004 | Sub Salaries                             | 500.00         | 0.00                  | 949.00               | 189.80      | (449.00)       | (449.00)             |
| 01 1190 122 003 | SUB AIDS                                 | 500.00         | 0.00                  | 0.00                 | 0.00        | 500.00         | 500.00               |
| 01 1190 122 004 | SUB AIDS                                 | 500.00         | 0.00                  | 0.00                 | 0.00        | 500.00         | 500.00               |
| 01 1190 132 003 | Preschool Aide Overtime Tec.             | 600.00         | 50.67                 | 350.69               | 58.45       | 249.31         | 249.31               |
| 01 1190 132 004 | Preschool Aide Overtime Cook             | 250.00         | 17.60                 | 65.92                | 26.37       | 184.08         | 184.08               |
| 01 1190 151 003 | Additional Compensation Teachers         | 100.00         | 0.00                  | 0.00                 | 0.00        | 100.00         | 100.00               |
| 01 1190 211 003 | BCBS/VIS Early Childhood Teachers Tec    | 26,700.00      | 2,224.83              | 15,573.81            | 58.33       | 11,126.19      | 11,126.19            |
| 01 1190 211 004 | BCBS/VIS Early Childhood Teachers -Cook  | 26,700.00      | 2,224.83              | 15,573.81            | 58.33       | 11,126.19      | 11,126.19            |
| 01 1190 212 003 | BCBS Aides Early Childhood Tec           | 14,200.00      | 1,185.10              | 8,291.42             | 58.39       | 5,908.58       | 5,908.58             |
| 01 1190 212 004 | BCBS Early Childhood Aide Elem Cook      | 10,050.00      | 840.63                | 5,826.50             | 57.98       | 4,223.50       | 4,223.50             |
| 01 1190 220 000 | FICA NON INSTRUCTIONAL                   | 0.00           | 0.00                  | 0.00                 | 0.00        | 0.00           | 0.00                 |
| 01 1190 221 003 | EC Teacher FICA Tec                      | 3,550.00       | 296.11                | 2,072.60             | 58.38       | 1,477.40       | 1,477.40             |
| 01 1190 221 004 | EC Teacher FICA Cook                     | 5,500.00       | 437.70                | 3,063.66             | 55.70       | 2,436.34       | 2,436.34             |
| 01 1190 222 003 | EC Aide FICA Tec                         | 2,500.00       | 236.80                | 1,448.66             | 57.95       | 1,051.34       | 1,051.34             |
| 01 1190 222 004 | EC Aide FICA Elem Cook                   | 2,300.00       | 185.29                | 1,265.60             | 55.03       | 1,034.40       | 1,034.40             |
| 01 1190 223 003 | FICA SUB TEACHER                         | 400.00         | 0.00                  | 16.22                | 4.06        | 383.78         | 383.78               |
| 01 1190 223 004 | FICA SUB TEACHERS                        | 400.00         | 0.00                  | 72.61                | 18.15       | 327.39         | 327.39               |
| 01 1190 230 000 | RETIREMENT NON INSTUCTIONAL              | 0.00           | 0.00                  | 0.00                 | 0.00        | 0.00           | 0.00                 |
| 01 1190 231 003 | Retirement Contrib. Teachers/Prof. Staff | 4,650.00       | 385.25                | 2,696.76             | 57.99       | 1,953.24       | 1,953.24             |
| 01 1190 231 004 | Retirement Contrib. Teachers/Prof. Staff | 7,000.00       | 579.85                | 4,058.95             | 57.99       | 2,941.05       | 2,941.05             |
| 01 1190 232 003 | Retirement Aides Tec                     | 3,200.00       | 320.42                | 1,952.42             | 61.01       | 1,247.58       | 1,247.58             |
| 01 1190 232 004 | Retirement Aides Cook                    | 2,700.00       | 239.68                | 1,615.62             | 59.84       | 1,084.38       | 1,084.38             |
| 01 1190 233 003 | Retirement Sub Teachers                  | 0.00           | 0.00                  | 0.00                 | 0.00        | 0.00           | 0.00                 |
| 01 1190 233 004 | Retirement Sub Teachers                  | 0.00           | 0.00                  | 0.00                 | 0.00        | 0.00           | 0.00                 |
| 01 1190 237 000 | INCREASED RETIREMENT CONTRIBUTION        | 0.00           | 0.00                  | 0.00                 | 0.00        | 0.00           | 0.00                 |
| 01 1190 237 003 | INCREASED RETIREMENT CONTRIBUTION        | 0.00           | 0.00                  | 0.00                 | 0.00        | 0.00           | 0.00                 |
| 01 1190 237 004 | INCREASED RETIREMENT CONTRIBUTION        | 0.00           | 0.00                  | 0.00                 | 0.00        | 0.00           | 0.00                 |
| 01 1190 271 003 | EC Teachers Wokmens Comp Tec             | 0.00           | 0.00                  | 0.00                 | 0.00        | 0.00           | 0.00                 |
| 01 1190 271 004 | EC Teacher Workmens Comp Cook            | 0.00           | 0.00                  | 0.00                 | 0.00        | 0.00           | 0.00                 |
| 01 1190 281 003 | EC Teacher Health Benefits Tec           | 205.00         | 20.54                 | 141.42               | 68.99       | 63.58          | 63.58                |
| 01 1190 281 004 | EC Teacher Other Health Benefits Cook    | 290.00         | 29.26                 | 201.84               | 69.60       | 88.16          | 88.16                |
| 01 1190 320 003 | PROFESSIONAL ED SERVICES                 | 0.00           | 0.00                  | 0.00                 | 0.00        | 0.00           | 0.00                 |
| 01 1190 320 004 | PROFESSIONAL ED SERVICES                 | 0.00           | 0.00                  | 0.00                 | 0.00        | 0.00           | 0.00                 |
| 01 1190 330 000 | STAFF TRAINING                           | 0.00           | 0.00                  | 0.00                 | 0.00        | 0.00           | 0.00                 |
| 01 1190 330 003 | STAFF TRAINING                           | 1,000.00       | 0.00                  | 145.00               | 14.50       | 855.00         | 855.00               |
| 01 1190 330 004 | STAFF TRAINING                           | 1,000.00       | 0.00                  | 40.00                | 4.00        | 960.00         | 960.00               |
| 01 1190 580 003 | EC Travel Tec.                           | 500.00         | 0.00                  | 0.00                 | 0.00        | 500.00         | 500.00               |

03/12/2024 01:06 PM

User ID: LLB

| Account Number  | Account Description                      | Revised Budget | Expended During Month | Expenditures to Date | % of Budget | Balance at EOM | Unencumbered Balance |
|-----------------|--|----------------|-----------------------|----------------------|-------------|----------------|----------------------|
| 01 1190 580 004 | EC Travel Cook                           | 500.00         | 0.00                  | 0.00                 | 0.00        | 500.00         | 500.00               |
| 01 1190 610 003 | EC Supplies Tec                          | 500.00         | 0.00                  | 392.08               | 78.42       | 107.92         | 107.92               |
| 01 1190 610 004 | EC Supplies Cook                         | 500.00         | 0.00                  | 114.52               | 22.90       | 385.48         | 385.48               |
| 01 1190 626 000 | GASOLINE                                 | 0.00           | 0.00                  | 0.00                 | 0.00        | 0.00           | 0.00                 |
| 01 1190 640 003 | EC Books/ Periodical Tec                 | 0.00           | 0.00                  | 0.00                 | 0.00        | 0.00           | 0.00                 |
| 01 1190 640 004 | EC Books/ Periodical Tec                 | 0.00           | 0.00                  | 0.00                 | 0.00        | 0.00           | 0.00                 |
| 01 1190 643 003 | WEB CLOUD BASED SOFTWARE                 | 0.00           | 0.00                  | 18.00                | 0.00        | (18.00)        | (18.00)              |
| 01 1190 643 004 | WEB CLOUD BASED SOFTWARE                 | 0.00           | 0.00                  | 18.00                | 0.00        | (18.00)        | (18.00)              |
| 01 1190 650 003 | TECH SUPPLIES < 5,000                    | 1,700.00       | 0.00                  | 1,662.00             | 97.76       | 38.00          | 38.00                |
| 01 1190 650 004 | TECH SUPPLIES < 5,000                    | 1,700.00       | 0.00                  | 1,662.00             | 97.76       | 38.00          | 38.00                |
| 01 1190 670 003 | TRAVEL EXPENSE AND MILEAGE               | 0.00           | 0.00                  | 0.00                 | 0.00        | 0.00           | 0.00                 |
| 01 1190 670 004 | TRAVEL EXPENSE AND MILEAGE               | 0.00           | 0.00                  | 0.00                 | 0.00        | 0.00           | 0.00                 |
| 01 1190 733 003 | FURNITURE                                | 0.00           | 0.00                  | 0.00                 | 0.00        | 0.00           | 0.00                 |
| 01 1190 733 004 | FURNITURE                                | 0.00           | 0.00                  | 0.00                 | 0.00        | 0.00           | 0.00                 |
| 01 1190 734 003 | TECH HARDWARE                            | 0.00           | 0.00                  | 0.00                 | 0.00        | 0.00           | 0.00                 |
| 01 1190 734 004 | TECH HARDWARE                            | 0.00           | 0.00                  | 0.00                 | 0.00        | 0.00           | 0.00                 |
| 01 1190 735 003 | TECH SOFTWARE                            | 0.00           | 0.00                  | 0.00                 | 0.00        | 0.00           | 0.00                 |
| 01 1190 890 000 | MISC EXPENSE                             | 0.00           | 0.00                  | 0.00                 | 0.00        | 0.00           | 0.00                 |
| 01 1190 890 003 | MISC EXPENSE                             | 0.00           | 0.00                  | 0.00                 | 0.00        | 0.00           | 0.00                 |
| 01 1190 890 004 | MISC EXPENSE                             | 0.00           | 0.00                  | 0.00                 | 0.00        | 0.00           | 0.00                 |
| 1190            | EARLY CHILDHOOD ED PROGRAMS              | 298,665.40     | 24,647.18             | 174,023.35           | 58.27       | 124,642.05     | 124,642.05           |
| 1200            | SPECIAL EDUCATION INSTRUCTIONAL PROGRAMS |                |                       |                      |             |                |                      |
| 01 1200 110 001 | SPED ASST DIR. SALARY HS                 | 0.00           | 0.00                  | 43.75                | 0.00        | (43.75)        | (43.75)              |
| 01 1200 110 002 | SPED Asst Directory Salary MS            | 0.00           | 0.00                  | 43.75                | 0.00        | (43.75)        | (43.75)              |
| 01 1200 110 003 | SPED Asst Director Salary Elem Tec       | 0.00           | 0.00                  | 43.75                | 0.00        | (43.75)        | (43.75)              |
| 01 1200 110 004 | SPED Asst Director Salary Elem Cook      | 0.00           | 0.00                  | 43.75                | 0.00        | (43.75)        | (43.75)              |
| 01 1200 111 001 | Sped Sec Teacher Salary                  | 126,435.00     | 10,536.22             | 73,753.54            | 58.33       | 52,681.46      | 52,681.46            |
| 01 1200 111 002 | Sped MS Teacher Salary                   | 50,395.00      | 4,199.38              | 29,395.66            | 58.33       | 20,999.34      | 20,999.34            |
| 01 1200 111 003 | Sped Elem Teacher Salary                 | 145,717.00     | 12,143.09             | 85,001.63            | 58.33       | 60,715.37      | 60,715.37            |
| 01 1200 111 004 | Sped Sec Teacher Salary                  | 49,225.00      | 4,363.88              | 29,761.13            | 60.46       | 19,463.87      | 19,463.87            |
| 01 1200 112 001 | Sped Sec Aide                            | 64,850.00      | 5,956.69              | 39,371.28            | 60.71       | 25,478.72      | 25,478.72            |
| 01 1200 112 002 | Sped Sec Aide                            | 47,800.00      | 4,660.80              | 29,869.25            | 62.49       | 17,930.75      | 17,930.75            |
| 01 1200 112 003 | Elm Sped Aide                            | 12,900.00      | 1,019.39              | 7,499.15             | 58.13       | 5,400.85       | 5,400.85             |
| 01 1200 112 004 | Sped Elem Aide                           | 21,500.00      | 1,973.31              | 13,102.52            | 60.94       | 8,397.48       | 8,397.48             |
| 01 1200 113 001 | Sec Sped Sub                             | 0.00           | 1,650.00              | 3,225.00             | 0.00        | (3,225.00)     | (3,225.00)           |
| 01 1200 113 002 | MS Sped Sub                              | 0.00           | 0.00                  | 300.00               | 0.00        | (300.00)       | (300.00)             |
| 01 1200 113 003 | Elem Sped Sub                            | 0.00           | 150.00                | 1,575.00             | 0.00        | (1,575.00)     | (1,575.00)           |
| 01 1200 113 004 | Elem Sped Sub                            | 0.00           | 150.00                | 450.00               | 0.00        | (450.00)       | (450.00)             |
| 01 1200 121 001 | Sub Sped Stf Dev                         | 0.00           | 0.00                  | 0.00                 | 0.00        | 0.00           | 0.00                 |
| 01 1200 121 002 | Sub Sped Stf Dev                         | 0.00           | 0.00                  | 0.00                 | 0.00        | 0.00           | 0.00                 |
| 01 1200 121 003 | Sub Sped Stf Dev                         | 0.00           | 0.00                  | 0.00                 | 0.00        | 0.00           | 0.00                 |
| 01 1200 121 004 | Sub Sped Stf Dev                         | 0.00           | 0.00                  | 0.00                 | 0.00        | 0.00           | 0.00                 |
| 01 1200 123 001 | SUBSTITUTE TEACHERS                      | 4,000.00       | 0.00                  | 0.00                 | 0.00        | 4,000.00       | 4,000.00             |
| 01 1200 123 002 | SUBSTITUTE TEACHERS                      | 2,000.00       | 0.00                  | 0.00                 | 0.00        | 2,000.00       | 2,000.00             |
| 01 1200 123 003 | SUBSTITUTE TEACHERS                      | 5,000.00       | 0.00                  | 0.00                 | 0.00        | 5,000.00       | 5,000.00             |
| 01 1200 123 004 | SUBSTITUTE TEACHERS                      | 500.00         | 0.00                  | 0.00                 | 0.00        | 500.00         | 500.00               |
| 01 1200 132 001 | OVERTIME                                 | 0.00           | 0.00                  | 112.41               | 0.00        | (112.41)       | (112.41)             |
| 01 1200 132 002 | MS SPED AIDE OVERTIME                    | 0.00           | 0.00                  | 0.00                 | 0.00        | 0.00           | 0.00                 |
| 01 1200 132 003 | ELEM TEC SPED AIDE OVERTIME              | 0.00           | 62.61                 | 443.87               | 0.00        | (443.87)       | (443.87)             |
| 01 1200 132 004 | OVERTIME                                 | 0.00           | 48.13                 | 335.79               | 0.00        | (335.79)       | (335.79)             |
| 01 1200 151 001 | Additional Compensation Teachers         | 100.00         | 0.00                  | 0.00                 | 0.00        | 100.00         | 100.00               |
| 01 1200 151 002 | Additional Compensation Teachers         | 100.00         | 0.00                  | 0.00                 | 0.00        | 100.00         | 100.00               |
| 01 1200 151 003 | Additional Compensation Teachers         | 50.00          | 0.00                  | 0.00                 | 0.00        | 50.00          | 50.00                |
| 01 1200 151 004 | Additional Compensation Teachers         | 50.00          | 0.00                  | 0.00                 | 0.00        | 50.00          | 50.00                |
| 01 1200 156 001 | ADD COMP PROF STAFF HS                   | 0.00           | 0.00                  | 0.00                 | 0.00        | 0.00           | 0.00                 |
| 01 1200 210 001 | BCBS NON-INSTRUCTIONAL                   | 0.00           | 0.00                  | 0.00                 | 0.00        | 0.00           | 0.00                 |
| 01 1200 210 002 | BCBS NON-INSTRUCTIONAL                   | 0.00           | 0.00                  | 0.00                 | 0.00        | 0.00           | 0.00                 |
| 01 1200 210 003 | BCBS NON-INSTRUCTIONAL                   | 0.00           | 0.00                  | 0.00                 | 0.00        | 0.00           | 0.00                 |
| 01 1200 210 004 | BCBS NON-INSTRUCTIONAL                   | 0.00           | 0.00                  | 0.00                 | 0.00        | 0.00           | 0.00                 |
| 01 1200 211 000 | JCC SPED DIR./ SM SCH                    | 0.00           | 0.00                  | 0.00                 | 0.00        | 0.00           | 0.00                 |
| 01 1200 211 001 | SPED BCBS HS                             | 41,146.00      | 4,112.96              | 26,054.28            | 63.32       | 15,091.72      | 15,091.72            |
| 01 1200 211 002 | SPED BCBS MS                             | 22,077.00      | 1,899.94              | 13,119.16            | 59.42       | 8,957.84       | 8,957.84             |
| 01 1200 211 003 | SPED BCBS Elem                           | 85,718.00      | 3,948.44              | 27,639.08            | 32.24       | 58,078.92      | 58,078.92            |
| 01 1200 211 004 | SPED BCBS Sec                            | 8,375.00       | 749.51                | 5,072.51             | 60.57       | 3,302.49       | 3,302.49             |
| 01 1200 212 001 | BCBS AIDES                               | 17,200.00      | 1,418.04              | 9,978.06             | 58.01       | 7,221.94       | 7,221.94             |
| 01 1200 212 002 | BCBS AIDES                               | 0.00           | 780.54                | 5,428.40             | 0.00        | (5,428.40)     | (5,428.40)           |
| 01 1200 212 003 | BCBS AIDES                               | 4,000.00       | 174.56                | 1,620.82             | 40.52       | 2,379.18       | 2,379.18             |
| 01 1200 212 004 | BCBS AIDES                               | 9,500.00       | 794.66                | 5,386.43             | 56.70       | 4,113.57       | 4,113.57             |
| 01 1200 220 000 | Sped Nurse Retirement                    | 0.00           | 0.00                  | 0.00                 | 0.00        | 0.00           | 0.00                 |
| 01 1200 220 001 | FICA NON INSTRUCTIONAL                   | 15.00          | 0.00                  | 3.34                 | 22.27       | 11.66          | 11.66                |

03/12/2024 01:06 PM

User ID: LLB

| Account Number  | Account Description                    | Revised Budget | Expended During Month | Expenditures to Date | % of Budget | Balance at EOM | Unencumbered Balance |
|-----------------|--|----------------|-----------------------|----------------------|-------------|----------------|----------------------|
| 01 1200 220 002 | FICA NON INSTRUCTIONAL                 | 15.00          | 0.00                  | 3.34                 | 22.27       | 11.66          | 11.66                |
| 01 1200 220 003 | FICA NON INSTRUCTIONAL                 | 15.00          | 0.00                  | 3.34                 | 22.27       | 11.66          | 11.66                |
| 01 1200 220 004 | FICA NON INSTRUCTIONAL                 | 15.00          | 0.00                  | 3.36                 | 22.40       | 11.64          | 11.64                |
| 01 1200 221 000 | Sped Secretary Fica                    | 0.00           | 0.00                  | 0.00                 | 0.00        | 0.00           | 0.00                 |
| 01 1200 221 001 | HS Sped Fica                           | 9,520.00       | 788.04                | 5,537.49             | 58.17       | 3,982.51       | 3,982.51             |
| 01 1200 221 002 | MS Sped Fica                           | 3,760.00       | 313.27                | 2,193.60             | 58.34       | 1,566.40       | 1,566.40             |
| 01 1200 221 003 | Sped Elem Fica                         | 10,500.00      | 889.11                | 6,223.60             | 59.27       | 4,276.40       | 4,276.40             |
| 01 1200 221 004 | Sec Sped Fica                          | 3,800.00       | 335.64                | 2,288.65             | 60.23       | 1,511.35       | 1,511.35             |
| 01 1200 222 001 | FICA AIDES                             | 5,600.00       | 455.67                | 3,020.49             | 53.94       | 2,579.51       | 2,579.51             |
| 01 1200 222 002 | FICA AIDES                             | 4,000.00       | 347.76                | 2,223.38             | 55.58       | 1,776.62       | 1,776.62             |
| 01 1200 222 003 | FICA AIDES                             | 1,300.00       | 82.62                 | 606.02               | 46.62       | 693.98         | 693.98               |
| 01 1200 222 004 | FICA AIDES                             | 1,950.00       | 153.11                | 1,021.68             | 52.39       | 928.32         | 928.32               |
| 01 1200 223 001 | FICA SUB TEACHER                       | 50.00          | 126.24                | 246.73               | 493.46      | (196.73)       | (196.73)             |
| 01 1200 223 002 | FICA SUB TEACHER                       | 100.00         | 0.00                  | 22.95                | 22.95       | 77.05          | 77.05                |
| 01 1200 223 003 | FICA SUB TEACHER                       | 175.00         | 11.48                 | 120.50               | 68.86       | 54.50          | 54.50                |
| 01 1200 223 004 | FICA SUB TEACHER                       | 200.00         | 11.47                 | 34.42                | 17.21       | 165.58         | 165.58               |
| 01 1200 226 001 | FICA                                   | 0.00           | 0.00                  | 0.00                 | 0.00        | 0.00           | 0.00                 |
| 01 1200 230 000 | SPED Nurse BCBS                        | 0.00           | 0.00                  | 0.00                 | 0.00        | 0.00           | 0.00                 |
| 01 1200 230 001 | RETIREMENT NON INSTUCTIONAL            | 20.00          | 0.00                  | 4.32                 | 21.60       | 15.68          | 15.68                |
| 01 1200 230 002 | RETIREMENT NON INSTUCTIONAL            | 20.00          | 0.00                  | 4.32                 | 21.60       | 15.68          | 15.68                |
| 01 1200 230 003 | RETIREMENT NON INSTUCTIONAL            | 20.00          | 0.00                  | 4.32                 | 21.60       | 15.68          | 15.68                |
| 01 1200 230 004 | RETIREMENT NON INSTUCTIONAL            | 20.00          | 0.00                  | 4.32                 | 21.60       | 15.68          | 15.68                |
| 01 1200 231 000 | 231                                    | 0.00           | 0.00                  | 0.00                 | 0.00        | 0.00           | 0.00                 |
| 01 1200 231 001 | Sped HS Teacher Retirement             | 23,844.00      | 1,040.75              | 7,285.22             | 30.55       | 16,558.78      | 16,558.78            |
| 01 1200 231 002 | Sped MS Teacher Retirement             | 5,000.00       | 414.81                | 2,903.66             | 58.07       | 2,096.34       | 2,096.34             |
| 01 1200 231 003 | Sped Elem Tec Teacher Retirement       | 14,500.00      | 1,199.46              | 8,396.26             | 57.91       | 6,103.74       | 6,103.74             |
| 01 1200 231 004 | Sped Elem Cook Teacher Retirement      | 4,900.00       | 431.06                | 2,939.73             | 59.99       | 1,960.27       | 1,960.27             |
| 01 1200 232 001 | RETIREMENT AIDES                       | 6,200.00       | 588.38                | 3,721.37             | 60.02       | 2,478.63       | 2,478.63             |
| 01 1200 232 002 | RETIREMENT AIDES                       | 4,700.00       | 460.39                | 2,950.45             | 62.78       | 1,749.55       | 1,749.55             |
| 01 1200 232 003 | RETIREMENT AIDES                       | 1,400.00       | 106.88                | 784.62               | 56.04       | 615.38         | 615.38               |
| 01 1200 232 004 | RETIREMENT AIDES                       | 2,200.00       | 199.67                | 1,327.38             | 60.34       | 872.62         | 872.62               |
| 01 1200 233 001 | RETIREMENT CODES FOR SUB TEACHERS      | 0.00           | 0.00                  | 0.00                 | 0.00        | 0.00           | 0.00                 |
| 01 1200 233 002 | RETIREMENT CODES FOR SUB TEACHERS      | 0.00           | 0.00                  | 0.00                 | 0.00        | 0.00           | 0.00                 |
| 01 1200 233 003 | RETIREMENT CODES FOR SUB TEACHERS      | 0.00           | 0.00                  | 0.00                 | 0.00        | 0.00           | 0.00                 |
| 01 1200 233 004 | RETIREMENT CODES FOR SUB TEACHERS      | 0.00           | 0.00                  | 0.00                 | 0.00        | 0.00           | 0.00                 |
| 01 1200 236 001 | RETIRMENT                              | 0.00           | 0.00                  | 0.00                 | 0.00        | 0.00           | 0.00                 |
| 01 1200 237 000 | INCREASED RETIREMENT CONTRIBUTION      | 0.00           | 0.00                  | 0.00                 | 0.00        | 0.00           | 0.00                 |
| 01 1200 237 001 | RETIREMENT NON INSTUCTIONAL            | 0.00           | 0.00                  | 0.00                 | 0.00        | 0.00           | 0.00                 |
| 01 1200 237 002 | INCREASED RETIREMENT CONTRIBUTION      | 0.00           | 0.00                  | 0.00                 | 0.00        | 0.00           | 0.00                 |
| 01 1200 237 003 | INCREASED RETIREMENT CONTRIBUTION      | 0.00           | 0.00                  | 0.00                 | 0.00        | 0.00           | 0.00                 |
| 01 1200 237 004 | INCREASED RETIREMENT CONTRIBUTION      | 0.00           | 0.00                  | 0.00                 | 0.00        | 0.00           | 0.00                 |
| 01 1200 271 001 | Workman's Comp                         | 0.00           | 0.00                  | 0.00                 | 0.00        | 0.00           | 0.00                 |
| 01 1200 271 002 | Workman's Comp                         | 0.00           | 0.00                  | 0.00                 | 0.00        | 0.00           | 0.00                 |
| 01 1200 271 003 | Workman's Com                          | 0.00           | 0.00                  | 0.00                 | 0.00        | 0.00           | 0.00                 |
| 01 1200 271 004 | Workman's Comp                         | 0.00           | 0.00                  | 0.00                 | 0.00        | 0.00           | 0.00                 |
| 01 1200 280 001 | NON-INSTRUCITONAL OTHE HEALTH BENEFITS | 0.00           | 0.00                  | 0.00                 | 0.00        | 0.00           | 0.00                 |
| 01 1200 280 002 | NON-INSTRUCITONAL OTHE HEALTH BENEFITS | 0.00           | 0.00                  | 0.00                 | 0.00        | 0.00           | 0.00                 |
| 01 1200 280 003 | NON-INSTRUCITONAL OTHE HEALTH BENEFITS | 0.00           | 0.00                  | 0.00                 | 0.00        | 0.00           | 0.00                 |
| 01 1200 280 004 | NON-INSTRUCITONAL OTHE HEALTH BENEFITS | 0.00           | 0.00                  | 0.00                 | 0.00        | 0.00           | 0.00                 |
| 01 1200 281 000 | OTHER BENEFITS                         | 0.00           | 0.00                  | 0.00                 | 0.00        | 0.00           | 0.00                 |
| 01 1200 281 001 | Sped Disab                             | 635.00         | 53.92                 | 374.52               | 58.98       | 260.48         | 260.48               |
| 01 1200 281 002 | Sped Disab                             | 275.00         | 23.59                 | 161.74               | 58.81       | 113.26         | 113.26               |
| 01 1200 281 003 | Sped Disab                             | 750.00         | 61.99                 | 431.56               | 57.54       | 318.44         | 318.44               |
| 01 1200 281 004 | Sped Disab                             | 250.00         | 23.49                 | 155.44               | 62.18       | 94.56          | 94.56                |
| 01 1200 282 001 | OTHER HEALTH BENEFITS                  | 0.00           | 0.00                  | 0.00                 | 0.00        | 0.00           | 0.00                 |
| 01 1200 282 003 | OTHER HEALTH BENEFITS                  | 0.00           | 0.00                  | 0.00                 | 0.00        | 0.00           | 0.00                 |
| 01 1200 330 000 | STAFF TRAINING                         | 0.00           | 0.00                  | 0.00                 | 0.00        | 0.00           | 0.00                 |
| 01 1200 330 001 | STAFF TRAINING                         | 500.00         | 0.00                  | 25.00                | 5.00        | 475.00         | 475.00               |
| 01 1200 330 002 | STAFF TRAINING                         | 500.00         | 0.00                  | 230.00               | 46.00       | 270.00         | 270.00               |
| 01 1200 330 003 | STAFF TRAINING                         | 500.00         | 0.00                  | 0.00                 | 0.00        | 500.00         | 500.00               |
| 01 1200 330 004 | STAFF TRAINING                         | 250.00         | 0.00                  | 0.00                 | 0.00        | 250.00         | 250.00               |



03/12/2024 01:06 PM

User ID: LLB

| Account Number  | Account Description                      | Revised Budget | Expended During Month | Expenditures to Date | % of Budget | Balance at EOM | Unencumbered Balance |
|-----------------|--|----------------|-----------------------|----------------------|-------------|----------------|----------------------|
| 1292            | SPED AGES 0-2                            |                |                       |                      |             |                |                      |
| 01 1292 237 003 | INCREASED RETIREMENT CONTRIBUTION        | 0.00           | 0.00                  | 0.00                 | 0.00        | 0.00           | 0.00                 |
| 1292            | SPED AGES 0-2                            | 0.00           | 0.00                  | 0.00                 | 0.00        | 0.00           | 0.00                 |
| 1300            | DRIVERS ED/SUMMER SCHOOL                 |                |                       |                      |             |                |                      |
| 01 1300 111 001 | DRIVERS ED SALARIES                      | 0.00           | 0.00                  | 0.00                 | 0.00        | 0.00           | 0.00                 |
| 01 1300 120 001 | SUBSTITUTE OR TEMPORARY SALARIES         | 0.00           | 0.00                  | 0.00                 | 0.00        | 0.00           | 0.00                 |
| 01 1300 121 001 | Drivers Ed Inst.                         | 6,000.00       | 0.00                  | 0.00                 | 0.00        | 6,000.00       | 6,000.00             |
| 01 1300 151 001 | Additional Compensation Teachers         | 3,000.00       | 0.00                  | 2,596.82             | 86.56       | 403.18         | 403.18               |
| 01 1300 151 003 | Additional Compensation Teachers         | 8,000.00       | 0.00                  | 0.00                 | 0.00        | 8,000.00       | 8,000.00             |
| 01 1300 151 004 | Additional Compensation Teachers         | 4,500.00       | 0.00                  | 0.00                 | 0.00        | 4,500.00       | 4,500.00             |
| 01 1300 152 003 | Additional Compensation Aides            | 0.00           | 0.00                  | 0.00                 | 0.00        | 0.00           | 0.00                 |
| 01 1300 220 001 | FICA Drivers Ed                          | 0.00           | 0.00                  | 0.00                 | 0.00        | 0.00           | 0.00                 |
| 01 1300 221 001 | FICA                                     | 450.00         | 0.00                  | 198.65               | 44.14       | 251.35         | 251.35               |
| 01 1300 221 002 | FICA                                     | 0.00           | 0.00                  | 0.00                 | 0.00        | 0.00           | 0.00                 |
| 01 1300 221 003 | FICA                                     | 600.00         | 0.00                  | 0.00                 | 0.00        | 600.00         | 600.00               |
| 01 1300 221 004 | FICA                                     | 350.00         | 0.00                  | 0.00                 | 0.00        | 350.00         | 350.00               |
| 01 1300 222 003 | FICA AIDES                               | 0.00           | 0.00                  | 0.00                 | 0.00        | 0.00           | 0.00                 |
| 01 1300 231 001 | Drivers Ed Smr. School Retirement        | 500.00         | 0.00                  | 256.51               | 51.30       | 243.49         | 243.49               |
| 01 1300 231 003 | Retirement Contrib. Teachers/Prof. Staff | 750.00         | 0.00                  | 0.00                 | 0.00        | 750.00         | 750.00               |
| 01 1300 231 004 | Retirement Contrib. Teachers/Prof. Staff | 400.00         | 0.00                  | 0.00                 | 0.00        | 400.00         | 400.00               |
| 01 1300 232 003 | RETIREMENT                               | 0.00           | 0.00                  | 0.00                 | 0.00        | 0.00           | 0.00                 |
| 01 1300 237 000 | INCREASED RETIREMENT CONTRIBUTION        | 0.00           | 0.00                  | 0.00                 | 0.00        | 0.00           | 0.00                 |
| 01 1300 237 001 | INCREASED RETIREMENT CONTRIBUTION        | 0.00           | 0.00                  | 0.00                 | 0.00        | 0.00           | 0.00                 |
| 01 1300 237 003 | INCREASED RETIREMENT CONTRIBUTION        | 0.00           | 0.00                  | 0.00                 | 0.00        | 0.00           | 0.00                 |
| 01 1300 237 004 | INCREASED RETIREMENT CONTRIBUTION        | 0.00           | 0.00                  | 0.00                 | 0.00        | 0.00           | 0.00                 |
| 01 1300 328 001 | Drivers Ed Insurance                     | 0.00           | 0.00                  | 0.00                 | 0.00        | 0.00           | 0.00                 |
| 01 1300 340 000 | OTHER PROFESSIONAL SERVICES              | 0.00           | 0.00                  | 0.00                 | 0.00        | 0.00           | 0.00                 |
| 01 1300 420 001 | Drivers Ed Texts                         | 0.00           | 0.00                  | 0.00                 | 0.00        | 0.00           | 0.00                 |
| 01 1300 610 001 | Drivers Ed Supplies                      | 500.00         | 0.00                  | 0.00                 | 0.00        | 500.00         | 500.00               |
| 01 1300 610 003 | SUPPLIES                                 | 100.00         | 0.00                  | 0.00                 | 0.00        | 100.00         | 100.00               |
| 01 1300 610 004 | SUPPLIES                                 | 100.00         | 0.00                  | 0.00                 | 0.00        | 100.00         | 100.00               |
| 01 1300 626 001 | Drivers Ed Gas/Oil                       | 1,000.00       | 0.00                  | 0.00                 | 0.00        | 1,000.00       | 1,000.00             |
| 01 1300 643 001 | WEB CLOUD BASED SOFTWARE                 | 800.00         | 0.00                  | 0.00                 | 0.00        | 800.00         | 800.00               |
| 01 1300 650 003 | TECH SUPPLIES < 5,000                    | 0.00           | 0.00                  | 94.00                | 0.00        | 0.00           | 0.00                 |
| 01 1300 890 001 | Drivers Ed Misc                          | 0.00           | 0.00                  | 0.00                 | 0.00        | 0.00           | 0.00                 |
| 1300            | DRIVERS ED/SUMMER SCHOOL                 | 27,050.00      | 0.00                  | 3,051.98             | 11.28       | 23,998.02      | 23,998.02            |
| 2120            | GUIDANCE SERVICES                        |                |                       |                      |             |                |                      |
| 01 2120 111 001 | Guidance Salary                          | 77,945.00      | 6,495.17              | 45,466.19            | 58.33       | 32,478.81      | 32,478.81            |
| 01 2120 111 002 | Guidance Salary                          | 26,850.00      | 2,237.13              | 15,659.91            | 58.32       | 11,190.09      | 11,190.09            |
| 01 2120 111 003 | Guidance Salary                          | 26,850.00      | 2,237.13              | 15,659.91            | 58.32       | 11,190.09      | 11,190.09            |
| 01 2120 111 004 | Guidance Salary                          | 26,850.00      | 2,304.91              | 16,134.37            | 60.09       | 10,715.63      | 10,715.63            |
| 01 2120 151 001 | Additional Compensation Teachers         | 0.00           | 0.00                  | 0.00                 | 0.00        | 0.00           | 0.00                 |
| 01 2120 151 002 | Additional Compensation Teachers         | 0.00           | 0.00                  | 0.00                 | 0.00        | 0.00           | 0.00                 |
| 01 2120 151 003 | Additional Compensation Teachers         | 0.00           | 0.00                  | 0.00                 | 0.00        | 0.00           | 0.00                 |
| 01 2120 151 004 | Additional Compensation Teachers         | 0.00           | 0.00                  | 0.00                 | 0.00        | 0.00           | 0.00                 |
| 01 2120 211 001 | Guidance BCBS Sec.                       | 24,680.00      | 2,056.48              | 14,395.36            | 58.33       | 10,284.64      | 10,284.64            |
| 01 2120 211 002 | Guidance BCBS Sec.                       | 130.00         | 10.43                 | 73.01                | 56.16       | 56.99          | 56.99                |
| 01 2120 211 003 | Guidance BCBS Elem                       | 130.00         | 10.43                 | 73.01                | 56.16       | 56.99          | 56.99                |
| 01 2120 211 004 | Guidance BCBS Sec.                       | 130.00         | 10.74                 | 75.18                | 57.83       | 54.82          | 54.82                |
| 01 2120 221 001 | Guidance FICA Sec                        | 5,600.00       | 464.98                | 3,254.75             | 58.12       | 2,345.25       | 2,345.25             |
| 01 2120 221 002 | Guidance FICA Sec                        | 2,000.00       | 165.61                | 1,159.30             | 57.97       | 840.70         | 840.70               |
| 01 2120 221 003 | Guidance FICA Elem                       | 2,000.00       | 165.61                | 1,159.24             | 57.96       | 840.76         | 840.76               |
| 01 2120 221 004 | Guidance FICA Sec                        | 2,050.00       | 170.63                | 1,194.39             | 58.26       | 855.61         | 855.61               |
| 01 2120 231 001 | Guidance Retire. Sec                     | 7,700.00       | 641.58                | 4,491.06             | 58.33       | 3,208.94       | 3,208.94             |
| 01 2120 231 002 | Guidance Retire. Sec                     | 2,700.00       | 220.98                | 1,546.86             | 57.29       | 1,153.14       | 1,153.14             |
| 01 2120 231 003 | Guidance Retire. Elem                    | 2,700.00       | 220.98                | 1,546.86             | 57.29       | 1,153.14       | 1,153.14             |
| 01 2120 231 004 | Guidance Retire. Sec                     | 2,700.00       | 227.67                | 1,593.70             | 59.03       | 1,106.30       | 1,106.30             |
| 01 2120 237 000 | INCREASED RETIREMENT CONTRIBUTION        | 0.00           | 0.00                  | 0.00                 | 0.00        | 0.00           | 0.00                 |
| 01 2120 237 001 | INCREASED RETIREMENT CONTRIBUTION        | 0.00           | 0.00                  | 0.00                 | 0.00        | 0.00           | 0.00                 |
| 01 2120 237 002 | INCREASED RETIREMENT CONTRIBUTION        | 0.00           | 0.00                  | 0.00                 | 0.00        | 0.00           | 0.00                 |
| 01 2120 237 003 | INCREASED RETIREMENT CONTRIBUTION        | 0.00           | 0.00                  | 0.00                 | 0.00        | 0.00           | 0.00                 |
| 01 2120 237 004 | INCREASED RETIREMENT CONTRIBUTION        | 0.00           | 0.00                  | 0.00                 | 0.00        | 0.00           | 0.00                 |
| 01 2120 281 001 | Other Benefits                           | 385.00         | 32.58                 | 226.54               | 58.84       | 158.46         | 158.46               |

03/12/2024 01:06 PM

User ID: LLB

| Account Number  | Account Description               | Revised Budget | Expended During Month | Expenditures to Date | % of Budget | Balance at EOM | Unencumbered Balance |
|-----------------|-----------------------------------|----------------|-----------------------|----------------------|-------------|----------------|----------------------|
| 01 2120 281 002 | Other Benefits                    | 140.00         | 11.66                 | 81.30                | 58.07       | 58.70          | 58.70                |
| 01 2120 281 003 | Other Benefits                    | 140.00         | 11.66                 | 81.31                | 58.08       | 58.69          | 58.69                |
| 01 2120 281 004 | Other Benefits                    | 140.00         | 12.01                 | 83.75                | 59.82       | 56.25          | 56.25                |
| 01 2120 330 001 | STAFF TRAINING                    | 250.00         | 0.00                  | 61.25                | 24.50       | 188.75         | 188.75               |
| 01 2120 330 002 | STAFF TRAINING                    | 250.00         | 0.00                  | 111.25               | 44.50       | 138.75         | 138.75               |
| 01 2120 330 003 | STAFF TRAINING                    | 250.00         | 0.00                  | 11.25                | 4.50        | 238.75         | 238.75               |
| 01 2120 330 004 | STAFF TRAINING                    | 250.00         | 0.00                  | 111.25               | 44.50       | 138.75         | 138.75               |
| 01 2120 580 001 | Guidance Travel/Mileage           | 100.00         | 0.00                  | 1,722.79             | 1,722.79    | (1,622.79)     | (1,622.79)           |
| 01 2120 580 002 | Guidance Travel/Mileage           | 100.00         | 0.00                  | 0.00                 | 0.00        | 100.00         | 100.00               |
| 01 2120 580 003 | Guidance Travel/Mileage Elem      | 100.00         | 0.00                  | 0.00                 | 0.00        | 100.00         | 100.00               |
| 01 2120 580 004 | Guidance Travel/Mileage           | 100.00         | 0.00                  | 0.00                 | 0.00        | 100.00         | 100.00               |
| 01 2120 610 001 | Guidance Supplies                 | 150.00         | 0.00                  | 0.00                 | 0.00        | 150.00         | 150.00               |
| 01 2120 610 002 | Guidance Supplies                 | 150.00         | 0.00                  | 0.00                 | 0.00        | 150.00         | 150.00               |
| 01 2120 610 003 | Guidance Supplies                 | 150.00         | 0.00                  | 0.00                 | 0.00        | 150.00         | 150.00               |
| 01 2120 610 004 | Guidance Supplies                 | 150.00         | 0.00                  | 0.00                 | 0.00        | 150.00         | 150.00               |
| 01 2120 650 001 | TECH HARDWARE                     | 600.00         | 0.00                  | 554.00               | 92.33       | 46.00          | 46.00                |
| 01 2120 650 002 | TECH SUPPLIES < 5,000             | 600.00         | 0.00                  | 554.00               | 92.33       | 46.00          | 46.00                |
| 01 2120 650 003 | TECH SUPPLIES < 5,000             | 600.00         | 0.00                  | 554.00               | 92.33       | 46.00          | 46.00                |
| 01 2120 650 004 | TECH SUPPLIES < 5,000             | 600.00         | 0.00                  | 554.00               | 92.33       | 46.00          | 46.00                |
| 01 2120 734 001 | COMPUTER HARDWARE                 | 0.00           | 0.00                  | 0.00                 | 0.00        | 0.00           | 0.00                 |
| 01 2120 734 002 | COMPUTER HARDWARE                 | 0.00           | 0.00                  | 0.00                 | 0.00        | 0.00           | 0.00                 |
| 01 2120 734 003 | COMPUTER HARDWARE                 | 0.00           | 0.00                  | 0.00                 | 0.00        | 0.00           | 0.00                 |
| 01 2120 734 004 | COMPUTER HARDWARE                 | 0.00           | 0.00                  | 0.00                 | 0.00        | 0.00           | 0.00                 |
| 01 2120 810 001 | DUES AND FEES                     | 100.00         | 0.00                  | 68.00                | 68.00       | 32.00          | 32.00                |
| 01 2120 810 002 | DUES AND FEES                     | 100.00         | 0.00                  | 0.00                 | 0.00        | 100.00         | 100.00               |
| 01 2120 810 003 | DUES AND FEES                     | 100.00         | 0.00                  | 0.00                 | 0.00        | 100.00         | 100.00               |
| 01 2120 810 004 | DUES AND FEES                     | 100.00         | 0.00                  | 0.00                 | 0.00        | 100.00         | 100.00               |
| 01 2120 890 001 | Guidance Misc. Sec                | 0.00           | 0.00                  | 0.00                 | 0.00        | 0.00           | 0.00                 |
| 01 2120 890 002 | Guidance Misc. Sec                | 0.00           | 0.00                  | 0.00                 | 0.00        | 0.00           | 0.00                 |
| 01 2120 890 003 | Guidance Misc. Exp. Elem          | 0.00           | 0.00                  | 0.00                 | 0.00        | 0.00           | 0.00                 |
| 01 2120 890 004 | Guidance Misc. Sec                | 0.00           | 0.00                  | 0.00                 | 0.00        | 0.00           | 0.00                 |
| 2120            | GUIDANCE SERVICES                 | 216,620.00     | 17,708.37             | 128,257.79           | 59.21       | 88,362.21      | 88,362.21            |
| 2130            | HEALTH SERVICES                   |                |                       |                      |             |                |                      |
| 01 2130 110 001 | Salaries- Non-Instructional       | 25,000.00      | 3,856.41              | 20,286.57            | 81.15       | 4,713.43       | 4,713.43             |
| 01 2130 110 002 | Salaries- Non-Instructional       | 14,500.00      | 1,333.38              | 8,659.96             | 59.72       | 5,840.04       | 5,840.04             |
| 01 2130 110 003 | Salaries- Non-Instructional       | 46,200.00      | 2,244.52              | 19,985.93            | 43.26       | 26,214.07      | 26,214.07            |
| 01 2130 110 004 | Salaries- Non-Instructional       | 12,500.00      | 1,176.88              | 7,656.79             | 61.25       | 4,843.21       | 4,843.21             |
| 01 2130 112 002 | NURSE ASST MS                     | 0.00           | 0.00                  | 0.00                 | 0.00        | 0.00           | 0.00                 |
| 01 2130 112 004 | NURSE ASST ELEM COOK              | 0.00           | 0.00                  | 0.00                 | 0.00        | 0.00           | 0.00                 |
| 01 2130 116 001 | NURSE HIGH SCHOOL                 | 0.00           | 0.00                  | 0.00                 | 0.00        | 0.00           | 0.00                 |
| 01 2130 116 002 | NURSE MS                          | 0.00           | 0.00                  | 0.00                 | 0.00        | 0.00           | 0.00                 |
| 01 2130 116 003 | NURSE ELEM TEC                    | 0.00           | 0.00                  | 0.00                 | 0.00        | 0.00           | 0.00                 |
| 01 2130 116 004 | NURSE ELEM COOK                   | 0.00           | 0.00                  | 0.00                 | 0.00        | 0.00           | 0.00                 |
| 01 2130 130 001 | NURSE OVERTIME HS                 | 2,000.00       | 20.71                 | 2,355.93             | 117.80      | (355.93)       | (355.93)             |
| 01 2130 136 001 | OVERTIME NURSE                    | 0.00           | 0.00                  | 0.00                 | 0.00        | 0.00           | 0.00                 |
| 01 2130 210 000 | BCBS NON-INSTRUCTIONAL            | 0.00           | 0.00                  | 0.00                 | 0.00        | 0.00           | 0.00                 |
| 01 2130 210 001 | BCBS NON-INSTRUCTIONAL            | 3,850.00       | 560.42                | 3,189.69             | 82.85       | 660.31         | 660.31               |
| 01 2130 210 002 | BCBS NON-INSTRUCTIONAL            | 3,350.00       | 280.21                | 1,668.73             | 49.81       | 1,681.27       | 1,681.27             |
| 01 2130 210 003 | BCBS NON-INSTRUCTIONAL            | 11,400.00      | 722.20                | 5,171.94             | 45.37       | 6,228.06       | 6,228.06             |
| 01 2130 210 004 | BCBS NON-INSTRUCTIONAL            | 2,882.00       | 240.18                | 1,446.43             | 50.19       | 1,435.57       | 1,435.57             |
| 01 2130 212 002 | BCBS AIDES                        | 0.00           | 0.00                  | 0.00                 | 0.00        | 0.00           | 0.00                 |
| 01 2130 212 004 | BCBS AIDES                        | 0.00           | 0.00                  | 0.00                 | 0.00        | 0.00           | 0.00                 |
| 01 2130 220 000 | Nurse Ret                         | 0.00           | 0.00                  | 0.00                 | 0.00        | 0.00           | 0.00                 |
| 01 2130 220 001 | FICA NON INSTRUCTIONAL            | 2,060.00       | 295.41                | 1,725.35             | 83.75       | 334.65         | 334.65               |
| 01 2130 220 002 | FICA NON INSTRUCTIONAL            | 2,000.00       | 100.20                | 652.17               | 32.61       | 1,347.83       | 1,347.83             |
| 01 2130 220 003 | FICA NON INSTRUCTIONAL            | 3,500.00       | 170.48                | 1,519.37             | 43.41       | 1,980.63       | 1,980.63             |
| 01 2130 220 004 | FICA NON INSTRUCTIONAL            | 2,000.00       | 88.56                 | 577.28               | 28.86       | 1,422.72       | 1,422.72             |
| 01 2130 230 000 | Nurse Ins                         | 0.00           | 0.00                  | 0.00                 | 0.00        | 0.00           | 0.00                 |
| 01 2130 230 001 | RETIREMENT NON INSTUCTIONAL       | 2,700.00       | 382.98                | 2,236.56             | 82.84       | 463.44         | 463.44               |
| 01 2130 230 002 | RETIREMENT NON INSTUCTIONAL       | 1,500.00       | 131.71                | 855.43               | 57.03       | 644.57         | 644.57               |
| 01 2130 230 003 | RETIREMENT NON INSTUCTIONAL       | 4,300.00       | 220.79                | 1,969.04             | 45.79       | 2,330.96       | 2,330.96             |
| 01 2130 230 004 | RETIREMENT NON INSTUCTIONAL       | 1,300.00       | 116.25                | 756.33               | 58.18       | 543.67         | 543.67               |
| 01 2130 237 000 | INCREASED RETIREMENT CONTRIBUTION | 0.00           | 0.00                  | 0.00                 | 0.00        | 0.00           | 0.00                 |
| 01 2130 237 001 | EXCESS RETIREMENT                 | 0.00           | 0.00                  | 0.00                 | 0.00        | 0.00           | 0.00                 |
| 01 2130 237 002 | INCREASED RETIREMENT CONTRIBUTION | 0.00           | 0.00                  | 0.00                 | 0.00        | 0.00           | 0.00                 |
| 01 2130 237 003 | INCREASED RETIREMENT CONTRIBUTION | 0.00           | 0.00                  | 0.00                 | 0.00        | 0.00           | 0.00                 |
| 01 2130 237 004 | INCREASED RETIREMENT CONTRIBUTION | 0.00           | 0.00                  | 0.00                 | 0.00        | 0.00           | 0.00                 |
| 01 2130 280 003 | NON-INSTRUCIONAL OTHE             | 80.00          | 9.36                  | 51.96                | 64.95       | 28.04          | 28.04                |

03/12/2024 01:06 PM

User ID: LLB

| Account Number  | Account Description                | Revised Budget | Expended During Month | Expenditures to Date | % of Budget | Balance at EOM | Unencumbered Balance |
|-----------------|------------------------------------|----------------|-----------------------|----------------------|-------------|----------------|----------------------|
|                 | HEALTH BENEFITS                    |                |                       |                      |             |                |                      |
| 01 2130 286 003 | OTHER HEALTH BENEFITS              | 0.00           | 0.00                  | 0.00                 | 0.00        | 0.00           | 0.00                 |
| 01 2130 330 000 | STAFF TRAINING                     | 0.00           | 0.00                  | 0.00                 | 0.00        | 0.00           | 0.00                 |
| 01 2130 330 001 | STAFF TRAINING                     | 200.00         | 0.00                  | 0.00                 | 0.00        | 200.00         | 200.00               |
| 01 2130 330 002 | STAFF TRAINING                     | 200.00         | 0.00                  | 0.00                 | 0.00        | 200.00         | 200.00               |
| 01 2130 330 003 | STAFF TRAINING                     | 200.00         | 0.00                  | 0.00                 | 0.00        | 200.00         | 200.00               |
| 01 2130 330 004 | STAFF TRAINING                     | 200.00         | 0.00                  | 0.00                 | 0.00        | 200.00         | 200.00               |
| 01 2130 334 001 | CONTRACTED MLG.                    | 0.00           | 0.00                  | 0.00                 | 0.00        | 0.00           | 0.00                 |
| 01 2130 334 002 | CONTRACTED MLG                     | 0.00           | 0.00                  | 0.00                 | 0.00        | 0.00           | 0.00                 |
| 01 2130 334 003 | CONTRACTED MLG                     | 0.00           | 0.00                  | 0.00                 | 0.00        | 0.00           | 0.00                 |
| 01 2130 334 004 | CONTRACTED MLG                     | 0.00           | 0.00                  | 0.00                 | 0.00        | 0.00           | 0.00                 |
| 01 2130 340 001 | HEALTH SERVICES PROF. SERVICES     | 0.00           | 0.00                  | 0.00                 | 0.00        | 0.00           | 0.00                 |
| 01 2130 340 002 | HEALTH SERVICES PROFESSIONAL SERV  | 0.00           | 0.00                  | 0.00                 | 0.00        | 0.00           | 0.00                 |
| 01 2130 340 003 | HEALTH SERVICES PROF. SERV         | 0.00           | 0.00                  | 0.00                 | 0.00        | 0.00           | 0.00                 |
| 01 2130 340 004 | HEALTH SERVICES PROF. SERVICES     | 0.00           | 0.00                  | 0.00                 | 0.00        | 0.00           | 0.00                 |
| 01 2130 520 000 | CONTRACTED OR SECURED SERVICES     | 0.00           | 0.00                  | 0.00                 | 0.00        | 0.00           | 0.00                 |
| 01 2130 580 000 | TRAVEL                             | 0.00           | 0.00                  | 0.00                 | 0.00        | 0.00           | 0.00                 |
| 01 2130 591 001 | CONTRACTED SERVICES OTHER DIST/ESU | 1,300.00       | 0.00                  | 0.00                 | 0.00        | 1,300.00       | 1,300.00             |
| 01 2130 591 002 | CONTRACTED SERVICES OTHER DIST/ESU | 1,300.00       | 0.00                  | 0.00                 | 0.00        | 1,300.00       | 1,300.00             |
| 01 2130 591 003 | CONTRACTED SERVICES OTHER DIST/ESU | 1,300.00       | 0.00                  | 0.00                 | 0.00        | 1,300.00       | 1,300.00             |
| 01 2130 591 004 | CONTRACTED SERVICES OTHER DIST/ESU | 1,300.00       | 0.00                  | 0.00                 | 0.00        | 1,300.00       | 1,300.00             |
| 01 2130 610 000 | Health Services                    | 2,182.00       | 0.00                  | 210.65               | 9.65        | 1,971.35       | 1,971.35             |
| 01 2130 610 001 | SUPPLIES                           | 2,000.00       | 0.00                  | 227.45               | 11.37       | 1,772.55       | 1,772.55             |
| 01 2130 610 002 | SUPPLIES                           | 2,000.00       | 0.00                  | 227.45               | 11.37       | 1,772.55       | 1,772.55             |
| 01 2130 610 003 | SUPPLIES                           | 2,000.00       | 0.00                  | 227.45               | 11.37       | 1,772.55       | 1,772.55             |
| 01 2130 610 004 | SUPPLIES                           | 2,000.00       | 0.00                  | 227.45               | 11.37       | 1,772.55       | 1,772.55             |
| 01 2130 650 001 | TECH SUPPLIES < 5,000              | 250.00         | 0.00                  | 0.00                 | 0.00        | 250.00         | 250.00               |
| 01 2130 650 002 | TECH SUPPLIES < 5,000              | 250.00         | 0.00                  | 0.00                 | 0.00        | 250.00         | 250.00               |
| 01 2130 650 003 | TECH SUPPLIES < 5,000              | 250.00         | 0.00                  | 0.00                 | 0.00        | 250.00         | 250.00               |
| 01 2130 650 004 | TECH SUPPLIES < 5000               | 250.00         | 0.00                  | 0.00                 | 0.00        | 250.00         | 250.00               |
| 01 2130 733 001 | FURNITURE                          | 500.00         | 0.00                  | 0.00                 | 0.00        | 500.00         | 500.00               |
| 01 2130 733 002 | FURNITURE                          | 400.00         | 0.00                  | 0.00                 | 0.00        | 400.00         | 400.00               |
| 01 2130 733 003 | FURNITURE                          | 500.00         | 0.00                  | 298.99               | 59.80       | 201.01         | 201.01               |
| 01 2130 733 004 | FURNITURE                          | 400.00         | 0.00                  | 0.00                 | 0.00        | 400.00         | 400.00               |
| 01 2130 734 000 | COMPUTER HARDWARE NURSE            | 0.00           | 0.00                  | 0.00                 | 0.00        | 0.00           | 0.00                 |
| 2130            | HEALTH SERVICES                    | 160,104.00     | 11,950.65             | 82,184.90            | 51.33       | 77,919.10      | 77,919.10            |
| 2131            | HEALTH SERVICES SPED SA            |                |                       |                      |             |                |                      |
| 01 2131 136 001 | HEALTH SERVICES OT                 | 0.00           | 0.00                  | 0.00                 | 0.00        | 0.00           | 0.00                 |
| 2131            | HEALTH SERVICES SPED SA            | 0.00           | 0.00                  | 0.00                 | 0.00        | 0.00           | 0.00                 |
| 2140            | PSYCHOLOGICAL SERVICES-NON SPED    |                |                       |                      |             |                |                      |
| 01 2140 330 001 | STAFF TRAINING                     | 100.00         | 0.00                  | 50.00                | 50.00       | 50.00          | 50.00                |
| 01 2140 330 002 | STAFF TRAINING                     | 100.00         | 0.00                  | 50.00                | 50.00       | 50.00          | 50.00                |
| 01 2140 330 003 | STAFF TRAINING                     | 100.00         | 42.50                 | 92.50                | 92.50       | 7.50           | 7.50                 |
| 01 2140 330 004 | STAFF TRAINING                     | 100.00         | 0.00                  | 50.00                | 50.00       | 50.00          | 50.00                |
| 01 2140 334 001 | CONTRACTED MLG                     | 0.00           | 0.00                  | 0.00                 | 0.00        | 0.00           | 0.00                 |
| 01 2140 334 002 | CONTRACTED MLG                     | 0.00           | 0.00                  | 0.00                 | 0.00        | 0.00           | 0.00                 |
| 01 2140 334 003 | CONTRACTED MLG                     | 0.00           | 0.00                  | 0.00                 | 0.00        | 0.00           | 0.00                 |
| 01 2140 334 004 | CONTRACTED MLG                     | 0.00           | 0.00                  | 0.00                 | 0.00        | 0.00           | 0.00                 |
| 01 2140 340 001 | OTHER PROFESSIONAL SERVICES        | 0.00           | 0.00                  | 0.00                 | 0.00        | 0.00           | 0.00                 |
| 01 2140 340 002 | OTHER PROFESSIONAL SERVICES        | 0.00           | 0.00                  | 0.00                 | 0.00        | 0.00           | 0.00                 |
| 01 2140 340 003 | OTHER PROFESSIONAL SERVICES        | 0.00           | 0.00                  | 85.00                | 0.00        | (85.00)        | (85.00)              |
| 01 2140 340 004 | OTHER PROFESSIONAL SERVICES        | 0.00           | 0.00                  | 0.00                 | 0.00        | 0.00           | 0.00                 |
| 01 2140 643 001 | WEB CLOUD BASED SOFTWARE           | 0.00           | 0.00                  | 0.00                 | 0.00        | 0.00           | 0.00                 |
| 01 2140 643 002 | WEB CLOUD BASED SOFTWARE           | 0.00           | 0.00                  | 0.00                 | 0.00        | 0.00           | 0.00                 |
| 01 2140 643 003 | WEB CLOUD BASED SOFTWARE           | 0.00           | 0.00                  | 0.00                 | 0.00        | 0.00           | 0.00                 |
| 01 2140 643 004 | WEB CLOUD BASED SOFTWARE           | 0.00           | 0.00                  | 0.00                 | 0.00        | 0.00           | 0.00                 |
| 2140            | PSYCHOLOGICAL SERVICES-NON SPED    | 400.00         | 42.50                 | 327.50               | 81.88       | 72.50          | 72.50                |
| 2141            | SCHOOL AGE PSYCHOLOGIST            |                |                       |                      |             |                |                      |
| 01 2141 340 000 | OTHER PROFESSIONAL SERVICES        | 0.00           | 0.00                  | 0.00                 | 0.00        | 0.00           | 0.00                 |
| 01 2141 340 001 | OTHER PROFESSIONAL SERVICES        | 26,000.00      | 1,868.58              | 7,459.02             | 28.69       | 18,540.98      | 18,540.98            |
| 01 2141 340 002 | OTHER PROFESSIONAL SERVICES        | 17,000.00      | 1,316.72              | 10,280.28            | 60.47       | 6,719.72       | 6,719.72             |
| 01 2141 340 003 | PSYC SERVICES ELEM TEC             | 30,000.00      | 2,596.08              | 16,493.50            | 54.98       | 13,506.50      | 13,506.50            |

03/12/2024 01:06 PM

User ID: LLB

| Account Number  | Account Description                         | Revised Budget | Expended During Month | Expenditures to Date | % of Budget | Balance at EOM | Unencumbered Balance |
|-----------------|---|----------------|-----------------------|----------------------|-------------|----------------|----------------------|
| 01 2141 340 004 | Psyc Services Elem Cook                     | 11,000.00      | 952.97                | 6,465.75             | 58.78       | 4,534.25       | 4,534.25             |
| 01 2141 591 001 | Psyc Services HS                            | 0.00           | 0.00                  | 0.00                 | 0.00        | 0.00           | 0.00                 |
| 01 2141 591 002 | CONTRACTED SERVICES<br>OTHER DIST/ESU       | 0.00           | 0.00                  | 0.00                 | 0.00        | 0.00           | 0.00                 |
| 01 2141 591 004 | Psyc Services Elem Cook                     | 0.00           | 0.00                  | 0.00                 | 0.00        | 0.00           | 0.00                 |
| 2141            | SCHOOL AGE PSYCHOLOGIST                     | 84,000.00      | 6,734.35              | 40,698.55            | 48.45       | 43,301.45      | 43,301.45            |
| 2142            | PSYCH SERVICES 3-5                          |                |                       |                      |             |                |                      |
| 01 2142 340 003 | OTHER PROFESSIONAL<br>SERVICES              | 0.00           | 0.00                  | 0.00                 | 0.00        | 0.00           | 0.00                 |
| 2142            | PSYCH SERVICES 3-5                          | 0.00           | 0.00                  | 0.00                 | 0.00        | 0.00           | 0.00                 |
| 2143            | PSYCH SERV                                  |                |                       |                      |             |                |                      |
| 01 2143 591 001 | PSYC SERV HS                                | 0.00           | 0.00                  | 0.00                 | 0.00        | 0.00           | 0.00                 |
| 01 2143 591 002 | CONTRACTED SERVICES<br>OTHER DIST/ESU       | 0.00           | 0.00                  | 0.00                 | 0.00        | 0.00           | 0.00                 |
| 01 2143 591 003 | CONTRACTED SERVICES<br>OTHER DIST/ESU       | 0.00           | 0.00                  | 0.00                 | 0.00        | 0.00           | 0.00                 |
| 2143            | PSYCH SERV                                  | 0.00           | 0.00                  | 0.00                 | 0.00        | 0.00           | 0.00                 |
| 2151            | SPEECH LANG/AUDIO/DEAF                      |                |                       |                      |             |                |                      |
| 01 2151 111 001 | Teacher Salary                              | 0.00           | 0.00                  | 0.00                 | 0.00        | 0.00           | 0.00                 |
| 01 2151 111 002 | Teacher Salary                              | 0.00           | 0.00                  | 0.00                 | 0.00        | 0.00           | 0.00                 |
| 01 2151 111 003 | Teacher Salary                              | 0.00           | 0.00                  | 0.00                 | 0.00        | 0.00           | 0.00                 |
| 01 2151 111 004 | Teacher Salary                              | 0.00           | 0.00                  | 0.00                 | 0.00        | 0.00           | 0.00                 |
| 01 2151 151 001 | Additional Compensation Teachers            | 0.00           | 0.00                  | 0.00                 | 0.00        | 0.00           | 0.00                 |
| 01 2151 151 003 | Additional Compensation Teachers            | 0.00           | 0.00                  | 0.00                 | 0.00        | 0.00           | 0.00                 |
| 01 2151 151 004 | Additional Compensation Teachers            | 0.00           | 0.00                  | 0.00                 | 0.00        | 0.00           | 0.00                 |
| 01 2151 211 001 | BCBS/VIS INSTRUCTIONAL &<br>PROF.           | 0.00           | 0.00                  | 0.00                 | 0.00        | 0.00           | 0.00                 |
| 01 2151 211 002 | BCBS/VIS INSTRUCTIONAL &<br>PROF.           | 0.00           | 0.00                  | 0.00                 | 0.00        | 0.00           | 0.00                 |
| 01 2151 211 003 | BCBS/VIS INSTRUCTIONAL &<br>PROF.           | 0.00           | 0.00                  | 0.00                 | 0.00        | 0.00           | 0.00                 |
| 01 2151 211 004 | BCBS/VIS INSTRUCTIONAL &<br>PROF.           | 0.00           | 0.00                  | 0.00                 | 0.00        | 0.00           | 0.00                 |
| 01 2151 221 001 | SOCIAL SECURITY FOR<br>TEACHERS/PROF STF    | 0.00           | 0.00                  | 0.00                 | 0.00        | 0.00           | 0.00                 |
| 01 2151 221 002 | SOCIAL SECURITY FOR<br>TEACHERS/PROF STF    | 0.00           | 0.00                  | 0.00                 | 0.00        | 0.00           | 0.00                 |
| 01 2151 221 003 | SOCIAL SECURITY FOR<br>TEACHERS/PROF STF    | 0.00           | 0.00                  | 0.00                 | 0.00        | 0.00           | 0.00                 |
| 01 2151 221 004 | SOCIAL SECURITY FOR<br>TEACHERS/PROF STF    | 0.00           | 0.00                  | 0.00                 | 0.00        | 0.00           | 0.00                 |
| 01 2151 222 001 | FICA AIDES                                  | 0.00           | 0.00                  | 0.00                 | 0.00        | 0.00           | 0.00                 |
| 01 2151 222 002 | FICA AIDES                                  | 0.00           | 0.00                  | 0.00                 | 0.00        | 0.00           | 0.00                 |
| 01 2151 222 003 | FICA AIDES                                  | 0.00           | 0.00                  | 0.00                 | 0.00        | 0.00           | 0.00                 |
| 01 2151 222 004 | FICA AIDES                                  | 0.00           | 0.00                  | 0.00                 | 0.00        | 0.00           | 0.00                 |
| 01 2151 231 001 | Retirement Contrib. Teachers/Prof.<br>Staff | 0.00           | 0.00                  | 0.00                 | 0.00        | 0.00           | 0.00                 |
| 01 2151 231 002 | Retirement Contrib. Teachers/Prof.<br>Staff | 0.00           | 0.00                  | 0.00                 | 0.00        | 0.00           | 0.00                 |
| 01 2151 231 003 | Retirement Contrib. Teachers/Prof.<br>Staff | 0.00           | 0.00                  | 0.00                 | 0.00        | 0.00           | 0.00                 |
| 01 2151 231 004 | Retirement Contrib. Teachers/Prof.<br>Staff | 0.00           | 0.00                  | 0.00                 | 0.00        | 0.00           | 0.00                 |
| 01 2151 237 001 | INCREASED RETIREMENT<br>CONTRIBUTION        | 0.00           | 0.00                  | 0.00                 | 0.00        | 0.00           | 0.00                 |
| 01 2151 237 003 | INCREASED RETIREMENT<br>CONTRIBUTION        | 0.00           | 0.00                  | 0.00                 | 0.00        | 0.00           | 0.00                 |
| 01 2151 281 001 | OTHER HEALTH BENEFITS                       | 0.00           | 0.00                  | 0.00                 | 0.00        | 0.00           | 0.00                 |
| 01 2151 281 002 | OTHER HEALTH BENEFITS                       | 0.00           | 0.00                  | 0.00                 | 0.00        | 0.00           | 0.00                 |
| 01 2151 281 003 | OTHER HEALTH BENEFITS                       | 0.00           | 0.00                  | 0.00                 | 0.00        | 0.00           | 0.00                 |
| 01 2151 281 004 | OTHER HEALTH BENEFITS                       | 0.00           | 0.00                  | 0.00                 | 0.00        | 0.00           | 0.00                 |
| 01 2151 320 001 | PROFESSIONAL ED SERVICES                    | 0.00           | 0.00                  | 0.00                 | 0.00        | 0.00           | 0.00                 |
| 01 2151 320 002 | PROFESSIONAL ED SERVICES                    | 0.00           | 0.00                  | 0.00                 | 0.00        | 0.00           | 0.00                 |
| 01 2151 320 003 | PROFESSIONAL ED SERVICES                    | 0.00           | 0.00                  | 0.00                 | 0.00        | 0.00           | 0.00                 |
| 01 2151 320 004 | PROFESSIONAL ED SERVICES                    | 0.00           | 0.00                  | 0.00                 | 0.00        | 0.00           | 0.00                 |
| 01 2151 330 000 | STAFF TRAINING                              | 0.00           | 0.00                  | 0.00                 | 0.00        | 0.00           | 0.00                 |
| 01 2151 340 001 | Speech Contracted Services HS               | 15,700.00      | 630.50                | 4,752.84             | 30.27       | 10,947.16      | 10,947.16            |
| 01 2151 340 002 | Speech Contracted Services- MS              | 27,600.00      | 1,509.07              | 9,594.58             | 34.76       | 18,005.42      | 18,005.42            |
| 01 2151 340 003 | Speech Contracted Services Elem<br>Tec.     | 56,000.00      | 7,820.30              | 36,144.38            | 64.54       | 19,855.62      | 19,855.62            |
| 01 2151 340 004 | Speech Contracted Services Elem<br>Cook     | 35,000.00      | 2,505.38              | 16,507.60            | 47.16       | 18,492.40      | 18,492.40            |
| 01 2151 591 001 | ESU 4 SPED SERV                             | 0.00           | 427.50                | 2,446.98             | 0.00        | (2,446.98)     | (2,446.98)           |
| 01 2151 591 002 | ESU 4 SPED SERV                             | 0.00           | 247.50                | 3,842.12             | 0.00        | (3,842.12)     | (3,842.12)           |
| 01 2151 591 003 | ESU 4 SPED SERV                             | 2,000.00       | 247.50                | 9,282.85             | 464.14      | (7,282.85)     | (7,282.85)           |
| 01 2151 591 004 | ESU 4 SPED SERV                             | 2,000.00       | 427.50                | 5,237.60             | 261.88      | (3,237.60)     | (3,237.60)           |
| 01 2151 610 001 | SUPPLIES                                    | 200.00         | 0.00                  | 0.00                 | 0.00        | 200.00         | 200.00               |
| 01 2151 610 002 | SUPPLIES                                    | 200.00         | 0.00                  | 0.00                 | 0.00        | 200.00         | 200.00               |

03/12/2024 01:06 PM

User ID: LLB

| Account Number  | Account Description                      | Revised Budget | Expended During Month | Expenditures to Date | % of Budget | Balance at EOM | Unencumbered Balance |
|-----------------|--|----------------|-----------------------|----------------------|-------------|----------------|----------------------|
| 01 2151 610 003 | SUPPLIES                                 | 200.00         | 0.00                  | 0.00                 | 0.00        | 200.00         | 200.00               |
| 01 2151 610 004 | SUPPLIES                                 | 200.00         | 0.00                  | 0.00                 | 0.00        | 200.00         | 200.00               |
| 01 2151 641 003 | EBOOKS                                   | 0.00           | 49.99                 | 49.99                | 0.00        | (49.99)        | (49.99)              |
| 01 2151 810 000 | DUES AND FEES                            | 0.00           | 0.00                  | 0.00                 | 0.00        | 0.00           | 0.00                 |
| 2151            | SPEECH LANG/AUDIO/DEAF                   | 139,100.00     | 13,865.24             | 87,858.94            | 63.16       | 51,241.06      | 51,241.06            |
| 2161            | OCCUPATIONAL THERAPY                     |                |                       |                      |             |                |                      |
| 01 2161 340 001 | OT Services HS                           | 5,000.00       | 541.08                | 3,156.57             | 63.13       | 1,843.43       | 1,843.43             |
| 01 2161 340 002 | OT Services MS                           | 2,000.00       | 237.33                | 1,501.74             | 75.09       | 498.26         | 498.26               |
| 01 2161 340 003 | OT Services Elem Tec                     | 5,000.00       | 2,062.26              | 6,933.60             | 138.67      | (1,933.60)     | (1,933.60)           |
| 01 2161 340 004 | OT Services Elem Cook                    | 2,000.00       | 596.16                | 4,037.85             | 201.89      | (2,037.85)     | (2,037.85)           |
| 01 2161 520 003 | OTHER PROFESSIONAL SERVICES              | 0.00           | 0.00                  | 0.00                 | 0.00        | 0.00           | 0.00                 |
| 01 2161 610 000 | SUPPLIES                                 | 0.00           | 0.00                  | 0.00                 | 0.00        | 0.00           | 0.00                 |
| 2161            | OCCUPATIONAL THERAPY                     | 14,000.00      | 3,436.83              | 15,629.76            | 111.64      | (1,629.76)     | (1,629.76)           |
| 2163            | OT SERVICES 0-2                          |                |                       |                      |             |                |                      |
| 01 2163 340 003 | OTHER PROFESSIONAL SERVICES              | 0.00           | 0.00                  | 0.00                 | 0.00        | 0.00           | 0.00                 |
| 2163            | OT SERVICES 0-2                          | 0.00           | 0.00                  | 0.00                 | 0.00        | 0.00           | 0.00                 |
| 2171            | CONTRACTED PT SERV SCH AGE               |                |                       |                      |             |                |                      |
| 01 2171 340 001 | PT Services HS                           | 500.00         | 185.02                | 1,041.89             | 208.38      | (541.89)       | (541.89)             |
| 01 2171 340 002 | PT Services MS                           | 500.00         | 0.00                  | 0.00                 | 0.00        | 500.00         | 500.00               |
| 01 2171 340 003 | PT Services Elem Tec                     | 1,500.00       | 386.21                | 1,095.00             | 73.00       | 405.00         | 405.00               |
| 01 2171 340 004 | PT Services Elem Cook                    | 500.00         | 0.00                  | 0.00                 | 0.00        | 500.00         | 500.00               |
| 2171            | CONTRACTED PT SERV SCH AGE               | 3,000.00       | 571.23                | 2,136.89             | 71.23       | 863.11         | 863.11               |
| 2181            | CONTRACTED VISUALLY IMPAIRED SERV        |                |                       |                      |             |                |                      |
| 01 2181 591 001 | Vision Services HS                       | 0.00           | 0.00                  | 0.00                 | 0.00        | 0.00           | 0.00                 |
| 01 2181 591 002 | Vision Services MS                       | 0.00           | 0.00                  | 0.00                 | 0.00        | 0.00           | 0.00                 |
| 01 2181 591 003 | Vision Services Elem. Tec                | 0.00           | 0.00                  | 0.00                 | 0.00        | 0.00           | 0.00                 |
| 01 2181 591 004 | Vision Services Elem Cook                | 0.00           | 0.00                  | 0.00                 | 0.00        | 0.00           | 0.00                 |
| 2181            | CONTRACTED VISUALLY IMPAIRED SERV        | 0.00           | 0.00                  | 0.00                 | 0.00        | 0.00           | 0.00                 |
| 2190            | SUPPORT SERVICES NON SPED                |                |                       |                      |             |                |                      |
| 01 2190 333 001 | MENTAL HEALTH MLG HS                     | 0.00           | 0.00                  | 0.00                 | 0.00        | 0.00           | 0.00                 |
| 01 2190 333 002 | MENTAL HEALTH MLG. MS                    | 0.00           | 0.00                  | 0.00                 | 0.00        | 0.00           | 0.00                 |
| 01 2190 333 003 | MENTAL HEALTH MLG ELEM TEC               | 0.00           | 0.00                  | 0.00                 | 0.00        | 0.00           | 0.00                 |
| 01 2190 333 004 | MENTAL HEALTH MLG ELEM COOK              | 0.00           | 0.00                  | 0.00                 | 0.00        | 0.00           | 0.00                 |
| 01 2190 340 001 | SUPPORT SERV NON SPED                    | 0.00           | 0.00                  | 0.00                 | 0.00        | 0.00           | 0.00                 |
| 01 2190 340 002 | OTHER PROFESSIONAL SERVICES-NON SPED     | 0.00           | 0.00                  | 0.00                 | 0.00        | 0.00           | 0.00                 |
| 01 2190 340 003 | OTHER PROFESSIONAL SERVICES              | 0.00           | 0.00                  | 0.00                 | 0.00        | 0.00           | 0.00                 |
| 01 2190 340 004 | OTHER PROFESSIONAL SERVICES              | 0.00           | 0.00                  | 0.00                 | 0.00        | 0.00           | 0.00                 |
| 2190            | SUPPORT SERVICES NON SPED                | 0.00           | 0.00                  | 0.00                 | 0.00        | 0.00           | 0.00                 |
| 2210            | IMPROVEMENT OF INSTRUCTION               |                |                       |                      |             |                |                      |
| 01 2210 151 003 | Additional Compensation Teachers         | 0.00           | 0.00                  | 0.00                 | 0.00        | 0.00           | 0.00                 |
| 01 2210 151 004 | Additional Compensation Teachers         | 0.00           | 0.00                  | 0.00                 | 0.00        | 0.00           | 0.00                 |
| 01 2210 221 003 | SOCIAL SECURITY FOR TEACHERS/PROF STF    | 0.00           | 0.00                  | 0.00                 | 0.00        | 0.00           | 0.00                 |
| 01 2210 221 004 | SOCIAL SECURITY FOR TEACHERS/PROF STF    | 0.00           | 0.00                  | 0.00                 | 0.00        | 0.00           | 0.00                 |
| 01 2210 231 003 | Retirement Contrib. Teachers/Prof. Staff | 0.00           | 0.00                  | 0.00                 | 0.00        | 0.00           | 0.00                 |
| 01 2210 231 004 | Retirement Contrib. Teachers/Prof. Staff | 0.00           | 0.00                  | 0.00                 | 0.00        | 0.00           | 0.00                 |
| 01 2210 237 000 | INCREASED RETIREMENT CONTRIBUTION        | 0.00           | 0.00                  | 0.00                 | 0.00        | 0.00           | 0.00                 |
| 01 2210 640 001 | BOOKS AND PERIODICALS                    | 0.00           | 0.00                  | 0.00                 | 0.00        | 0.00           | 0.00                 |
| 01 2210 640 002 | BOOKS AND PERIODICALS                    | 0.00           | 0.00                  | 0.00                 | 0.00        | 0.00           | 0.00                 |
| 01 2210 640 003 | BOOKS AND PERIODICALS                    | 0.00           | 0.00                  | 0.00                 | 0.00        | 0.00           | 0.00                 |
| 01 2210 640 004 | BOOKS AND PERIODICALS                    | 0.00           | 0.00                  | 0.00                 | 0.00        | 0.00           | 0.00                 |
| 2210            | IMPROVEMENT OF INSTRUCTION               | 0.00           | 0.00                  | 0.00                 | 0.00        | 0.00           | 0.00                 |
| 2211            | SCHOOL IMPROVEMENT                       |                |                       |                      |             |                |                      |
| 01 2211 110 000 | School Improvement Salary                | 0.00           | 0.00                  | 0.00                 | 0.00        | 0.00           | 0.00                 |
| 01 2211 151 001 | Additional Compensation Teachers         | 790.00         | 0.00                  | 197.19               | 24.96       | 592.81         | 592.81               |
| 01 2211 151 002 | Additional Compensation Teachers         | 790.00         | 0.00                  | 197.19               | 24.96       | 592.81         | 592.81               |
| 01 2211 151 003 | Additional Compensation Teachers         | 790.00         | 0.00                  | 197.19               | 24.96       | 592.81         | 592.81               |
| 01 2211 151 004 | Additional Compensation Teachers         | 790.00         | 0.00                  | 197.19               | 24.96       | 592.81         | 592.81               |
| 01 2211 220 000 | School Improvement FICA                  | 0.00           | 0.00                  | 0.00                 | 0.00        | 0.00           | 0.00                 |
| 01 2211 221 001 | SOCIAL SECURITY FOR TEACHERS/PROF STF    | 65.00          | 0.00                  | 15.09                | 23.22       | 49.91          | 49.91                |
| 01 2211 221 002 | SOCIAL SECURITY FOR TEACHERS/PROF STF    | 65.00          | 0.00                  | 15.09                | 23.22       | 49.91          | 49.91                |
| 01 2211 221 003 | SOCIAL SECURITY FOR                      | 65.00          | 0.00                  | 15.09                | 23.22       | 49.91          | 49.91                |







03/12/2024 01:06 PM

User ID: LLB

| Account Number  | Account Description                 | Revised Budget | Expended During Month | Expenditures to Date | % of Budget | Balance at EOM | Unencumbered Balance |
|-----------------|-------------------------------------|----------------|-----------------------|----------------------|-------------|----------------|----------------------|
| 01 2230 432 001 | Tech related repairs/ maint         | 0.00           | 221.82                | 221.82               | 0.00        | (221.82)       | (221.82)             |
| 01 2230 432 002 | Tech related repairs/ maint         | 0.00           | 221.82                | 221.82               | 0.00        | (221.82)       | (221.82)             |
| 01 2230 432 003 | Tech related repairs/ maint         | 0.00           | 221.82                | 221.82               | 0.00        | (221.82)       | (221.82)             |
| 01 2230 432 004 | Tech related repairs/ maint         | 0.00           | 221.82                | 221.82               | 0.00        | (221.82)       | (221.82)             |
| 01 2230 580 000 | Travel                              | 2,000.00       | 0.00                  | 157.76               | 7.89        | 1,842.24       | 1,842.24             |
| 01 2230 580 001 | Travel                              | 0.00           | 0.00                  | 0.00                 | 0.00        | 0.00           | 0.00                 |
| 01 2230 580 002 | Travel                              | 0.00           | 0.00                  | 0.00                 | 0.00        | 0.00           | 0.00                 |
| 01 2230 580 003 | Travel                              | 0.00           | 0.00                  | 0.00                 | 0.00        | 0.00           | 0.00                 |
| 01 2230 580 004 | Travel                              | 0.00           | 0.00                  | 0.00                 | 0.00        | 0.00           | 0.00                 |
| 01 2230 591 000 | CONTRACTED SERVICES OTHER DIST/ESU  | 0.00           | 0.00                  | 131.66               | 0.00        | (131.66)       | (131.66)             |
| 01 2230 591 001 | CONTRACTED SERVICES OTHER DIST/ESU  | 6,000.00       | 54.88                 | 2,647.15             | 44.12       | 3,352.85       | 3,352.85             |
| 01 2230 591 002 | CONTRACTED SERVICES OTHER DIST/ESU  | 6,000.00       | 54.88                 | 2,647.15             | 44.12       | 3,352.85       | 3,352.85             |
| 01 2230 591 003 | CONTRACTED SERVICES OTHER DIST/ESU  | 6,000.00       | 54.86                 | 2,647.22             | 44.12       | 3,352.78       | 3,352.78             |
| 01 2230 591 004 | CONTRACTED SERVICES OTHER DIST/ESU  | 6,000.00       | 54.86                 | 2,647.22             | 44.12       | 3,352.78       | 3,352.78             |
| 01 2230 610 000 | SUPPLIES                            | 0.00           | 0.00                  | 0.00                 | 0.00        | 0.00           | 0.00                 |
| 01 2230 610 001 | SUPPLIES                            | 250.00         | 0.00                  | 0.00                 | 0.00        | 250.00         | 250.00               |
| 01 2230 610 002 | SUPPLIES                            | 250.00         | 0.00                  | 0.00                 | 0.00        | 250.00         | 250.00               |
| 01 2230 610 003 | SUPPLIES                            | 250.00         | 0.00                  | 0.00                 | 0.00        | 250.00         | 250.00               |
| 01 2230 610 004 | SUPPLIES                            | 250.00         | 0.00                  | 0.00                 | 0.00        | 250.00         | 250.00               |
| 01 2230 643 001 | WEB CLOUD BASED SOFTWARE            | 5,000.00       | 331.80                | 1,242.78             | 24.86       | 3,757.22       | 3,757.22             |
| 01 2230 643 002 | WEB CLOUD BASED SOFTWARE            | 5,000.00       | 331.80                | 1,242.79             | 24.86       | 3,757.21       | 3,757.21             |
| 01 2230 643 003 | WEB CLOUD BASED SOFTWARE            | 5,000.00       | 331.80                | 1,193.29             | 23.87       | 3,806.71       | 3,806.71             |
| 01 2230 643 004 | WEB CLOUD BASED SOFTWARE            | 5,000.00       | 331.80                | 1,242.79             | 24.86       | 3,757.21       | 3,757.21             |
| 01 2230 650 000 | TECH SUPPLIES < 5,000               | 0.00           | 0.00                  | 135.03               | 0.00        | (135.03)       | (135.03)             |
| 01 2230 650 001 | TECH SUPPLIES < 5,000               | 2,000.00       | 0.00                  | 117.65               | 5.88        | 1,882.35       | 1,882.35             |
| 01 2230 650 002 | TECH SUPPLIES < 5,000               | 2,000.00       | 0.00                  | 117.64               | 5.88        | 1,882.36       | 1,882.36             |
| 01 2230 650 003 | TECH SUPPLIES < 5,000               | 2,000.00       | 0.00                  | 167.14               | 8.36        | 1,832.86       | 1,832.86             |
| 01 2230 650 004 | TECH SUPPLIES < 5,000               | 2,000.00       | 0.00                  | 117.64               | 5.88        | 1,882.36       | 1,882.36             |
| 01 2230 734 000 | TECH HARDWARE                       | 0.00           | 0.00                  | 0.00                 | 0.00        | 0.00           | 0.00                 |
| 01 2230 734 001 | TECH HARDWARE                       | 1,500.00       | 0.00                  | 0.00                 | 0.00        | 1,500.00       | 1,500.00             |
| 01 2230 734 002 | TECH HARDWARE                       | 1,500.00       | 0.00                  | 0.00                 | 0.00        | 1,500.00       | 1,500.00             |
| 01 2230 734 003 | TECH HARDWARE                       | 1,500.00       | 0.00                  | 0.00                 | 0.00        | 1,500.00       | 1,500.00             |
| 01 2230 734 004 | TECH HARDWARE                       | 1,500.00       | 0.00                  | 0.00                 | 0.00        | 1,500.00       | 1,500.00             |
| 01 2230 735 001 | TECH SOFTWARE                       | 0.00           | 0.00                  | 0.00                 | 0.00        | 0.00           | 0.00                 |
| 01 2230 735 002 | TECH SOFTWARE                       | 0.00           | 0.00                  | 0.00                 | 0.00        | 0.00           | 0.00                 |
| 01 2230 735 003 | TECH SOFTWARE                       | 0.00           | 0.00                  | 0.00                 | 0.00        | 0.00           | 0.00                 |
| 01 2230 735 004 | TECH SOFTWARE                       | 0.00           | 0.00                  | 0.00                 | 0.00        | 0.00           | 0.00                 |
| 01 2230 810 000 | DUES AND FEES                       | 500.00         | 0.00                  | 0.00                 | 0.00        | 500.00         | 500.00               |
| 2230            | TECH INTEGRATION                    | 174,872.00     | 13,567.52             | 94,094.30            | 53.81       | 80,777.70      | 80,777.70            |
| 2240            | ACADEMIC ASSESSMENT                 |                |                       |                      |             |                |                      |
| 01 2240 735 001 | Tech Software                       | 1,000.00       | 0.00                  | 0.00                 | 0.00        | 1,000.00       | 1,000.00             |
| 01 2240 735 002 | Tech Software                       | 1,000.00       | 0.00                  | 0.00                 | 0.00        | 1,000.00       | 1,000.00             |
| 01 2240 735 003 | Tech Software                       | 1,000.00       | 0.00                  | 0.00                 | 0.00        | 1,000.00       | 1,000.00             |
| 01 2240 735 004 | Tech Software                       | 1,000.00       | 0.00                  | 0.00                 | 0.00        | 1,000.00       | 1,000.00             |
| 2240            | ACADEMIC ASSESSMENT                 | 4,000.00       | 0.00                  | 0.00                 | 0.00        | 4,000.00       | 4,000.00             |
| 2310            | BOARD OF EDUCATION                  |                |                       |                      |             |                |                      |
| 01 2310 310 000 | Professional and Technical Services | 8,000.00       | 0.00                  | 100.00               | 1.25        | 7,900.00       | 7,900.00             |
| 01 2310 333 000 | Mileage                             | 0.00           | 0.00                  | 0.00                 | 0.00        | 0.00           | 0.00                 |
| 01 2310 341 000 | Insurance- ALICAP                   | 0.00           | 0.00                  | 0.00                 | 0.00        | 0.00           | 0.00                 |
| 01 2310 342 000 | Fidelity Bond                       | 0.00           | 0.00                  | 0.00                 | 0.00        | 0.00           | 0.00                 |
| 01 2310 520 000 | LIABILITY INS                       | 155,000.00     | 0.00                  | 177,138.00           | 114.28      | (22,138.00)    | (22,138.00)          |
| 01 2310 521 000 | 521                                 | 0.00           | 40.00                 | 80.00                | 0.00        | (80.00)        | (80.00)              |
| 01 2310 540 000 | Advertising/printing                | 4,000.00       | 370.51                | 2,549.67             | 63.74       | 1,450.33       | 1,450.33             |
| 01 2310 580 000 | BOE Travel                          | 2,000.00       | 150.00                | 1,650.00             | 82.50       | 350.00         | 350.00               |
| 01 2310 610 000 | BOE Supplies                        | 200.00         | 0.00                  | 87.60                | 43.80       | 112.40         | 112.40               |
| 01 2310 643 000 | Web Cloud Based Software            | 5,000.00       | 0.00                  | 4,616.00             | 92.32       | 384.00         | 384.00               |
| 01 2310 810 000 | Dues and Fees                       | 5,000.00       | (96.00)               | 6,414.00             | 128.28      | (1,414.00)     | (1,414.00)           |
| 01 2310 890 000 | BOE Misc.                           | 720.00         | 0.00                  | 0.00                 | 0.00        | 720.00         | 720.00               |
| 2310            | BOARD OF EDUCATION                  | 179,920.00     | 464.51                | 192,635.27           | 107.07      | (12,715.27)    | (12,715.27)          |
| 2320            | EXECUTIVE ADMINISTRATION            |                |                       |                      |             |                |                      |
| 01 2320 105 000 | Supt. Salary                        | 106,725.00     | 8,893.75              | 62,256.25            | 58.33       | 44,468.75      | 44,468.75            |
| 01 2320 110 000 | Adm Clerical Salary                 | 0.00           | 0.00                  | 0.00                 | 0.00        | 0.00           | 0.00                 |
| 01 2320 116 000 | Bookkeeper Salary                   | 61,500.00      | 5,125.00              | 35,875.00            | 58.33       | 25,625.00      | 25,625.00            |
| 01 2320 215 000 | SUPT BCBS                           | 19,245.00      | 1,614.67              | 11,260.52            | 58.51       | 7,984.48       | 7,984.48             |
| 01 2320 216 000 | BCBS Bookkeeper                     | 18,475.00      | 1,539.48              | 10,776.36            | 58.33       | 7,698.64       | 7,698.64             |
| 01 2320 225 000 | Supt. FICA                          | 8,200.00       | 682.57                | 4,777.92             | 58.27       | 3,422.08       | 3,422.08             |
| 01 2320 226 000 | Bookkeeper FICA                     | 4,500.00       | 374.51                | 2,621.43             | 58.25       | 1,878.57       | 1,878.57             |
| 01 2320 235 000 | Supt. Retirement                    | 10,540.00      | 878.51                | 6,149.56             | 58.34       | 4,390.44       | 4,390.44             |

03/12/2024 01:06 PM

User ID: LLB

| Account Number  | Account Description                       | Revised Budget | Expended During Month | Expenditures to Date | % of Budget | Balance at EOM | Unencumbered Balance |
|-----------------|---|----------------|-----------------------|----------------------|-------------|----------------|----------------------|
| 01 2320 236 000 | Bookkeeper Retirement                     | 6,075.00       | 506.24                | 3,543.68             | 58.33       | 2,531.32       | 2,531.32             |
| 01 2320 285 000 | Other Health Benefits                     | 345.00         | 28.69                 | 200.08               | 57.99       | 144.92         | 144.92               |
| 01 2320 286 000 | Bookkeeper Other Health Benefits          | 300.00         | 25.55                 | 177.18               | 59.06       | 122.82         | 122.82               |
| 01 2320 290 000 | Other Benefits                            | 0.00           | 0.00                  | 0.00                 | 0.00        | 0.00           | 0.00                 |
| 01 2320 330 000 | Staff Training                            | 600.00         | 0.00                  | 0.00                 | 0.00        | 600.00         | 600.00               |
| 01 2320 333 000 | Mlg. Paid to Staff                        | 100.00         | 0.00                  | 0.00                 | 0.00        | 100.00         | 100.00               |
| 01 2320 530 000 | Furniture Adm                             | 1,000.00       | 0.00                  | 0.00                 | 0.00        | 1,000.00       | 1,000.00             |
| 01 2320 580 000 | Adm Travel                                | 1,000.00       | 0.00                  | 0.00                 | 0.00        | 1,000.00       | 1,000.00             |
| 01 2320 610 000 | Supplies Adm                              | 300.00         | 0.00                  | 0.00                 | 0.00        | 300.00         | 300.00               |
| 01 2320 640 002 | PERIODICALS                               | 0.00           | 0.00                  | 0.00                 | 0.00        | 0.00           | 0.00                 |
| 01 2320 650 000 | Tech Supplies < 5,000                     | 2,000.00       | 0.00                  | 0.00                 | 0.00        | 2,000.00       | 2,000.00             |
| 01 2320 733 000 | Admin Furniture                           | 500.00         | 0.00                  | 0.00                 | 0.00        | 500.00         | 500.00               |
| 01 2320 734 000 | Adm Comp Hardware                         | 0.00           | 0.00                  | 0.00                 | 0.00        | 0.00           | 0.00                 |
| 01 2320 810 000 | Dues and Fees                             | 1,250.00       | 35.00                 | 120.00               | 9.60        | 1,130.00       | 1,130.00             |
| 01 2320 890 000 | Adm Other Expense                         | 0.00           | 0.00                  | 0.00                 | 0.00        | 0.00           | 0.00                 |
| 2320            | EXECUTIVE ADMINISTRATION                  | 242,655.00     | 19,703.97             | 137,757.98           | 56.77       | 104,897.02     | 104,897.02           |
| 2330            | LEGAL SERVICES                            |                |                       |                      |             |                |                      |
| 01 2330 317 000 | LEGAL SERVICES                            | 14,700.00      | 247.50                | 7,440.00             | 50.61       | 7,260.00       | 7,260.00             |
| 2330            | LEGAL SERVICES                            | 14,700.00      | 247.50                | 7,440.00             | 50.61       | 7,260.00       | 7,260.00             |
| 2410            | OFFICE OF THE PRINCIPAL                   |                |                       |                      |             |                |                      |
| 01 2410 110 001 | HS Secretary Salary                       | 0.00           | 2,363.70              | 16,673.70            | 0.00        | (16,673.70)    | (16,673.70)          |
| 01 2410 110 002 | MS Secretary Salary                       | 50,880.00      | 4,092.61              | 29,031.47            | 57.06       | 21,848.53      | 21,848.53            |
| 01 2410 110 003 | Elem. Tec. Secretary Salary               | 62,450.00      | 4,429.28              | 33,439.14            | 53.55       | 29,010.86      | 29,010.86            |
| 01 2410 110 004 | Elem Cook Secretary Salary                | 213,750.00     | 1,564.94              | 10,031.49            | 4.69        | 203,718.51     | 203,718.51           |
| 01 2410 111 001 | HS Principal Salary                       | 119,000.00     | 9,916.67              | 69,416.69            | 58.33       | 49,583.31      | 49,583.31            |
| 01 2410 111 002 | MS Principal Salary                       | 56,500.00      | 4,708.33              | 32,958.31            | 58.33       | 23,541.69      | 23,541.69            |
| 01 2410 111 003 | Elementary Tec. Principal Salary          | 35,575.00      | 2,964.58              | 20,752.06            | 58.33       | 14,822.94      | 14,822.94            |
| 01 2410 111 004 | Elementary Cook Principal Salary          | 56,500.00      | 4,708.34              | 32,958.38            | 58.33       | 23,541.62      | 23,541.62            |
| 01 2410 130 001 | Sec Princ Secretary Overtime              | 1,000.00       | 10.13                 | 150.32               | 15.03       | 849.68         | 849.68               |
| 01 2410 130 002 | MS Principal Sec. OT                      | 1,000.00       | 29.16                 | 779.67               | 77.97       | 220.33         | 220.33               |
| 01 2410 130 003 | Elem Tec. Secretary Overtime              | 2,000.00       | 603.45                | 4,978.64             | 248.93      | (2,978.64)     | (2,978.64)           |
| 01 2410 130 004 | Elem Cook Secretary Overtime              | 1,000.00       | 0.00                  | 276.11               | 27.61       | 723.89         | 723.89               |
| 01 2410 210 001 | HS Sec. BCBS                              | 24,570.00      | 2,047.26              | 14,330.82            | 58.33       | 10,239.18      | 10,239.18            |
| 01 2410 210 002 | MS Secretary BCBS                         | 700.00         | 58.01                 | 406.07               | 58.01       | 293.93         | 293.93               |
| 01 2410 210 003 | Elem. Tec. Secretary BCBS                 | 20,775.00      | 1,521.61              | 11,242.56            | 54.12       | 9,532.44       | 9,532.44             |
| 01 2410 210 004 | Elem Cook Secretary BCBS                  | 4,500.00       | 400.30                | 2,222.98             | 49.40       | 2,277.02       | 2,277.02             |
| 01 2410 211 001 | HS Princ BCBS                             | 19,350.00      | 1,612.54              | 11,287.78            | 58.33       | 8,062.22       | 8,062.22             |
| 01 2410 211 002 | MS Princ BCBS                             | 13,000.00      | 1,076.44              | 7,535.08             | 57.96       | 5,464.92       | 5,464.92             |
| 01 2410 211 003 | Elem Prin Ins                             | 6,415.00       | 538.22                | 3,753.49             | 58.51       | 2,661.51       | 2,661.51             |
| 01 2410 211 004 | Elem Cook Princ. BCBS                     | 12,950.00      | 1,076.45              | 7,535.15             | 58.19       | 5,414.85       | 5,414.85             |
| 01 2410 220 001 | HS Secretary FICA                         | 2,113.00       | 172.09                | 1,220.48             | 57.76       | 892.52         | 892.52               |
| 01 2410 220 002 | MS Secretary FICA                         | 4,200.00       | 316.22                | 2,287.14             | 54.46       | 1,912.86       | 1,912.86             |
| 01 2410 220 003 | Elementary Tec. Sec.FICA                  | 5,885.00       | 375.73                | 2,871.95             | 48.80       | 3,013.05       | 3,013.05             |
| 01 2410 220 004 | Elem Cook Secretary FICA                  | 1,570.00       | 116.43                | 770.26               | 49.06       | 799.74         | 799.74               |
| 01 2410 221 001 | HS Principal FICA                         | 9,135.00       | 760.84                | 5,327.32             | 58.32       | 3,807.68       | 3,807.68             |
| 01 2410 221 002 | MS Principal FICA                         | 4,500.00       | 354.01                | 2,478.01             | 55.07       | 2,021.99       | 2,021.99             |
| 01 2410 221 003 | Elem Tec Principal FICA                   | 2,730.00       | 227.52                | 1,592.63             | 58.34       | 1,137.37       | 1,137.37             |
| 01 2410 221 004 | Elem Cook Principal FICA                  | 4,500.00       | 354.01                | 2,478.07             | 55.07       | 2,021.93       | 2,021.93             |
| 01 2410 230 001 | HS Secretary Retirement                   | 2,500.00       | 234.48                | 1,661.84             | 66.47       | 838.16         | 838.16               |
| 01 2410 230 002 | MS Secretary Retirement                   | 5,300.00       | 407.14                | 2,944.68             | 55.56       | 2,355.32       | 2,355.32             |
| 01 2410 230 003 | Elem Tec. Secretary Retirement            | 7,500.00       | 496.08                | 3,788.15             | 50.51       | 3,711.85       | 3,711.85             |
| 01 2410 230 004 | Elem Cook Secretary Retirement            | 1,900.00       | 154.58                | 1,018.15             | 53.59       | 881.85         | 881.85               |
| 01 2410 231 001 | HS Principal Retirement                   | 11,755.00      | 979.55                | 6,856.85             | 58.33       | 4,898.15       | 4,898.15             |
| 01 2410 231 002 | MS Principal Retirement                   | 5,600.00       | 465.08                | 3,255.56             | 58.14       | 2,344.44       | 2,344.44             |
| 01 2410 231 003 | Elem Tec Principal Retirement             | 3,515.00       | 292.84                | 2,049.84             | 58.32       | 1,465.16       | 1,465.16             |
| 01 2410 231 004 | Elem Cook Principal Retirement            | 5,580.00       | 465.08                | 3,255.56             | 58.34       | 2,324.44       | 2,324.44             |
| 01 2410 237 000 | INCREASED RETIREMENT CONTRIBUTION         | 0.00           | 0.00                  | 0.00                 | 0.00        | 0.00           | 0.00                 |
| 01 2410 237 001 | Increased Retirement Contribution         | 0.00           | 0.00                  | 0.00                 | 0.00        | 0.00           | 0.00                 |
| 01 2410 237 002 | Increased Retirement Contribution         | 0.00           | 0.00                  | 0.00                 | 0.00        | 0.00           | 0.00                 |
| 01 2410 237 003 | Increased Retirement Contribution         | 0.00           | 0.00                  | 0.00                 | 0.00        | 0.00           | 0.00                 |
| 01 2410 237 004 | Increased Retirement Contribution         | 0.00           | 0.00                  | 0.00                 | 0.00        | 0.00           | 0.00                 |
| 01 2410 280 001 | HS Secretary Other Health Benefits        | 150.00         | 12.96                 | 90.72                | 60.48       | 59.28          | 59.28                |
| 01 2410 280 002 | MS Secretary Other Health Benefits        | 265.00         | 20.99                 | 150.57               | 56.82       | 114.43         | 114.43               |
| 01 2410 280 003 | Elem. Secretary Other Health Benefits     | 100.00         | 10.51                 | 67.39                | 67.39       | 32.61          | 32.61                |
| 01 2410 280 004 | Elem Cook Secretary Other Health Benefits | 0.00           | 0.00                  | 0.00                 | 0.00        | 0.00           | 0.00                 |
| 01 2410 281 001 | Sec Prin Other Health Benefits            | 450.00         | 38.25                 | 267.75               | 59.50       | 182.25         | 182.25               |
| 01 2410 281 002 | MS Principal Other Health Benefits        | 230.00         | 19.12                 | 133.84               | 58.19       | 96.16          | 96.16                |
| 01 2410 281 003 | Elem Tec Principal Other Health Benefits  | 115.00         | 9.56                  | 66.68                | 57.98       | 48.32          | 48.32                |
| 01 2410 281 004 | Elem Cook Principal Other Health          | 230.00         | 19.13                 | 133.91               | 58.22       | 96.09          | 96.09                |

03/12/2024 01:06 PM

User ID: LLB

| Account Number  | Account Description            | Revised Budget | Expended During Month | Expenditures to Date | % of Budget | Balance at EOM | Unencumbered Balance |
|-----------------|--------------------------------|----------------|-----------------------|----------------------|-------------|----------------|----------------------|
|                 | Benefits                       |                |                       |                      |             |                |                      |
| 01 2410 330 001 | STAFF TRAINING                 | 200.00         | 0.00                  | 0.00                 | 0.00        | 200.00         | 200.00               |
| 01 2410 330 002 | STAFF TRAINING                 | 200.00         | 0.00                  | 0.00                 | 0.00        | 200.00         | 200.00               |
| 01 2410 330 003 | STAFF TRAINING                 | 200.00         | 0.00                  | 0.00                 | 0.00        | 200.00         | 200.00               |
| 01 2410 330 004 | STAFF TRAINING                 | 100.00         | 0.00                  | 0.00                 | 0.00        | 100.00         | 100.00               |
| 01 2410 333 001 | HS Mlg Paid to Staff           | 250.00         | 0.00                  | 301.78               | 120.71      | (51.78)        | (51.78)              |
| 01 2410 333 002 | MS Mlg. Paid to Staff          | 100.00         | 0.00                  | 0.00                 | 0.00        | 100.00         | 100.00               |
| 01 2410 333 003 | Elem Tec. Mlg. Paid to Staff   | 50.00          | 0.00                  | 0.00                 | 0.00        | 50.00          | 50.00                |
| 01 2410 333 004 | Elem. Cook Mlg. Paid to Staff  | 50.00          | 0.00                  | 0.00                 | 0.00        | 50.00          | 50.00                |
| 01 2410 530 001 | Furniture and Equip.           | 0.00           | 0.00                  | 0.00                 | 0.00        | 0.00           | 0.00                 |
| 01 2410 530 002 | Furniture and Equip.           | 0.00           | 0.00                  | 0.00                 | 0.00        | 0.00           | 0.00                 |
| 01 2410 530 003 | Furniture and Equip.           | 0.00           | 0.00                  | 0.00                 | 0.00        | 0.00           | 0.00                 |
| 01 2410 530 004 | Furniture and Equip.           | 0.00           | 0.00                  | 0.00                 | 0.00        | 0.00           | 0.00                 |
| 01 2410 580 001 | Travel Or Mileage              | 1,000.00       | 0.00                  | 0.00                 | 0.00        | 1,000.00       | 1,000.00             |
| 01 2410 580 002 | Travel Or Mileage              | 500.00         | 0.00                  | 0.00                 | 0.00        | 500.00         | 500.00               |
| 01 2410 580 003 | Elem Travel Or Mileage         | 750.00         | 0.00                  | 0.00                 | 0.00        | 750.00         | 750.00               |
| 01 2410 580 004 | Travel Or Mileage              | 500.00         | 0.00                  | 0.00                 | 0.00        | 500.00         | 500.00               |
| 01 2410 610 000 | Supplies                       | 520.00         | 205.00                | 600.00               | 115.38      | (80.00)        | (80.00)              |
| 01 2410 610 001 | SUPPLIES                       | 200.00         | 0.00                  | 35.02                | 17.51       | 164.98         | 164.98               |
| 01 2410 610 002 | SUPPLIES                       | 200.00         | 0.00                  | 0.00                 | 0.00        | 200.00         | 200.00               |
| 01 2410 610 003 | SUPPLIES                       | 200.00         | 0.00                  | 96.63                | 48.32       | 103.37         | 103.37               |
| 01 2410 610 004 | SUPPLIES                       | 200.00         | 0.00                  | 0.00                 | 0.00        | 200.00         | 200.00               |
| 01 2410 640 001 | PERIODICALS                    | 0.00           | 0.00                  | 0.00                 | 0.00        | 0.00           | 0.00                 |
| 01 2410 640 003 | PERIODICALS                    | 0.00           | 0.00                  | 0.00                 | 0.00        | 0.00           | 0.00                 |
| 01 2410 640 004 | PERIODICALS                    | 0.00           | 0.00                  | 0.00                 | 0.00        | 0.00           | 0.00                 |
| 01 2410 650 001 | TECH SUPPLIES < 5,000          | 1,500.00       | 0.00                  | 1,108.00             | 73.87       | 392.00         | 392.00               |
| 01 2410 650 002 | TECH SUPPLIES < 5,000          | 750.00         | 0.00                  | 554.00               | 73.87       | 196.00         | 196.00               |
| 01 2410 650 003 | TECH SUPPLIES < 5,000          | 750.00         | 0.00                  | 0.00                 | 0.00        | 750.00         | 750.00               |
| 01 2410 650 004 | TECH SUPPLIES < 5,000          | 750.00         | 0.00                  | 554.00               | 73.87       | 196.00         | 196.00               |
| 01 2410 733 001 | FURNITURE                      | 200.00         | 0.00                  | 249.98               | 124.99      | (49.98)        | (49.98)              |
| 01 2410 733 002 | FURNITURE                      | 100.00         | 0.00                  | 0.00                 | 0.00        | 100.00         | 100.00               |
| 01 2410 733 003 | FURNITURE                      | 100.00         | 0.00                  | 38.87                | 38.87       | 61.13          | 61.13                |
| 01 2410 733 004 | FURNITURE                      | 100.00         | 0.00                  | 0.00                 | 0.00        | 100.00         | 100.00               |
| 01 2410 734 000 | Prin Comp Hardware             | 0.00           | 0.00                  | 0.00                 | 0.00        | 0.00           | 0.00                 |
| 01 2410 734 001 | TECH HARDWARE                  | 0.00           | 0.00                  | 0.00                 | 0.00        | 0.00           | 0.00                 |
| 01 2410 734 002 | TECH HARDWARE                  | 0.00           | 0.00                  | 0.00                 | 0.00        | 0.00           | 0.00                 |
| 01 2410 734 003 | TECH HARDWARE                  | 0.00           | 0.00                  | 0.00                 | 0.00        | 0.00           | 0.00                 |
| 01 2410 734 004 | TECH HARDWARE                  | 0.00           | 0.00                  | 0.00                 | 0.00        | 0.00           | 0.00                 |
| 01 2410 810 001 | DUES AND FEES                  | 900.00         | 0.00                  | 0.00                 | 0.00        | 900.00         | 900.00               |
| 01 2410 810 002 | DUES AND FEES                  | 700.00         | 0.00                  | 0.00                 | 0.00        | 700.00         | 700.00               |
| 01 2410 810 003 | DUES AND FEES                  | 700.00         | 0.00                  | 0.00                 | 0.00        | 700.00         | 700.00               |
| 01 2410 810 004 | DUES AND FEES                  | 700.00         | 0.00                  | 0.00                 | 0.00        | 700.00         | 700.00               |
| 01 2410 890 001 | Principal Other Expense        | 0.00           | 0.00                  | 0.00                 | 0.00        | 0.00           | 0.00                 |
| 01 2410 890 002 | Principal Other Expense        | 0.00           | 0.00                  | 0.00                 | 0.00        | 0.00           | 0.00                 |
| 01 2410 890 003 | EI. Principal Exp.             | 0.00           | 0.00                  | 0.00                 | 0.00        | 0.00           | 0.00                 |
| 01 2410 890 004 | Principal Other Expense        | 0.00           | 0.00                  | 0.00                 | 0.00        | 0.00           | 0.00                 |
| 2410            | OFFICE OF THE PRINCIPAL        | 794,208.00     | 50,229.22             | 358,065.54           | 45.08       | 436,142.46     | 436,142.46           |
| 2510            | GENERAL ADMIN-BUSINESS SERVICE |                |                       |                      |             |                |                      |
| 01 2510 315 000 | Audit/Accounting Software      | 10,000.00      | 0.00                  | 10,240.00            | 102.40      | (240.00)       | (240.00)             |
| 01 2510 327 000 | RENTALS OR LEASES              | 0.00           | 0.00                  | 0.00                 | 0.00        | 0.00           | 0.00                 |
| 01 2510 328 000 | Insurance                      | 0.00           | 0.00                  | 0.00                 | 0.00        | 0.00           | 0.00                 |
| 01 2510 330 000 | STAFF TRAINING                 | 200.00         | 0.00                  | 0.00                 | 0.00        | 200.00         | 200.00               |
| 01 2510 340 000 | OTHER PROFESSIONAL SERVICES    | 1,000.00       | 114.00                | 966.00               | 96.60       | 34.00          | 34.00                |
| 01 2510 440 000 | RENTAL                         | 0.00           | 0.00                  | 8.00                 | 0.00        | (8.00)         | (8.00)               |
| 01 2510 540 000 | Advertising/printing           | 500.00         | 0.00                  | 80.00                | 16.00       | 420.00         | 420.00               |
| 01 2510 550 000 | PRINTING/COPIER                | 0.00           | 0.00                  | 0.00                 | 0.00        | 0.00           | 0.00                 |
| 01 2510 610 000 | Supplies                       | 4,000.00       | 0.00                  | 1,552.88             | 38.82       | 2,447.12       | 2,447.12             |
| 01 2510 610 001 | SUPPLIES                       | 100.00         | 0.00                  | 0.00                 | 0.00        | 100.00         | 100.00               |
| 01 2510 610 002 | SUPPLIES                       | 100.00         | 0.00                  | 0.00                 | 0.00        | 100.00         | 100.00               |
| 01 2510 610 003 | SUPPLIES                       | 0.00           | 0.00                  | 0.00                 | 0.00        | 0.00           | 0.00                 |
| 01 2510 610 004 | SUPPLIES                       | 100.00         | 0.00                  | 0.00                 | 0.00        | 100.00         | 100.00               |
| 01 2510 643 000 | WEB CLOUD BASED SOFTWARE       | 0.00           | 0.00                  | 0.00                 | 0.00        | 0.00           | 0.00                 |
| 01 2510 643 001 | WEB CLOUD BASED SOFTWARE       | 2,750.00       | 0.00                  | 353.87               | 12.87       | 2,396.13       | 2,396.13             |
| 01 2510 643 002 | WEB CLOUD BASED SOFTWARE       | 2,750.00       | 0.00                  | 353.87               | 12.87       | 2,396.13       | 2,396.13             |
| 01 2510 643 003 | WEB CLOUD BASED SOFTWARE       | 2,750.00       | 0.00                  | 353.88               | 12.87       | 2,396.12       | 2,396.12             |
| 01 2510 643 004 | WEB CLOUD BASED SOFTWARE       | 2,750.00       | 0.00                  | 353.88               | 12.87       | 2,396.12       | 2,396.12             |
| 01 2510 650 001 | TECH SUPPLIES < 5,000          | 0.00           | 0.00                  | 0.00                 | 0.00        | 0.00           | 0.00                 |
| 01 2510 650 002 | TECH SUPPLIES < 5,000          | 0.00           | 0.00                  | 0.00                 | 0.00        | 0.00           | 0.00                 |
| 01 2510 650 003 | TECH SUPPLIES < 5,000          | 0.00           | 0.00                  | 0.00                 | 0.00        | 0.00           | 0.00                 |
| 01 2510 650 004 | TECH SUPPLIES < 5,000          | 0.00           | 0.00                  | 0.00                 | 0.00        | 0.00           | 0.00                 |
| 01 2510 890 000 | OTHER MISC EXPENSES            | 991.00         | 0.00                  | 0.00                 | 0.00        | 991.00         | 991.00               |
| 2510            | GENERAL ADMIN-BUSINESS SERVICE | 27,991.00      | 114.00                | 14,262.38            | 50.95       | 13,728.62      | 13,728.62            |
| 2560            | PUBLIC INFO SERVICES           |                |                       |                      |             |                |                      |

03/12/2024 01:06 PM

User ID: LLB

| Account Number  | Account Description                      | Revised Budget    | Expended During Month | Expenditures to Date | % of Budget  | Balance at EOM    | Unencumbered Balance |
|-----------------|--|-------------------|-----------------------|----------------------|--------------|-------------------|----------------------|
| 01 2560 382 000 | Distance Ed & Telecommunications         | 4,500.00          | 213.48                | 6,037.01             | 134.16       | (1,537.01)        | (1,537.01)           |
| 01 2560 530 000 | Telephone Communications                 | 8,000.00          | 773.79                | 1,548.94             | 19.36        | 6,451.06          | 6,451.06             |
| 01 2560 531 000 | Postage                                  | 7,000.00          | 1,572.27              | 5,741.66             | 82.02        | 1,258.34          | 1,258.34             |
| 01 2560 540 000 | Advertising                              | 250.00            | 0.00                  | 220.00               | 88.00        | 30.00             | 30.00                |
| 01 2560 610 000 | Supplies                                 | 0.00              | 0.00                  | 0.00                 | 0.00         | 0.00              | 0.00                 |
| 01 2560 643 000 | Web Cloud Based Software                 | 0.00              | 0.00                  | 0.00                 | 0.00         | 0.00              | 0.00                 |
| 2560            | <b>PUBLIC INFO SERVICES</b>              | <b>19,750.00</b>  | <b>2,559.54</b>       | <b>13,547.61</b>     | <b>68.60</b> | <b>6,202.39</b>   | <b>6,202.39</b>      |
| 2570            | <b>Staff Training- Non Instructional</b> |                   |                       |                      |              |                   |                      |
| 01 2570 330 000 | STAFF TRAINING                           | 1,200.00          | 115.00                | 640.00               | 53.33        | 560.00            | 560.00               |
| 01 2570 330 001 | Staff Training Non-Instructional         | 500.00            | 150.00                | 754.44               | 150.89       | (254.44)          | (254.44)             |
| 01 2570 330 002 | Staff Training Non Instructional MS      | 500.00            | 150.00                | 218.75               | 43.75        | 281.25            | 281.25               |
| 01 2570 330 003 | Staff Training - Non Instruc. Elem Tec   | 500.00            | 150.00                | 218.75               | 43.75        | 281.25            | 281.25               |
| 01 2570 330 004 | Staff Training - Non Instruc. Elem Cook  | 500.00            | 150.00                | 218.75               | 43.75        | 281.25            | 281.25               |
| 01 2570 340 000 | Other Professional Services              | 500.00            | 45.50                 | 722.50               | 144.50       | (222.50)          | (222.50)             |
| 01 2570 540 000 | Personnel Services- Employment Ads       | 750.00            | 88.00                 | 160.00               | 21.33        | 590.00            | 590.00               |
| 01 2570 580 000 | Travel                                   | 0.00              | 0.00                  | 0.00                 | 0.00         | 0.00              | 0.00                 |
| 01 2570 643 000 | Web Cloud Based Software                 | 4,250.00          | 0.00                  | 2,053.35             | 48.31        | 2,196.65          | 2,196.65             |
| 2570            | <b>Staff Training- Non Instructional</b> | <b>8,700.00</b>   | <b>848.50</b>         | <b>4,986.54</b>      | <b>57.32</b> | <b>3,713.46</b>   | <b>3,713.46</b>      |
| 2580            | <b>ADMINISTRATIVE TECH SERVICES</b>      |                   |                       |                      |              |                   |                      |
| 01 2580 591 000 | Contracted Tech Services                 | 0.00              | 0.00                  | 225.00               | 0.00         | (225.00)          | (225.00)             |
| 01 2580 591 001 | Contracted Tech Services/ ESU            | 5,500.00          | 0.00                  | 5,414.06             | 98.44        | 85.94             | 85.94                |
| 01 2580 591 002 | Contracted Tech Services/ ESU            | 5,500.00          | 0.00                  | 5,451.56             | 99.12        | 48.44             | 48.44                |
| 01 2580 591 003 | Contracted Tech Services/ ESU            | 5,500.00          | 0.00                  | 5,414.06             | 98.44        | 85.94             | 85.94                |
| 01 2580 591 004 | Contracted Tech Services/ ESU            | 5,500.00          | 0.00                  | 5,414.06             | 98.44        | 85.94             | 85.94                |
| 01 2580 650 001 | TECH SUPPLIES < 5,000                    | 2,000.00          | 0.00                  | 0.00                 | 0.00         | 2,000.00          | 2,000.00             |
| 01 2580 650 002 | TECH SUPPLIES < 5,000                    | 2,000.00          | 0.00                  | 0.00                 | 0.00         | 2,000.00          | 2,000.00             |
| 01 2580 650 003 | TECH SUPPLIES < 5,000                    | 2,000.00          | 0.00                  | 0.00                 | 0.00         | 2,000.00          | 2,000.00             |
| 01 2580 650 004 | TECH SUPPLIES < 5,000                    | 2,000.00          | 0.00                  | 0.00                 | 0.00         | 2,000.00          | 2,000.00             |
| 2580            | <b>ADMINISTRATIVE TECH SERVICES</b>      | <b>30,000.00</b>  | <b>0.00</b>           | <b>21,918.74</b>     | <b>73.06</b> | <b>8,081.26</b>   | <b>8,081.26</b>      |
| 2610            | <b>OPERATION OF THE PLANT</b>            |                   |                       |                      |              |                   |                      |
| 01 2610 328 000 | Property Insurance                       | 0.00              | 0.00                  | 0.00                 | 0.00         | 0.00              | 0.00                 |
| 01 2610 340 000 | Contracted Services                      | 0.00              | 0.00                  | 0.00                 | 0.00         | 0.00              | 0.00                 |
| 01 2610 340 001 | Other Professional Services              | 6,000.00          | 339.73                | 6,034.46             | 100.57       | (34.46)           | (34.46)              |
| 01 2610 340 002 | Other Professional Services              | 8,000.00          | 714.71                | 4,306.91             | 53.84        | 3,693.09          | 3,693.09             |
| 01 2610 340 003 | Other Professional Services              | 8,000.00          | 58.75                 | 1,282.33             | 16.03        | 6,717.67          | 6,717.67             |
| 01 2610 340 004 | Other Professional Services              | 8,000.00          | 714.72                | 4,306.93             | 53.84        | 3,693.07          | 3,693.07             |
| 01 2610 410 001 | WT/SW                                    | 1,500.00          | 98.68                 | 1,212.84             | 80.86        | 287.16            | 287.16               |
| 01 2610 410 002 | WT/SW                                    | 1,500.00          | 0.00                  | 145.32               | 9.69         | 1,354.68          | 1,354.68             |
| 01 2610 410 003 | WT/SW                                    | 1,500.00          | 98.69                 | 1,212.86             | 80.86        | 287.14            | 287.14               |
| 01 2610 410 004 | WT/SW                                    | 1,500.00          | 0.00                  | 72.54                | 4.84         | 1,427.46          | 1,427.46             |
| 01 2610 431 001 | Non-Technology Repairs/Maint             | 10,000.00         | 0.00                  | 2,539.05             | 25.39        | 7,460.95          | 7,460.95             |
| 01 2610 431 002 | Non-Technology Repairs/Maint             | 9,000.00          | 0.00                  | 3,239.86             | 36.00        | 5,760.14          | 5,760.14             |
| 01 2610 431 003 | Non-Technology Repairs/Maint             | 7,500.00          | 0.00                  | 1,408.55             | 18.78        | 6,091.45          | 6,091.45             |
| 01 2610 431 004 | Non-Technology Repairs/Maint             | 9,000.00          | 0.00                  | 3,239.87             | 36.00        | 5,760.13          | 5,760.13             |
| 01 2610 440 001 | RENTALS                                  | 1,700.00          | 204.53                | 955.14               | 56.18        | 744.86            | 744.86               |
| 01 2610 440 002 | RENTAL                                   | 500.00            | 0.00                  | 0.00                 | 0.00         | 500.00            | 500.00               |
| 01 2610 440 003 | RENTAL                                   | 1,700.00          | 204.54                | 955.15               | 56.19        | 744.85            | 744.85               |
| 01 2610 440 004 | RENTAL                                   | 500.00            | 0.00                  | 0.00                 | 0.00         | 500.00            | 500.00               |
| 01 2610 441 000 | BUILDING RENTAL                          | 0.00              | 0.00                  | 0.00                 | 0.00         | 0.00              | 0.00                 |
| 01 2610 510 000 | Site Acquisition and Improvements        | 0.00              | 0.00                  | 0.00                 | 0.00         | 0.00              | 0.00                 |
| 01 2610 530 000 | Furniture/equipment                      | 0.00              | 0.00                  | 0.00                 | 0.00         | 0.00              | 0.00                 |
| 01 2610 610 000 | SUPPLIES                                 | 1,000.00          | 0.00                  | 51.98                | 5.20         | 948.02            | 948.02               |
| 01 2610 610 001 | SUPPLIES                                 | 4,000.00          | 350.80                | 2,408.74             | 60.22        | 1,591.26          | 1,591.26             |
| 01 2610 610 002 | SUPPLIES                                 | 4,000.00          | 285.83                | 1,899.42             | 47.49        | 2,100.58          | 2,100.58             |
| 01 2610 610 003 | SUPPLIES                                 | 3,000.00          | 205.03                | 1,759.02             | 58.63        | 1,240.98          | 1,240.98             |
| 01 2610 610 004 | SUPPLIES                                 | 3,000.00          | 285.85                | 1,972.25             | 65.74        | 1,027.75          | 1,027.75             |
| 01 2610 621 001 | UTILITY ENERGY SERVICES                  | 30,000.00         | 3,611.22              | 13,067.93            | 43.56        | 16,932.07         | 16,932.07            |
| 01 2610 621 002 | UTILITY ENERGY SERVICES                  | 55,000.00         | 2,386.45              | 39,525.32            | 71.86        | 15,474.68         | 15,474.68            |
| 01 2610 621 003 | UTILITY ENERGY SERVICES                  | 30,000.00         | 3,611.24              | 16,205.70            | 54.02        | 13,794.30         | 13,794.30            |
| 01 2610 621 004 | UTILITY ENERGY SERVICES                  | 55,000.00         | 2,386.46              | 39,525.37            | 71.86        | 15,474.63         | 15,474.63            |
| 01 2610 720 000 | Bldg Acq & Improvements                  | 0.00              | 0.00                  | 0.00                 | 0.00         | 0.00              | 0.00                 |
| 01 2610 734 001 | TECH HARDWARE                            | 0.00              | 0.00                  | 0.00                 | 0.00         | 0.00              | 0.00                 |
| 01 2610 734 002 | TECH HARDWARE                            | 0.00              | 0.00                  | 0.00                 | 0.00         | 0.00              | 0.00                 |
| 01 2610 734 003 | TECH HARDWARE                            | 0.00              | 0.00                  | 0.00                 | 0.00         | 0.00              | 0.00                 |
| 01 2610 734 004 | TECH HARDWARE                            | 0.00              | 0.00                  | 0.00                 | 0.00         | 0.00              | 0.00                 |
| 01 2610 890 000 | Other Maint Exp.                         | 0.00              | 0.00                  | 0.00                 | 0.00         | 0.00              | 0.00                 |
| 2610            | <b>OPERATION OF THE PLANT</b>            | <b>260,900.00</b> | <b>15,557.23</b>      | <b>147,327.54</b>    | <b>56.47</b> | <b>113,572.46</b> | <b>113,572.46</b>    |
| 2620            | <b>MAINTENANCE OF THE PLANT</b>          |                   |                       |                      |              |                   |                      |
| 01 2620 110 000 | Maintenance Salary                       | 351,858.00        | 19,652.32             | 143,109.40           | 40.67        | 208,748.60        | 208,748.60           |

03/12/2024 01:06 PM

User ID: LLB

| Account Number  | Account Description                      | Revised Budget | Expended During Month | Expenditures to Date | % of Budget | Balance at EOM | Unencumbered Balance |
|-----------------|--|----------------|-----------------------|----------------------|-------------|----------------|----------------------|
| 01 2620 130 000 | MAINT OVERTIME                           | 0.00           | 234.01                | 1,411.62             | 0.00        | (1,411.62)     | (1,411.62)           |
| 01 2620 210 000 | Maintenance BCBS                         | 68,750.00      | 5,621.46              | 39,671.76            | 57.70       | 29,078.24      | 29,078.24            |
| 01 2620 220 000 | Maintenance FICA                         | 25,000.00      | 1,515.05              | 11,010.12            | 44.04       | 13,989.88      | 13,989.88            |
| 01 2620 230 000 | Retirement                               | 31,500.00      | 1,964.35              | 14,181.63            | 45.02       | 17,318.37      | 17,318.37            |
| 01 2620 237 000 | INCREASED RETIREMENT CONTRIBUTION        | 0.00           | 0.00                  | 0.00                 | 0.00        | 0.00           | 0.00                 |
| 01 2620 260 000 | Unemployment Compensaton                 | 0.00           | 0.00                  | 0.00                 | 0.00        | 0.00           | 0.00                 |
| 01 2620 280 000 | NON-INSTRUCITONAL OTHE HEALTH BENEFITS   | 0.00           | 102.53                | 705.54               | 0.00        | (705.54)       | (705.54)             |
| 01 2620 290 000 | Other Benefits Maint                     | 0.00           | 0.00                  | 0.00                 | 0.00        | 0.00           | 0.00                 |
| 01 2620 330 000 | STAFF TRAINING                           | 0.00           | 0.00                  | 0.00                 | 0.00        | 0.00           | 0.00                 |
| 01 2620 337 000 | TRACTOR PRTS/TIRES                       | 0.00           | 0.00                  | 0.00                 | 0.00        | 0.00           | 0.00                 |
| 01 2620 340 000 | OTHER PROFESSIONAL SERVICES              | 0.00           | 0.00                  | 0.00                 | 0.00        | 0.00           | 0.00                 |
| 01 2620 340 001 | OTHER PROFESSIONAL SERVICES              | 1,000.00       | 0.00                  | 2,316.78             | 231.68      | (1,316.78)     | (1,316.78)           |
| 01 2620 340 002 | OTHER PROFESSIONAL SERVICES              | 1,000.00       | 0.00                  | 970.50               | 97.05       | 29.50          | 29.50                |
| 01 2620 340 003 | OTHER PROFESSIONAL SERVICES              | 1,000.00       | 0.00                  | 993.00               | 99.30       | 7.00           | 7.00                 |
| 01 2620 340 004 | OTHER PROFESSIONAL SERVICES              | 1,000.00       | 0.00                  | 970.50               | 97.05       | 29.50          | 29.50                |
| 01 2620 410 000 | Water And Sewer                          | 0.00           | 0.00                  | 0.00                 | 0.00        | 0.00           | 0.00                 |
| 01 2620 420 001 | Garbage Services                         | 3,800.00       | 250.00                | 1,750.00             | 46.05       | 2,050.00       | 2,050.00             |
| 01 2620 420 002 | Garbage Services                         | 2,500.00       | 175.00                | 1,225.00             | 49.00       | 1,275.00       | 1,275.00             |
| 01 2620 420 003 | Garbage Services                         | 3,800.00       | 250.00                | 1,750.00             | 46.05       | 2,050.00       | 2,050.00             |
| 01 2620 420 004 | Garbage Services                         | 2,500.00       | 175.00                | 1,225.00             | 49.00       | 1,275.00       | 1,275.00             |
| 01 2620 431 000 | REPAIRS AND MAINT.                       | 0.00           | 0.00                  | 1,083.44             | 0.00        | (1,083.44)     | (1,083.44)           |
| 01 2620 431 001 | NON-TECHNOLOGY RELATED REPAIRS AND MAINT | 5,500.00       | 1,541.50              | 4,276.37             | 77.75       | 1,223.63       | 1,223.63             |
| 01 2620 431 002 | NON-TECHNOLOGY RELATED REPAIRS AND MAINT | 5,500.00       | 34.00                 | 605.45               | 11.01       | 4,894.55       | 4,894.55             |
| 01 2620 431 003 | NON-TECHNOLOGY RELATED REPAIRS AND MAINT | 5,500.00       | 41.50                 | 1,409.55             | 25.63       | 4,090.45       | 4,090.45             |
| 01 2620 431 004 | NON-TECHNOLOGY RELATED REPAIRS AND MAINT | 5,500.00       | 34.00                 | 605.45               | 11.01       | 4,894.55       | 4,894.55             |
| 01 2620 442 000 | RENTAL OF EQUIP                          | 0.00           | 0.00                  | 0.00                 | 0.00        | 0.00           | 0.00                 |
| 01 2620 442 001 | RENTAL OF EQUIP                          | 0.00           | 0.00                  | 0.00                 | 0.00        | 0.00           | 0.00                 |
| 01 2620 610 000 | Maintenance Supplies                     | 10,000.00      | 250.21                | 4,569.17             | 45.69       | 5,430.83       | 5,430.83             |
| 01 2620 610 001 | SUPPLIES                                 | 9,000.00       | 2,225.61              | 6,758.33             | 75.09       | 2,241.67       | 2,241.67             |
| 01 2620 610 002 | SUPPLIES                                 | 9,000.00       | 920.87                | 5,103.03             | 56.70       | 3,896.97       | 3,896.97             |
| 01 2620 610 003 | SUPPLIES                                 | 9,000.00       | 1,987.88              | 6,463.71             | 71.82       | 2,536.29       | 2,536.29             |
| 01 2620 610 004 | SUPPLIES                                 | 9,000.00       | 920.87                | 5,103.09             | 56.70       | 3,896.91       | 3,896.91             |
| 01 2620 626 000 | TRACTOR GAS,OIL                          | 200.00         | 0.00                  | 0.00                 | 0.00        | 200.00         | 200.00               |
| 01 2620 731 000 | MACHINERY REPAIRS                        | 0.00           | 0.00                  | 0.00                 | 0.00        | 0.00           | 0.00                 |
| 01 2620 734 000 | COMPUTER HARDWARE MAINT                  | 0.00           | 0.00                  | 0.00                 | 0.00        | 0.00           | 0.00                 |
| 2620            | MAINTENANCE OF THE PLANT                 | 561,908.00     | 37,896.16             | 257,268.44           | 45.78       | 304,639.56     | 304,639.56           |
| 2630            | CARE & UPKEEP OF GROUNDS                 |                |                       |                      |             |                |                      |
| 01 2630 340 001 | OTHER PROFESSIONAL SERVICES              | 0.00           | 0.00                  | 0.00                 | 0.00        | 0.00           | 0.00                 |
| 01 2630 420 000 | CLEANING SERVICES/MOWING/GARBAGE/SNOW    | 800.00         | 0.00                  | 0.00                 | 0.00        | 800.00         | 800.00               |
| 01 2630 420 001 | CLEANING SERVICES/MOWING /SNOWREMOV      | 4,500.00       | 110.00                | 3,047.50             | 67.72       | 1,452.50       | 1,452.50             |
| 01 2630 420 002 | CLEANING SERVICES/MOWING /SNOWREMOV      | 4,500.00       | 60.00                 | 2,053.75             | 45.64       | 2,446.25       | 2,446.25             |
| 01 2630 420 003 | CLEANING SERVICES/MOWING /SNOWREMOV      | 4,500.00       | 50.00                 | 2,987.50             | 66.39       | 1,512.50       | 1,512.50             |
| 01 2630 420 004 | CLEANING SERVICES/MOWING /SNOWREMOV      | 3,500.00       | 0.00                  | 1,993.75             | 56.96       | 1,506.25       | 1,506.25             |
| 01 2630 450 001 | CONSTRUCSTION SERVICES                   | 1,000.00       | 0.00                  | 0.00                 | 0.00        | 1,000.00       | 1,000.00             |
| 01 2630 450 002 | CONSTRUCTION SERVICES                    | 1,000.00       | 0.00                  | 0.00                 | 0.00        | 1,000.00       | 1,000.00             |
| 01 2630 450 003 | CONSTRUCTION SERVICES                    | 1,000.00       | 0.00                  | 0.00                 | 0.00        | 1,000.00       | 1,000.00             |
| 01 2630 450 004 | CONSTRUCTION SERVICES                    | 1,000.00       | 0.00                  | 0.00                 | 0.00        | 1,000.00       | 1,000.00             |
| 01 2630 610 000 | SUPPLIES                                 | 0.00           | 51.98                 | 493.63               | 0.00        | (493.63)       | (493.63)             |
| 01 2630 610 001 | SUPPLIES                                 | 500.00         | 0.00                  | 0.00                 | 0.00        | 500.00         | 500.00               |
| 01 2630 610 002 | SUPPLIES                                 | 500.00         | 0.00                  | 0.00                 | 0.00        | 500.00         | 500.00               |
| 01 2630 610 003 | SUPPLIES                                 | 500.00         | 0.00                  | 0.00                 | 0.00        | 500.00         | 500.00               |
| 01 2630 610 004 | SUPPLIES                                 | 500.00         | 0.00                  | 0.00                 | 0.00        | 500.00         | 500.00               |
| 01 2630 731 000 | MACHINERY REPAIRS                        | 0.00           | 0.00                  | 0.00                 | 0.00        | 0.00           | 0.00                 |
| 2630            | CARE & UPKEEP OF GROUNDS                 | 23,800.00      | 271.98                | 10,576.13            | 44.44       | 13,223.87      | 13,223.87            |
| 2640            | CARE AND UPKEEP OF EQUIP.                |                |                       |                      |             |                |                      |
| 01 2640 431 000 | NON-TECHNOLOGY RELATED REPAIRS AND MAINT | 1,000.00       | 0.00                  | 249.35               | 24.94       | 750.65         | 750.65               |
| 01 2640 431 001 | NON-TECHNOLOGY RELATED REPAIRS AND MAINT | 150.00         | 0.00                  | 0.00                 | 0.00        | 150.00         | 150.00               |

03/12/2024 01:06 PM

User ID: LLB

| Account Number  | Account Description                      | Revised Budget | Expended During Month | Expenditures to Date | % of Budget | Balance at EOM | Unencumbered Balance |
|-----------------|--|----------------|-----------------------|----------------------|-------------|----------------|----------------------|
| 01 2640 431 002 | NON-TECHNOLOGY RELATED REPAIRS AND MAINT | 150.00         | 0.00                  | 0.00                 | 0.00        | 150.00         | 150.00               |
| 01 2640 431 003 | NON-TECHNOLOGY RELATED REPAIRS AND MAINT | 150.00         | 0.00                  | 0.00                 | 0.00        | 150.00         | 150.00               |
| 01 2640 431 004 | NON-TECHNOLOGY RELATED REPAIRS AND MAINT | 150.00         | 0.00                  | 0.00                 | 0.00        | 150.00         | 150.00               |
| 01 2640 610 000 | SUPPLIES                                 | 0.00           | 0.00                  | 29.97                | 0.00        | (29.97)        | (29.97)              |
| 01 2640 731 000 | MACHINERY REPAIRS                        | 0.00           | 0.00                  | 0.00                 | 0.00        | 0.00           | 0.00                 |
| 2640            | CARE AND UPKEEP OF EQUIP.                | 1,600.00       | 0.00                  | 279.32               | 17.46       | 1,320.68       | 1,320.68             |
| 2650            | VEHICLES-NON STUDENT TRANS               |                |                       |                      |             |                |                      |
| 01 2650 333 000 | MILEAGE PAID TO STAFF -REIM              | 50.00          | 0.00                  | 68.34                | 136.68      | (18.34)        | (18.34)              |
| 01 2650 431 000 | NON-TECHNOLOGY RELATED REPAIRS AND MAINT | 1,000.00       | 0.00                  | 515.71               | 51.57       | 484.29         | 484.29               |
| 01 2650 610 000 | SUPPLIES                                 | 200.00         | 0.00                  | 0.00                 | 0.00        | 200.00         | 200.00               |
| 01 2650 626 000 | GASOLINE                                 | 0.00           | 0.00                  | 0.00                 | 0.00        | 0.00           | 0.00                 |
| 01 2650 650 000 | TECH SUPPLIES < 5,000                    | 0.00           | 0.00                  | 0.00                 | 0.00        | 0.00           | 0.00                 |
| 01 2650 650 001 | TECH SUPPLIES < 5,000                    | 0.00           | 0.00                  | 0.00                 | 0.00        | 0.00           | 0.00                 |
| 01 2650 650 002 | TECH SUPPLIES < 5,000                    | 0.00           | 0.00                  | 0.00                 | 0.00        | 0.00           | 0.00                 |
| 01 2650 732 000 | VEHICLES                                 | 0.00           | 0.00                  | 0.00                 | 0.00        | 0.00           | 0.00                 |
| 2650            | VEHICLES-NON STUDENT TRANS               | 1,250.00       | 0.00                  | 584.05               | 46.72       | 665.95         | 665.95               |
| 2660            | Security                                 |                |                       |                      |             |                |                      |
| 01 2660 431 001 | NON-TECHNOLOGY RELATED REPAIRS AND MAINT | 500.00         | 0.00                  | 0.00                 | 0.00        | 500.00         | 500.00               |
| 01 2660 431 002 | NON-TECHNOLOGY RELATED REPAIRS AND MAINT | 500.00         | 0.00                  | 0.00                 | 0.00        | 500.00         | 500.00               |
| 01 2660 431 003 | NON-TECHNOLOGY RELATED REPAIRS AND MAINT | 500.00         | 0.00                  | 0.00                 | 0.00        | 500.00         | 500.00               |
| 01 2660 431 004 | NON-TECHNOLOGY RELATED REPAIRS AND MAINT | 500.00         | 0.00                  | 0.00                 | 0.00        | 500.00         | 500.00               |
| 01 2660 432 000 | TECHNOLOGY-RELATED REPAIRS/MAINT         | 0.00           | 0.00                  | 0.00                 | 0.00        | 0.00           | 0.00                 |
| 01 2660 432 001 | TECHNOLOGY-RELATED REPAIRS/MAINT         | 500.00         | 0.00                  | 0.00                 | 0.00        | 500.00         | 500.00               |
| 01 2660 432 002 | TECHNOLOGY-RELATED REPAIRS/MAINT         | 500.00         | 0.00                  | 0.00                 | 0.00        | 500.00         | 500.00               |
| 01 2660 432 003 | TECHNOLOGY-RELATED REPAIRS/MAINT         | 500.00         | 0.00                  | 0.00                 | 0.00        | 500.00         | 500.00               |
| 01 2660 432 004 | TECHNOLOGY-RELATED REPAIRS/MAINT         | 500.00         | 0.00                  | 0.00                 | 0.00        | 500.00         | 500.00               |
| 01 2660 610 000 | Safety supplies                          | 0.00           | 0.00                  | 0.00                 | 0.00        | 0.00           | 0.00                 |
| 01 2660 610 001 | SUPPLIES                                 | 200.00         | 0.00                  | 29.13                | 14.57       | 170.87         | 170.87               |
| 01 2660 610 002 | SUPPLIES                                 | 200.00         | 0.00                  | 29.14                | 14.57       | 170.86         | 170.86               |
| 01 2660 610 003 | SUPPLIES                                 | 200.00         | 0.00                  | 29.14                | 14.57       | 170.86         | 170.86               |
| 01 2660 610 004 | SUPPLIES                                 | 200.00         | 0.00                  | 29.14                | 14.57       | 170.86         | 170.86               |
| 01 2660 650 000 | SUPPLIES TECHNOLOGY RELATED              | 0.00           | 0.00                  | 0.00                 | 0.00        | 0.00           | 0.00                 |
| 01 2660 650 001 | TECH SUPPLIES < 5,000                    | 1,000.00       | 0.00                  | 1,875.96             | 187.60      | (875.96)       | (875.96)             |
| 01 2660 650 002 | TECH SUPPLIES < 5,000                    | 1,000.00       | 1,643.96              | 2,269.28             | 226.93      | (1,269.28)     | (1,269.28)           |
| 01 2660 650 003 | TECH SUPPLIES < 5,000                    | 1,000.00       | 0.00                  | 1,875.96             | 187.60      | (875.96)       | (875.96)             |
| 01 2660 650 004 | TECH SUPPLIES < 5,000                    | 1,000.00       | 1,643.96              | 2,269.28             | 226.93      | (1,269.28)     | (1,269.28)           |
| 01 2660 734 000 | TECH HARDWARE                            | 0.00           | 0.00                  | 0.00                 | 0.00        | 0.00           | 0.00                 |
| 01 2660 890 000 | Safety Misc                              | 0.00           | 0.00                  | 0.00                 | 0.00        | 0.00           | 0.00                 |
| 2660            | Security                                 | 8,800.00       | 3,287.92              | 8,407.03             | 95.53       | 392.97         | 392.97               |
| 2670            | Safety                                   |                |                       |                      |             |                |                      |
| 01 2670 431 000 | NON-TECHNOLOGY RELATED REPAIRS AND MAINT | 0.00           | 0.00                  | 184.15               | 0.00        | (184.15)       | (184.15)             |
| 01 2670 431 001 | NON-TECHNOLOGY RELATED REPAIRS AND MAINT | 1,200.00       | 0.00                  | 0.00                 | 0.00        | 1,200.00       | 1,200.00             |
| 01 2670 431 002 | NON-TECHNOLOGY RELATED REPAIRS AND MAINT | 1,200.00       | 212.50                | 873.85               | 72.82       | 326.15         | 326.15               |
| 01 2670 431 003 | NON-TECHNOLOGY RELATED REPAIRS AND MAINT | 1,200.00       | 0.00                  | 0.00                 | 0.00        | 1,200.00       | 1,200.00             |
| 01 2670 431 004 | NON-TECHNOLOGY RELATED REPAIRS AND MAINT | 1,200.00       | 212.50                | 423.85               | 35.32       | 776.15         | 776.15               |
| 01 2670 610 000 | SUPPLIES                                 | 0.00           | 0.00                  | 0.00                 | 0.00        | 0.00           | 0.00                 |
| 2670            | Safety                                   | 4,800.00       | 425.00                | 1,481.85             | 30.87       | 3,318.15       | 3,318.15             |
| 2710            | TRANSPORTATION                           |                |                       |                      |             |                |                      |
| 01 2710 110 000 | Transportation Salary                    | 190,000.00     | 24,389.07             | 148,125.55           | 77.96       | 41,874.45      | 41,874.45            |
| 01 2710 130 000 | OVERTIME NON-INSTRUCTIONAL               | 6,000.00       | 0.00                  | 4,614.33             | 76.91       | 1,385.67       | 1,385.67             |
| 01 2710 150 000 | Additional compensation non-instructiona | 0.00           | 0.00                  | 0.00                 | 0.00        | 0.00           | 0.00                 |
| 01 2710 210 000 | BCBS NON-INSTRUCTIONAL                   | 8,500.00       | 872.07                | 7,571.34             | 89.07       | 928.66         | 928.66               |
| 01 2710 220 000 | TRANSPORTATION FICA                      | 25,000.00      | 1,861.92              | 11,647.94            | 46.59       | 13,352.06      | 13,352.06            |
| 01 2710 230 000 | TRANSPORTATION RETIREMENT                | 12,450.00      | 1,853.20              | 11,774.81            | 94.58       | 675.19         | 675.19               |
| 01 2710 237 000 | INCREASED RETIREMENT CONTRIBUTION        | 0.00           | 0.00                  | 0.00                 | 0.00        | 0.00           | 0.00                 |
| 01 2710 280 000 | Non-Instruc. Other Health Benefits       | 40.00          | 0.00                  | 9.43                 | 23.58       | 30.57          | 30.57                |

03/12/2024 01:06 PM

User ID: LLB

| Account Number  | Account Description                      | Revised Budget | Expended During Month | Expenditures to Date | % of Budget | Balance at EOM | Unencumbered Balance |
|-----------------|--|----------------|-----------------------|----------------------|-------------|----------------|----------------------|
| 01 2710 330 000 | STAFF TRAINING                           | 2,750.00       | 125.00                | 1,025.00             | 37.27       | 1,725.00       | 1,725.00             |
| 01 2710 333 000 | MILEAGE PAID TO STAFF -REIM              | 100.00         | 0.00                  | 0.00                 | 0.00        | 100.00         | 100.00               |
| 01 2710 337 000 | Tires And Parts                          | 0.00           | 0.00                  | 0.00                 | 0.00        | 0.00           | 0.00                 |
| 01 2710 340 000 | Trans. Other Prof Services               | 1,500.00       | 0.00                  | 1,023.00             | 68.20       | 477.00         | 477.00               |
| 01 2710 382 000 | COMMUNICATIONS AND TELECOMMUNICATION     | 3,900.00       | 0.00                  | 1,377.28             | 35.31       | 2,522.72       | 2,522.72             |
| 01 2710 431 000 | NON-TECHNOLOGY RELATED REPAIRS AND MAINT | 0.00           | 426.13                | 426.13               | 0.00        | (426.13)       | (426.13)             |
| 01 2710 520 000 | OTHER PROFESSIONAL SERVICES              | 0.00           | 0.00                  | 0.00                 | 0.00        | 0.00           | 0.00                 |
| 01 2710 530 000 | BUS COMMUNICATION                        | 0.00           | 0.00                  | 0.00                 | 0.00        | 0.00           | 0.00                 |
| 01 2710 540 000 | Transp. Bus Acquisition                  | 0.00           | 0.00                  | 0.00                 | 0.00        | 0.00           | 0.00                 |
| 01 2710 580 000 | TRAVEL EXPENSE AND MILEAGE               | 0.00           | 0.00                  | 44.51                | 0.00        | (44.51)        | (44.51)              |
| 01 2710 610 000 | SUPPLIES                                 | 1,000.00       | 81.30                 | 675.36               | 67.54       | 324.64         | 324.64               |
| 01 2710 626 000 | Gas And Oil                              | 65,000.00      | 5,761.86              | 42,686.65            | 65.67       | 22,313.35      | 22,313.35            |
| 01 2710 650 001 | TECH SUPPLIES < 5,000                    | 3,400.00       | 0.00                  | 3,291.25             | 96.80       | 108.75         | 108.75               |
| 01 2710 650 002 | TECH SUPPLIES < 5,000                    | 3,400.00       | 0.00                  | 3,291.25             | 96.80       | 108.75         | 108.75               |
| 01 2710 650 003 | TECH SUPPLIES < 5,000                    | 3,400.00       | 0.00                  | 3,291.25             | 96.80       | 108.75         | 108.75               |
| 01 2710 650 004 | TECH SUPPLIES < 5,000                    | 3,400.00       | 0.00                  | 3,291.25             | 96.80       | 108.75         | 108.75               |
| 01 2710 732 000 | VEHICLES                                 | 65,000.00      | 0.00                  | 63,553.58            | 97.77       | 1,446.42       | 1,446.42             |
| 01 2710 733 004 | FURNITURE                                | 0.00           | 0.00                  | 0.00                 | 0.00        | 0.00           | 0.00                 |
| 01 2710 810 000 | DUES AND FEES                            | 0.00           | 0.00                  | 167.00               | 0.00        | (167.00)       | (167.00)             |
| 01 2710 890 000 | Other Transp. Exp.                       | 0.00           | 325.70                | 1,142.10             | 0.00        | (1,142.10)     | (1,142.10)           |
| 2710            | TRANSPORTATION                           | 394,840.00     | 35,696.25             | 309,029.01           | 78.27       | 85,810.99      | 85,810.99            |
| 2712            | SPED TRANSPORTATION SCH AGE              |                |                       |                      |             |                |                      |
| 01 2712 110 000 | Sped Transp Sal                          | 11,600.00      | 1,122.00              | 6,789.00             | 58.53       | 4,811.00       | 4,811.00             |
| 01 2712 130 000 | OVERTIME NON-INSTRUCTIONAL               | 0.00           | 0.00                  | 0.00                 | 0.00        | 0.00           | 0.00                 |
| 01 2712 130 001 | OVERTIME NON-INSTRUCTIONAL               | 0.00           | 0.00                  | 0.00                 | 0.00        | 0.00           | 0.00                 |
| 01 2712 210 000 | SPED TRANS BCBS                          | 850.00         | 188.14                | 738.41               | 86.87       | 111.59         | 111.59               |
| 01 2712 220 000 | SPED TRANS FICA                          | 1,250.00       | 82.99                 | 508.43               | 40.67       | 741.57         | 741.57               |
| 01 2712 230 000 | Retirement                               | 1,000.00       | 110.83                | 670.59               | 67.06       | 329.41         | 329.41               |
| 01 2712 237 000 | INCREASED RETIREMENT CONTRIBUTION        | 0.00           | 0.00                  | 0.00                 | 0.00        | 0.00           | 0.00                 |
| 01 2712 332 000 | Sped Mig To Parents                      | 5,000.00       | 0.00                  | 1,323.10             | 26.46       | 3,676.90       | 3,676.90             |
| 01 2712 332 001 | MILEAGE TO PARENTS                       | 15,000.00      | 2,240.10              | 11,252.90            | 75.02       | 3,747.10       | 3,747.10             |
| 01 2712 430 000 | REPAIRS AND MAINT                        | 0.00           | 0.00                  | 0.00                 | 0.00        | 0.00           | 0.00                 |
| 01 2712 610 000 | SUPPLIES                                 | 0.00           | 0.00                  | 0.00                 | 0.00        | 0.00           | 0.00                 |
| 01 2712 626 000 | SPEDGAS/OIL                              | 2,500.00       | 0.00                  | 0.00                 | 0.00        | 2,500.00       | 2,500.00             |
| 01 2712 732 000 | VEHICLES                                 | 0.00           | 0.00                  | 0.00                 | 0.00        | 0.00           | 0.00                 |
| 2712            | SPED TRANSPORTATION SCH AGE              | 37,200.00      | 3,744.06              | 21,282.43            | 57.21       | 15,917.57      | 15,917.57            |
| 2730            | REPAIRS AND MAINT REG ED.                |                |                       |                      |             |                |                      |
| 01 2730 120 000 | SUBSTITUTE OR TEMPORARY SALARIES         | 2,000.00       | 578.00                | 2,114.00             | 105.70      | (114.00)       | (114.00)             |
| 01 2730 220 000 | FICA NON INSTRUCTIONAL                   | 100.00         | 44.22                 | 161.71               | 161.71      | (61.71)        | (61.71)              |
| 01 2730 431 000 | NON-TECHNOLOGY RELATED REPAIRS AND MAINT | 11,000.00      | 3,923.62              | 14,499.66            | 131.82      | (3,499.66)     | (3,499.66)           |
| 01 2730 610 000 | SUPPLIES                                 | 500.00         | 0.00                  | 2,948.11             | 589.62      | (2,448.11)     | (2,448.11)           |
| 2730            | REPAIRS AND MAINT REG ED.                | 13,600.00      | 4,545.84              | 19,723.48            | 145.03      | (6,123.48)     | (6,123.48)           |
| 2732            | VEHICLE SERV MAINT. SPED SCH. AGE        |                |                       |                      |             |                |                      |
| 01 2732 110 000 | Salaries- Non-Instructional              | 0.00           | 0.00                  | 0.00                 | 0.00        | 0.00           | 0.00                 |
| 01 2732 220 000 | FICA NON INSTRUCTIONAL                   | 0.00           | 0.00                  | 0.00                 | 0.00        | 0.00           | 0.00                 |
| 01 2732 431 000 | REPAIRS AND MAINT                        | 1,000.00       | 0.00                  | 0.00                 | 0.00        | 1,000.00       | 1,000.00             |
| 2732            | VEHICLE SERV MAINT. SPED SCH. AGE        | 1,000.00       | 0.00                  | 0.00                 | 0.00        | 1,000.00       | 1,000.00             |
| 3400            | CATEGORICAL GRANTS                       |                |                       |                      |             |                |                      |
| 01 3400 580 001 | TRAVEL                                   | 1,000.00       | 0.00                  | 0.00                 | 0.00        | 1,000.00       | 1,000.00             |
| 01 3400 580 002 | TRAVEL                                   | 0.00           | 0.00                  | 0.00                 | 0.00        | 0.00           | 0.00                 |
| 01 3400 580 003 | TRAVEL                                   | 1,000.00       | 0.00                  | 0.00                 | 0.00        | 1,000.00       | 1,000.00             |
| 01 3400 580 004 | TRAVEL                                   | 1,000.00       | 0.00                  | 0.00                 | 0.00        | 1,000.00       | 1,000.00             |
| 01 3400 610 001 | SUPPLIES                                 | 500.00         | 0.00                  | 0.00                 | 0.00        | 500.00         | 500.00               |
| 01 3400 610 002 | SUPPLIES                                 | 500.00         | 0.00                  | 0.00                 | 0.00        | 500.00         | 500.00               |
| 01 3400 610 003 | SUPPLIES                                 | 500.00         | 0.00                  | 0.00                 | 0.00        | 500.00         | 500.00               |
| 01 3400 610 004 | SUPPLIES                                 | 500.00         | 0.00                  | 0.00                 | 0.00        | 500.00         | 500.00               |
| 01 3400 643 001 | WEB CLOUD BASED SOFTWARE                 | 0.00           | 0.00                  | 0.00                 | 0.00        | 0.00           | 0.00                 |
| 01 3400 643 002 | WEB CLOUD BASED SOFTWARE                 | 0.00           | 0.00                  | 0.00                 | 0.00        | 0.00           | 0.00                 |
| 01 3400 643 003 | WEB CLOUD BASED SOFTWARE                 | 0.00           | 0.00                  | 0.00                 | 0.00        | 0.00           | 0.00                 |
| 01 3400 643 004 | WEB CLOUD BASED SOFTWARE                 | 0.00           | 0.00                  | 0.00                 | 0.00        | 0.00           | 0.00                 |
| 01 3400 650 000 | TECH SUPPLIES < 5,000                    | 0.00           | 0.00                  | 0.00                 | 0.00        | 0.00           | 0.00                 |
| 01 3400 650 001 | TECH SUPPLIES < 5,000                    | 0.00           | 0.00                  | 0.00                 | 0.00        | 0.00           | 0.00                 |
| 01 3400 650 002 | TECH SUPPLIES < 5,000                    | 0.00           | 0.00                  | 0.00                 | 0.00        | 0.00           | 0.00                 |
| 3400            | CATEGORICAL GRANTS                       | 5,000.00       | 0.00                  | 0.00                 | 0.00        | 5,000.00       | 5,000.00             |
| 3535            | HIGH ABILITY LEARNERS                    |                |                       |                      |             |                |                      |

03/12/2024 01:06 PM

User ID: LLB

| Account Number  | Account Description                      | Revised Budget | Expended During Month | Expenditures to Date | % of Budget | Balance at EOM | Unencumbered Balance |
|-----------------|--|----------------|-----------------------|----------------------|-------------|----------------|----------------------|
| 01 3535 610 002 | SUPPLIES                                 | 0.00           | 0.00                  | 0.00                 | 0.00        | 0.00           | 0.00                 |
| 01 3535 610 004 | SUPPLIES                                 | 0.00           | 0.00                  | 0.00                 | 0.00        | 0.00           | 0.00                 |
| 01 3535 643 001 | WEB CLOUD BASED SOFTWARE                 | 1,500.00       | 0.00                  | 1,060.00             | 70.67       | 440.00         | 440.00               |
| 01 3535 643 002 | WEB CLOUD BASED SOFTWARE                 | 1,900.00       | 0.00                  | 1,810.00             | 95.26       | 90.00          | 90.00                |
| 01 3535 643 003 | WEB CLOUD BASED SOFTWARE                 | 1,500.00       | 0.00                  | 1,060.00             | 70.67       | 440.00         | 440.00               |
| 01 3535 643 004 | WEB CLOUD BASED SOFTWARE                 | 1,900.00       | 0.00                  | 1,060.00             | 55.79       | 840.00         | 840.00               |
| 01 3535 650 002 | TECH SUPPLIES < 5,000                    | 0.00           | 0.00                  | 0.00                 | 0.00        | 0.00           | 0.00                 |
| 01 3535 734 002 | TECH HARDWARE                            | 0.00           | 0.00                  | 0.00                 | 0.00        | 0.00           | 0.00                 |
| 3535            | HIGH ABILITY LEARNERS                    | 6,800.00       | 0.00                  | 4,990.00             | 73.38       | 1,810.00       | 1,810.00             |
| 3551            | CAREER EDUCATION                         |                |                       |                      |             |                |                      |
| 01 3551 810 001 | DUES AND FEES                            | 0.00           | 192.00                | 192.00               | 0.00        | (192.00)       | (192.00)             |
| 3551            | CAREER EDUCATION                         | 0.00           | 192.00                | 192.00               | 0.00        | (192.00)       | (192.00)             |
| 3599            | OTHER STATE CATEGORICAL PROGRAMS         |                |                       |                      |             |                |                      |
| 01 3599 330 001 | STAFF TRAINING                           | 0.00           | 0.00                  | 0.00                 | 0.00        | 0.00           | 0.00                 |
| 01 3599 330 002 | STAFF TRAINING                           | 0.00           | 0.00                  | 0.00                 | 0.00        | 0.00           | 0.00                 |
| 01 3599 330 003 | STAFF TRAINING                           | 0.00           | 0.00                  | 0.00                 | 0.00        | 0.00           | 0.00                 |
| 01 3599 330 004 | STAFF TRAINING                           | 0.00           | 0.00                  | 0.00                 | 0.00        | 0.00           | 0.00                 |
| 01 3599 650 001 | TECH SUPPLIES < 5,000                    | 0.00           | 0.00                  | 0.00                 | 0.00        | 0.00           | 0.00                 |
| 01 3599 650 002 | TECH SUPPLIES < 5,000                    | 0.00           | 0.00                  | 0.00                 | 0.00        | 0.00           | 0.00                 |
| 3599            | OTHER STATE CATEGORICAL PROGRAMS         | 0.00           | 0.00                  | 0.00                 | 0.00        | 0.00           | 0.00                 |
| 4100            | LAND AQUISITION                          |                |                       |                      |             |                |                      |
| 01 4100 710 000 | Land & Land Improvements                 | 0.00           | 0.00                  | 0.00                 | 0.00        | 0.00           | 0.00                 |
| 4100            | LAND AQUISITION                          | 0.00           | 0.00                  | 0.00                 | 0.00        | 0.00           | 0.00                 |
| 4300            | Architecture & Engineering               |                |                       |                      |             |                |                      |
| 01 4300 340 000 | OTHER PROFESSIONAL SERVICES              | 0.00           | 0.00                  | 0.00                 | 0.00        | 0.00           | 0.00                 |
| 4300            | Architecture & Engineering               | 0.00           | 0.00                  | 0.00                 | 0.00        | 0.00           | 0.00                 |
| 4525            | PERKINS FLOW THRU ESU #4                 |                |                       |                      |             |                |                      |
| 01 4525 000 000 | PERKINS FLOW THRU WITH ESU               | 0.00           | 0.00                  | 0.00                 | 0.00        | 0.00           | 0.00                 |
| 4525            | PERKINS FLOW THRU ESU #4                 | 0.00           | 0.00                  | 0.00                 | 0.00        | 0.00           | 0.00                 |
| 4700            | BUILDING IMPROVMENTS                     |                |                       |                      |             |                |                      |
| 01 4700 430 000 | REPAIRS AND MAINT                        | 0.00           | 0.00                  | 0.00                 | 0.00        | 0.00           | 0.00                 |
| 01 4700 430 003 | REPAIRS AND MAINT                        | 0.00           | 0.00                  | 0.00                 | 0.00        | 0.00           | 0.00                 |
| 4700            | BUILDING IMPROVMENTS                     | 0.00           | 0.00                  | 0.00                 | 0.00        | 0.00           | 0.00                 |
| 4995            | CAT GRANTS FROM CORP & PRIVATE           |                |                       |                      |             |                |                      |
| 01 4995 000 000 | CATEGORICAL GRANT                        | 10,000.00      | 0.00                  | 0.00                 | 0.00        | 10,000.00      | 10,000.00            |
| 4995            | CAT GRANTS FROM CORP & PRIVATE           | 10,000.00      | 0.00                  | 0.00                 | 0.00        | 10,000.00      | 10,000.00            |
| 5100            | IDEA MOE NON-COMPLIANCE RECOVERY         |                |                       |                      |             |                |                      |
| 01 5100 690 000 | OTHER MISC EXPENSES                      | 0.00           | 0.00                  | 0.00                 | 0.00        | 0.00           | 0.00                 |
| 5100            | IDEA MOE NON-COMPLIANCE RECOVERY         | 0.00           | 0.00                  | 0.00                 | 0.00        | 0.00           | 0.00                 |
| 6200            | TITLE I                                  |                |                       |                      |             |                |                      |
| 01 6200 111 003 | Title I Salaries                         | 74,839.00      | 6,271.17              | 43,898.19            | 58.66       | 30,940.81      | 30,940.81            |
| 01 6200 111 004 | Teacher Salary                           | 0.00           | 0.00                  | 0.00                 | 0.00        | 0.00           | 0.00                 |
| 01 6200 113 003 | Title I Substitute                       | 0.00           | 0.00                  | 300.00               | 0.00        | (300.00)       | (300.00)             |
| 01 6200 113 004 | SUB SALARIES                             | 0.00           | 0.00                  | 0.00                 | 0.00        | 0.00           | 0.00                 |
| 01 6200 151 003 | Additional Compensation Teachers         | 0.00           | 0.00                  | 0.00                 | 0.00        | 0.00           | 0.00                 |
| 01 6200 211 003 | Title I EI Ins                           | 24,670.00      | 2,056.48              | 14,395.36            | 58.35       | 10,274.64      | 10,274.64            |
| 01 6200 211 004 | BCBS/VIS INSTRUCTIONAL & PROF.           | 0.00           | 0.00                  | 0.00                 | 0.00        | 0.00           | 0.00                 |
| 01 6200 221 003 | Title I EI Fica                          | 5,800.00       | 444.53                | 3,111.77             | 53.65       | 2,688.23       | 2,688.23             |
| 01 6200 221 004 | SOCIAL SECURITY FOR TEACHERS/PROF STF    | 0.00           | 0.00                  | 0.00                 | 0.00        | 0.00           | 0.00                 |
| 01 6200 223 003 | FICA SUB TEACHER                         | 0.00           | 0.00                  | 22.95                | 0.00        | (22.95)        | (22.95)              |
| 01 6200 223 004 | FICA SUB TEACHER                         | 0.00           | 0.00                  | 0.00                 | 0.00        | 0.00           | 0.00                 |
| 01 6200 231 003 | Title I EI Retirement                    | 7,435.00       | 619.45                | 4,336.15             | 58.32       | 3,098.85       | 3,098.85             |
| 01 6200 231 004 | Retirement Contrib. Teachers/Prof. Staff | 0.00           | 0.00                  | 0.00                 | 0.00        | 0.00           | 0.00                 |
| 01 6200 233 003 | RETIREMENT CODES FOR SUB TEACHERS        | 0.00           | 0.00                  | 0.00                 | 0.00        | 0.00           | 0.00                 |
| 01 6200 237 000 | INCREASED RETIREMENT CONTRIBUTION        | 0.00           | 0.00                  | 0.00                 | 0.00        | 0.00           | 0.00                 |
| 01 6200 237 003 | INCREASED RETIREMENT CONTRIBUTION        | 0.00           | 0.00                  | 0.00                 | 0.00        | 0.00           | 0.00                 |
| 01 6200 237 004 | INCREASED RETIREMENT CONTRIBUTION        | 0.00           | 0.00                  | 0.00                 | 0.00        | 0.00           | 0.00                 |
| 01 6200 281 003 | Other Benefits                           | 305.00         | 30.01                 | 210.97               | 69.17       | 94.03          | 94.03                |
| 01 6200 281 004 | OTHER HEALTH BENEFITS                    | 0.00           | 0.00                  | 0.00                 | 0.00        | 0.00           | 0.00                 |
| 01 6200 330 003 | STAFF TRAINING                           | 0.00           | 0.00                  | 0.00                 | 0.00        | 0.00           | 0.00                 |
| 01 6200 460 003 | Comp Software Title I                    | 0.00           | 0.00                  | 0.00                 | 0.00        | 0.00           | 0.00                 |
| 01 6200 580 003 | Title I Inservice                        | 0.00           | 0.00                  | 0.00                 | 0.00        | 0.00           | 0.00                 |
| 01 6200 610 003 | Supplies Title I                         | 663.00         | 0.00                  | 100.00               | 15.08       | 563.00         | 563.00               |
| 01 6200 610 004 | TITLE I SUPPLIES                         | 340.00         | 0.00                  | 100.00               | 29.41       | 240.00         | 240.00               |

03/12/2024 01:06 PM

User ID: LLB

| Account Number          | Account Description                | Revised Budget | Expended During Month | Expenditures to Date | % of Budget | Balance at EOM | Unencumbered Balance |
|-------------------------|------------------------------------|----------------|-----------------------|----------------------|-------------|----------------|----------------------|
| 01 6200 640 003         | BOOKS AND PERIODICALS              | 0.00           | 0.00                  | 0.00                 | 0.00        | 0.00           | 0.00                 |
| 01 6200 641 003         | EBOOKS                             | 0.00           | 0.00                  | 0.00                 | 0.00        | 0.00           | 0.00                 |
| 01 6200 650 002         | TECH SUPPLIES < 5,000              | 0.00           | 0.00                  | 0.00                 | 0.00        | 0.00           | 0.00                 |
| 01 6200 650 004         | TECH SUPPLIES < 5,000              | 0.00           | 0.00                  | 0.00                 | 0.00        | 0.00           | 0.00                 |
| 01 6200 733 003         | FURNITURE                          | 0.00           | 0.00                  | 0.00                 | 0.00        | 0.00           | 0.00                 |
| 01 6200 734 003         | COMPUTER HARDWARE                  | 0.00           | 0.00                  | 0.00                 | 0.00        | 0.00           | 0.00                 |
| 01 6200 890 003         | TITLE I MISC                       | 0.00           | 0.00                  | 0.00                 | 0.00        | 0.00           | 0.00                 |
| 6200 TITLE I            |                                    | 114,052.00     | 9,421.64              | 66,475.39            | 58.29       | 47,576.61      | 47,576.61            |
| 6310 TITLE II A         |                                    |                |                       |                      |             |                |                      |
| 01 6310 111 001         | Title IIA                          | 0.00           | 0.00                  | 0.00                 | 0.00        | 0.00           | 0.00                 |
| 01 6310 111 002         | Title IIA                          | 6,304.00       | 525.33                | 3,677.31             | 58.33       | 2,626.69       | 2,626.69             |
| 01 6310 111 003         | TITLE IIA                          | 0.00           | 0.00                  | 0.00                 | 0.00        | 0.00           | 0.00                 |
| 01 6310 111 004         | Title IIA                          | 0.00           | 0.00                  | 0.00                 | 0.00        | 0.00           | 0.00                 |
| 01 6310 151 001         | Additional Compensation Teachers   | 0.00           | 0.00                  | 0.00                 | 0.00        | 0.00           | 0.00                 |
| 01 6310 151 003         | Additional Compensation Teachers   | 0.00           | 0.00                  | 0.00                 | 0.00        | 0.00           | 0.00                 |
| 01 6310 151 004         | Additional Compensation Teachers   | 0.00           | 0.00                  | 0.00                 | 0.00        | 0.00           | 0.00                 |
| 01 6310 159 001         | STIPENDS                           | 0.00           | 0.00                  | 0.00                 | 0.00        | 0.00           | 0.00                 |
| 01 6310 159 003         | STIPENDS                           | 0.00           | 0.00                  | 0.00                 | 0.00        | 0.00           | 0.00                 |
| 01 6310 159 004         | STIPENDS                           | 0.00           | 0.00                  | 0.00                 | 0.00        | 0.00           | 0.00                 |
| 01 6310 211 002         | BCBS/VIS INSTRUCTIONAL & PROF.     | 2,450.00       | 205.64                | 1,438.21             | 58.70       | 1,011.79       | 1,011.79             |
| 01 6310 211 003         | HEALTH INSURANCE                   | 0.00           | 0.00                  | 0.00                 | 0.00        | 0.00           | 0.00                 |
| 01 6310 220 000         | FICA NON INSTRUCTIONAL             | 0.00           | 0.00                  | 0.00                 | 0.00        | 0.00           | 0.00                 |
| 01 6310 221 001         | SOCIAL SECURITY                    | 0.00           | 0.00                  | 0.00                 | 0.00        | 0.00           | 0.00                 |
| 01 6310 221 002         | SOCIAL SECURITY                    | 475.00         | 39.42                 | 275.89               | 58.08       | 199.11         | 199.11               |
| 01 6310 221 003         | SOCIAL SECURITY                    | 0.00           | 0.00                  | 0.00                 | 0.00        | 0.00           | 0.00                 |
| 01 6310 221 004         | SOCIAL SECURITY                    | 0.00           | 0.00                  | 0.00                 | 0.00        | 0.00           | 0.00                 |
| 01 6310 230 000         | RETIREMENT NON INSTUNCTIONAL       | 0.00           | 0.00                  | 0.00                 | 0.00        | 0.00           | 0.00                 |
| 01 6310 231 001         | RETIREMENT                         | 0.00           | 0.00                  | 0.00                 | 0.00        | 0.00           | 0.00                 |
| 01 6310 231 002         | RETIREMENT                         | 625.00         | 51.89                 | 363.23               | 58.12       | 261.77         | 261.77               |
| 01 6310 231 003         | RETIREMENT                         | 0.00           | 0.00                  | 0.00                 | 0.00        | 0.00           | 0.00                 |
| 01 6310 231 004         | RETIREMENT                         | 0.00           | 0.00                  | 0.00                 | 0.00        | 0.00           | 0.00                 |
| 01 6310 237 000         | INCREASED RETIREMENT CONTRIBUTION  | 0.00           | 0.00                  | 0.00                 | 0.00        | 0.00           | 0.00                 |
| 01 6310 237 002         | INCREASED RETIREMENT CONTRIBUTION  | 0.00           | 0.00                  | 0.00                 | 0.00        | 0.00           | 0.00                 |
| 01 6310 237 004         | INCREASED RETIREMENT CONTRIBUTION  | 0.00           | 0.00                  | 0.00                 | 0.00        | 0.00           | 0.00                 |
| 01 6310 281 001         | OTHER BENEFITS                     | 0.00           | 0.00                  | 0.00                 | 0.00        | 0.00           | 0.00                 |
| 01 6310 281 002         | OTHER BENEFITS                     | 0.00           | 2.62                  | 17.80                | 0.00        | (17.80)        | (17.80)              |
| 01 6310 281 003         | OTHER BENEFITS                     | 0.00           | 0.00                  | 0.00                 | 0.00        | 0.00           | 0.00                 |
| 01 6310 281 004         | OTHER BENEFITS                     | 0.00           | 0.00                  | 0.00                 | 0.00        | 0.00           | 0.00                 |
| 01 6310 292 001         | 292                                | 0.00           | 0.00                  | 0.00                 | 0.00        | 0.00           | 0.00                 |
| 01 6310 292 002         | 292                                | 0.00           | 0.00                  | 0.00                 | 0.00        | 0.00           | 0.00                 |
| 01 6310 292 003         | 292                                | 0.00           | 0.00                  | 0.00                 | 0.00        | 0.00           | 0.00                 |
| 01 6310 292 004         | 292                                | 0.00           | 0.00                  | 0.00                 | 0.00        | 0.00           | 0.00                 |
| 01 6310 319 000         | Title II PtA TchQ 11837            | 0.00           | 0.00                  | 0.00                 | 0.00        | 0.00           | 0.00                 |
| 01 6310 330 000         | STAFF TRAINING                     | 0.00           | 0.00                  | 554.00               | 0.00        | (554.00)       | (554.00)             |
| 01 6310 330 001         | STAFF TRAINING                     | 2,375.00       | 0.00                  | 0.00                 | 0.00        | 2,375.00       | 2,375.00             |
| 01 6310 330 002         | STAFF TRAINING                     | 2,375.00       | 0.00                  | 0.00                 | 0.00        | 2,375.00       | 2,375.00             |
| 01 6310 330 003         | STAFF TRAINING                     | 2,375.00       | 0.00                  | 0.00                 | 0.00        | 2,375.00       | 2,375.00             |
| 01 6310 330 004         | STAFF TRAINING                     | 2,375.00       | 0.00                  | 0.00                 | 0.00        | 2,375.00       | 2,375.00             |
| 01 6310 580 003         | TRAVEL                             | 0.00           | 0.00                  | 0.00                 | 0.00        | 0.00           | 0.00                 |
| 01 6310 580 004         | TRAVEL                             | 0.00           | 0.00                  | 0.00                 | 0.00        | 0.00           | 0.00                 |
| 01 6310 610 000         | SUPPLIES                           | 0.00           | 0.00                  | 0.00                 | 0.00        | 0.00           | 0.00                 |
| 01 6310 640 003         | BOOKS AND PERIODICALS              | 0.00           | 0.00                  | 0.00                 | 0.00        | 0.00           | 0.00                 |
| 01 6310 643 002         | WEB CLOUD BASED SOFTWARE           | 0.00           | 0.00                  | 0.00                 | 0.00        | 0.00           | 0.00                 |
| 01 6310 643 003         | WEB CLOUD BASED SOFTWARE           | 0.00           | 0.00                  | 0.00                 | 0.00        | 0.00           | 0.00                 |
| 01 6310 643 004         | WEB CLOUD BASED SOFTWARE           | 0.00           | 0.00                  | 0.00                 | 0.00        | 0.00           | 0.00                 |
| 01 6310 733 003         | FURNITURE                          | 0.00           | 0.00                  | 0.00                 | 0.00        | 0.00           | 0.00                 |
| 01 6310 890 000         | TITLE IIA STAFF DEV                | 0.00           | 0.00                  | 0.00                 | 0.00        | 0.00           | 0.00                 |
| 6310 TITLE II A         |                                    | 19,354.00      | 824.90                | 6,326.44             | 32.69       | 13,027.56      | 13,027.56            |
| 6406 IDEA 619 PRESCHOOL |                                    |                |                       |                      |             |                |                      |
| 01 6406 340 003         | OTHER PROFESSIONAL SERVICES        | 1,316.00       | 0.00                  | 0.00                 | 0.00        | 1,316.00       | 1,316.00             |
| 01 6406 591 003         | CONTRACTED SERVICES OTHER DIST/ESU | 0.00           | 0.00                  | 0.00                 | 0.00        | 0.00           | 0.00                 |
| 6406 IDEA 619 PRESCHOOL |                                    | 1,316.00       | 0.00                  | 0.00                 | 0.00        | 1,316.00       | 1,316.00             |
| 6408 IDEA E/P           |                                    |                |                       |                      |             |                |                      |
| 01 6408 111 001         | IDEA SALARY                        | 0.00           | 0.00                  | 0.00                 | 0.00        | 0.00           | 0.00                 |
| 01 6408 111 002         | IDEA SALARY                        | 0.00           | 0.00                  | 0.00                 | 0.00        | 0.00           | 0.00                 |
| 01 6408 111 003         | IDEA SALARY                        | 23,305.00      | 1,942.09              | 13,594.63            | 58.33       | 9,710.37       | 9,710.37             |
| 01 6408 111 004         | IDEA SALARY                        | 23,305.00      | 1,942.10              | 13,594.70            | 58.33       | 9,710.30       | 9,710.30             |
| 01 6408 112 004         | AIDE WAGES                         | 17,600.00      | 1,741.18              | 11,417.78            | 64.87       | 6,182.22       | 6,182.22             |

03/12/2024 01:06 PM

User ID: LLB

| Account Number  | Account Description                      | Revised Budget | Expended During Month | Expenditures to Date | % of Budget | Balance at EOM | Unencumbered Balance |
|-----------------|--|----------------|-----------------------|----------------------|-------------|----------------|----------------------|
| 01 6408 132 004 | OVERTIME                                 | 0.00           | 0.00                  | 0.00                 | 0.00        | 0.00           | 0.00                 |
| 01 6408 211 001 | BCBS/VIS INSTRUCTIONAL & PROF.           | 0.00           | 0.00                  | 0.00                 | 0.00        | 0.00           | 0.00                 |
| 01 6408 211 002 | BCBS/VIS INSTRUCTIONAL & PROF.           | 0.00           | 0.00                  | 0.00                 | 0.00        | 0.00           | 0.00                 |
| 01 6408 211 003 | BCBS/VIS INSTRUCTIONAL & PROF.           | 8,080.00       | 673.39                | 4,713.73             | 58.34       | 3,366.27       | 3,366.27             |
| 01 6408 211 004 | BCBS/VIS INSTRUCTIONAL & PROF.           | 8,080.00       | 673.40                | 4,713.80             | 58.34       | 3,366.20       | 3,366.20             |
| 01 6408 221 001 | SOCIAL SECURITY FOR TEACHERS/PROF STF    | 0.00           | 0.00                  | 0.00                 | 0.00        | 0.00           | 0.00                 |
| 01 6408 221 002 | SOCIAL SECURITY FOR TEACHERS/PROF STF    | 0.00           | 0.00                  | 0.00                 | 0.00        | 0.00           | 0.00                 |
| 01 6408 221 003 | SOCIAL SECURITY FOR TEACHERS/PROF STF    | 1,607.00       | 133.99                | 937.77               | 58.36       | 669.23         | 669.23               |
| 01 6408 221 004 | SOCIAL SECURITY FOR TEACHERS/PROF STF    | 1,607.00       | 133.94                | 937.58               | 58.34       | 669.42         | 669.42               |
| 01 6408 222 004 | FICA AIDES                               | 0.00           | 133.20                | 873.47               | 0.00        | (873.47)       | (873.47)             |
| 01 6408 231 001 | Retirement Contrib. Teachers/Prof. Staff | 0.00           | 0.00                  | 0.00                 | 0.00        | 0.00           | 0.00                 |
| 01 6408 231 002 | Retirement Contrib. Teachers/Prof. Staff | 0.00           | 0.00                  | 0.00                 | 0.00        | 0.00           | 0.00                 |
| 01 6408 231 003 | Retirement Contrib. Teachers/Prof. Staff | 0.00           | 191.84                | 1,342.87             | 0.00        | (1,342.87)     | (1,342.87)           |
| 01 6408 231 004 | Retirement Contrib. Teachers/Prof. Staff | 0.00           | 191.83                | 1,342.84             | 0.00        | (1,342.84)     | (1,342.84)           |
| 01 6408 232 004 | RETIREMENT AIDES                         | 1,750.00       | 171.99                | 1,127.85             | 64.45       | 622.15         | 622.15               |
| 01 6408 237 000 | INCREASED RETIREMENT CONTRIBUTION        | 0.00           | 0.00                  | 0.00                 | 0.00        | 0.00           | 0.00                 |
| 01 6408 237 002 | INCREASED RETIREMENT CONTRIBUTION        | 0.00           | 0.00                  | 0.00                 | 0.00        | 0.00           | 0.00                 |
| 01 6408 237 003 | INCREASED RETIREMENT CONTRIBUTION        | 0.00           | 0.00                  | 0.00                 | 0.00        | 0.00           | 0.00                 |
| 01 6408 237 004 | INCREASED RETIREMENT CONTRIBUTION        | 0.00           | 0.00                  | 0.00                 | 0.00        | 0.00           | 0.00                 |
| 01 6408 281 001 | OTHER HEALTH BENEFITS                    | 0.00           | 0.00                  | 0.00                 | 0.00        | 0.00           | 0.00                 |
| 01 6408 281 002 | OTHER HEALTH BENEFITS                    | 0.00           | 0.00                  | 0.00                 | 0.00        | 0.00           | 0.00                 |
| 01 6408 281 003 | OTHER HEALTH BENEFITS                    | 110.00         | 9.68                  | 65.72                | 59.75       | 44.28          | 44.28                |
| 01 6408 281 004 | OTHER HEALTH BENEFITS                    | 110.00         | 9.68                  | 65.70                | 59.73       | 44.30          | 44.30                |
| 01 6408 340 003 | OTHER PROFESSIONAL SERVICES              | 22,000.00      | 1,280.60              | 7,090.09             | 32.23       | 14,909.91      | 14,909.91            |
| 01 6408 340 004 | OTHER PROFESSIONAL SERVICES              | 0.00           | 478.40                | 6,640.61             | 0.00        | (6,640.61)     | (6,640.61)           |
| 01 6408 591 001 | CONTRACTED SERVICES OTHER DIST/ESU       | 0.00           | 0.00                  | 0.00                 | 0.00        | 0.00           | 0.00                 |
| 01 6408 591 002 | CONTRACTED SERVICES OTHER DIST/ESU       | 0.00           | 0.00                  | 0.00                 | 0.00        | 0.00           | 0.00                 |
| 01 6408 591 003 | CONTRACTED SERVICES OTHER DIST/ESU       | 12,650.00      | 3,003.92              | 18,561.44            | 146.73      | (5,911.44)     | (5,911.44)           |
| 01 6408 591 004 | CONTRACTED SERVICES OTHER DIST/ESU       | 12,650.00      | 1,559.36              | 9,338.48             | 73.82       | 3,311.52       | 3,311.52             |
| 6408            | IDEA E/P                                 | 132,854.00     | 14,270.59             | 96,359.06            | 72.53       | 36,494.94      | 36,494.94            |
| 6412            | NON PUBLIC                               |                |                       |                      |             |                |                      |
| 01 6412 111 000 | Teacher Salary                           | 0.00           | 0.00                  | 0.00                 | 0.00        | 0.00           | 0.00                 |
| 01 6412 111 001 | Teacher Salary                           | 0.00           | 0.00                  | 0.00                 | 0.00        | 0.00           | 0.00                 |
| 01 6412 111 003 | Teacher Salary                           | 1,000.00       | 527.30                | 3,691.10             | 369.11      | (2,691.10)     | (2,691.10)           |
| 01 6412 111 004 | Teacher Salary                           | 1,000.00       | 131.00                | 1,703.03             | 170.30      | (703.03)       | (703.03)             |
| 01 6412 211 000 | BCBS/VIS INSTRUCTIONAL & PROF.           | 0.00           | 0.00                  | 0.00                 | 0.00        | 0.00           | 0.00                 |
| 01 6412 211 003 | BCBS/VIS INSTRUCTIONAL & PROF.           | 1,975.00       | 164.52                | 1,151.64             | 58.31       | 823.36         | 823.36               |
| 01 6412 211 004 | BCBS/VIS INSTRUCTIONAL & PROF.           | 1,975.00       | 23.18                 | 299.20               | 15.15       | 1,675.80       | 1,675.80             |
| 01 6412 221 000 | SOCIAL SECURITY FOR TEACHERS/PROF STF    | 0.00           | 0.00                  | 0.00                 | 0.00        | 0.00           | 0.00                 |
| 01 6412 221 003 | SOCIAL SECURITY FOR TEACHERS/PROF STF    | 200.00         | 37.52                 | 262.59               | 131.30      | (62.59)        | (62.59)              |
| 01 6412 221 004 | SOCIAL SECURITY FOR TEACHERS/PROF STF    | 200.00         | 10.08                 | 131.00               | 65.50       | 69.00          | 69.00                |
| 01 6412 231 000 | Retirement Contrib. Teachers/Prof. Staff | 0.00           | 0.00                  | 0.00                 | 0.00        | 0.00           | 0.00                 |
| 01 6412 231 003 | Retirement Contrib. Teachers/Prof. Staff | 200.00         | 52.09                 | 364.59               | 182.30      | (164.59)       | (164.59)             |
| 01 6412 231 004 | Retirement Contrib. Teachers/Prof. Staff | 200.00         | 12.94                 | 168.22               | 84.11       | 31.78          | 31.78                |
| 01 6412 237 000 | INCREASED RETIREMENT CONTRIBUTION        | 0.00           | 0.00                  | 0.00                 | 0.00        | 0.00           | 0.00                 |
| 01 6412 237 003 | INCREASED RETIREMENT CONTRIBUTION        | 0.00           | 0.00                  | 0.00                 | 0.00        | 0.00           | 0.00                 |
| 01 6412 237 004 | INCREASED RETIREMENT CONTRIBUTION        | 0.00           | 0.00                  | 0.00                 | 0.00        | 0.00           | 0.00                 |
| 01 6412 281 000 | OTHER HEALTH BENEFITS                    | 0.00           | 0.00                  | 0.00                 | 0.00        | 0.00           | 0.00                 |
| 01 6412 281 003 | OTHER HEALTH BENEFITS                    | 30.00          | 2.67                  | 18.61                | 62.03       | 11.39          | 11.39                |





03/12/2024 01:06 PM

User ID: LLB

| Account Number  | Account Description             | Revised Budget | Expended During Month | Expenditures to Date | % of Budget | Balance at EOM | Unencumbered Balance |
|-----------------|---------------------------------|----------------|-----------------------|----------------------|-------------|----------------|----------------------|
| 01 6998 610 003 | SUPPLIES                        | 0.00           | 0.00                  | 0.00                 | 0.00        | 0.00           | 0.00                 |
| 01 6998 610 004 | SUPPLIES                        | 0.00           | 0.00                  | 0.00                 | 0.00        | 0.00           | 0.00                 |
| 01 6998 640 002 | BOOKS AND PERIODICALS           | 0.00           | 0.00                  | 0.00                 | 0.00        | 0.00           | 0.00                 |
| 01 6998 640 003 | BOOKS AND PERIODICALS           | 0.00           | 0.00                  | 0.00                 | 0.00        | 0.00           | 0.00                 |
| 01 6998 640 004 | BOOKS AND PERIODICALS           | 0.00           | 0.00                  | 0.00                 | 0.00        | 0.00           | 0.00                 |
| 01 6998 643 001 | WEB CLOUD BASED SOFTWARE        | 0.00           | 0.00                  | 0.00                 | 0.00        | 0.00           | 0.00                 |
| 01 6998 643 002 | WEB CLOUD BASED SOFTWARE        | 0.00           | 0.00                  | 0.00                 | 0.00        | 0.00           | 0.00                 |
| 01 6998 643 003 | WEB CLOUD BASED SOFTWARE        | 0.00           | 0.00                  | 0.00                 | 0.00        | 0.00           | 0.00                 |
| 01 6998 643 004 | WEB CLOUD BASED SOFTWARE        | 0.00           | 0.00                  | 0.00                 | 0.00        | 0.00           | 0.00                 |
| 01 6998 650 001 | TECH SUPPLIES < 5,000           | 0.00           | 0.00                  | 0.00                 | 0.00        | 0.00           | 0.00                 |
| 01 6998 710 000 | Land & Land Improvements        | 0.00           | 0.00                  | 0.00                 | 0.00        | 0.00           | 0.00                 |
| 01 6998 710 003 | Land & Land Improvements        | 0.00           | 0.00                  | 0.00                 | 0.00        | 0.00           | 0.00                 |
| 01 6998 732 000 | VEHICLES                        | 339,150.00     | 0.00                  | 219,149.00           | 64.62       | 120,001.00     | 120,001.00           |
| 6998            | ESSER III                       | 651,238.00     | 25,054.61             | 379,028.30           | 58.20       | 272,209.70     | 272,209.70           |
| 8000            | TRANSFERS (OUTGOING)            |                |                       |                      |             |                |                      |
| 01 8000 211 000 | HEALTH INSURANCE                | 0.00           | 0.00                  | 0.00                 | 0.00        | 0.00           | 0.00                 |
| 01 8000 221 000 | SOCIAL SECURITY                 | 0.00           | 0.00                  | 0.00                 | 0.00        | 0.00           | 0.00                 |
| 01 8000 231 000 | RETIREMENT                      | 0.00           | 0.00                  | 0.00                 | 0.00        | 0.00           | 0.00                 |
| 01 8000 281 000 | OTHER BENEFITS                  | 0.00           | 0.00                  | 0.00                 | 0.00        | 0.00           | 0.00                 |
| 01 8000 750 000 | Trnsfr Lunch Fund 20000.00      | 0.00           | 0.00                  | 0.00                 | 0.00        | 0.00           | 0.00                 |
| 01 8000 752 000 | Trnsfr>ActFund \$25000.00       | 0.00           | 0.00                  | 0.00                 | 0.00        | 0.00           | 0.00                 |
| 01 8000 753 000 | Trnsfr Dep/Res \$60000.00       | 0.00           | 0.00                  | 0.00                 | 0.00        | 0.00           | 0.00                 |
| 01 8000 754 000 | Trnsfr Emp Benefit \$           | 0.00           | 0.00                  | 0.00                 | 0.00        | 0.00           | 0.00                 |
| 01 8000 912 000 | TRANS TO LUNCH FUND             | 80,000.00      | 0.00                  | 0.00                 | 0.00        | 80,000.00      | 80,000.00            |
| 01 8000 913 000 | FUND TRANSFERS TO ACTIVITY FUND | 75,000.00      | 0.00                  | 25,000.00            | 33.33       | 50,000.00      | 50,000.00            |
| 01 8000 913 001 | FUND TRANSFERS TO ACTIVITY FUND | 0.00           | 0.00                  | 0.00                 | 0.00        | 0.00           | 0.00                 |
| 8000            | TRANSFERS (OUTGOING)            | 155,000.00     | 0.00                  | 25,000.00            | 16.13       | 130,000.00     | 130,000.00           |
| 01              | GENERAL FUND                    | 10,632,911.43  | 776,213.78            | 6,032,886.71         | 56.74       | 4,600,024.72   | 4,600,024.72         |

**Expenditure Report by Function/Object - Detail**

| Account Number | Account Description | Revised Budget | Expended During Month | Expenditures to Date | % of Budget | Balance at EOM | Unencumbered Balance |
|----------------|---------------------|----------------|-----------------------|----------------------|-------------|----------------|----------------------|
| Grand Total:   |                     | 10,632,911.43  | 776,213.78            | 6,032,886.71         | 56.74       | 4,600,024.72   | 4,600,024.72         |

## **SCHOOL BOARD MEETING MARCH REPORT FROM PRINCIPAL – RICK LESTER**

Below are dates and events that I thought you would be interested in:

- We had a scheduled lockdown drill on Wednesday, March 6, 2024.
- I have started my formal teacher evaluations - I will have them completed by Friday, March 15, 2024.
- On Friday, March 15, 2024 I will hand out all students their 3rd quarter report cards.
- On Friday, March 15, 2024 we will have a tornado drill
- On Tuesday, March 26, 2024 we will have our State ACT testing for all juniors. We will also have some sophomores taking the pre-act. Below is the list of activities classes will be doing during this day.
  - Senior class to Auburn Movie Theatre and lunch
  - JAG students to State Capital
  - Freshman choose between Sandhills Publishing or Nebraska Wesleyan
  - Sophomore choose between Sandhills Publishing or Nebraska Wesleyan
- On Monday, April 8, 2024 I will meet with the senior class and go over a number of items about their last month of school.

**Board Meeting – March 12, 2024**  
**Middle School Principal's Report**

- The Middle School music contest is scheduled for Friday, March 22 at HTRS. JCC 6th grade band, 7-8 band and 7-8 chorus, along with small groups and solos, will perform.
- There will be a Middle School Pre-Contest Music Concert on Thursday, March 14 at 6:30 as a public rehearsal before the contest.
- NSCAS testing window will open April 1st and continue through May 10. We are currently working on the testing schedule. Once we are finished with the NSCAS assessments, grades 4-8 will take the spring MAP assessments.
- Attendance for Parent/Teacher Conferences at the middle school was 38%. 8<sup>th</sup> grade had 23%, 7<sup>th</sup> grade had 30%, 6<sup>th</sup> grade had 44%, 5<sup>th</sup> grade had 50%, and 4<sup>th</sup> grade had 63% turnout.
- The ECNC Junior High Quiz Bowl was held on Monday, March 5 at Weeping Water. Each school can have one 4-person 7<sup>th</sup> grade and 8<sup>th</sup> grade team participate. Our 8th grade team are conference champions this year. Our 7<sup>th</sup> & 8<sup>th</sup> grade teams will participate in the ESU Quiz Bowl at Peru on March 22 and the Mudecas Quiz Bowl at Pawnee City on April 9.

**Garrett Collin**  
**Activities Director Report**  
**March 12th, 2024**

**Spring Sports Participation Numbers**

*Boys Track: 24*

*Girls Track: 22*

*Boys Golf: 11*

*Soccer: 3 girls, 3 boys*

**First contests**

*Boys Golf: March 25th*

*Soccer: March 14th*

*Track: March 15th*

\*We are hosting the district meet on Thursday, May 9th.

**Winter Results**

*Basketball:* Boys finished 17-7. Girls finished 10-12.

*Wrestling:* Levi Boardman, Erik Prado, Terry Trew, Alejandra Reyes, and Jocelyn Prado all qualified for the state meet. Erik placed 6th & Jocelyn finished as a state champion.

\*\*The second annual MUDECAS basketball All Star Game will be taking place this year at Diller-Odell on March 16th. This is for seniors only. Wyatt Ludemann will be representing JCC.

**Project:**  
Johnson County Central-Joann

**From:**  
Nebraska Prep Equipment  
Nebraska Prep Equipment  
8738 S. 82 Road  
Adams, NE 68301  
(402) 882-5585  
4028825585 (Contact)

We greatly appreciate the opportunity to quote the following items to you!

| Item | Qty  | Description  | Sell               | Sell Total        |
|------|------|--|--------------------|-------------------|
| 1    | 1 ea | <b>DISHWASHER, DOOR TYPE</b><br>CMA Dishmachines Model No. AH<br>Energy Miser® Dishwasher, door type, 25-3/4" W, low temperature chemical sanitizing with priming switches, top mounted controls, auto "start/stop", straight-thru design, (40) racks/hour, delimer switch, Poly Pro™ scrap accumulator, stainless steel construction, includes (1) open & (1) peg rack, 1 HP wash pump, NSF, cULus  | \$5,131.34         | \$5,131.34        |
|      | 1 ea | 115v/60/1-ph, 16.0 amps, standard  |                    |                   |
|      | 1 ea | TEMP-SURE FI Factory installed Temp-Sure (self contained 12.0 kw heater), continuous supply of 140°F hot water, requires a separate 208-240V / 1 or 3 phase, cULus, NSF  | \$1,659.01         | \$1,659.01        |
|      | 1 ea | 3 Phase  |                    |                   |
|      |      |  | <b>ITEM TOTAL:</b> | <b>\$6,790.35</b> |
| 2    | 1 ea | <b>REACH-IN REFRIGERATOR</b><br>Turbo Air Model No. M3R47-2-N(-AL)(-AR)<br>M3 Refrigerator, reach-in, two-section, 42.3 cu. ft. capacity, 51-3/4"W x 30-3/4"D x 78"H, LED digital thermometer, self-diagnostic monitoring system, hot gas condensate system, automatic fan motor delays, door pressure release, LED interior lighting, self-cleaning condenser device, (2) hinged solid door with recessed handle & lock, (6) PE coated wire shelves, stainless steel front & sides (galvanized steel top, bottom & back), aluminum interior with stainless steel floor, top mount self-contained compressor, R290 Hydrocarbon refrigerant, 1/3 HP, 115v/60/1-ph, 2.8 amps, NEMA 5-15P, ETL-Sanitation, cETLus, ENERGY STAR® | \$4,436.33         | \$4,436.33        |
|      | 1 ea | Note: Contact factory representative for parts & accessories discounts   |                    |                   |
|      | 1 ea | 5 year parts & labor warranty, standard  |                    |                   |
|      | 1 ea | 7 year compressor warranty (self-contained only)   |                    |                   |
|      | 1 ea | Self-cleaning condenser device equipped, standard  |                    |                   |
|      | 1 st | Caster Set, swivel, locking front wheels, standard   |                    |                   |

| Item | Qty  | Description  | Sell                                 | Sell Total         |
|------|------|--|--------------------------------------|--------------------|
|      |      |  | <b>ITEM TOTAL:</b>                   | <b>\$4,436.33</b>  |
| 3    | 1 ea | <b>REACH-IN REFRIGERATOR</b><br>True Mfg. - General Foodservice Model No. T-49-HC Refrigerator, reach-in, two-section, (2) stainless steel doors, (6) PVC coated adjustable wire shelves, interior lighting, stainless steel front, aluminum sides, aluminum interior with stainless steel floor, 4" castors, R290 Hydrocarbon refrigerant, 1/2 HP, 115v/60/1-ph, 5.4 amps, NEMA 5-15P, cULus, UL EPH Classified, Made in USA, ENERGY STAR®  | \$4,802.00                           | <Alternate>        |
|      | 1 ea | Self-contained refrigeration standard  |                                      | <Alternate>        |
|      | 1 ea | 7 year compressor warranty, 6 years parts warranty, 5 year labor warranty standard. Please visit <a href="http://www.truemfg.com">www.truemfg.com</a> for specifics standard   |                                      | <Alternate>        |
|      | 1 ea | Left door hinged left, right door hinged right standard  |                                      | <Alternate>        |
|      | 1 ea | 4" stem castors, standard (adds 5" to OA height)   |                                      | <Alternate>        |
|      |      |  | <b>ITEM TOTAL: &lt;Alternate&gt;</b> | <b>\$4,802.00</b>  |
| 4    | 1 ea | <b>REACH-IN REFRIGERATOR</b><br>Admiral Craft Equipment Corp. Model No. GRRF-2D Grista Refrigerator, reach-in, 2-section, 54"W x 32-1/4"D x 82-1/2"H, 48 cu.ft., bottom mount self-contained refrigeration, front digital temperature controller with LED display, auto defrost, 33° to 41°F temperature range, incandescent interior lighting, (6) adjustable epoxy coated shelves, (2) solid self-closing hinged doors, white painted aluminum interior, 430 stainless steel exterior, (4) 4" casters (2 locking and 2 non-locking), R290 refrigerant, 1/4 HP, 115v/60/1-ph, 4.56 amps, NEMA 5-15P, cETLus, ETL-Sanitation (NET) | \$2,702.35                           | <Alternate>        |
|      | 1 ea | WARRADCRAFT1606 1 year parts & labor warranty, 5 year compressor warranty, standard  |                                      | <Alternate>        |
|      |      |  | <b>ITEM TOTAL: &lt;Alternate&gt;</b> | <b>\$2,702.35</b>  |
|      |      |  | Merchandise                          | \$11,226.68        |
|      |      |  | Subtotal                             | \$11,226.68        |
|      |      |  | Tax 5.5%                             | \$617.47           |
|      |      |  | <b>Total</b>                         | <b>\$11,844.15</b> |

\*EQUIPMENT PRICING DOES NOT INCLUDE DELIVERY UNLESS SPECIFICALLY NOTED.

\*ALL DELIVERIES ARE CURBSIDE ONLY UNLESS SPECIFICALLY NOTED. CUSTOMER IS RESPONSIBLE FOR GETTING THEIR EQUIPMENT INTO THE BUILDING.

\*ALL ORDERS WILL REQUIRE A 75% DEPOSIT PAID ON SIGNED ACCEPTANCE. REMAINING BALANCE DUE ON DELIVERY OR WITHIN 30 DAYS ONCE EQUIPMENT HAS BEEN RECEIVED BY NEBRASKA PREP EQUIPMENT, WHICH EVER COMES FIRST

\* INSTALLATION IS NOT INCLUDED IN THIS QUOTE AND THE CUSTOMER IS RESPONSIBLE FOR ARRANGING THEIR OWN INSTALLATION UNLESS SPECIFICALLY NOTED.

\*REMOVAL AND DISPOSAL OF OLD EQUIPMENT IS THE CUSTOMER'S RESPONSIBILITY UNLESS SPECIFICALLY NOTED.

Acceptance: \_\_\_\_\_ Date: \_\_\_\_\_

Printed Name: \_\_\_\_\_

Project Grand Total: \$11,844.15



# CHEMICAL SANITIZING SINGLE RACK STRAIGHT DISHWASHER

## AH


Low Temperature  
Straight Dishwasher




## FEATURES

- 40 racks / 160 covers per hour.
- All stainless steel construction assures long life and years of trouble free operation.
- Unique spray arm system features upper and lower stainless steel wash arms with reinforced end caps.
- Top mounted controls include built-in chemical pumps and deliming system that assures proper chemical usage.
- Auto start/stop makes operation safe and easy.
- Integrated scrap tray prevents food soil from entering drain system.
- Water inlet comes with built-in strainer, prevents debris from clogging the water valve.
- Dishmachine comes with 2 dishracks.
- Stainless steel impeller offers extended life and service.
- Stainless Steel scrap tray, long lasting.


## CMA MODEL: AH



Solid/Powder Dual Bowl  
Option Dispenser. Bowl  
option available for capsule  
dispensed products.



Unique pull-pin design  
allows wash arms to be  
easily removed for cleaning.



Pump purging system  
improves results by  
eliminating soil and  
chemical carryover during  
rinse cycle.

## AVAILABLE OPTIONS

- Temp-Sure heater assures a continuous supply of 140°F hot water that guarantees excellent results. Requires a separate 208-240V 3 phase 40 amp power supply.
- Low Chemical Alarm
- Stainless Steel Dishtables
- Alternative Cycle Times
- Alternative Electrical Available
- Slant shelf 21"X42"
- Stainless Steel Scrap Trap in lieu of Poly Pro



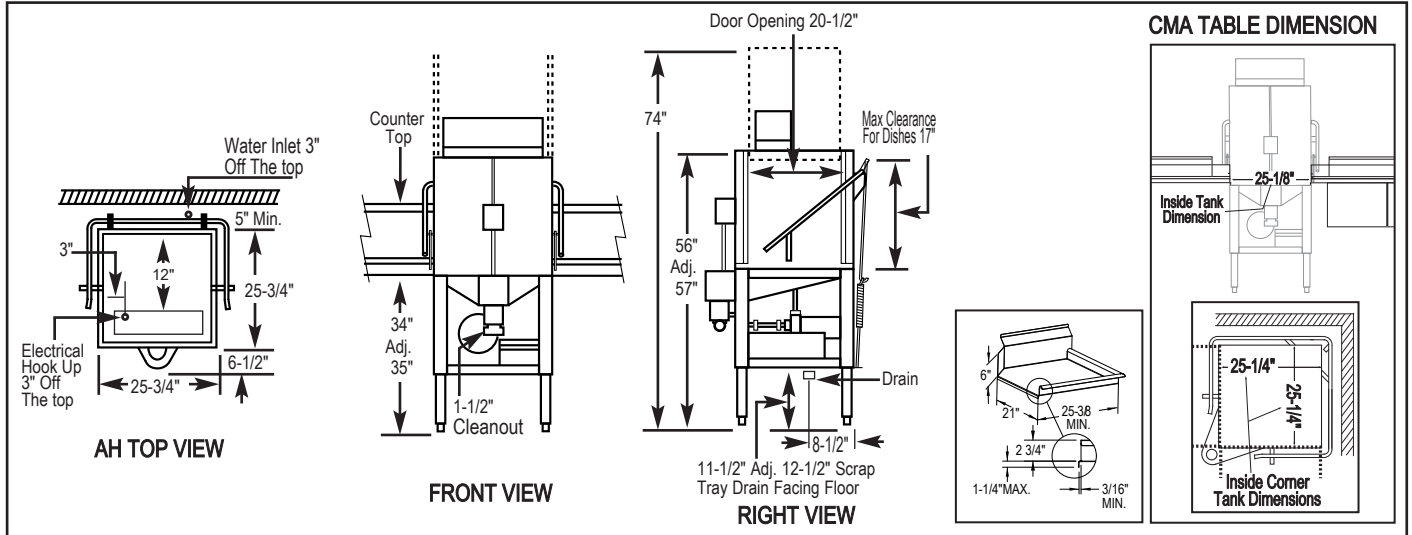
**CMA**  
**MIZER**  
Registered Trademark



**AH**  
Chemical Sanitizing  
Single Rack  
Straight Dishwasher

**WARNINGS:**

- Plumbing connections must be made by a qualified service company who will comply with all available Federal, State, and Local Health, Plumbing and Safety codes.
- CMA recommends utilizing a water softening system to maintain water hardness measurements of 3.5 gpg (grains per gallon) or less. This will assure maximum results and optimum operation of the dishwasher.



**Specifications:**

| MODEL AH  | USA                  | METRIC                | USA  | METRIC   |
|---|----------------------|-----------------------|--|--|
| <b>OPERATING CAPACITY</b><br>RACKS PER HOUR<br>(NSF RATED)                                      | 40                   | 40                    | <b>WASH PUMP MOTORS HP</b>   | 1  |
| <b>OPERATING CYCLE</b><br>WASH TIME-SEC<br>RINSE TIME-SEC<br>DWELL TIME-SEC<br>TOTAL CYCLE TIME | 45<br>30<br>15<br>90 | 45<br>30<br>15<br>90  | <b>DIMENSIONS</b><br>DEPTH<br>WIDTH (OUTSIDE DIMENSION)<br>HEIGHT<br>STANDARD TABLE HEIGHT<br>MAXIMUM CLEARANCE FOR DISHES | 1<br>25-3/4"<br>25-3/4"<br>56"-57"<br>34"<br>17" |
| WASH TANK CAPACITY  | 1.7 GAL.             | (6.45 L)              | <b>STANDARD DISHRACK</b>   | 1  |
| PUMP CAPACITY   | 52 GPM               | (197 LPM)             | DIMENSIONS   | 20" x 20"<br>(50.8 x 50.8cm)                     |
| <b>OPERATING TEMPERATURE</b><br>REQUIRED<br>RECOMMENDED   | 120°F<br>140°F       | (49°C)<br>(60°C)      | <b>ELECTRICAL RATING</b>   | <b>VOLTS</b><br>115<br><b>AMPS</b><br>16         |
| <b>WATER CONSUMPTION</b><br>PER RACK<br>PER HOUR  | 1.7 GAL.<br>68 GPH   | (6.45 L)<br>(257 LPH) | <b>APPROXIMATE SHIPPING WEIGHT</b>   | 259#<br>(117kg)                                  |
| <b>WATER REQUIREMENTS</b><br>WATER INLET<br>DRAIN-I.P.S.  | 3/4"<br>2"           | (1.9cm)<br>(5.1cm)    | <b>SHIPPING DIMENSIONS</b>   | PALLET & BOX @ 41" X 41" X 66"                   |

**Summary Specifications: Model AH**

CMA Energy Mizer model AH low temperature, chemical sanitizing commercial dishwashers meet NSF, UL and construction standards WITHOUT the use of BOOSTER or TANK HEATERS. The model AH is constructed entirely of stainless steel. Each unit automatically washes, rinses and sanitizes food service utensils in standard 19-3/4" x 19-3/4" racks. Unit comes standard with upper and lower stainless steel wash arms. The model AH incorporates a pump purging system that improves results by eliminating soil and chemical carryover during rinse cycle. **Note: These machines do not have built-in heaters, therefore produce no steam.**

**Advisory:** CMA does NOT endorse "Tankless On-Demand" water heaters for use on CMA Dishmachine products. CMA DOES endorse, and highly recommends, the standard "tank" style water heaters, sized properly to handle each particular facility with their water heating requirements.



CMA Dishmachines 12700 Knott Street Garden Grove, CA 92841 • 800-854-6417 • 714-898-8781 • Fax: 714-895-2141 • www.cmadishmachines.com

CMA reserves the right to modify specifications or discontinue models without prior notification.

© 3-2020 CMA, Inc.

an Ali Group Company




The Spirit of Excellence




# CMA TEMP-SURE™

Hot Water Assurance System  
For Dump And Fill Style  
Dishwashers




## FEATURES:


- Specifically designed to maintain proper rinse temperatures in dump and fill style dishwasher.
- 12kW industrial heater is proven to be more durable than commercial style heater.
- Fast recovery, 40° rise in 90 seconds.
- Available 208/240 volt, single or three phase for flexible applications.
- Universal mounting system fits all single tank CMA models and most competitor model dishwashers.
- Free standing units also available.



MODEL AH WITH TEMP-SURE™ HEATER



Temp-Sure™ shown as a free standing unit.



MODEL C WITH TEMP-SURE™ HEATER



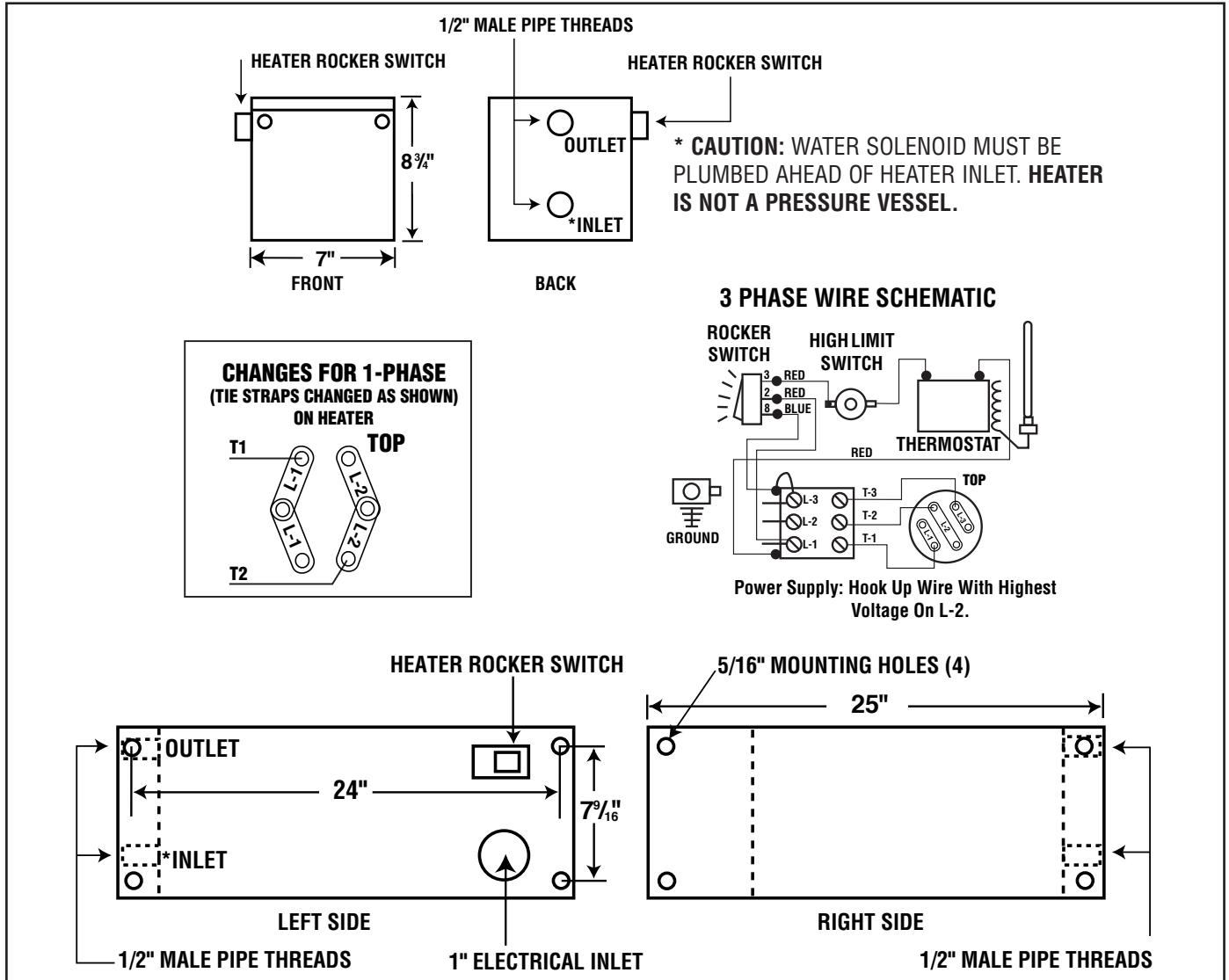


# CMA TEMP-SURE™

Hot Water Assurance System  
For Dump And Fill Style  
Dishwashers

### WARNINGS:

- Plumbing connections must be made by a qualified service company who will comply with all available Federal, State, and Local Health, Plumbing and Safety codes.
- Water hardness above 3 grains per gallon should be treated by a water softener. Failure to provide soft water (3g or less) will void the machine warranty.



The CMA-Temp-Sure™ option assures a continuous supply of 140°F hot water resulting in excellent dishmachine performance. The heater is custom-designed for fill and dump CMA single tank dishwashers as a factory added option or an infield add-on. The heater will also fit most competitor's single tank dishmachines.

**Advisory:** CMA does NOT endorse "Tankless On-Demand" water heaters for use on CMA Dishmachine products. CMA DOES endorse, and highly recommends, the standard "tank" style water heaters, sized properly to handle each particular facility with their water heating requirements.

### SPECIFICATIONS:

| MODEL: CMA TEMP-SURE™     | USA          | METRIC       |             |
|---------------------------|--------------|--------------|-------------|
| MIN. INCOMING WATER TEMP. | 100°F        | (55°C)       |             |
| RISE                      | 40°F         | (22°C)       |             |
| AVAILABLE HOT WATER       | 90 GPH       | (341LPH)     |             |
| HEATER TANK CAPACITY      | 2.6 GAL      | (9.8L)       |             |
| <b>ELECTRICAL RATING</b>  | <b>VOLTS</b> | <b>PHASE</b> | <b>AMPS</b> |
|                           | 208          | 1            | 44          |
|                           | 240          | 1            | 51          |
|                           | 208          | 3            | 26          |
|                           | 240          | 3            | 30          |



|  |  |  |                   |        |
|--|--|--|-------------------|--------|
|  <b>REFRIGERATOR MANUFACTURER</b><br><b>Turbo air</b><br>more durable, efficient, beautiful | 4184 E. Conant St.<br>Long Beach, CA 90808<br>Tel. 310-900-1000<br>Fax. 310-900-1077<br><a href="http://www.turboairinc.com">www.turboairinc.com</a> |  | Project:          |        |
|  |  |  | Model #:          |        |
|  |  |  | Item #:           |        |
|  |  |  | Available W/H:    | Qty:   |
|  |  |  | Approval:         |        |
|  |  |  | AIA #:            | SIS #: |
|  |  |  | CSI Section 11400 |        |

## Solid Door Refrigerator

Reach-In Top Mount  
M3 Series

### FEATURES & BENEFITS

#### Self-Cleaning Condenser

The accumulation of dust in the condenser can cause the failure or breakdown of refrigerators. Refrigerators run normally until they reach a certain level of accumulation. At some point, when they are over the limit, their performance drops quickly resulting in damage to, or disposal of the stored products inside. The Self-Cleaning Condenser device keeps the condenser clean and prevents system failure by automatically brushing daily.

#### Digital temperature control & monitor system

- Keeps food products safe by maintaining constant temperatures
- Alarms that sound when doors are not sealed shut; protect against food spoilage that originates from cold air leaks
- Early warning alarm program detects issues before malfunction occurs
- Digital display allows for easy monitoring.
- Programs interpret the condition of refrigeration systems by self-diagnosis
- Rapid cool-down function (Turbo cooling)
- Automatic evaporator fan motor delays

#### Hydrocarbon refrigerants (R-290)

With innovative and eco-friendly technology, Turbo Air brings you hydrocarbon refrigerators designed to meet DOE's Energy Conservation Standards in 2017 and to use EPA's SNAP Program approved HC refrigerants. Hydrocarbon refrigerants do not deplete the ozone layer and have very low contribution to global warming (ODP-0, GWP-3).

#### Hot gas condensate system

Through Turbo Air's creative innovation, the condensate system surfaces have been specially treated to resist corrosion. This not only increases efficiency without the risk of refrigerant leakage from corrosion, but also thoroughly prevents the overflow of condensate water.

#### Stainless steel exterior

The Turbo Air M3 refrigerator model boasts a stainless steel exterior (galvanized steel top, bottom and back) and AL interior with stainless steel floor. It guarantees the utmost in cleanliness and long product life. Sharp corners and edges have been rounded to reduce the risk of injury. The M3 adds a touch of style to the most refined setting.

#### Door pressure release device

Pressure relief doors are designed to eliminate vacuum pressure and allow easy, instant door opening.

#### LED interior lighting

#### Adjustable, heavy duty, PE (polyethylene) coated wire shelves


#### High-density polyurethane insulation

The entire cabinet structure and solid doors are foamed-in-place using high density, CFC free polyurethane insulation.

#### Top mount compressor



#### Patented Self-Cleaning Condenser



This product is equipped with a fine mesh filter to the front of the condenser to catch dust, and a rotating brush that moves up and down daily to remove excess buildup outward and away.

#### Refrigerator holds 33°F ~ 38°F for the best in food preservation

- M3R47-2-N: Left hinged + Right hinged
- M3R47-2-N-AL: All left hinged
- M3R47-2-N-AR: All right hinged




| Model               | Swing Door | CU./FT. | #of Shelves | HP  | AMPS | Crated Weight (lbs.) | L x D x H <sup>†</sup> (inches)                                      |
|---------------------|------------|---------|-------------|-----|------|----------------------|--|
| M3R47-2-N(-AR)(-AL) | 2          | 42.3    | 6           | 1/3 | 2.8  | 401                  | 51 <sup>3</sup> / <sub>4</sub> x 30 <sup>3</sup> / <sub>4</sub> x 78 |

# Solid Door Refrigerator

Reach-In Top Mount  
M3 Series

## Model : M3R47-2-N(-AL)(-AR)

| ELECTRICAL DATA            |  |
|----------------------------|--|
| Voltage                    | 115/60/1   |
| Plug Type                  |  NEMA 5-15P |
| Full Load Amperes          | 2.8  |
| Compressor HP              | 1/3  |
| Feed Wires with Ground     | 3  |
| Cord Length (ft.)          | 9  |
| Refrigerant                | R-290  |
| DIMENSIONAL DATA           |  |
| # of Doors                 | 2  |
| # of Racks Accepted        | 2  |
| Net Capacity (cu. ft.)     | 42.3   |
| Ext. Length Overall (in.)  | 51 <sup>3</sup> / <sub>4</sub> (1314mm)  |
| Ext. Depth Overall (in.)*  | 30 <sup>3</sup> / <sub>4</sub> (780mm)   |
| Ext. Height Overall (in.)† | 78 (1981mm)  |
| Int. Length Overall (in.)  | 47 <sup>3</sup> / <sub>4</sub> (1213mm)  |
| Int. Depth Overall (in.)   | 26 <sup>1</sup> / <sub>2</sub> (675mm)   |
| Int. Height Overall (in.)  | 54 <sup>1</sup> / <sub>2</sub> (1378mm)  |
| # of Shelves               | 6  |
| Shelf Size (L x D) (in.)   | 23 x 23 <sup>1</sup> / <sub>2</sub>  |
| Gross Weight (lbs.)        | 401  |

Design and specifications subject to change without notice.

Actual shipping weight may differ due to extra packing materials for product protection.

\* Depth does not include 2" for rear condensate enclosure.

† Height does not include 5" for caster height.

### ■ WARRANTY : 5 Year Parts and Labor Warranty 7 Year Compressor Warranty

### ■ STANDARD FEATURES

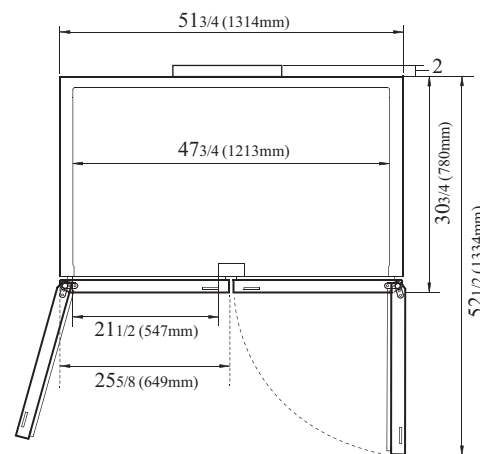
- Anti-corrosion coated evaporator
- Self-contained system
- Standard 4" dia. swivel casters with locks on the front set
- Door locks standard
- Magnetic door gaskets
- Solid and sturdy grille design

### ■ OPTIONAL ACCESSORIES

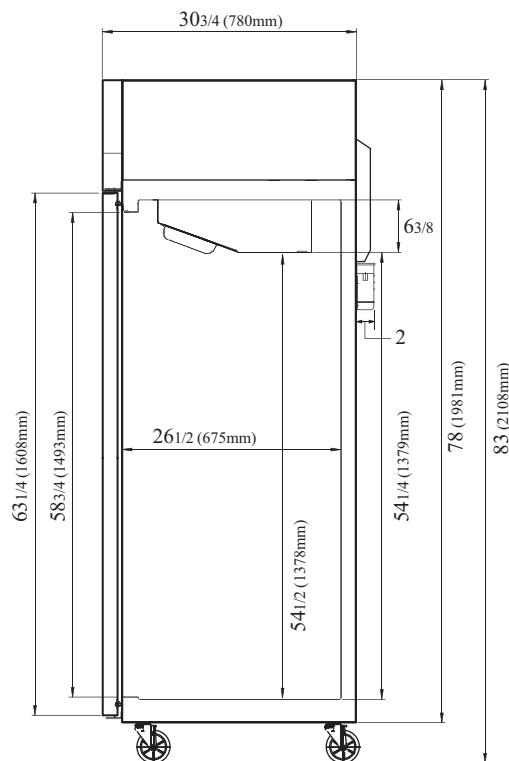
- 5" caster, 1/2" diameter & 13 TPI: M726500100 (non-brake), M726500200 (w/ brake)
- 6" stainless steel leg: 30221M0600
- Additional PE coated wire shelf: G8F1800101
- Half door bun tray rack: TSP-2224 (each holds up to six 18"L x 26"D sheet pans)
- Full door bun tray rack: TSP-2250 (each holds up to fifteen 18"L x 26"D sheet pans)

## PLAN VIEW

(unit : inch)



TOP VIEW



SIDE VIEW

Ver.20230119



- Turbo Air : 800-627-0032
- GK : 800-500-3519
- Warranty : 800-381-7770
- AC : 888-900-1002


REFRIGERATOR MANUFACTURER  
**Turbo air**

GERMAN  
KNIFE

RADIANCE

REFRIGERATION SYSTEM  
**Turbo air** **Texaking**

Continued product development may necessitate specification changes without notice.

|   |  |                    |
|---|--|--------------------|
|  <b>TRUE MANUFACTURING CO., INC.</b><br><b>U.S.A. FOODSERVICE DIVISION</b><br>2001 East Terra Lane • O'Fallon, Missouri 63366-4434 • (636)240-2400<br>Fax (636)272-2408 • Toll Free (800)325-6152 • Intl Fax# (001)636-272-7546<br>Parts Dept. (800)424-TRUE • Parts Dept. Fax# (636)272-9471 • www.truemfg.com | Project Name: _____<br>Location: _____<br>Item #: _____ Qty: _____<br>Model #: _____ | A/A #<br><br>S/S # |
|   | <b>Model: T-49-HC</b>  |                    |



### T-49-HC

- ▶ True's solid door reach-in's are designed with enduring quality that protects your long term investment.
- ▶ Designed using the highest quality materials and components to provide the user with colder product temperatures, lower utility costs, exceptional food safety and the best value in today's food service marketplace.
- ▶ Factory engineered, self-contained, capillary tube system using environmentally friendly R290 hydro carbon refrigerant that has zero (0) ozone depletion potential (ODP), & three (3) global warming potential (GWP).
- ▶ High capacity, factory balanced refrigeration system that maintains cabinet temperatures of 33°F to 38°F (.5°C to 3.3°C) for the best in food preservation.
- ▶ Adjustable, heavy duty PVC coated shelves.
- ▶ Positive seal self-closing doors. Lifetime guaranteed door hinges and torsion type closure system.

**Bottom mounted units feature:**

- ▶ "No stoop" lower shelf.
- ▶ Storage on top of cabinet.
- ▶ Compressor performs in coolest, most grease free area of kitchen.
- ▶ Easily accessible condenser coil for cleaning.







## ROUGH-IN DATA

Specifications subject to change without notice.  
 Chart dimensions rounded up to the nearest 1/8" (millimeters rounded up to next whole number).

| Model   | Doors | Shelves | Cabinet Dimensions (inches) (mm) |               |                | HP         | Voltage                  | Amps       | NEMA Config. | Cord Length (total ft.) (total m) | Crated Weight (lbs.) (kg) |
|---------|-------|---------|----------------------------------|---------------|----------------|------------|--------------------------|------------|--------------|-----------------------------------|---------------------------|
|         |       |         | W                                | D             | H*             |            |                          |            |              |                                   |                           |
| T-49-HC | 2     | 6       | 54 1/8<br>1375                   | 29 1/2<br>750 | 78 3/8<br>1991 | 1/2<br>1/3 | 115/60/1<br>230-240/50/1 | 5.4<br>2.4 | 5-15P<br>▲   | 9<br>2.74                         | 450<br>205                |

\* Height does not include 5" (127 mm) for castors or 6" (153 mm) for optional legs.

▲ Plug type varies by country.

|   |                   |                      |
|---|-------------------|----------------------|
|       | <b>APPROVALS:</b> | <b>AVAILABLE AT:</b> |
| 5/20  | Printed in U.S.A. |                      |

Model:  
**T-49-HC**

**T-Series:**  
*Reach-In Solid Swing Door Refrigerator with Hydrocarbon Refrigerant*



**STANDARD FEATURES**

**DESIGN**

- True's commitment to using the highest quality materials and over sized refrigeration systems provides the user with colder product temperatures, lower utility costs, exceptional food safety and the best value in today's food service marketplace.

**REFRIGERATION SYSTEM**

- Factory engineered, self-contained, capillary tube system using environmentally friendly R290 hydro carbon refrigerant that has zero (0) ozone depletion potential (ODP), & three (3) global warming potential (GWP).
- High capacity, factory balanced refrigeration system that maintains cabinet temperatures of 33°F to 38°F (.5°C to 3.3°C) for the best in food preservation.
- State of the art, electronically commutated evaporator and condenser fan motors. ECM motors operate at higher peak efficiencies and move a more consistent volume of air which produces less heat, reduces energy consumption and provides greater motor reliability.
- Bottom mounted condensing unit positioned for easy maintenance. Compressor runs in coolest and most grease free area of the kitchen. Allows for storage area on top of unit.

**CABINET CONSTRUCTION**

- Exterior - Stainless steel front. Anodized quality aluminum ends. Corrosion resistant GalFan coated steel back.
- Interior - attractive, NSF approved, clear coated aluminum liner. Stainless steel floor with coved corners.

- Insulation - entire cabinet structure and solid door are foamed-in-place using a high density, polyurethane insulation that has zero ozone depletion potential (ODP) and zero global warming potential (GWP).
- Welded, heavy duty steel frame rail, black powder coated for corrosion protection.
- Frame rail fitted with 4" (102 mm) diameter stem castors - locks provided on front set.

**DOORS**

- Stainless steel exterior with clear aluminum liner to match cabinet interior. Doors extend full width of cabinet shell. Door locks standard.
- Lifetime guaranteed recessed door handles. Each door fitted with 12" (305 mm) long recessed handle that is foamed-in-place with a sheet metal interlock to ensure permanent attachment.
- Positive seal self-closing doors. Lifetime guaranteed door hinges and torsion type closure system.
- Magnetic door gaskets of one piece construction, removable without tools for ease of cleaning.

**SHELVING**

- Six (6) adjustable, heavy duty PVC coated wire shelves 24 5/16"L x 22 3/8"D (624 mm x 569 mm). Four (4) chrome plated shelf clips included per shelf.
- Shelf support pilasters made of same material as cabinet interior; shelves are adjustable on 1/2" (13 mm) increments.

**LIGHTING**

- LED Interior lighting - safety shielded. Lights activated by rocker switch mounted above doors.

**MODEL FEATURES**

- Exterior temperature display.
- Evaporator is epoxy coated to eliminate the potential of corrosion.
- NSF/ANSI Standard 7 compliant for open food product.

**ELECTRICAL**

- Unit completely pre-wired at factory and ready for final connection to a 115/60/1 phase, 15 amp dedicated outlet. Cord and plug set included.



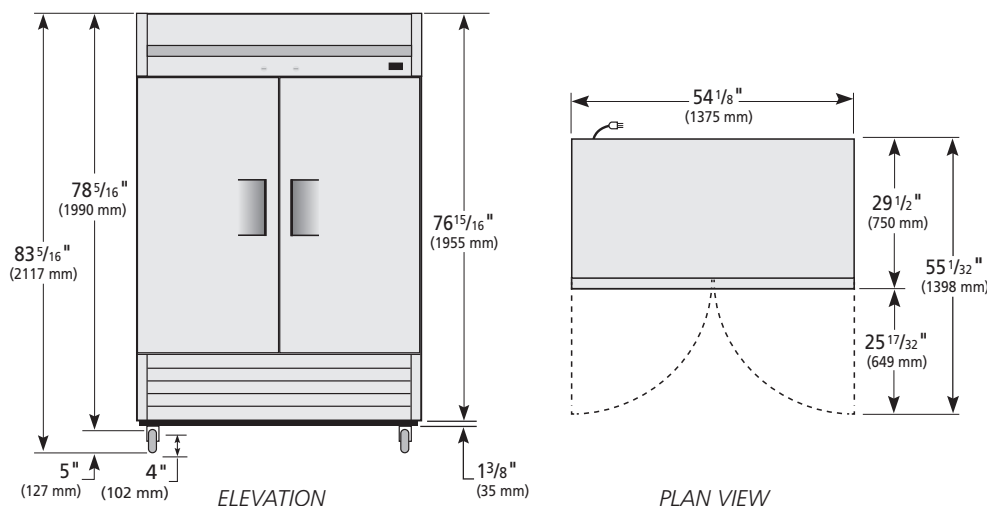
115/60/1  
NEMA-5-15R

**OPTIONAL FEATURES/ACCESSORIES**

Upcharge and lead times may apply.

- 230 - 240V / 50 Hz.
- 6" (153 mm) standard legs.
- 6" (153 mm) seismic/flanged legs.
- 2 1/2" (64 mm) standard legs.
- Alternate door hinging (factory installed).
- Half door bun tray racks. Each holds up to eleven 18"L x 26"D (458 mm x 661 mm) sheet pans (sold separately).
- Full door bun tray racks. Each holds up to twenty-two 18"L x 26"D (458 mm x 661 mm) sheet pans (sold separately).

**PLAN VIEW**



**3 YEAR** PARTS + LABOR  
**7 YEAR** COMPRESSOR  
**WARRANTY**  
 (U.S.A. only)

METRIC DIMENSIONS ROUNDED UP TO THE NEAREST WHOLE MILLIMETER  
 SPECIFICATIONS SUBJECT TO CHANGE WITHOUT NOTICE



|         |           |       |      |    |      |
|---------|-----------|-------|------|----|------|
| Model   | Elevation | Right | Plan | 3D | Back |
| T-49-HC |           |       |      |    |      |

**TRUE MANUFACTURING CO., INC.**



by

**Admiral Craft**

Equipment Corp.

## Solid Door Reach-In Refrigerators



Grista's Solid Door Reach-In Refrigerators are constructed of a heavy duty stainless steel exterior making them strong and durable enough to survive any kitchen environment. The cooling units are bottom mounted and slide out for easy maintenance and cleaning. All models come with 4" casters and plastic coated wire shelving that is easily removable to adjust the shelf height. The front digital controllers and LED readout makes it easy to adjust the interior temperature. These models are ETL Listed and ETL Sanitation. They are backed with a 1 year warranty on parts and labor and a 5 year warranty on the compressor.

### Product Features

- Easy to clean 430 series stainless steel exterior
- Painted white aluminum interior
- Digital temperature control ranges 33-40°F in refrigerators and -7°F - 0°F in freezers
- 3 epoxy coated corrosion resistant shelves with 90 lb. capacity each
- Self-closing door with stay open feature beyond 90°
- Bottom mounted condensing unit positioned for easy maintenance
- Preprogrammed digital control featuring auto defrost cycle
- Foamed in place insulation helps provide strength while helping to maintain internal temperature
- Eco-friendly R290 hydrocarbon refrigerant
- Ships complete with casters

GRRF-1D



GRRF-2D



### Specifications

| Model Number             | GRRF-1D            | GRRF-2D            |
|--------------------------|--------------------|--------------------|
| Doors                    | 1                  | 2                  |
| Shelves                  | 3                  | 6                  |
| Net Volume (Cu. Ft.)     | 23                 | 48                 |
| Overall Dimensions (in)  | 29"W x 32"D x 82"H | 54"W x 32"D x 82"H |
| Interior Dimensions (in) | 24"W x 27"D x 60"H | 49"W x 27"D x 60"H |
| Horsepower               | 1/5                | 1/4+               |
| Refrigerant              | R290               | R290               |
| Voltage/Hertz/Phase      | 115/60/1           | 115/60/1           |
| Amps                     | 2.6                | 3.8                |
| Net Weight (lbs)         | 278 lbs            | 445 lbs            |
| Gross Weight (lbs)       | 322 lbs            | 512 lbs            |
| Shipping Dimensions (in) | 31"L x 35"W x 83"H | 56"L x 35"W x 83"H |

CALL FOR MORE INFO: 1.800.223.7750

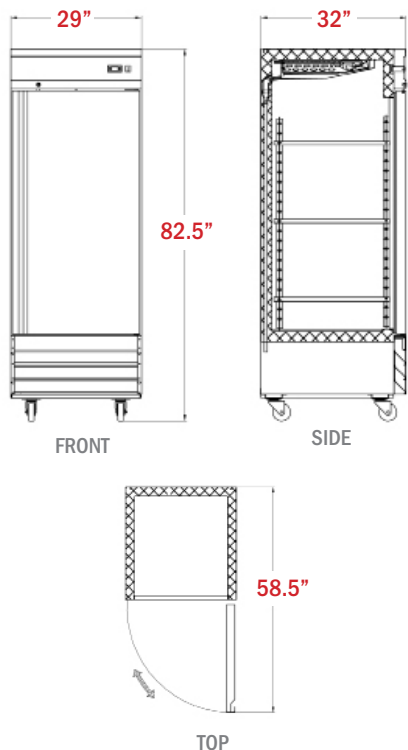
VISIT: [www.admiralcraft.com](http://www.admiralcraft.com)



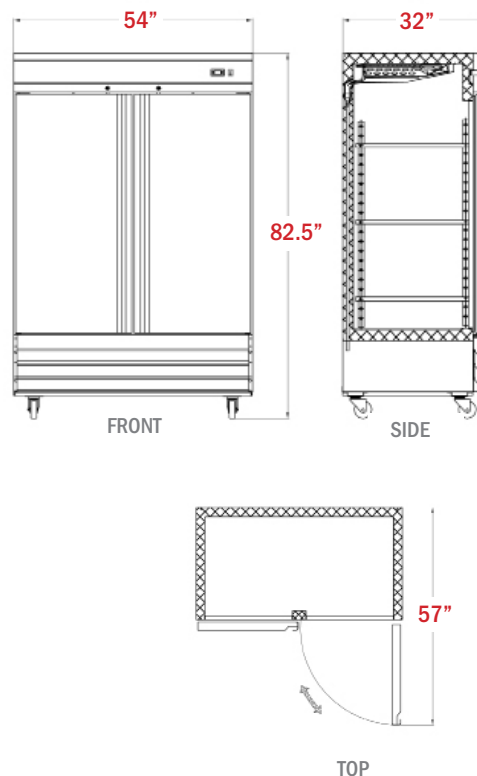
## Solid Door Reach-In Refrigerators

### Plan Views

GRRF-1D



GRRF-2D



### Features

#### Cooling System

- Refrigeration units use environmentally friendly R290 refrigerant that maintain a temperature range of 33°-40°F
- Bottom mounted cooling unit slides out for easy cleaning and maintenance and allows for storage area on top of the unit
- Rugged built axial evaporator fans run efficiently with low velocity and high volume air flow

#### Electrical Control

- Electric LED temperature controller provides a digital display of cabinet temperatures and allows for easy temperature adjustments when necessary
- Temperature controller initiates automatic defrost schedule for worry free use
- 7 foot power cord with NEMA 5-15 plug



#### Cabinet Construction

- Exterior is constructed of 430 stainless steel including the doors
- Interior is constructed of a painted aluminum liner
- The cabinet is insulated throughout with a foamed-in-place high density cell polyurethane insulation

#### Door(s)

- Stainless steel exterior with aluminum liner on the inside
- Positive self-closing doors with microswitch that shuts the evaporator fans off when the door is open
- Recessed handles are built into the door for easy opening and closing
- Locking door keep items inside secure after hours
- Stainless steel doors are field reversible

#### Shelving

- Adjustable plastic coated steel shelves that have a load capacity of up to 90 lbs per shelf

#### Model Features

- Incandescent interior lighting activated by door switch
- 4" casters come standard on all stainless steel models. 2 locking wheels and 2 non-locking wheels.

**Mr. Rother**  
**March 2024**  
**Superintendent & Tecumseh Site Elementary Board Report**

- February Thunderbirds of the Month:
  - K - Blayke Broadfoot, Christopher Duarte-Chavez, Emmarie Shullaw, Carter Mills, Merida Britt, Izzabella Brown, Ryder Myers, Hazel Whited
  - 1st - Liam Little, Wren Bischoff, Addy McCoppin, Owen Bowman, Grady Pollard, Zannah Duff, Aidaly Merlin-Lara, Freyja Walton, Emry Reynolds, Colton Bailey
  - 2nd - Baeley Neemann, Isabell Gerking, Shelby Rothfuss, Leo King, Karter Shullaw, Connor Mecham, Lili Sejkora, Ava Herbert, Bryson Bailey, Austyn Broadfoot
  - 3rd - Isabelle Linville, Brylee Cropp, Mason Nichols, Jacob Griess, Randy Louis, Ethan Barnes, Baylee Shirley, Raytin Wagner
- JCC's State Aid will increase by \$27,742.00 for the 2024-2025 school year.



1311 Stockwell - Lincoln, Nebraska 68502

## Inspection Summary Report

Johnson County Central Public Schools - Cook and Tecumseh, Nebraska

Loss Control Visit Completed by Matt Fisher on February 16, 2024

Key Personnel met with – Russ Waring, Director of Maintenance and Casey Fricke, Director of Janitorial Services

**BUILDINGS:** The focus of my visit this year was the intermediate building located in Cook. Along with the main building I also toured the two metal buildings adjacent. These buildings are currently being used as a maintenance shop and for storage. The district is considering locating an industrial tech shop in one of the buildings.

### **ADMINISTRATIVE INTERVIEW:**

The Workmen's Compensation Modifier for Johnson County Central for 2023-24 school year moved down slightly from 1.16 to 1.14. A significant claim from a couple years ago is still driving the modifier up. Having a modifier that is above 1.0 results in the district paying substantially more for workman's compensation coverage. With the current age of the facilities in the district there is a greater potential for employee, as well as student, injuries.

I would again encourage the utilization of the Safe Schools / Vector safety training modules. This might prove to be a good tool for helping employees to understand some of the safety hazards inherent with older buildings.

The JCC facilities are in the latter part of their usable life. As such they present some safety and security concerns that newer facilities do not have. Consequently, the staff in each building needs to be extra vigilant when looking for potential hazards to student and staff safety. Regular inspections of all areas of the buildings should be conducted and needed repairs documented and made as quickly as possible. Additional supervision of students when they are in the hallways and in common areas should be planned for. The layout of the buildings, along with the need for movement between buildings presents some significant safety concerns. As soon as financially feasible the district should update facilities with a focus on minimizing student transitions and creating safe and inviting spaces to serve student needs.

The district is working to meet all of the safety requirements put forth through state and federal laws as well as those outlined Nebraska Department of Education Rule 10. A safety committee is in place to review security measures and to give employee work groups a chance to share safety concerns they may have. Safety drills are being conducted in accordance with required schedules. Additionally, safety equipment is present throughout the facilities and staff have receive appropriate training in safety procedures.

**WALK THROUGH SUMMARY:** Mr. Waring and Mr. Fricke joined me as I toured the facility at Cook.

**Commendations:**

1. The Cook building has a fire suppression sprinkler system throughout much of the structure.
2. Signage for the AEDs located in this building is very good. The three dimensional signs allow for the location of the AED to be spotted from some distance away.
3. The music room in this building is good sized and allows for appropriate storage of instruments while leaving ample space for instructional activities.
4. Science room is equipped with a chemical shower and an eyewash station. This safety equipment should be tested at least annually to make sure it will function properly in the event of an emergency.
5. The district is looking to expand opportunities for students with the introduction of Industrial Tech / Ag instruction. In order to do this a considerable investment in the shop building that will be utilized for this purpose will need to be made. The old woodshop appears to be the simpler building to bring to code. It will still require new exit and emergency lighting, an effective venting system, and likely an electrical upgrade. The cement area between the main building and this building will have to be reworked to remove trip and slip hazards and to reroute the drainage for this area.

**Recommendations:**

1. The ability to observe and interact with people who come to the building prior to granting them access to the building does not exist. Plans should be made to add a secure vestibule and reconfigure offices so that visitors must pass through the office prior to being admitted to the rest of the building.
2. Many of the exit and emergency lights in this building did not have a proper battery backup. Because the cost of replacing batteries is similar to the cost of installing new LED emergency equipment that would be recommended as an action that should be considered for the entire building.
3. The maintenance team indicated that maintaining appropriate heating and cooling in all parts of the building is a problem. An update of equipment should be considered as maintaining a proper learning environment is essential to effective learning.

4. There also appears to be drainage and plumbing issues in the lower part of this building. One of the stalls in a locker room was inoperable because of ineffective plumbing. I was also informed that the showers in the locker rooms have never drained properly. These issues present regular daily safety concerns. They also are a grave concern when considering what might happen with the mechanical equipment that is located on this level of the building.
5. The utilization of the old gym for both recess as well as serving breakfast and lunch causes a need for tables in this space to be set up multiple times a day. Not only is this inefficient but it also introduces multiple opportunities for employee injuries as the staff have to move heavy tables around and set them up and take them down.
6. The kitchen space in this building is dangerously small. There is very little room for kitchen workers to move between equipment that in many cases will be dangerously hot. The floor in some places in the kitchen is also uneven. Mixing in the age of the equipment used here and there is no doubt that injuries to staff are bound to occur. Creating an enlarged kitchen with updated equipment should be a priority.

**SUMMARY:** It is apparent that staff members are working to try to maintain as safe an environment as possible in the JCC district. However, the age and configuration of the buildings in the district make addressing safety concerns a challenge. Additionally, the uncertainty of the future of the facilities makes it hard to know what investment in them should be made. The ideal solution would be the construction of new, safely designed buildings. However, if that is something that seems unlikely to happen in the next couple of years, a substantial investment needs to be made to enhance the overall safety of all the buildings in the district.

Matt Fisher, NASB, ALICAP    [mfisher@nasbonline.org](mailto:mfisher@nasbonline.org)    (308) 380-4753

**Disclaimer:** *Because it is solely your responsibility to make safety and health inspections and take whatever actions may be necessary to prevent losses, enforce safety procedures, detect and eliminate hazardous conditions and comply with any federal, state, or local law, annual NDE Rule 10 review or any other rule or regulation concerning safety or health, we must advise you that by conducting surveys and issuing recommendations or reports, ALICAP does not undertake to render services or assume a duty to you or for your benefit or to any third person's benefit. ALICAP's surveys, recommendations and reports are made solely for the purpose of aiding us in reducing our losses and are not intended to detect or point out all the hazardous conditions on your property or in your operations. There may be hazardous conditions on your property or in your operations which have not been either detected or pointed out to you. You must not rely solely on ALICAP's surveys, recommendations or reports to discover any hazardous conditions as it is your responsibility to do so.*

**Johnson County Central Public Schools**  
**Plan for Safe Return to In-Person Instruction and Continuity of Services**

**REVISED: July 14, 2021 (School Newsletter & School Board Meeting)**

**REVIEWED: February 9, 2022 (School Board Meeting)**

**REVIEWED: August 10, 2022**

**REVIEWED: February 8, 2023**

**REVIEWED: August 9, 2023**

**REVIEWED: March 12, 2024 (School Board Meeting)**

\*(Southeast District Health Department will be the primary resource for aiding JCC in any viral outbreak related decisions.)

In accordance with the American Rescue Plan and Elementary and Secondary School Emergency Relief Fund (ESSER), Johnson County Central Public Schools has developed the following plan for safe return to school. In order to receive ARP ESSER funds, JCC must address the following areas:

**a) Universal and correct wearing of masks.**

*The use of masks or facial coverings is optional at all times for JCC students, staff and visitors. Should the use of masks be needed at any point throughout the 2021-2022 school year, JCC staff will instruct students on the proper situations to use masks and their proper fitting.*

**b) Modifying facilities to allow for physical distancing.**

*Should conditions facilitate the need for physical distancing at JCC, all staff are prepared to organize student spaces to allow for appropriate distancing.*

**c) Handwashing and respiratory etiquette.**

*Students at JCC are regularly taught appropriate sanitary practices. All lavatory spaces are equipped with instructive posters for proper handwashing procedures.*

**d) Cleaning and maintaining healthy facilities, including improving ventilation.**

*JCC employs a full team of custodial staff to ensure clean, healthy facilities. The sanitation of classrooms is taught to students and staff who also help in sanitation efforts. Up-to-date HVAC systems are in place with regular maintenance of air filters.*

**e) Contact tracing in combination with isolation and quarantine, in collaboration with State, local, territorial, or Tribal health departments.**

*Health regulations and recommendations concerning isolation and/or quarantine will be taken into account for each individual case at JCC, as well as clinical advice from family practitioners.*

**f) Diagnostic and screening testing.**

*In the event of a symptomatic student or staff member, JCC health services will implement current health/illness protocols and policy.*

**g) Efforts to provide vaccinations to school communities.**

*JCC health services and administration will cooperate with the SEDHD to determine if and when a vaccine shot clinic is warranted. JCC staff will help organize vaccination efforts and requests by students, staff and patrons.*

**h) Appropriate accommodations for children with disabilities with respect to the health and safety policies.**

*Any health and safety concerns for students with disabilities will be addressed through decisions made by the Individualized Education Plan (IEP) Team.*

**i) Coordination with State and local health officials. Including the needs for support and technical assistance to implement strategies consistent to the greatest extent practicable, with relevant CDC guidance.**

*JCC will continue to partner with SEDHD through weekly meetings as well as clinical advice from local family practitioners. Communication with local family practitioners will be done on an “as needed” basis.*

*Nebraska Council of School Administrators*

**Mid-Session Report:  
NCSA Legislative Bill Summaries  
of Measures with NON-Priority Designation**

*By Dr. Mike Dulaney  
NCSA Executive Director  
March 6, 2024*

*This report provides the status of measures  
that do not have a priority designation*

| <b><i>Bill</i></b> | <b><i>Sponsor</i></b> | <b><i>Status</i></b>                     | <b><i>Subject</i></b>  | <b><i>Pg.</i></b> |
|--------------------|-----------------------|--|--|-------------------|
| LB 299             | Linehan               | Passed and Signed into Law               | Require approval by the voters of a school district or educational service unit for the issuance of certain bonds under the Interlocal Cooperation Act               | 1                 |
| LB 147             | Kauth                 | Passed<br><i>(Presented to Governor)</i> | Change procedures for property tax refunds   | 1                 |
| LB 303             | Linehan               | Passed<br><i>(Presented to Governor)</i> | Change provisions relating to an annual estimate for necessary funding under the Tax Equity and Educational Opportunities Support Act                                | 1                 |
| LB 198             | McDonnell             | Final Reading                            | Provide for a return to work and authorize contributions under the School Employees Retirement Act and the Class V School Employees Retirement Act                   | 2                 |
| LB 304             | Linehan               | Final Reading                            | Require political subdivisions to disclose membership dues and lobbying fees   | 3                 |
| LB 285             | Walz                  | Select File                              | Adopt the School Community Eligibility Provision Maximization Act  | 3                 |
| LB 165             | Geist                 | General File                             | Include elementary and secondary schools in the Nebraska educational savings plan trust and change tax benefits  | 4                 |
| LB 635             | Albrecht              | General File                             | Provide requirements regarding access to digital and online resources provided for students by school districts, and the Nebraska Library Commission                 | 4                 |
| LB 800             | Murman                | General File                             | Change provisions relating to the Superintendent Pay Transparency Act and provide a limit for superintendent and educational service unit administrator compensation | 5                 |
| LB 835             | Blood                 | General File                             | Adopt the School Psychologist Interstate Licensure Compact   | 7                 |
| LB 878             | Holdcroft             | General File                             | Change provisions regarding certain bond and related elections   | 8                 |
| LB 1014            | Walz                  | General File                             | Change requirements relating to school psychologists   | 10                |

| <i>Bill</i> | <i>Sponsor</i> | <i>Status</i> | <i>Subject</i>   | <i>Pg.</i> |
|-------------|----------------|---------------|--|------------|
| LB 1029     | Conrad         | General File  | Change provisions relating to compulsory school attendance regarding illness   | 11         |
| LB 1052     | Walz           | General File  | Allow a teacher employed at an approved or accredited public, private, denominational, or parochial school to receive reimbursement for school supplies  | 11         |
| LB 1091     | Murman         | General File  | Provide requirements and restrictions for school boards relating to professional employees' organizations  | 11         |
| LB 1152     | Brewer         | General File  | Change provisions relating to elections, motor vehicle operators' licenses, and state identification cards   | 13         |
| LB 1193     | Conrad         | General File  | Provide a process for a parent or guardian to request such person's child repeat a grade under certain circumstances                                     | 13         |
| LB 1201     | Hardin         | General File  | Change provisions under the Early Childhood Education Grant Program and redefine terms under TEEOSA  | 14         |
| LB 1273     | Murman         | General File  | Provide for admission of and participation in extracurricular activities by certain students that are not residents of the school district as prescribed | 14         |
| LB 1328     | Murman         | General File  | Change provisions relating to the classification of school districts   | 14         |
| LB 1365     | McDonnell      | General File  | Change provisions relating to OSERS, the PERB, NPERS, and the State Personnel System   | 15         |
| LB 1377     | Walz           | General File  | Change requirements relating to training for certain school employees  | 16         |

|               |                           |   |  |
|---------------|---------------------------|---|--|
| <b>LB 299</b> | <i>Sponsor</i><br>Linehan | <i>Status</i><br>Passed and<br>Signed into<br>Law | <i>Subject</i><br>Require approval by the voters of a school district or educational service unit for the issuance of certain bonds under the Interlocal Cooperation Act |
|---------------|---------------------------|---|--|

LB 299 provides that any future joint entity that includes a Nebraska school district or an educational service unit, such joint entity may not issue any bonds until the question of issuing the bonds has been submitted to the qualified electors of each Nebraska school district or educational service unit that is part of the joint entity at an election called for that purpose and, within each such school district or educational service unit, a majority of the qualified electors voting on the question voted in favor of issuing the bonds.

The joint entity must give notice of the election at least 50 days prior to the election. The question of issuing bonds may be submitted at the statewide primary or general election.

The question of bond issues, when defeated, may not be resubmitted in substance for a period of at least six months after the date of the election.

LB 299 became law on February 14, 2024.

|               |                         |   |  |
|---------------|-------------------------|---|--|
| <b>LB 147</b> | <i>Sponsor</i><br>Kauth | <i>Status</i><br>Passed<br><i>(Presented to<br/>Governor)</i> | <i>Subject</i><br>Change procedures for property tax refunds |
|---------------|-------------------------|---|--|

Current provisions of law relevant to property tax refunds (§ 77-1736.06), require that, within 30 days from the date the county assessor certifies the amount of the refund, the county treasurer must notify each political subdivision, including any school district receiving a distribution, of its respective share of the refund, except that, for any political subdivision whose share of the refund is \$200 or less, the county board may waive this notice requirement.

LB 147 provides that, for any political subdivision whose share of the refund is \$1,000 or less, the governing body of the political subdivision may waive the notice requirement by notifying the county treasurer in writing.

Notification would be by (i) first-class mail, postage prepaid, to the last-known address of record of the political subdivision or (ii) electronic means if requested in writing by the governing body of the political subdivision.

|               |                           |   |   |
|---------------|---------------------------|---|---|
| <b>LB 303</b> | <i>Sponsor</i><br>Linehan | <i>Status</i><br>Passed<br><i>(Presented to<br/>Governor)</i> | <i>Subject</i><br>Change provisions relating to an annual estimate for necessary funding under the Tax Equity and Educational Opportunities Support Act |
|---------------|---------------------------|---|---|

LB 303 amends one of the few original sections of LB 1059 (1990), which created the Tax Equity and Educational Opportunities Support Act. This section was last updated in 1999.

Section 79-1031 requires NDE, with assistance from the Property Tax Administrator, the Legislative Fiscal Analyst, and the budget division of the Department of Administrative Services, to annually, by November 15, provide an estimate of the necessary funding level for the next school fiscal year under TEEOSA to the Governor, the Appropriations Committee of the Legislature, and the Education Committee of the Legislature.

LB 303 requires that a legal counsel or research analyst from the Education Committee and a legal counsel or research analyst from the Revenue Committee be included in the process of providing an estimate on funding level.

---

| <b>LB 198</b> | <i>Sponsor</i> | <i>Status</i> | <i>Subject</i>   |
|---------------|----------------|---------------|--|
|               | McDonnell      | Final Reading | Provide for a return to work and authorize contributions under the School Employees Retirement Act and the Class V School Employees Retirement Act |

### Background

In the 2022 Session, Nebraska school advocates united around LB 147, which allowed retired educators to substitute teach more often without jeopardizing their retirement benefits. In the current teacher shortage, schools sought more, not less, flexibility in finding help. LB 147 provided this needed leeway by specifying that a retired teacher can now substitute teach for up to eight days during their 180-day break in service without losing any retirement benefits.

At some point after LB 147 was signed into law, NPERS (State Retirement Agency) interpreted its “termination of employment” rules in a new way. For reference, the retirement statutes define “termination of employment” as an event when “the member experiences a bona fide separation from service of employment with the member’s employer... .” A “termination of employment” triggers various requirements, including the general rule that the employee cannot work for 180 days.

However, as early as August, NPERS began informing schools that a school employee typically cannot work for 180 days after the employee terminates employment for nearly any reason. This new interpretation (for example) would prevent a teacher who leaves at semester to stay home to care for her ill parents to avoid employment with a public school for 180 days after the semester break.

A workgroup comprised of NCSA, NSEA, and OPS representatives, school attorneys, NPERS officials, and legislative aides worked over a period of months during the interim to formulate a solution to the problem.

### The Solution

LB 198 was introduced with language painstakingly prepared by the workgroup. The bill amends both the School Plan and the OPS (Class V) Plan.

Under the bill, a member who experiences a separation from service with the member’s employer but has not submitted a retirement application or a request for distribution, or received a retirement benefit, disability retirement benefit, or distribution from the retirement system, may return to work as a (i) temporary employee, (ii) substitute employee, or (iii) volunteer for any employer participating in the retirement system.

The Emergency (“E”) Clause is attached to the bill.

---

|               |                |               |  |
|---------------|----------------|---------------|--|
| <b>LB 304</b> | <i>Sponsor</i> | <i>Status</i> | <i>Subject</i>   |
|               | Linehan        | Final Reading | Require political subdivisions to disclose membership dues and lobbying fees |

LB 304 requires all political subdivisions, including school districts and ESUs, to publicly disclose the following on its website:

- (a) Membership dues paid annually to any association or organization, identifying each association or organization and the dues amounts paid; and
- (b) Fees paid to any individual lobbyist or lobbying firm other than any fees paid for lobbying services that may be included in the membership dues.

For any political subdivision that does not have a website, the information may be made available upon request to any member of the public at the office of the political subdivision.

---

|               |                |               |   |
|---------------|----------------|---------------|---|
| <b>LB 285</b> | <i>Sponsor</i> | <i>Status</i> | <i>Subject</i>  |
|               | Walz           | Select File   | Adopt the School Community Eligibility Provision Maximization Act |

LB 285 creates the School Community Eligibility Provision Maximization Act.

The bill provides that each qualified public school that has an “identified student percentage” greater than or equal to 50% must operate under the community eligibility provision to maximize the federal reimbursement for eligible breakfasts and eligible lunches.

NDE may grant a waiver of the requirements noted above to a school district that is able to demonstrate that participation in the community eligibility provision is not financially viable for the district. The waiver may be of a specified length of time as determined by the department.

NDE must provide technical assistance to any school district that is granted a waiver to support the school district’s adoption of the community eligibility provision in subsequent years.

The State Board of Education is required to adopt and promulgate rules and regulations to establish a process for granting an annual waiver, including a process and criteria for determining if participation in the community eligibility provision is viable for a school district.

“Identified student percentage” is defined as the identified student percentage calculated for high-poverty schools as specified under regulations promulgated by the U.S. Department of Agriculture.

“Qualified public school” is defined as a school operated by a school district that is participating in the school breakfast program or the national school lunch program under the federal Child Nutrition Act of 1966 or the federal Richard B. Russell National School Lunch Act.

---

|               |                |               |   |
|---------------|----------------|---------------|---|
| <b>LB 165</b> | <i>Sponsor</i> | <i>Status</i> | <i>Subject</i>  |
|               | Geist          | General File  | Include elementary and secondary schools in the Nebraska educational savings plan trust and change tax benefits |

In 2000, the Nebraska Legislature passed legislation (LB 1003) creating the Nebraska Educational Savings Plan (NEST), which is a tax-advantaged 529 college savings program to help make saving for college more affordable.

NEST contributions are made with after-tax dollars, and earnings grow federally and state tax-deferred while invested. Any investment growth is to be used for college expenses. When it’s time to use those funds for college, withdrawals can be tax-free if the funds are used for qualified college expenses like tuition, books, and equipment.

- There is a \$500,000 contribution limit for each beneficiary.
- Nebraska account owners receive tax advantages for investing in NEST, including up to an annual \$10,000 state income tax deduction.

LB 165 would expand the original program to include expenses for tuition in connection with enrollment or attendance at an elementary or secondary school but does not include any amounts in excess of \$10,000 per beneficiary per taxable year.

Tuition, for purposes of an elementary or secondary school, is defined as the charges imposed for tuition in connection with enrollment or attendance at the elementary or secondary school. Private school advocates have been seeking to change the Nebraska 529 plan for many years.

---

|               |                |               |  |
|---------------|----------------|---------------|--|
| <b>LB 635</b> | <i>Sponsor</i> | <i>Status</i> | <i>Subject</i>   |
|               | Albrecht       | General File  | Provide requirements regarding access to digital and online resources provided for students by school districts, and the Nebraska Library Commission |

LB 635 permits a school district, a school, or the Nebraska Library Commission to offer one or more educational research databases to students in K-12 only if the vendor or provider of the educational research database verifies that the database complies with the following.

An educational research database offered by a school district, a school, or the Nebraska Library Commission to students in K-12 must have technology protection measures that:

- (a) Filter and block access to all materials obscene as to minors or harmful to minors; and
- (b) Establish an account for each student in K-12 using such educational research database and require verification of account information when the student accesses the educational

research database. An account is defined as a unique login for each educational research database user indicating that the user is a student in K-12.

The bill requires a school district or school to:

- (a) Provide the account credential of each student in K-12 to the student's parent or guardian and allow the parent or guardian access to all materials accessible to the student; and
- (b) Prohibit any shared or group accounts, distinct from the account, for use of any educational research database.

Notwithstanding any contract provision to the contrary for a contract entered into or renewed or extended after the operative date of the bill, if a vendor or provider of an educational resource database fails to comply with the requirements, the school district, the school, or the Nebraska Library Commission may withhold further payments, if any are due, to the vendor or provider pending verification of compliance.

The withholding of payments would not be considered a breach of contract on the part of the school district, the school, or the Nebraska Library Commission.

Notwithstanding any contract provision to the contrary for contracts entered into or renewed or extended after the operative date of the bill, if a vendor or provider of an educational resource database fails to timely verify that the vendor or provider is in compliance, such failure of verification, if proven, presents a presumption of a breach of contract on the part of the vendor or provider.

By December 1 of each year, the Nebraska Library Commission and NDE must electronically submit to the Governor and the Education Committee a comprehensive written report on any noncompliance and incidental violations.

---

| <b>LB 800</b> | <i>Sponsor</i> | <i>Status</i> | <i>Subject</i>   |
|---------------|----------------|---------------|--|
|               | Murman         | General File  | Change provisions relating to the Superintendent Pay Transparency Act and provide a limit for superintendent and educational service unit administrator compensation |

*\*\* Summary by Justin Knight, Perry Law Firm \*\**

LB 800 is an administrator “salary cap” bill. As discussed more fully below, the bill would set a maximum amount of total compensation that a school’s superintendent may earn. Although this type of legislation has been introduced in the past, LB 800 now has 13 co-sponsors (on both sides of the aisle).

The primary purpose of LB 800 is to amend the Nebraska Superintendent Transparency Act to establish limits on superintendent compensation. For those who remember the debate around the Nebraska Superintendent Transparency Act, the Legislature was concerned about superintendent compensation and sought a way to ensure that the public had better insight into a superintendent’s

contract costs. The theory was that taxpayers would voice concerns to their school board and begin reducing superintendent compensation.

The constraints of LB 800 appear straightforward: no school board or ESU board may enter into a superintendent or administrator contract if the superintendent's "compensation" in a contract year exceeds five times the compensation for a "beginning teacher" in the district or ESU. The bill's formula for calculating superintendent compensation focuses on two definitions: "compensation" and "benefits." LB 800 defines "compensation" as "a reasonable estimate of the total amount of salary and benefits to be paid by a school district or educational service unit in exchange for personal services performed during a contract year . . ." A "benefit" includes "any amount . . . to be paid during the contract year or to be paid in the future by a school district or educational service unit in exchange for the personal services performed during such contract year," including (1) employer's NPERS contributions; (2) early retirement incentives; (3) "cash awards;" (4) severance pay; (5) annuity contributions; (6) life, health, or disability insurance premiums (or cash-in-lieu of payments); and (7) maximum cash payments for accrued but unused leave.

A beginning teacher's compensation includes "the maximum benefits generally available to a teacher who does not receive additional compensation for duties beyond the standard teaching contract."

If LB 800 passes, each school district and ESU will need to begin by calculating their beginning teacher's compensation, which may not be as clear as the definition suggests. For one, the term "maximum benefits" is not defined. This uncertainty will be problematic in calculating a teacher's "maximum benefit" for health insurance, especially in districts that offer dual-choice, HSA's, and other health-related benefits. The calculation of accrued but unused leave may be similarly hard to decipher, given how schools implement different rules for different types of leave.

Nonetheless, as a general calculation in a hypothetical example, consider a first-year teacher with a \$36,000 starting salary. If that district will pay up to 100% of the premiums for any level of eligible coverage, and the district offers the \$1,900 EHA deductible (without a 5% discount), the district will pay \$25,127.40 in 2023-2024 for health insurance premiums for that teacher. Assuming the NPERS contributions, life and disability contributions, and payouts for accrued but unused leave total 13% of the teacher's gross salary (which may or may not be a fair estimate), the compensation for a beginning teacher under LB 800 would be  $\$36,000 + \$25,127.40 + \$4,680 = \$65,807.40$ .

With this beginning teacher's compensation in hand, LB 800 would prohibit a school board from contracting with their superintendent for more than five times that amount. At \$65,807.40, the school board could not permissibly approve a superintendent's contract worth more than \$329,037 per year. Making the same assumptions for the superintendent as the beginning teacher, with full family health insurance and using 13% as the "catch-all" for all other benefits, the superintendent's maximum salary amount could not exceed \$268,946.55. However, most superintendent contracts currently include more benefits than those offered to teachers. Under the definition of "benefits," cell phone stipends, annuities, association dues, bonuses, stipends, and a larger amount and higher rate of per-diem leave days paid out will likely result in a higher percentage of "catch-all" costs to the superintendent. If this 13% number (for instance) increases to 15%, that maximum salary amount decreases by almost \$5,000 to \$264,269.22. As the number of other costs increases, that annual salary amount will continue to decrease. It does not take many adjustments to several of

these assumptions to quickly decrease this maximum salary amount by \$65,000 to under \$200,000 per year.

To be fair, these are large salary numbers that may not garner sympathy from many of those already critical of public schools. But there are several key points to consider that will likely cause bigger problems in districts. First, this legislation seems particularly aimed at larger districts with superintendents who earn more than smaller districts. This reality has been the focus of school critics for years past, and it seems fairly obvious that LB 800 targets superintendents of the state’s largest schools. Putting that aside, and focusing on the state as a whole, no one predicts the cost of health insurance to decrease any time soon. As health insurance costs continue to eat into school personnel budgets, the room for salary will shrink without additional revenue. And with the current teacher shortage, school boards are paying teachers more to work (and stay) in their district, which only adds to the district’s existing budget. This reality, coupled with the statutorily defined parameters of teacher compensation (between 98% and 102% of the array), will likely require schools to spend more on staff. Spending more on staff will typically lead to spending more on administration. Of course, the only way to cover this increasing expense is additional revenue. Finally, only “superintendents” are covered by LB 800. There are no caps on, for instance, compensation for assistant superintendents, curriculum directors, principals, and so forth. Yet, it seems unlikely that the superintendent would be paid less than an assistant superintendent, so there will likely be a “trickle-down” effect if salaries are capped at the superintendent level. If principal and assistant principal salaries are indirectly “capped” under LB 800, it may prove difficult to hire and retain quality building administrators, especially in smaller districts.

There may also be questions as to the constitutionality of LB 800, including whether LB 800 interferes with existing contracts under the Tenure Act. Regardless, it will be up to each school district to make its own calculations to see how its current superintendent compensation compares to a beginning teacher’s compensation.

---

|               |                |               |  |
|---------------|----------------|---------------|--|
| <b>LB 835</b> | <i>Sponsor</i> | <i>Status</i> | <i>Subject</i>   |
|               | Blood          | General File  | Adopt the School Psychologist Interstate Licensure Compact |

LB 835 embodies the official language being circulated among state legislatures to create the School Psychologist Interstate Licensure Compact.

The purpose of this Compact is to facilitate the interstate practice of School Psychology in educational or school settings and, in so doing, to improve the availability of School Psychological Services to the public. The Compact is intended to establish a pathway to allow School Psychologists to obtain equivalent licenses to provide School Psychological Services in any Member State.

The Compact:

- a. Enables School Psychologists who qualify for receipt of an Equivalent License to practice in other Member States without first satisfying burdensome and duplicative requirements;

- b. Promotes the mobility of School Psychologists between and among the Member States in order to address workforce shortages and to ensure that safe and reliable School Psychological Services are available in each Member State;
- c. Enhances the public accessibility of School Psychological Services by increasing the availability of qualified, licensed School Psychologists through the establishment of an efficient and streamlined pathway for Licensees to practice in other Member States;
- d. Preserves and respects the authority of each Member State to protect the health and safety of its residents by ensuring that only qualified, licensed professionals are authorized to provide School Psychological Services within that State;
- e. Requires School Psychologists practicing within a Member State to comply with the Scope of Practice laws present in the State where the School Psychological Services are being provided;
- f. Promotes cooperation between the Member States in regulating the practice of School Psychology within those States; and
- g. Facilitates the relocation of military members and their spouses who are licensed to provide School Psychological Services.

The bill defines “School Psychologist” as an individual who has met the requirements to obtain a “Home State License” that legally conveys the professional title of School Psychologist or its equivalent as determined by the rules of a Commission, which is established under the Compact.

“School Psychological Services” is defined as academic, mental, and behavioral health services, including assessment, prevention, consultation and collaboration, intervention, and evaluation provided by a School Psychologist in a school.

---

| <b>LB 878</b> | <i>Sponsor</i> | <i>Status</i> | <i>Subject</i>   |
|---------------|----------------|---------------|--|
|               | Holdcroft      | General File  | Change provisions regarding certain bond and related elections |

LB 878 not only restructures bond and levy elections but also adds an element of election oversight.

LB 878 provides that, with limited exceptions, an election for the purposes of approving the issuance of bonds, a property tax levy, or exceeding a property tax levy limitation by a school district must be held in conjunction with the statewide general election.

The question presented at the election would be approved if a majority of the votes cast upon the question were in favor.

If the question is voted upon in one or more counties and the ballots have been certified across county lines, the election boards in the counties where the ballots are cast must count the ballots on election day the same as all other ballots are counted and seal the same in their ballots-cast container along with other ballots.

The canvassing boards in each county must canvass the returns in the same manner as other returns are canvassed. The election commissioner or county clerk in any adjoining county voting on the question must certify the returns to the election commissioner or county clerk of the county having the greatest number of electors entitled to vote on the question. The election commissioner or county clerk in such county must enter the total returns from any adjoining county or counties to the total votes recorded in the official book of votes cast and must certify the returns to the governing body for which the bond election was held.

#### Exception

The question may be submitted at a special election if the purpose of the bonds, of the tax levy, or of exceeding the tax levy limitation is to address an emergency due to circumstances beyond the control of the school board, such as the destruction of a facility or other infrastructure by fire, flood, tornado, or other emergency circumstance.

The question may not be submitted at a special election within six months after being defeated at any election.

The election commissioner or county clerk or, if the school district lies in more than one county, the election commissioner or county clerk in the county having the greatest number of electors entitled to vote on the question must designate the polling places and appoint the election officials, who need not be the regular election officials, and otherwise conduct the election as provided under the Election Act.

The school district must designate the form of ballot and reimburse the election commissioner or county clerk for the expenses of conducting the election at the minimum rate. The school board must give notice of the election at least 20 days prior to the election and cause the sample ballot to be published in a newspaper of general circulation in the school district one time, not more than 10 days nor less than three days prior to the election, no notice of the election will be required to be given by the election commissioner or county clerk. The notice of election must state where ballots for early voting may be obtained.

The ballots must be counted by the election commissioner or county clerk conducting the election and two “disinterested persons” appointed by the election commissioner or county clerk. When the polls are closed, the receiving board must deliver the ballots to the election commissioner or county clerk conducting the election who, with the two disinterested persons appointed by the election commissioner or county clerk, must proceed to count the ballots.

Ballots for early voting must be furnished to the election commissioner or county clerk and ready for distribution by the election commissioner or county clerk conducting the election not less than 15 days prior to the election.

When the school district lies in more than one county, the election commissioner or county clerk in any other county containing part of the school district must, upon request, certify its registration books for those precincts in which the school district is located to the election commissioner or county clerk conducting the election and must immediately forward all requests for ballots for early voting to the election commissioner or county clerk charged with issuing such ballots. Not less than five days prior to the election, the governing body of the school district must certify to

the election commissioner or county clerk conducting the election a list of all registered voters of the school district in any other county or counties qualified to vote on the question.

All ballots cast at the election must be counted by the same board. When all the ballots have been counted, the returns of such election must be turned over to the school board in which the election was held for the purpose of making a canvass. The two disinterested persons appointed on the counting board must receive wages at no less than the minimum rate for each hour of service rendered.

### Legal Analysis

*By Justin Knight, Perry Law Firm*

LB 878 represents a comprehensive, 21-page overhaul of Nebraska’s school bonds and election laws. Nebraska’s current laws allow schools fairly broad discretion in scheduling special elections on bond-related matters. For instance, a school district looking to construct a new elementary school could (within the timeframes outlined in current law) schedule a special election this spring to determine whether the voters approve the new project. LB 878 would mostly eliminate this flexibility and eliminate special elections for school bonds.

In particular, under LB 878, an election to either (1) issue bonds; (2) increase the property tax levy; and/or (3) exceed the property tax levy limit must be held “in conjunction with the statewide general election.” All registered voters of the district would be entitled to vote, and a majority of votes cast would control. (Note that there has been some debate as to whether the voting threshold should be higher than 51% for school bond issues, but LB 878 currently establishes a “majority rules” approach.) The only exception that would allow for a special election is in the case of an “emergency due to circumstances beyond the governing body of the school district,” such as a “fire, flood, tornado, or other emergency circumstance.”

LB 878 would also require a vote of the people for any bonds issued by any interlocal agency or other joint entity that currently has the authority to issue bonds.

All in all, LB 878 would have serious ramifications for those districts looking to hold a bond election over the next several years. In many cases, schools plan for over a year before deciding whether to run a bond campaign. The bond campaign typically includes a timeline leading up to the election itself. Under LB 878, these timelines would need to be modified to plan for the election to be held in conjunction with a statewide election—likely to be every other year. As such, those schools contemplating a bond issue should carefully monitor LB 878 and address their concerns during this legislative session.

---

| <b>LB 1014</b> | <i>Sponsor</i> | <i>Status</i> | <i>Subject</i>                                       |
|----------------|----------------|---------------|--|
|                | Walz           | General File  | Change requirements relating to school psychologists |

LB 1014 addresses an issue brought forward by the Nebraska School Psychologist Association (NSPA) and the Nebraska Association of Special Education Supervisors (NASES), an NCSA affiliate association. NSPA and NCSA are working together on the passage of this legislation.

LB 1014 amends §38-3113 to change the requirements relating to the Psychology Practice Act. The measure would allow school districts to receive reimbursement for school psychologists that are employed through a service agency with special education programs and rates approved by NDE.

---

| <b>LB 1029</b> | <i>Sponsor</i> | <i>Status</i> | <i>Subject</i>   |
|----------------|----------------|---------------|--|
|                | Conrad         | General File  | Change provisions relating to compulsory school attendance regarding illness |

LB 1029 amends the compulsory attendance law (§ 79-201) such that attendance is required unless excused by school authorities or when mental or physical illness or severe weather conditions make attendance impossible or impracticable.

---

| <b>LB 1052</b> | <i>Sponsor</i> | <i>Status</i> | <i>Subject</i>  |
|----------------|----------------|---------------|---|
|                | Walz           | General File  | Allow a teacher employed at an approved or accredited public, private, denominational, or parochial school to receive reimbursement for school supplies |

Under LB 1052, beginning with the 2024-25 school year, a teacher employed at a private school in this state teaching kindergarten through twelfth grade may apply to NDE to receive up to \$300 in reimbursement for school supplies paid for by such teacher. A teacher would be required to show receipts for the supplies in order to receive reimbursement.

The State Board of Education is required to develop a policy, which would be available on the department’s website, relating to the types of school supplies that qualify for reimbursement.

---

| <b>LB 1091</b> | <i>Sponsor</i> | <i>Status</i> | <i>Subject</i>  |
|----------------|----------------|---------------|---|
|                | Murman         | General File  | Provide requirements and restrictions for school boards relating to professional employees’ organizations |

LB 1091 provides that a school board may not grant access by a professional employees’ organization to the physical or electronic mailbox of any school employee without giving equal access to any other professional employees’ organization that requests such access.

“Professional employees’ organization” is defined as any organization, agency, committee, council, or group, including a collective-bargaining unit for teachers, that exists for the purpose, in whole or in part, of engaging in professional negotiation with school boards with respect to the terms and conditions of professional service or for the purpose, in whole or in part, of professional development or liability protection.

“School employee” would include any administrative employee, student teacher, paraprofessional, teacher, or administrator employed by a school board.

If a professional employees' organization is permitted to attend a school employee meeting or event, including a school employee orientation meeting, in an effort to recruit new members, any other professional employees' organization that requests permission to attend the meeting must also be granted permission to attend the meeting.

If a professional employees' organization is allowed to create and post signage or materials in a school, such as an information board, a bulletin board, a poster, or a pamphlet, any other professional employees' organization must also be granted permission to create and post signage and materials in an equal manner.

A school board may not designate any day or break in the school calendar by naming or referring to the day or break using the name of any professional employees' organization.

### Legal Analysis

*By Justin Knight, Perry Law Firm*

Before analyzing the text of LB 1091, it bears mentioning that 22 senators currently co-sponsor the bill. In a 49-member Unicameral, that means nearly half of the entire body has attached their name and support behind this proposal. As such, of the many proposals floated in this short session, LB 1091 stands out as one that already has significant support.

With that being said, LB 1091 appears to target employees' unions in Nebraska. In particular, the bill would impose limits on the ability of public employees' associations to recruit new members and use public resources to promote their organizations. In particular, the bill would implement the following three requirements on public entities (including school districts):

1. A union cannot "access" physical mailboxes or emails of professional staff members unless "other professional organizations" are granted the same access;
2. A union cannot attend or present at any staff meeting to recruit new members unless "other professional organizations" are granted the same access; and
3. A union cannot post signage or distribute materials to professional staff unless "other professional organizations" are granted the same access.

Practically, it is not clear how a school could prevent a union from "accessing" a staff member's email if the union wanted to send an email to a specific staff member. It is also not clear what other "professional organizations" would entail or need to be provided the same level of access. Nonetheless, it is possible that school districts already follow these requirements by giving "equal access" to different groups that want to present to teachers. As an example, under the bill, if a national organization wanted to make their "pitch" to teachers to join their association, the bill would require that the national group have the same access as the local association.

Legally speaking, it seems very likely that the public unions in the state would challenge this type of law. There are First Amendment protections for certain types of union and staff activities, so this bill (if passed) could end up in a lawsuit. In all likelihood, that legal battle is better left to the public unions (not the schools) to wage with their own resources.

Given the support behind the proposal, and despite the potential union lawsuit, schools may need to adjust their union practices for the 2024-2025 school year if the bill becomes law.

---

| <b>LB 1152</b> | <i>Sponsor</i> | <i>Status</i> | <i>Subject</i>   |
|----------------|----------------|---------------|--|
|                | Brewer         | General File  | Change provisions relating to elections, motor vehicle operators' licenses, and state identification cards |

LB 1152 contains a variety of components to amend election laws. Of particular note, section 9 of the bill provides that, except for congressional elections, any candidate in a special election to fill a vacancy for an office of a political subdivision may have his/her name placed on the special election ballot by filing a candidate filing form. The filing period for filing the candidate filing form would be:

- (a) March 1 for a special election held in conjunction with the statewide primary election;
- (b) August 1 for a special election held in conjunction with the statewide general election; and
- (c) Between the eighth Friday prior to the election and the fifth Friday prior to the election for all other elections.

---

| <b>LB 1193</b> | <i>Sponsor</i> | <i>Status</i> | <i>Subject</i>   |
|----------------|----------------|---------------|--|
|                | Conrad         | General File  | Provide a process for a parent or guardian to request such person's child repeat a grade under certain circumstances |

LB 1193 provides that a parent or guardian would have the right to have the parent's or guardian's child repeat a grade in kindergarten through fourth grade due to (i) academic needs, (ii) illness, or (iii) excessive absenteeism.

In addition, a parent or guardian would have the right to have the parent's or guardian's child repeat a grade in fifth through twelfth grade due to excessive absenteeism.

The bill defines the following terms:

- (i) "Academic needs" means that a child is at least one year below grade level and behind the child's typically developing peers in reading, English, and language arts such that the child does not possess the necessary academic skills required to succeed in reading, English, and language arts at grade level for the next grade the student would otherwise advance to;
- (ii) "Illness" means that the child experienced a severe mental or physical illness resulting in hospitalization of two or more weeks during the school year; and
- (iii) "Excessive absenteeism" means that the child was absent 50% or more of the school year and includes excused absences, unexcused absences, and absences due to suspension or expulsion. Absences due to approved school-related activities, such as field trips, competitions, athletic events, and testing, are not included.

A parent or guardian requesting that the child repeat a grade must have a meeting with the school district superintendent or the superintendent’s designee to discuss the parent’s or guardian’s decision to have the child repeat a grade. The parent or guardian must provide evidence of academic needs, illness, or excessive absenteeism that would authorize the parent or guardian to have the child repeat a grade.

At the meeting, the superintendent or designee must identify any alternative educational opportunities, including remedial instruction if applicable, and verify any special education supports available to the child. If the child’s parent or guardian still intends to have the child repeat a grade, the parent or guardian must complete a form prescribed by NDE and return the form to the school district. Upon completion of the form and if all requirements are met, the school district must have the child repeat the child’s grade for the next school year.

|                |                          |                               |   |
|----------------|--------------------------|-------------------------------|---|
| <b>LB 1201</b> | <i>Sponsor</i><br>Hardin | <i>Status</i><br>General File | <i>Subject</i><br>Change provisions under the Early Childhood Education Grant Program and redefine terms under TEEOSA |
|----------------|--------------------------|-------------------------------|---|

LB 1201 proposes a change to Title 92, allowing children to continue attending public preschool until the mandatory kindergarten entrance age of 6 years old on January 1 of the current school year, providing parents with the flexibility to keep their child in public preschool until they are developmentally ready for kindergarten.

|                |                          |                               |  |
|----------------|--------------------------|-------------------------------|--|
| <b>LB 1273</b> | <i>Sponsor</i><br>Murman | <i>Status</i><br>General File | <i>Subject</i><br>Provide for admission of and participation in extracurricular activities by certain students that are not residents of the school district as prescribed |
|----------------|--------------------------|-------------------------------|--|

LB 1273 requires a school board to admit a student who is also enrolled in a private school or home school without charge for part-time enrollment in the school district for purposes of participation in extracurricular activities IF the student or at least one parent of the student resides in a neighboring school district AND the school district where the student or the student’s parent resides does not offer the extracurricular activity the student desires to participate in through part-time enrollment.

|                |                          |                               |  |
|----------------|--------------------------|-------------------------------|--|
| <b>LB 1328</b> | <i>Sponsor</i><br>Murman | <i>Status</i><br>General File | <i>Subject</i><br>Change provisions relating to the classification of school districts |
|----------------|--------------------------|-------------------------------|--|

*Background:* In 2005, LB 126 was passed into law requiring all Class I (elementary only) school districts to assimilate into a K-12 school district. The legislation required all Class VI (high school only) districts to become K-12 school districts. The legislation required that all school districts in Nebraska provide K-12 education. Class II school districts were given the designation of small K-

12 districts. The Class IV district was LPS, and the Class V was OPS. All other districts were given the designation of Class III.

LB 1328 would, for reasons unknown, return to an expanded classification system as follows:

- (1) Class I includes any school district embracing territory having a population of fewer than 1,500 inhabitants that maintains both elementary and high school grades under the direction of a single school board;
- (2) Class II includes any school district embracing territory having a population of 1,500 or more but fewer than 5,000 inhabitants that maintains both elementary and high school grades under the direction of a single school board;
- (3) Class III includes any school district embracing territory having a population of 5,000 or more but fewer than 200,000 inhabitants that maintains both elementary and high school grades under the direction of a single school board;
- (4) Class IV includes any school district embracing territory having a population of 100,000 or more inhabitants with a city of the primary class within the territory of the district that maintains both elementary and high school grades under the direction of a single school board; and
- (5) Class V includes any school district whose employees participate in a retirement system established pursuant to the Class V School Employees Retirement Act and which embraces territory having a city of the metropolitan class within the territory of the district that maintains both elementary grades and high school grades under the direction of a single school board and any school district with territory in a city of the metropolitan class.

---

| <b>LB 1365</b> | <i>Sponsor</i> | <i>Status</i> | <i>Subject</i>   |
|----------------|----------------|---------------|--|
|                | McDonnell      | General File  | Change provisions relating to OSERS, the PERB, NPERS, and the State Personnel System |

LB 1365 is a technical/substantive bill related to the Omaha School Employees' Retirement System (*OSERS*) and the hiring of employees at the Nebraska Public Employees Retirement Systems (*NPERS*).

The bill would essentially accomplish three objectives:

- (1) Allow OSERS an ex-officio non-voting seat on the Public Employees Retirement Board (PERB) until the permanent member is selected,
- (2) eliminate the restriction that OSERS members must be age 50 to attend NPERS retirement seminars and
- (3) allow NPERS to hire multiple deputies and assistants.

*Note:* On March 4, 2024, LB 1365 was amended into LB 198 under AM2624.

| <b>LB 1377</b> | <i>Sponsor</i> | <i>Status</i> | <i>Subject</i>  |
|----------------|----------------|---------------|---|
|                | Walz           | General File  | Change requirements relating to training for certain school employees |

*Background:* The Governor asked a group of NCSA members, along with several private school administrators, to produce an analysis of existing mandates on schools. The “Mandates Group” met many times from May to December 2023. The group met with the Governor and his staff several times to discuss its findings. The Governor listened carefully and ultimately asked that we propose legislation for his review. LB 1377 represents one of the topics we brought to his attention—the issue of excessive training requirements for school employees.

LB 1377 weaves into various education-related statutes the phrase, “The length of such training shall be a reasonable amount as determined by each school board.” In many cases, the statutes prescribe one hour or other overly specific requirements.

Laws impacted by this legislation include topics such as behavioral management, dating violence training, behavioral and mental health training, and behavioral awareness training.

The bill also reduces training for school employees and school resource officers or security guards from the current 20 hours of training to a reasonable amount of training as determined by each law enforcement agency or school board.

Finally, the bill instructs the State Board of Education that any rules or regulations that create a training requirement must ensure that such training requirement will be reasonable in length.

*Note:* The committee amendments eliminate section 5 of the bill relating to training for school resource officer training.

*Nebraska Council of School Administrators*

**Mid-Session Report:  
NCSA Legislative Bill Summaries  
of Measures with Priority Designation**

*By Dr. Mike Dulaney  
NCSA Executive Director  
March 6, 2024*

**Held in Committee**

| <i>Bill</i> | <i>Sponsor</i> | <i>Committee</i> | <i>Subject</i>   | <i>Pg.</i> |
|-------------|----------------|------------------|--|------------|
| LB 388      | Linehan        | Revenue          | Change provisions relating to sales taxes  | 1          |
| LB 575      | Kauth          | Education        | Adopt the Sports and Spaces Act  | 1          |
| LB 1284     | Walz           | Education        | Provide for a statewide computer science education expansion program                         | 3          |
| LB 1317     | Linehan        | Revenue          | State findings relating to property taxes  | 3          |
| LB 1331     | Murman         | Education        | Change provisions related to truancy and attendance and various programs administered by NDE | 4          |

**Advanced for Floor Action**

| <i>Bill</i> | <i>Sponsor</i> | <i>Committee</i> | <i>Subject</i>  | <i>Pg.</i> |
|-------------|----------------|------------------|---|------------|
| LB 43       | Sanders        | Government       | Adopt the First Freedom Act and the Personal Privacy Protection Act, authorize tribal regalia to be worn by students, change provisions relating to withholding records from the public, provide requirements for interpretation of statutes and prohibit agencies from imposing requirements on charitable organizations | 4          |
| LB 71       | Sanders        | Education        | Change provisions relating to parental involvement in and access to learning materials in schools   | 8          |
| LB 287      | Brewer         | Government       | Eliminate obsolete provisions relating to the 2020 federal decennial census and change provisions relating to petitions, conflicts of interest, voter registration in the Election Act, and virtual conferencing requirements under the Open Meetings Act   | 10         |
| LB 1027     | Clements       | Education        | Change provisions relating to schools which elect not to meet accreditation and approval requirements   | 12         |
| LB 1306     | Ed. Com.       | Education        | Eliminate the Professional Practices Commission and provide, change, and eliminate provisions relating to standards for and conduct of teachers and administrators  | 13         |
| LB 1329     | Murman         | Education        | Change provisions of the Nebraska Career Scholarship Act  | 13         |
| LB 1402     | Linehan        | Appropriations   | Appropriate funds to the State Treasurer for the purpose of providing grants to scholarship-granting organizations  | 19         |

## Held in Committee

---

|               |                 |                  |   |
|---------------|-----------------|------------------|---|
| <b>LB 388</b> | <i>Priority</i> | <i>Committee</i> | <i>Subject</i>                            |
|               | Revenue Com.    | Revenue          | Change provisions relating to sales taxes |

LB 388 was introduced in 2023 and was intended to be used as a potential vehicle for sales tax legislation.

---

|               |                 |                  |                                 |
|---------------|-----------------|------------------|---------------------------------|
| <b>LB 575</b> | <i>Priority</i> | <i>Committee</i> | <i>Subject</i>                  |
|               | Kauth           | Education        | Adopt the Sports and Spaces Act |

LB 575 creates the Sports and Spaces Act and, in addition to the sponsor, has 27 co-sponsors to the bill. The bill applies to public and private schools offering instruction in elementary or high school grades.

### Bathrooms and Locker Rooms

The bill requires schools to designate each group bathroom and locker room within the school building as either for use by biological females or for use by biological males.

No school may:

- (a) Allow a biological male to use a restroom facility designated for use by biological females;
- (b) Allow a biological female to use a restroom facility designated for use by biological males;
- (c) Allow a biological male to enter or use a locker room designated for or being used at such time by one or more biological females; or
- (d) Allow a biological female to enter or use a locker room designated for or being used at such time by one or more biological males.

As an exception and subject to the policy of the school:

- (a) a biological male coach, trainer, or other authorized individual or school employee may enter a locker room designated for or being used at such time by one or more biological females; and
- (b) a biological female coach, trainer, or other authorized individual or school employee may enter a locker room designated for or being used at such time by one or more biological males.

### Violations

A school or any official of a school may not retaliate against any person for reporting a violation of the provisions of the bill or related rules, regulations, or policies.

A student aggrieved by a violation may bring a civil cause of action against the school committing such violation. A plaintiff who prevails in such action may be entitled to injunctive relief as may be appropriate, actual damages, and reasonable attorney's fees.

## Athletics

An interscholastic or intramural athletic team or sport that is sponsored by a school must be expressly designated as one of the following based on biological sex:

- (a) Males, men, or boys;
- (b) Females, women, or girls; or
- (c) Coed or mixed.

An athletic team or sport designated for females, women, or girls may not be open to a biological male student. An athletic team or sport designated for males, men, or boys may not be open to a biological female student *unless there is no female team available for such sport for such biological female student*.

## Actions

No government entity, any licensing or accrediting organization, or any *athletic association* or organization may entertain a complaint, open an investigation, or take any other adverse action against a school for maintaining separate interscholastic or intramural athletic teams or sports for biological female students.

Any student who is deprived of an athletic opportunity or suffers any direct or indirect harm as a result of a public school knowingly violating the Sports and Spaces Act may have a private cause of action for injunctive relief, damages, and any other remedy available by law against the school.

Any student who is subject to retaliation or other adverse action by a school or athletic association or organization as a result of reporting a violation of the Sports and Spaces Act to an employee or representative of the school or athletic association or organization or to any state or federal agency with oversight of schools in this state may have a private cause of action for injunctive relief, damages, and any other remedy available under law against the school or athletic association or organization.

Any school that suffers any direct or indirect harm as a result of a violation of the Act may have a private cause of action for injunctive relief, damages, and any other remedy available under law against the government entity, licensing or accrediting organization, or *athletic association* or organization.

## Limitations

All civil actions brought under the Act must be initiated within two years after the harm occurred. Persons or organizations who prevail on a claim brought pursuant to the Act may be entitled to monetary damages, including for any psychological, emotional, and physical harm suffered, reasonable attorney's fees and costs, and any other appropriate relief.

## School Policy

Each school must adopt a policy implementing the Sports and Spaces Act.

---

|                |                 |                  |  |
|----------------|-----------------|------------------|--|
| <b>LB 1284</b> | <i>Priority</i> | <i>Committee</i> | <i>Subject</i>   |
|                | Walz            | Education        | Provide for a statewide computer science education expansion program |

LB 1284 adds new sections to the existing Computer Science and Technology Education Act, created in 2022 under LB 1112 (McKinney).

The bill requires NDE to establish a statewide computer science education expansion program to recruit, train, and support teachers in computer science and technology education. The program would include:

- (a) Training for teachers seeking supplemental computer science certification;
- (b) Training designed to support the integration of computer science and technology education into the instructional programs of elementary, middle, and high schools; and
- (c) Support for schools and teachers in the development of computer science instructional plans that are consistent with the academic content standards for computer science and technology education adopted by the State Board of Education.

NDE is required to employ or contract with computer science specialists to develop and deliver computer science educator training. The training would be provided in a manner that every teacher in this state has reasonable access to the training.

NDE must also annually submit a report to the Governor and the Clerk of the Legislature relating to the statewide computer science education expansion program. The report would include:

- (a) The number of training opportunities held and the format of such training;
- (b) The number of teachers who received training;
- (c) To the extent such information is available, the number of teachers that became certified or received an endorsement in computer science and technology education or began teaching a class in computer science and technology education within three calendar months following completion of training provided pursuant to this section; and
- (d) The costs associated with the training for the fiscal year covered by the report.

LB 1284 provides intent to appropriate \$1.5 million for fiscal year 2024-25 and for fiscal year 2025-26 for the expanded program. There is also intent to appropriate an additional \$500,000 for fiscal year 2024-25 and each fiscal year thereafter upon the receipt of matching private funds of the same amount.

---

|                |                 |                  |   |
|----------------|-----------------|------------------|---|
| <b>LB 1317</b> | <i>Priority</i> | <i>Committee</i> | <i>Subject</i>                            |
|                | Revenue Com.    | Revenue          | State findings relating to property taxes |

LB 1317 is a somewhat unique piece of legislation in that it merely provides legislative findings with no specific action included.

The bill provides legislative findings that:

- (1) Property taxes in Nebraska are too high; and
- (2) Legislative changes to lower property taxes in Nebraska are needed and desired.

|                |                                      |                               |   |
|----------------|--------------------------------------|-------------------------------|---|
| <b>LB 1331</b> | <i>Priority</i><br>Education<br>Com. | <i>Committee</i><br>Education | <i>Subject</i><br>Change provisions related to truancy and attendance<br>and various programs administered by NDE |
|----------------|--------------------------------------|-------------------------------|---|

LB 1331 represents a technical cleanup bill with suggested editorial changes provided by NDE, along with the removal of obsolete language in statute.

### Advanced for Floor Action

|              |                                       |                                |   |
|--------------|---------------------------------------|--------------------------------|---|
| <b>LB 43</b> | <i>Priority</i><br>Government<br>Com. | <i>Status</i><br>Final Reading | <i>Subject</i><br>Change provisions related to truancy and attendance<br>and various programs administered by NDE |
|--------------|---------------------------------------|--------------------------------|---|

LB 43 incorporates the original provisions of LB 43 (Administrative Procedures Act) with the contents of other measures, including: LB 277 (First Freedom Act and tribal regalia), LB 297 (Personal Privacy Protection Act), LB 366 (Public Records Law), LB 637 (Open Meetings Act), LB 650 (Cybersecurity Records), and LB 41 (Administrative Procedures Act).

*The following summary contains the various provisions of LB 43,  
as advanced, along with the operative dates for each.*

**LB 43** (Sanders) [Administrative Procedures Act] Directs hearing officers and judges in their interpretation of state statutes or regulations when hearing a contested case under the Administrative Procedures Act. The adjudicators would be instructed not to defer to a state agency’s interpretation and instead interpret such language de novo on the record. That means that the adjudicator could rely on the findings of fact from the agency but would not rely on the agency’s legal conclusions or interpretations when analyzing the dispute.

The bill would also provide that any doubt in interpreting statutes or regulations should be resolved in favor of an interpretation that “limits agency power and maximizes individual liberty.”

*This portion of LB 43 would become operative 90 days after the Legislature adjourns sine die.*

**LB 277** (Brewer) [First Freedom Act and tribal regalia] This measure has two somewhat distinct parts. The first is the adoption of the First Freedom Act, and the second is provisions related to wearing of tribal regalia.

#### First Freedom Act

Perhaps due to the recent pandemic and the restrictions on gatherings, LB 277 provides that a person or religious organization whose exercise of religion or religious service has been burdened or restricted, or is likely to be burdened or restricted, in violation of the First Freedom Act, may bring a civil action or assert such violation or impending violation as a defense in a judicial or administrative proceeding.

*This portion of LB 43 would become operative 90 days after the Legislature adjourns sine die.*

### Tribal Regalia

LB 277 provides that a person who is a member of an indigenous tribe of the U.S. or another country and is a student attending an approved or accredited public school may wear tribal regalia in any public or private location where the person is otherwise authorized to be on such school grounds or at any school function.

The provisions of the bill are not meant to limit the authority of administrative and teaching personnel to regulate student behavior or the authority of a school to regulate student behavior to further school purposes or to prevent interference with the educational process.

The bill permits but does not require a school to adopt a policy to accommodate this legislation. The policy may specify the characteristics of any garment, jewelry, other adornment, or object that such school finds will endanger the safety of a student or others or interfere with school purposes or the educational process if worn by a student during a specified activity.

The bill defines “tribal regalia” as traditional garments, jewelry, other adornments, or similar objects of cultural significance worn by members of an indigenous tribe of the U.S. or another country. *Tribal regalia does not include any firearm or other dangerous weapon.* Tribal regalia also does not include, except in compliance with an appropriate federal permit, any object that is otherwise prohibited by federal law.

*This portion of LB 43 would become operative on July 1, 2025.*

**LB 297** (Sanders) [Personal Privacy Protection Act] This measure creates the Personal Privacy Protection Act and applies to political subdivisions, including school districts and ESUs.

The bill prohibits all public agencies from:

- (a) Requiring any individual to provide personal information or otherwise compelling the release of personal information;
- (b) Requiring any nonprofit organization holding a certificate of exemption under section 501(c) of the Internal Revenue Code to provide the public agency with personal information or otherwise compelling the release of personal information;

- (c) Releasing, publicizing, or otherwise publicly disclosing personal information in the possession of the public agency; or
- (d) Requesting or requiring a current or prospective contractor or grantee to provide such public agency with a list of nonprofit organizations holding certificates of exemption under section 501(c) of the Internal Revenue Code to which such contractor or grantee has provided financial or nonfinancial support.

“Personal information” is defined as any list, record, register, registry, roll, roster, or other compilation of data that directly or indirectly identifies a person as a member, supporter, or volunteer of, or donor of financial or nonfinancial support to, any nonprofit organization holding a certificate of exemption under section 501(c) of the Internal Revenue Code.

The legislation does not prohibit the following:

- (a) Any report or disclosure required by the Nebraska Political Accountability and Disclosure Act;
- (b) Any report or disclosure by a public agency regarding testimony received at a public hearing conducted by such public agency;
- (c) Any lawful warrant, subpoena, or order issued by a court of competent jurisdiction for the production of personal information;
- (d) Any lawful request for discovery of personal information in litigation if both of the following conditions are met: (i) The requestor demonstrates a compelling need for such personal information by clear and convincing evidence; and (ii) The requestor obtains an order barring disclosure of such personal information to any person not named in the litigation;
- (e) Admission of personal information as relevant evidence before a court of competent jurisdiction. However, no court may publicly reveal personal information absent a specific finding of good cause;
- (f) Any report or disclosure required by state or federal law or regulation for an employee of the University of Nebraska or any state college. Except as otherwise required by law, no such report or disclosure shall be subject to release under the state public records laws;
- (g) Any report or disclosure required by a conflict of interest, conflict of commitment, or outside income policies for an employee of the University of Nebraska or any state college. Except as otherwise required by law, no such report or disclosure shall be subject to release under the state public records laws;
- (h) Any document required or permitted to be filed with the Secretary of State disclosing the identity of any director, officer, incorporator, or registered agent of a nonprofit organization; or
- (i) Any examination undertaken by the Auditor of Public Accounts pursuant to state statute. Personal information obtained during the course of such examination may not be disclosed except to a county attorney or the Attorney

General in connection with an investigation made or action taken in the course of the official duties of a county attorney or the Attorney General.

*This portion of LB 43 would become operative on January 1, 2025.*

**LB 366** (Conrad) [Public Records Law] This measure amends the Public Records Law. The provisions apply to public records requests generally and remove references to “citizens” and replace them with “residents.”

The measure would also create a bifurcated fee structure for obtaining public records, with residents receiving more favorable treatment than nonresidents, though all news media requesters would be considered as “residents” for this purpose.

Under current law, the first four hours of time spent “searching, identifying, physically redacting, or copying” in response to a records request cannot be charged to the requester, but a service charge may be assessed for requests that exceed that amount of time. This measure would move that threshold to eight hours for residents of Nebraska. Nonresident requesters would be charged for the actual added cost of fulfilling the request.

No special service charge or fee may be charged for copies of blank forms or pages that have all meaningful information redacted.

The measure would require that a public custodian’s estimate for fulfilling a voluminous public records request requiring more than four days to be “attested to under oath” before being provided in writing to the requester.

*This portion of LB 43 would become operative 90 days after the Legislature adjourns sine die.*

**LB 637** (Albrecht) [Open Meetings Act] This measure amends the Open Meetings Act by eliminating existing language in the Act stating that a body may not be required to allow citizens to speak at each meeting, but it may not forbid public participation at all meetings.

The measure adds new language stating that, except for closed sessions, a public body must allow members of the public an opportunity to speak at each meeting.

*This portion of LB 43 would become operative 90 days after the Legislature adjourns sine die.*

**LB 650** (McDonnell) [Cybersecurity Records] This measure amends the Public Records Law.

The bill permits the withholding of records relating to the nature, location, or function of cybersecurity by the State of Nebraska or any of its political subdivisions, including, but not limited to, devices, programs, or systems designed

to protect computer, information technology, or communications systems against terrorist or other attacks.

The Nebraska Information Technology Commission is required to adopt and promulgate rules and regulations to implement the provisions of the bill.

*This portion of LB 43 would become operative 90 days after the Legislature adjourns sine die.*

**LB 41** (Hansen) [Administrative Procedures Act] This measure includes legislative findings that burdens on charitable grantmaking should be free from “intrusive or politically motivated regulation.” The bill defines “agency” broadly to include nearly all state executive branch agencies, the courts, and the Legislature. Such agencies would be largely prohibited from imposing additional filing or reporting requirements on charitable organizations beyond those required by state law. Agencies could impose such filing or reporting requirements if they can show a compelling state interest and a narrowly tailored means for serving that interest. The committee amendment revises the bill to provide that agency information requests are authorized when required due to a federal funding requirement.

*This portion of LB 43 would become operative 90 days after the Legislature adjourns sine die.*

---

| <b>LB 71</b> | <i>Priority</i> | <i>Status</i> | <i>Subject</i>  |
|--------------|-----------------|---------------|---|
|              | Meyer           | General File  | Change provisions relating to parental involvement in and access to learning materials in schools |

In 1994, the Legislature passed LB 1161, the Parental Involvement Act, with the intent to offer parents an opportunity to be more involved in curriculum issues and monitoring classroom instruction.

LB 71 was filed by Senator Sanders and prioritized by Senator Meyer. The bill was introduced and advanced to General File during the 2023 Session and carried over to the 2024 Session.

*What follows is a summary of LB 71 as modified by the committee amendments (AM833).*

The intent of LB 71, under the committee amendments (AM833), is to strengthen the level of parental involvement and participation by parents, guardians, and educational decisionmakers in the public school system.

The amendments define “educational decisionmaker” as a person designated or ordered by a court to make educational decisions on behalf of a child.

### Policy

The amendments maintain the existing requirement for a local school board policy to involve parents, guardians, or educational decisionmakers in the education of their children and the rights of each parent, guardian, or educational decisionmaker to:

- (1) Access testing information, and curriculum; and
- (2) Request that a child be excused from specific instruction or activities.

*Note:* The former district policy would remain in effect until a new policy is developed and adopted by July 1, 2024.

The policy must include the following:

- a. How the school district will provide access to parents, guardians, or educational decisionmakers concerning (i) textbooks; (ii) tests; (iii) activities information; (iv) digital materials; (v) websites or applications used for learning; (vi) training materials for teachers, administrators, and staff; (vii) procedures for the review and approval of training materials, learning materials, and activities; and (viii) other curriculum materials used in the school district;
- b. How the school district will accommodate requests by parents, guardians, or educational decisionmakers to attend and monitor courses, assemblies, counseling sessions, and other instructional activities;
- c. Under what circumstances parents, guardians, or educational decisionmakers may ask that their children be excused from testing, classroom instruction, learning materials, activities, guest speaker events, and other school experiences the parents, guardians, or educational decisionmakers may find objectionable;
- d. How the school district will provide access to records of students;
- e. What the school district's testing policy will be; and
- f. How the school district participates in surveys of students and the right of parents, guardians, or educational decisionmakers to remove their children from such surveys.

*Note:* The amendments provide intent not to require disclosure of information in violation of the Federal Family Educational Rights and Privacy Act (FERPA), or any federal regulations and applicable guidelines.

### Public Hearing

The policy must be developed with input from parents, guardians, and educational decisionmakers and must be the subject of a public hearing before the school board before adoption by the board. The policy must be reviewed annually and either altered and adopted as altered or reaffirmed by the board following a public hearing. The public hearing must include a reasonable opportunity for public comments.

### Access to Policy

By August 1, 2024, each school district must make the policy accessible on the school district's public website. The policy must be accessible by a prominently displayed link on such website. If

the policy is altered, the new version of the policy must be made accessible within a reasonable time.

### Learning Materials

To the extent practicable, each public school district must make a reasonable effort to make any learning materials, including original materials, available for inspection by a parent, guardian, or educational decisionmaker upon request.

### Enforcement

If the Commissioner of Education determines that any school district has intentionally refused, in a material manner, to comply with the Parental Involvement Act, the commissioner must notify the district of the noncompliance and allow a reasonable time to comply. If the commissioner determines, after the time has elapsed, that the school district is not in compliance and has not made a good-faith attempt to comply, the commissioner must take appropriate remedial action within the commissioner's authority, up to and including qualifying the noncompliance as a violation of the rules and regulations for the accreditation of schools.

### Operative Date

There is no operative date or emergency clause attached to the white copy amendments to LB 71. Accordingly, the bill, as it stands, would become operative 90 days after the Legislature adjourns sine die. This means that school districts, upon passage of the measure, may need to begin the process of developing the new policy since its adoption must occur by July 1, 2024.

### Pending Amendment

Senator Conrad has filed an amendment to the committee amendments (AM2589) to merge the contents of her bill, LB 1193, into the parental involvement measure. LB 1193 provides that a parent or guardian would have the right to have the parent's or guardian's child repeat a grade in kindergarten through fourth grade due to (i) academic needs, (ii) illness, or (iii) excessive absenteeism.

LB 1193 was advanced by the Education Committee to General File by an 8-0 vote.

---

| <b>LB 287</b> | <i>Priority</i>           | <i>Status</i>      | <i>Subject</i>  |
|---------------|---------------------------|--------------------|---|
|               | <i>Government</i><br>Com. | <i>Select File</i> | Eliminate obsolete provisions relating to the 2020 federal decennial census and provide, change, and eliminate provisions relating to petitions, conflicts of interest, voter registration and voting as prescribed in the Election Act, and notice and virtual conferencing requirements under the Open Meetings Act |

LB 287 is being used as a vehicle for an omnibus technical cleanup measure but also provides substantive changes to election laws, the Nebraska Political Accountability and Disclosure Act, and the Open Meetings Act.

The original provisions of the bill, to prohibit the creation of JPAs, were eliminated in the white copy committee amendments (AM2060).

## LEGAL ANALYSIS

*By Justin Knight, Perry Law Firm*

Although the legislation is referred to as a “cleanup” bill, the bill contains a mix of technical and substantive changes. In fairness, most of the technical changes are needed, including the elimination of references to outdated laws, planning for the 2020 census, and the like. Other technical changes update terminology throughout a section of statutes to improve consistency.

The proposal also includes updates to Nebraska’s election laws, including changes to the filing process. For example, if a candidate’s legal name changes after they file for office, the candidate may now elect to update their name on the ballot. These changes likely will not affect many school board elections, but this could be helpful if your school board candidate would like the ballot to reflect their current, legal name.

Setting aside the technical and (relatively) minor changes, the bill includes two major changes that would affect Nebraska public school districts and Educational Service Units:

1. “New” Conflict of Interest for “Highly Compensated” Employees: Section 46 of AM 2060 would add a new “conflict of interest” provision to the Accountability and Disclosure Act. This new provision applies to “any employee” of a political subdivision whose total annual compensation (salary plus benefits) exceeds \$150,000. As written, any such employee would have a conflict of interest if they were “required to take any action or make any decision in the discharge of his or her official duties that may cause financial benefit or detriment to him or her, a member of his or her immediate family, or a business with which he or she is associated . . .” Yet, this conflict would not prevent an employee “from making or participating in the making of a governmental decision to the extent that the employee's participation is legally required for the action or decision to be made.”

This new provision presents several questions, since the language is confusing and possibly contradictory. On the one hand, a public employee would have a conflict of interest if they were “required” to take action to financially benefit themselves. But, the bill would evidently not prevent an employee from participating in a decision that is legally required. Would, then, an employee have a conflict of interest but still be permitted to participate, if the conflict is disclosed? If not, must the employee abstain under the conflict statutes? Or does the new proposal require something else entirely? And how should an administrator determine what are “required” and “discretionary” decisions?

Unfortunately, the bill (in its current form) does not answer these questions or provide much clarification. Since AM 2060 is a white copy amendment, the committee hearing on LB 287 does not help, either. In all likelihood, if LB 287 passes as advanced, any incentive or bonus-based contract will need to be carefully reviewed to determine how to comply with the new conflict of interest requirements. In the end, the confusion surrounding this new provision may make it “cleaner” for schools to remove incentives or bonuses from contracts altogether.

Nevertheless, we will continue to monitor this provision and seek additional guidance from the Accountability and Disclosure Commission.

2. Changes to Publicizing School Board Meetings: Section 51 of AM 2060 would be a welcome change to Nebraska’s Open Meetings Act. Several years ago, the Legislature changed the Open Meetings Act to require notice of every board meeting be published in a newspaper. The newspaper publication requirement would be revised under AM 2060 in a two-phase process:
  - For the remainder of the 2024 calendar year, schools and ESUs will continue to be required to publish notice of board meetings in a newspaper. However, if a newspaper refuses, neglects, or is unable to publish notice as requested by the public body, then the school or ESU may, instead, post notice on its website and in conspicuous places in the body’s jurisdiction. This would allow a school or ESU to proceed with a meeting if the newspaper does not publish notice correctly. Arguably, this would also allow a school or ESU to hold a meeting if the newspaper cannot publish notice in a short timeframe.
  - Then, beginning January 1, 2025, a public body has two options to give notice of its board meetings: (1) publish in a newspaper and post on a “statewide website”; or (2) post to the newspaper’s website and post on a “statewide website.” If the newspaper fails or neglects to publish timely notice, the public body can post the notice on its own website, as well as the “statewide website.” Details of the “statewide website” are not entirely clear at this point but will presumably become available as LB 287 continues to advance.

All in all, it would be preferable to eliminate the newspaper publication requirement entirely and allow each board to designate its own method of giving notice. Boards that want to publish in the newspaper could continue doing so but would not be obligated by law. Nevertheless, LB 287 is a step in the right direction to provide greater flexibility for boards to meet without being tied directly to their newspaper’s publication schedule.

---

| <b>LB 1027</b> | <i>Priority</i> | <i>Status</i> | <i>Subject</i>  |
|----------------|-----------------|---------------|---|
|                | Speaker         | General File  | Change provisions relating to schools which elect not to meet accreditation and approval requirements |

Under current law (§ 79-1601), a home school must provide evidence that the school offers a program of instruction leading to the acquisition of basic skills in the language arts, mathematics, science, social studies, and health.

LB 1027 merely requires an assurance rather than evidence. An assurance would be satisfied by a signed statement by the parent or legal guardian of a student that the education provided would be in compliance. Rules and regulations that govern such procedures are limited to procedures for receiving information from a parent or legal guardian of a student or a parent representative when the individual files the election not to meet accreditation or approval requirements under this section.

The bill also provides that the authorized representative of the parent or guardian is the principal or administrator of the exempt school. Any election not to meet state accreditation or approval requirements would remain effective until the Commissioner of Education receives written notice

from the parent or legal guardian that the election is canceled. The parent or legal guardian must update the name of each child still attending the school when changes occur, but no additional information would be required.

|                |                            |                               |  |
|----------------|----------------------------|-------------------------------|--|
| <b>LB 1306</b> | <i>Priority</i><br>Speaker | <i>Status</i><br>General File | <i>Subject</i><br>Eliminate the Professional Practices Commission and provide, change, and eliminate provisions relating to standards for and conduct of teachers and administrators |
|----------------|----------------------------|-------------------------------|--|

*Note:* Both NCSA and NSEA had prior knowledge of this legislation. The bill was a result of a collaborative effort between NDE, the Education Committee, and stakeholder groups.

LB 1306 eliminates the Professional Practices Commission (PPC) in favor of a new process to address alleged violations by certificated school employees.

It’s important to note that the bill does not change the existing investigatory arm of the PPC. NDE counsel would continue to serve in this capacity.

Rather than a separate, appointed commission, the State Board of Education would employ hearing officers to hold hearings and make recommendations to the State Board concerning alleged violations of standards of professional ethics and practices by persons holding a teacher’s or administrator’s certificate.

The certification fee would remain at \$75, except that a portion of that fee would no longer be necessary to fund the administration of the PPC.

If passed by the Legislature, LB 1306 would become operative 90 days following adjournment, Sine Die.

|                |                                      |                               |  |
|----------------|--------------------------------------|-------------------------------|--|
| <b>LB 1329</b> | <i>Priority</i><br>Education<br>Com. | <i>Status</i><br>General File | <i>Subject</i><br>Change provisions of the Nebraska Career Scholarship Act |
|----------------|--------------------------------------|-------------------------------|--|

LB 1329, as introduced, transfers responsibility for the Nebraska Career Scholarships awarded to community college students and private nonprofit college students from the Department of Economic Development (DED) to the Coordinating Commission for Postsecondary Education (CCPE). The Commission’s existing infrastructure for administering the Nebraska Opportunity Grant will be used to award, distribute, and report on Nebraska Career Scholarships.

LB 1329 is an Education Committee priority measure and, as advanced from committee, contains the original contents of the bill, noted above, along with the contents of six other measures under the jurisdiction of the committee.

*The following summary contains the various provisions of LB 1329, as advanced, along with the operative dates for each.*

**LB 673** (Hansen) [Emergency Response Mapping] Permits a school board or a private school to adopt a policy to provide emergency response mapping data to local law enforcement agencies for use in response to emergencies. A local law enforcement agency includes, but is not limited to, a local police department, sheriff's department, and fire department.

A school board or a governing authority that adopts such policy must provide "emergency response mapping data" in an electronic or digital format to assist emergency first responders in responding to an emergency at a school.

The emergency response mapping data must, at a minimum, meet all of the following requirements:

- (a) Be compatible with software platforms used by local, county, state, and federal public safety agencies that provide emergency services to the specific school for which the data is provided without requiring the local law enforcement agencies to purchase additional software or requiring the integration of third-party software to view the data;
- (b) Be compatible with security software platforms in use by the specific school for which the data is provided without requiring the local law enforcement agencies to purchase additional software or requiring the integration of third-party software to view the data;
- (c) Be provided in a printable format;
- (d) Be verified for accuracy through an annual walk-through of school buildings and grounds;
- (e) Be orientated true north;
- (f) Be overlaid on current aerial imagery or plans of school buildings;
- (g) Contain site-specific labeling that matches the structure of school buildings, including room labels, hallway names, external door or stairwell numbers, locations of hazards, key utility locations, key boxes, automated external defibrillators, and trauma kits;
- (h) Contain site-specific labeling that matches the school grounds, including parking areas, athletic fields, surrounding roads, and neighboring properties; and
- (i) Be overlaid with gridded x/y coordinates.

The school board and the governing authority of each private school adopting a policy must annually certify to the appropriate local law enforcement agencies that the emergency response mapping data required to be provided is accurate or, if such information has changed, then such board or governing authority must provide the

appropriate local law enforcement agencies with updated emergency response mapping data.

A school board or a governing authority of a private school that adopts a policy and a local law enforcement agency of a school adopting such policy may apply to NDE for a grant to cover the costs of providing or accessing such emergency response mapping data. The application must include a copy of the appropriate school policy, a quote from a vendor on the price to provide such emergency response mapping data, and such other information as the department may require.

The bill intends to provide funding through the Elementary and Secondary School Emergency Relief Fund and if additional funding is needed, then use General Funds.

**LB 855** (Conrad) [School Lunch Debt] prohibits a school board of a school district from:

- (a) Using a debt collection agency to collect or attempt to collect, directly or indirectly, debts due or assessed to be owed for outstanding debts on a school lunch or breakfast account of a student at such school district; or
- (b) Assessing or collecting any interest, fees, or other monetary penalties for outstanding debts on a school lunch or breakfast account of a student at such school district.

“Debt collection agency” is defined as any person or entity that collects or attempts to collect, directly or indirectly, debts due or asserted to be owed or due to another. Debt collection agency does not include the Department of Revenue or any programs administered by the department or a school, school district, or school board.

**LB 962** (Wayne) [Projection Maps] Except as noted below, the measure requires that (beginning in school year 2024-25) a public school may not allow the use of a Mercator projection map in school. A school may only use the Gall-Peters projection map or AuthaGraph projection map for display or use in the classroom.

The measure provides that a Mercator projection map may be used in a classroom in conjunction with other projection maps in a teaching exercise to demonstrate that all maps are flawed in some way and that different map projections serve different functions and may affect how an individual views the world.

The school board of each public school district must adopt a policy to implement the requirements outlined in the legislation.

*Notes:*

- The Gall–Peters projection is a rectangular, equal-area map projection. Like all equal-area projections, it distorts most shapes. It is a cylindrical equal-area projection with latitudes 45° north and south as the regions on the map that have no distortion.

- The AuthaGraph World Map is made by dividing a spherical surface into 96 triangles and then transferring it to a tetrahedron while keeping the area's proportions.

**LB 1012** (Walz) [QCPUF] amends and expands section 79-10,110.02 relating to Qualified Capital Purpose Undertaking Fund (QCPUF) to include school safety infrastructure concerns.

**LB 1339** (Brewer) [Armed Staff, Mapping]

#### Firearms on School Grounds

LB 1339 permits a school board or other governing body of a school to authorize the carrying of firearms by security personnel in a school, on school grounds, in a school-owned vehicle, or at a school-sponsored activity or athletic event by adopting a written policy governing such conduct. The written policy must, at a minimum, include requirements for personal qualifications, training, appropriate firearms and ammunition, and appropriate use of force.

#### Criminal Code

Current law, Section 28-1204.04(1), provides that any person who possesses a firearm in a school, on school grounds, in a school-owned vehicle, or at a school-sponsored activity or athletic event is guilty of the offense of "unlawful possession of a firearm at a school." Unlawful possession of a firearm at a school is a Class IV felony.

LB 1339 amends this statute to permit the carrying of concealed handguns by qualified law enforcement officers or qualified retired law enforcement officers. The law is further amended to permit the possession of a firearm by a person who is (i) employed or contracted by a school to provide school security or school event control services and (ii) acting in conformance with a written policy adopted by such school.

#### Response to Emergencies

LB 1339 permits a school board of a school district or a governing authority of a private school in this state to vote to adopt a policy to provide "mapping data" to public safety agencies for use in response to emergencies.

The bill defines "mapping data" as maps relating to a school building or school property with data for an efficient emergency response to such school building or school property that meets the requirements of this section.

A school board or a governing authority that adopts such a policy must provide mapping data in an electronic or digital format to assist public safety agencies in responding to an emergency at a school. The mapping data must, at a minimum, meet all of the following requirements:

- (a) Be compatible with and able to be integrated into software platforms used by public safety agencies that provide emergency services to the specific school for which the data is provided without requiring:
  - (i) The purchase of additional software by such public safety agencies; or
  - (ii) The integration of third-party software to view the data;
- (b) Be a finished map product in a file format easily accessible using a standard or open-source file reader, depending on the needs of the school and the public safety agency;
- (c) Be provided in a printable format;
- (d) Be verified for accuracy, during production and annually, through a walk-through of school buildings and grounds;
- (e) Give an indication of what direction is true north;
- (f) Be overlaid on current aerial imagery or plans of school buildings;
- (g) Contain site-specific labeling that matches the structure of school buildings, including room labels, hallway names, external door or stairwell numbers, locations of hazards, key utility locations, key boxes, automated external defibrillators, and trauma kits using standard labeling rules set by NDE;
- (h) Contain site-specific labeling that matches the school grounds, including parking areas, athletic fields, surrounding roads, and neighboring properties using standard labeling rules set by NDE; and
- (i) Be overlaid with a grid and coordinates.

The school board or the governing authority that adopts a policy must annually:

- (a) certify to the appropriate public safety agencies that the mapping data required to be provided is accurate, or
- (b) if such information has changed, provide the appropriate public safety agencies with updated mapping data.

A school board or a governing authority that adopts a policy and a public safety agency providing services to a school that adopts such a policy may apply to the appropriate ESU for the ESU to pay the costs of and facilitate the implementation of mapping data for such school district, school, or public safety agency. The application must include a copy of the appropriate school policy, an estimate from a vendor on the cost of providing the mapping data, and such other information as the ESU may require.

An ESU may apply to NDE for a grant to cover the costs of providing payments to vendors on behalf of a school district, school, or public safety agency within the ESU's geographical area in order for the school district, school, or public safety agency to provide or access mapping data. The ESU must include with the application the information provided to the ESU by the school district, school, or public safety agency and any other information the department may require.

The bill defines “public safety agency” as a local agency consisting of members who serve a public or governmental agency or political subdivision in an official capacity, with or without compensation, as either peace officers, firefighters, or emergency care providers.

Mapping data would not be a public record for purposes of the Public Records law.

The bill provides intent that grants awarded would be funded from the School Safety and Security Fund.

**LB 1385** (Kauth) [Certification Reciprocity] Requires NDE to make available on a portal on the department’s website the option or ability for an individual with a certificate or permit to apply for an endorsement. The portal would also include a list of courses that an individual with a certificate or permit to teach, provide special services, or administer may take to add an endorsement to such certificate or permit.

The Commissioner of Education must allow, as an alternative method of obtaining an endorsement, an individual with a certificate or permit to take a subject-specific content examination in an endorsement area and indicate such subject as an endorsement on the individual’s certificate or permit based solely on passage of the examination.

The State Board of Education must authorize the issuance of a certificate or permit to any applicant for such certificate or permit who:

- (a) Holds a valid certificate or permit to teach in force in another state at the time of application;
- (b) Is in good standing in all states in which the applicant holds a certificate or permit to teach;
- (c) Does not have any pending investigation or complaint against any such certificate or permit;
- (d) Meets all residency and background check requirements otherwise required for a Nebraska certificate or permit; and
- (e) Pays any applicable fees.

The commissioner must verify that the applicant for a teaching certificate or permit meets the requirements. The applicant may not be required to complete the human relations training requirement to obtain such certification or permit. The certificate or permit must include the same or similar endorsements to teach in all subject areas for which the applicant had been certified to teach in such other state if a similar endorsement is offered in Nebraska.

A conditional permit would be issued to an applicant upon submission of the application, payment of the applicable fees, and the successful completion of the criminal history record information check. The conditional permit would remain in force until the commissioner completes the review of all the requirements and

either issues a certificate or permit to teach or notifies the applicant of the reason the certificate or permit cannot be issued.

---

| <b>LB 1402</b> | <i>Priority</i> | <i>Status</i> | <i>Subject</i>   |
|----------------|-----------------|---------------|--|
|                | Linehan         | General File  | Appropriate funds to the State Treasurer for the purpose of providing grants to scholarship-granting organizations |

LB 1402 appears to be very similar to LB 753 (2023), which provided tax credits for contributions to private school scholarship organizations. The major difference is that LB 1402 does not include provisions for tax credits.

The bulk of the 2024 version of the concept is the same as that passed in 2024. In the case of LB 1402, the bill seeks a \$25 million appropriation to funnel through scholarship-granting organizations (SGOs), which would then funnel funds to students who qualify and wish to attend a private school.

LB1415 Repurposes the Property Tax Incentive Act funds based upon school property taxes paid to refunds based upon valuations only.  
Impact on the Property Owner

**High Levy (.95) School District**

|  | <u>Home Example</u> |                   | <u>Farm Example</u> |
|--|---------------------|-------------------|---------------------|
| Valuation                              | \$300,000           |                   | \$3,000,000         |
| School Levy                            | 0.95                |                   | 0.95                |
| Property Taxes Paid                    | \$2,850             |                   | \$28,500            |
| PTIAct Income Tax Credit @ 30%         | \$855               | Current Credit    | \$8,550             |
| Statewide Valuation                    | \$317,218,190,893   |                   | \$317,218,190,893   |
| Home Value share of Statewide Val.     | 0.00000094572       |                   | 0.00000945721       |
| PTIAct Total Funds to Distribute       | \$560,000,000       |                   | \$560,000,000       |
| Repurposed based on Val. Credit        | \$530               | Repurposed Credit | \$5,296             |
| <b>Lost</b> Credits due to Repurposing | -\$325              |                   | -\$3,254            |

**Low Levy (.50) School District**

|  | <u>Home Example</u> |                   | <u>Farm Example</u> |
|--|---------------------|-------------------|---------------------|
| Valuation                                | \$300,000           |                   | \$3,000,000         |
| School Levy                              | 0.5                 |                   | 0.5                 |
| Property Taxes Paid                      | \$1,500             |                   | \$15,000            |
| PTIAct Income Tax Credit @ 30%           | \$450               | Current Credit    | \$4,500             |
| Statewide Valuation                      | \$317,218,190,893   |                   | \$317,218,190,893   |
| Asset Value share of Statewide Val.      | 0.00000094572       |                   | 0.00000945721       |
| PTIAct Total Funds to Distribute         | \$560,000,000       |                   | \$560,000,000       |
| Repurposed based on Val. Credit          | \$530               | Repurposed Credit | \$5,296             |
| <b>Gained</b> Credits due to Repurposing | \$80                |                   | \$796               |

**Break Even Levy (.5889) School District**

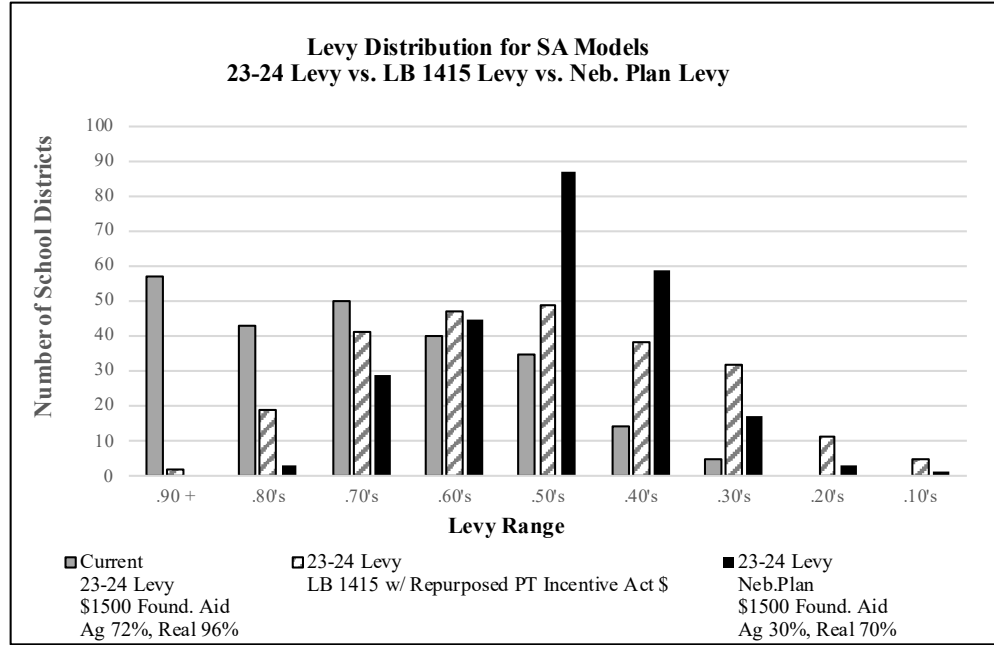
|   | <u>Home Example</u> |                   | <u>Farm Example</u> |
|---|---------------------|-------------------|---------------------|
| Valuation                                   | \$300,000           |                   | \$3,000,000         |
| School Levy                                 | 0.5889              |                   | 0.5889              |
| Property Taxes Paid                         | \$1,767             |                   | \$17,667            |
| PTIAct Income Tax Credit @ 30%              | \$530               | Current Credit    | \$5,300             |
| Statewide Valuation                         | \$317,218,190,893   |                   | \$317,218,190,893   |
| Asset Value share of Statewide Val.         | 0.00000094572       |                   | 0.00000945721       |
| PTIAct Total Funds to Distribute            | \$560,000,000       |                   | \$560,000,000       |
| Repurposed based on Val. Credit             | \$530               | Repurposed Credit | \$5,296             |
| <b>Breakeven</b> Credits due to Repurposing | \$0                 |                   | -\$4                |

**LEVY DISTRIBUTION 23-24 SA MODELS - NEBRASKA PLAN REFERS TO LB 1150 (w/ Potential Amendments)**

| Levy  | Number of Schools  |   |   |
|-------|--|---|---|
|       | Current<br>23-24 Levy<br>\$1500 Found. Aid<br>Ag 72%, Real 96% | 23-24 Levy<br>LB 1415 w/<br>Repurposed PT<br>Incentive Act \$ | 23-24 Levy<br>Neb.Plan<br>\$1500 Found. Aid<br>Ag 30%, Real 70% |
|       | .90 +  | 57  | 2   |
| .80's | 43   | 19  | 3   |
| .70's | 50   | 41  | 29  |
| .60's | 40   | 47  | 45  |
| .50's | 35   | 49  | 87  |
| .40's | 14   | 38  | 59  |
| .30's | 5  | 32  | 17  |
| .20's | 0  | 11  | 3   |
| .10's | 0  | 5   | 1   |

|                   |     |     |     |
|-------------------|-----|-----|-----|
| # of Schools =    | 244 | 244 | 244 |
| # Equalized =     | 64  | TBD | 198 |
| # New Equalized = | -22 | TBD | 134 |

|                              |                  |                  |                  |
|------------------------------|------------------|------------------|------------------|
| Total State Aid =            | \$ 1,180,044,834 | \$ 1,180,044,834 | \$ 1,765,865,031 |
| LB1415 Disbursements         |                  | \$ 585,820,197   |                  |
| Total SA + Disbursements     | \$ 1,180,044,834 | \$ 1,765,865,031 | \$ 1,765,865,031 |
| Increased SA + Disbursements |                  | \$ 585,820,197   | \$ 585,820,197   |



| 22-23 Levy  | 23-24 Average Levy Reduction | 23-24 Levy | 23-24 LB 1415 Average Potential Levy Reduction | 23-24 Neb. Plan 30/70% Average Potential Levy Reduction | Average Valuation per Student Formula |
|-------------|------------------------------|------------|--|---|---------------------------------------|
| .90 +       | 0.0659                       | 1.00's     | 0.1847   | 0.3347  | 913,903                               |
| .80's       | 0.0693                       | .90's      | 0.1847   | 0.3249  | 1,052,338                             |
| .70's       | 0.0598                       | .80's      | 0.1847   | 0.2782  | 1,466,856                             |
| .60's       | 0.0550                       | .70's      | 0.1847   | 0.2146  | 1,873,386                             |
| .50's       | 0.0523                       | .60's      | 0.1847   | 0.1350  | 2,476,164                             |
| .30's-.40's | 0.0328                       | .50's      | 0.1847   | 0.0357  | 3,003,295                             |
|             |                              | .40's      | 0.1847   | 0.0227  | 3,445,572                             |
|             |                              | .30's      | 0.1847   | 0.0000  | 4,753,974                             |

| School Name             | GF Levy Changes:    |              |                |           | State Aid Changes: |             |             | Nebr. Plan State Aid Changes: |            |         |
|-------------------------|---------------------|--------------|----------------|-----------|--------------------|-------------|-------------|-------------------------------|------------|---------|
|                         | 22-23               | 23-24 GF     | 23-24 Nebr.    | Valuation | 22-23              | 23-24       | 22-23 to    | 23-24 State                   | 22-23 to   | Formula |
|                         | General             | Levy         | Plan Potential |           |                    |             |             | Aid with                      | 23-24      |         |
|                         | Fund                | w/\$1500     | GF Levy, Ag @  | per       | 22-23              | Current     | State Aid   | Nebr. Plan,                   | Nebraska   |         |
| Levy                    | Aid                 | 30%, Other @ | Formula        | State Aid | State Aid          | Change      | Ag @ 30%,   | Plan State                    | Students   |         |
|                         | (Color Code @ G252) |              |                |           |                    |             |             |                               |            |         |
| OMAHA PUBLIC SCHOOLS    | 0.9995              | 0.9864       | 0.7470         | 644,537   | 285,701,561        | 285,573,656 | -127,905    | 362,202,745                   | 76,501,184 | 49,661  |
| LINCOLN PUBLIC SCHOOLS  | 1.0500              | 0.9348       | 0.7088         | 876,982   | 114,733,599        | 104,411,057 | -10,322,542 | 183,882,240                   | 69,148,641 | 40,095  |
| MILLARD PUBLIC SCHOOLS  | 1.0540              | 0.9421       | 0.6978         | 660,912   | 73,745,204         | 74,330,641  | 585,437     | 111,217,891                   | 37,472,687 | 22,849  |
| PAPILLION LA VISTA COMM | 1.0070              | 0.9273       | 0.6945         | 749,821   | 31,907,704         | 28,670,376  | -3,237,328  | 49,006,559                    | 17,098,855 | 11,651  |
| ELKHORN PUBLIC SCHOOL   | 1.0226              | 0.8996       | 0.7359         | 907,128   | 17,028,723         | 20,055,996  | 3,027,273   | 36,368,015                    | 19,339,292 | 10,985  |
| GRAND ISLAND PUBLIC SC  | 1.0400              | 0.9500       | 0.7154         | 494,030   | 60,585,718         | 63,649,335  | 3,063,617   | 74,398,749                    | 13,813,031 | 9,275   |
| BELLEVUE PUBLIC SCHOOL  | 1.0500              | 1.0400       | 0.8013         | 495,820   | 49,714,733         | 52,228,116  | 2,513,383   | 63,055,928                    | 13,341,195 | 9,148   |
| GRETNA PUBLIC SCHOOLS   | 1.0045              | 0.8955       | 0.6689         | 758,894   | 19,783,754         | 23,535,372  | 3,751,618   | 34,380,929                    | 14,597,175 | 6,306   |
| WESTSIDE COMMUNITY SC   | 1.0750              | 0.8700       | 0.8700         | 787,180   | 21,426,736         | 29,258,477  | 7,831,741   | 29,258,477                    | 7,831,741  | 6,109   |
| KEARNEY PUBLIC SCHOOLS  | 1.0165              | 0.9828       | 0.7198         | 826,269   | 10,076,421         | 10,025,855  | -50,566     | 22,354,024                    | 12,277,603 | 5,673   |
| FREMONT PUBLIC SCHOOL   | 1.0051              | 0.9197       | 0.6761         | 696,552   | 19,843,494         | 20,552,905  | 709,411     | 29,000,224                    | 9,156,730  | 4,979   |
| NORFOLK PUBLIC SCHOOL   | 1.0000              | 0.9513       | 0.6940         | 783,233   | 10,746,182         | 10,417,758  | -328,424    | 19,103,787                    | 8,357,605  | 4,309   |
| BENNINGTON PUBLIC SCH   | 1.0490              | 0.9520       | 0.7259         | 637,920   | 19,890,288         | 19,508,274  | -382,014    | 25,329,089                    | 5,438,801  | 4,036   |
| COLUMBUS PUBLIC SCHO    | 1.0115              | 1.0158       | 0.7651         | 697,895   | 15,082,475         | 14,235,067  | -847,408    | 20,978,126                    | 5,895,651  | 3,853   |
| SO SIOUX CITY COMMUNIT  | 1.0500              | 1.0248       | 0.7958         | 392,579   | 29,636,963         | 28,080,882  | -1,556,081  | 31,357,996                    | 1,721,033  | 3,646   |
| NORTH PLATTE PUBLIC SC  | 1.0201              | 0.9949       | 0.7340         | 824,842   | 10,492,154         | 9,913,075   | -579,079    | 17,569,925                    | 7,077,771  | 3,559   |
| HASTINGS PUBLIC SCHOOL  | 1.1200              | 1.1000       | 0.8660         | 466,705   | 20,695,309         | 20,627,181  | -68,128     | 24,302,911                    | 3,607,602  | 3,366   |
| SCOTTSBLUFF PUBLIC SCH  | 1.0133              | 0.8289       | 0.5627         | 555,632   | 16,376,645         | 18,480,589  | 2,103,944   | 23,384,803                    | 7,008,158  | 3,316   |
| RALSTON PUBLIC SCHOOL   | 1.0112              | 0.9161       | 0.7778         | 728,098   | 10,502,619         | 9,554,688   | -947,931    | 12,790,534                    | 2,287,915  | 3,214   |
| LEXINGTON PUBLIC SCHO   | 1.0200              | 0.9338       | 0.5961         | 427,045   | 24,191,229         | 23,709,956  | -481,273    | 28,040,499                    | 3,849,270  | 3,002   |
| NORRIS SCHOOL DIST 160  | 1.0068              | 0.8007       | 0.5618         | 925,703   | 4,376,607          | 5,324,230   | 947,623     | 10,692,763                    | 6,316,156  | 2,428   |
| BLAIR COMMUNITY SCHO    | 0.9050              | 0.6292       | 0.6230         | 1,211,465 | 438,874            | 3,752,253   | 3,313,379   | 3,915,575                     | 3,476,701  | 2,173   |
| WAVERLY SCHOOL DISTRI   | 1.0260              | 0.8616       | 0.7233         | 936,523   | 352,528            | 3,566,936   | 3,214,408   | 6,299,295                     | 5,946,767  | 2,109   |
| CRETE PUBLIC SCHOOLS    | 0.9128              | 0.8335       | 0.5189         | 703,346   | 9,798,429          | 10,666,816  | 868,387     | 15,256,721                    | 5,458,292  | 2,074   |
| BEATRICE PUBLIC SCHOOL  | 0.9094              | 0.8832       | 0.5928         | 823,962   | 5,836,187          | 5,354,063   | -482,124    | 9,886,652                     | 4,050,465  | 1,894   |
| SCHUYLER COMMUNITY SC   | 0.9537              | 0.9171       | 0.5287         | 910,078   | 4,972,207          | 4,786,716   | -185,491    | 11,218,778                    | 6,246,571  | 1,820   |
| GERING PUBLIC SCHOOLS   | 1.0499              | 1.0499       | 0.7810         | 538,450   | 9,193,241          | 9,551,705   | 358,464     | 12,148,598                    | 2,955,357  | 1,793   |
| YORK PUBLIC SCHOOLS     | 1.0048              | 0.9615       | 0.6606         | 901,855   | 2,353,000          | 3,080,294   | 727,294     | 7,012,260                     | 4,659,260  | 1,449   |
| NORTHWEST PUBLIC SCHO   | 0.7373              | 0.5307       | 0.5307         | 786,869   | 8,302,564          | 10,083,571  | 1,781,007   | 10,083,571                    | 1,781,007  | 1,434   |
| SEWARD PUBLIC SCHOOLS   | 0.8472              | 0.7038       | 0.6661         | 1,341,591 | 288,134            | 2,460,649   | 2,172,515   | 3,175,085                     | 2,886,951  | 1,414   |
| PLATTSMOUTH COMMUN      | 1.0496              | 1.0499       | 0.7694         | 750,287   | 4,655,658          | 4,156,755   | -498,903    | 7,042,971                     | 2,387,313  | 1,372   |
| NEBRASKA CITY PUBLIC SC | 1.0407              | 0.8916       | 0.5667         | 867,115   | 4,478,555          | 4,763,288   | 284,733     | 8,568,554                     | 4,089,999  | 1,351   |

| School Name             | GF Levy Changes: |              |                |           | State Aid Changes: |           |           | Nebr. Plan State Aid Changes: |            |          |
|-------------------------|------------------|--------------|----------------|-----------|--------------------|-----------|-----------|-------------------------------|------------|----------|
|                         | 22-23            | 23-24 GF     | 23-24 Nebr.    | Valuation | 22-23              | 23-24     | 22-23 to  | 23-24 State                   | 22-23 to   | Formula  |
|                         | General          | Levy         | Plan Potential |           |                    |           |           |                               |            |          |
|                         | Fund             | w/\$1500     | GF Levy, Ag @  | per       | State Aid          | State Aid | State Aid | Nebr. Plan,                   | Nebraska   |          |
| Levy                    | Aid              | 30%, Other @ | Formula        | State Aid | State Aid          | Change    | Ag @ 30%, | Plan State                    |            |          |
|                         |                  | 70% + \$1500 | Student        |           |                    |           |           | Other @ 70%                   | Aid Change | Students |
| MC COOK PUBLIC SCHOOL   | 0.9679           | 0.9272       | 0.6317         | 727,634   | 6,093,643          | 5,527,650 | -565,993  | 8,388,796                     | 2,295,153  | 1,330    |
| ALLIANCE PUBLIC SCHOOL  | 0.9301           | 0.9036       | 0.5627         | 970,259   | 2,387,535          | 2,437,991 | 50,456    | 6,645,085                     | 4,257,550  | 1,272    |
| SIDNEY PUBLIC SCHOOLS   | 1.0500           | 1.0500       | 0.7677         | 664,614   | 5,713,125          | 5,675,851 | -37,274   | 7,865,207                     | 2,152,082  | 1,167    |
| AURORA PUBLIC SCHOOLS   | 0.8482           | 0.7816       | 0.7816         | 1,623,394 | 216,575            | 1,993,031 | 1,776,456 | 1,993,031                     | 1,776,456  | 1,159    |
| SPRINGFIELD PLATTEVIEW  | 0.5485           | 0.4148       | 0.4148         | 2,638,881 | 1,172,329          | 2,922,314 | 1,749,985 | 2,922,314                     | 1,749,985  | 1,148    |
| WAHOO PUBLIC SCHOOLS    | 0.8893           | 0.7799       | 0.5802         | 1,243,060 | 255,128            | 1,810,729 | 1,555,601 | 4,421,514                     | 4,166,386  | 1,052    |
| ASHLAND-GREENWOOD P     | 0.7650           | 0.6379       | 0.4382         | 1,261,066 | 224,959            | 1,884,669 | 1,659,710 | 4,528,730                     | 4,303,771  | 1,050    |
| DOUGLAS CO WEST COMM    | 0.6970           | 0.5665       | 0.5665         | 1,680,246 | 1,061,300          | 2,745,057 | 1,683,757 | 2,745,057                     | 1,683,757  | 977      |
| HOLDREGE PUBLIC SCHOO   | 0.9056           | 0.8605       | 0.6826         | 1,280,268 | 185,200            | 1,689,741 | 1,504,541 | 3,903,307                     | 3,718,107  | 972      |
| WAYNE COMMUNITY SCH     | 0.9337           | 0.7931       | 0.5162         | 1,242,058 | 670,072            | 1,714,961 | 1,044,889 | 4,993,724                     | 4,323,652  | 953      |
| ADAMS CENTRAL PUBLIC S  | 0.6561           | 0.6068       | 0.6068         | 2,205,944 | 665,425            | 2,092,869 | 1,427,444 | 2,092,869                     | 1,427,444  | 935      |
| CHADRON PUBLIC SCHOOL   | 0.9818           | 0.9893       | 0.6576         | 740,817   | 4,611,004          | 4,676,167 | 65,163    | 6,914,242                     | 2,303,238  | 911      |
| LAKEVIEW COMMUNITY S    | 0.5921           | 0.5080       | 0.5080         | 1,901,507 | 324,703            | 1,857,093 | 1,532,390 | 1,857,093                     | 1,532,390  | 910      |
| COZAD COMMUNITY SCH     | 1.0108           | 0.9860       | 0.5973         | 1,007,360 | 2,041,715          | 2,879,448 | 837,733   | 6,429,439                     | 4,387,724  | 907      |
| AUBURN PUBLIC SCHOOLS   | 1.0335           | 0.9175       | 0.5318         | 904,378   | 3,577,229          | 4,088,504 | 511,275   | 7,080,042                     | 3,502,813  | 858      |
| FAIRBURY PUBLIC SCHOOL  | 0.9130           | 0.8760       | 0.6713         | 1,534,591 | 106,631            | 1,355,674 | 1,249,043 | 3,944,945                     | 3,838,314  | 824      |
| GOTHENBURG PUBLIC SCH   | 1.0067           | 0.9449       | 0.6107         | 1,176,756 | 794,827            | 1,729,111 | 934,284   | 4,944,570                     | 4,149,743  | 818      |
| GALLALA PUBLIC SCHOOL   | 0.7972           | 0.6990       | 0.6990         | 1,861,280 | 138,007            | 1,371,322 | 1,233,315 | 1,371,322                     | 1,233,315  | 807      |
| MILFORD PUBLIC SCHOOL   | 0.9158           | 0.9158       | 0.5615         | 999,566   | 2,144,312          | 2,557,022 | 412,710   | 5,363,129                     | 3,218,817  | 792      |
| MINDEN PUBLIC SCHOOLS   | 0.7897           | 0.6779       | 0.5872         | 1,755,298 | 109,700            | 1,324,923 | 1,215,223 | 2,584,900                     | 2,475,200  | 791      |
| FORT CALHOUN COMMUN     | 0.9500           | 0.9500       | 0.7200         | 791,392   | 4,129,058          | 3,844,010 | -285,048  | 5,279,543                     | 1,150,485  | 789      |
| BROKEN BOW PUBLIC SCH   | 0.8546           | 0.7631       | 0.5307         | 1,265,423 | 104,198            | 1,297,343 | 1,193,145 | 3,592,499                     | 3,488,301  | 781      |
| O'NEILL PUBLIC SCHOOLS  | 0.8117           | 0.8041       | 0.7135         | 1,519,545 | 253,889            | 1,295,500 | 1,041,611 | 2,366,284                     | 2,112,395  | 778      |
| FALLS CITY PUBLIC SCHOO | 0.9760           | 0.7599       | 0.4793         | 1,450,329 | 322,878            | 1,483,061 | 1,160,183 | 4,572,428                     | 4,249,550  | 759      |
| SYRACUSE-DUNBAR-AVOC    | 0.9167           | 0.7518       | 0.4924         | 1,367,710 | 119,774            | 1,290,212 | 1,170,438 | 3,950,312                     | 3,830,538  | 750      |
| CENTRAL CITY PUBLIC SCH | 0.8720           | 0.7594       | 0.6210         | 1,617,148 | 102,538            | 1,199,519 | 1,096,981 | 2,810,441                     | 2,707,903  | 720      |
| RAYMOND CENTRAL PUBL    | 0.9621           | 0.8590       | 0.6012         | 1,406,244 | 981,566            | 1,208,095 | 226,529   | 3,744,535                     | 2,762,969  | 700      |
| ARLINGTON PUBLIC SCHOO  | 0.9516           | 0.7565       | 0.5242         | 1,320,398 | 1,189,624          | 2,038,800 | 849,176   | 4,087,756                     | 2,898,132  | 668      |
| WEST POINT PUBLIC SCH   | 0.6400           | 0.5425       | 0.5425         | 2,398,839 | 142,467            | 1,163,700 | 1,021,233 | 1,163,700                     | 1,021,233  | 667      |
| PIERCE PUBLIC SCHOOLS   | 0.8800           | 0.7934       | 0.5736         | 1,443,402 | 599,115            | 1,484,060 | 884,945   | 3,598,995                     | 2,999,880  | 667      |
| ST PAUL PUBLIC SCHOOLS  | 0.9844           | 0.9608       | 0.5576         | 1,096,297 | 1,957,308          | 1,818,598 | -138,710  | 4,743,115                     | 2,785,807  | 662      |
| CONESTOGA PUBLIC SCH    | 0.8996           | 0.8211       | 0.7288         | 1,418,836 | 104,662            | 1,107,169 | 1,002,507 | 1,964,017                     | 1,859,355  | 654      |
| PALMYRA DISTRICT O R 1  | 0.8679           | 0.7568       | 0.4356         | 1,200,073 | 1,306,530          | 1,720,683 | 414,153   | 4,230,785                     | 2,924,255  | 651      |

| School Name                              | GF Levy Changes: |              |                |           | State Aid Changes: |           |             | Nebr. Plan State Aid Changes: |           |         |
|--|------------------|--------------|----------------|-----------|--------------------|-----------|-------------|-------------------------------|-----------|---------|
|  | 22-23            | 23-24 GF     | 23-24 Nebr.    | Valuation | 22-23              | 23-24     | 22-23 to    | 23-24 State                   | 22-23 to  | Formula |
|  | General          | Levy         | Plan Potential |           |                    |           |             |                               |           |         |
|  | Fund             | w/\$1500     | GF Levy, Ag @  | per       | State Aid          | State Aid | State Aid   | Nebr. Plan,                   | Nebraska  |         |
| Levy                                     | Aid              | 30%, Other @ | Formula        | State Aid | State Aid          | Change    | Ag @ 30%,   | Plan State                    |           |         |
|  |                  | 70% + \$1500 | Student        |           |                    |           | Other @ 70% | Aid Change                    | Students  |         |
| SOUTH CENTRAL NEBRASKA                   | 0.7584           | 0.7216       | 0.7216         | 2,461,008 | 96,073             | 1,089,527 | 993,454     | 1,089,527                     | 993,454   | 650     |
| LOUISVILLE PUBLIC SCHOOLS                | 1.0101           | 1.0200       | 0.7486         | 1,072,407 | 1,645,882          | 1,431,241 | -214,641    | 3,320,700                     | 1,674,818 | 649     |
| MALCOLM PUBLIC SCHOOLS                   | 0.7854           | 0.7035       | 0.3971         | 841,726   | 3,661,968          | 3,480,797 | -181,171    | 5,110,800                     | 1,448,832 | 632     |
| DAVID CITY PUBLIC SCHOOLS                | 0.6715           | 0.6355       | 0.6355         | 2,435,328 | 130,944            | 1,092,991 | 962,047     | 1,092,991                     | 962,047   | 630     |
| CHASE COUNTY SCHOOLS                     | 0.5888           | 0.5276       | 0.5276         | 2,276,007 | 277,681            | 1,150,737 | 873,056     | 1,150,737                     | 873,056   | 615     |
| WILBER-CLATONIA PUBLIC SCHOOLS           | 0.9386           | 0.8490       | 0.5334         | 1,260,656 | 771,372            | 1,330,107 | 558,735     | 3,710,698                     | 2,939,326 | 598     |
| LOGAN VIEW PUBLIC SCHOOLS                | 0.6629           | 0.5854       | 0.4781         | 1,706,850 | 835,786            | 1,562,403 | 726,617     | 2,629,045                     | 1,793,259 | 582     |
| WINNEBAGO PUBLIC SCHOOLS                 | 1.0463           | 1.0478       | 0.6380         | 213,712   | 6,818,557          | 7,546,712 | 728,155     | 8,054,313                     | 1,235,756 | 580     |
| MITCHELL PUBLIC SCHOOLS                  | 0.8795           | 0.7921       | 0.4723         | 624,532   | 4,724,490          | 4,660,291 | -64,199     | 5,815,927                     | 1,091,437 | 579     |
| BOONE CENTRAL SCHOOLS                    | 0.4786           | 0.4465       | 0.4465         | 2,694,880 | 427,193            | 1,356,774 | 929,581     | 1,356,774                     | 929,581   | 575     |
| FILLMORE CENTRAL PUBLIC SCHOOLS          | 0.6278           | 0.5548       | 0.5548         | 2,165,860 | 90,653             | 948,846   | 858,193     | 948,846                       | 858,193   | 564     |
| VALENTINE COMMUNITY SCHOOLS              | 0.6390           | 0.5573       | 0.5573         | 2,631,600 | 79,107             | 954,470   | 875,363     | 954,470                       | 875,363   | 564     |
| NORTH BEND CENTRAL PUBLIC SCHOOLS        | 0.5945           | 0.5394       | 0.5394         | 2,170,307 | 719,379            | 1,450,347 | 730,968     | 1,450,347                     | 730,968   | 560     |
| BATTLE CREEK PUBLIC SCHOOLS              | 0.7034           | 0.6677       | 0.4505         | 1,393,955 | 879,768            | 1,742,595 | 862,827     | 3,385,756                     | 2,505,988 | 543     |
| HERSHEY PUBLIC SCHOOLS                   | 0.9196           | 0.7580       | 0.5898         | 1,174,477 | 1,875,148          | 2,822,223 | 947,075     | 3,879,256                     | 2,004,108 | 535     |
| WAKEFIELD PUBLIC SCHOOLS                 | 0.8965           | 0.7018       | 0.3258         | 1,170,689 | 1,439,986          | 2,697,039 | 1,257,053   | 5,029,063                     | 3,589,077 | 530     |
| GIBBON PUBLIC SCHOOLS                    | 0.9940           | 0.9482       | 0.5765         | 1,290,833 | 1,313,704          | 1,132,886 | -180,818    | 3,632,456                     | 2,318,752 | 521     |
| SUMNER HONORABLE NATIONAL PUBLIC SCHOOLS | 1.0499           | 0.9182       | 0.4438         | 41,196    | 6,781,978          | 7,328,916 | 546,938     | 7,429,849                     | 647,871   | 516     |
| FORD PUBLIC SCHOOLS                      | 0.8090           | 0.7456       | 0.5798         | 1,713,082 | 102,351            | 851,459   | 749,108     | 2,309,458                     | 2,207,107 | 513     |
| TEKAMAH-HERMAN COMMUNITY SCHOOLS         | 0.7134           | 0.5806       | 0.5010         | 2,115,172 | 65,840             | 842,401   | 776,561     | 1,702,719                     | 1,636,879 | 511     |
| GORDON-RUSHVILLE PUBLIC SCHOOLS          | 0.8947           | 0.7838       | 0.5367         | 2,047,906 | 55,450             | 818,398   | 762,948     | 3,366,895                     | 3,311,445 | 504     |
| BRIDGEPORT PUBLIC SCHOOLS                | 1.0480           | 0.9540       | 0.7169         | 1,438,514 | 672,957            | 1,581,295 | 908,338     | 3,253,265                     | 2,580,308 | 490     |
| MADISON PUBLIC SCHOOLS                   | 0.7776           | 0.6979       | 0.4846         | 1,897,387 | 81,316             | 818,170   | 736,854     | 2,789,515                     | 2,708,199 | 487     |
| YUTAN PUBLIC SCHOOLS                     | 0.9922           | 0.9427       | 0.6237         | 864,528   | 2,905,862          | 2,630,040 | -275,822    | 3,967,129                     | 1,061,267 | 485     |
| JOHNSON CO CENTRAL PUBLIC SCHOOLS        | 0.9617           | 0.8399       | 0.5930         | 1,697,138 | 57,928             | 789,594   | 731,666     | 2,789,060                     | 2,731,132 | 477     |
| WOOD RIVER RURAL SCHOOLS                 | 0.9904           | 0.9192       | 0.7411         | 1,806,653 | 61,525             | 771,516   | 709,991     | 2,266,941                     | 2,205,416 | 465     |
| FREEMAN PUBLIC SCHOOLS                   | 0.8072           | 0.6225       | 0.4208         | 1,393,067 | 951,632            | 1,648,424 | 696,792     | 2,933,193                     | 1,981,561 | 457     |
| CENTENNIAL PUBLIC SCHOOLS                | 0.4997           | 0.4492       | 0.4492         | 3,617,145 | 89,062             | 784,969   | 695,907     | 784,969                       | 695,907   | 455     |
| ELMWOOD-MURDOCK PUBLIC SCHOOLS           | 0.8349           | 0.7992       | 0.4445         | 1,229,198 | 947,055            | 1,352,755 | 405,700     | 3,301,156                     | 2,354,101 | 447     |
| CEDAR BLUFFS PUBLIC SCHOOLS              | 0.8478           | 0.7563       | 0.3314         | 794,448   | 3,106,056          | 3,890,785 | 784,729     | 5,385,797                     | 2,279,741 | 443     |
| CENTURA PUBLIC SCHOOLS                   | 0.9790           | 0.9097       | 0.6210         | 1,523,638 | 366,704            | 993,805   | 627,101     | 2,884,945                     | 2,518,241 | 430     |
| PONCA PUBLIC SCHOOLS                     | 1.0376           | 0.9177       | 0.5514         | 1,199,411 | 1,758,950          | 1,794,748 | 35,798      | 3,656,313                     | 1,897,363 | 424     |
| WEST HOLT PUBLIC SCHOOLS                 | 0.6475           | 0.5615       | 0.5279         | 2,425,071 | 49,714             | 693,880   | 644,166     | 1,038,708                     | 988,994   | 423     |

| School Name               | GF Levy Changes: |              |                |             | State Aid Changes: |            |           | Nebr. Plan State Aid Changes: |           |         |
|---------------------------|------------------|--------------|----------------|-------------|--------------------|------------|-----------|-------------------------------|-----------|---------|
|                           | 22-23            | 23-24 GF     | 23-24 Nebr.    | Valuation   | 22-23              | 23-24      | 22-23 to  | 23-24 State                   | 22-23 to  | Formula |
|                           | General          | Levy         | Plan Potential |             |                    |            |           | Aid with                      | 23-24     |         |
|                           | Fund             | w/\$1500     | GF Levy, Ag @  | Nebr. Plan, | Current            | State Aid  | Ag @ 30%, | Plan State                    | Students  |         |
| Levy                      | Aid              | 30%, Other @ | Other @ 70%    | Change      | Aid Change         | Aid Change | Students  |                               |           |         |
| DONIPHAN-TRUMBULL PU      | 0.8857           | 0.8158       | 0.6412         | 1,811,628   | 82,944             | 734,472    | 651,528   | 2,067,995                     | 1,985,051 | 421     |
| SUMMERLAND PUBLIC SCH     | 0.5408           | 0.5029       | 0.4279         | 2,752,966   | 36,890             | 669,077    | 632,187   | 1,533,872                     | 1,496,982 | 419     |
| ELKHORN VALLEY SCHOOL     | 0.7843           | 0.7128       | 0.5048         | 1,850,569   | 56,480             | 710,540    | 654,060   | 2,312,794                     | 2,256,314 | 416     |
| SUTTON PUBLIC SCHOOLS     | 0.6428           | 0.5686       | 0.4526         | 2,057,735   | 238,678            | 931,273    | 692,595   | 1,910,008                     | 1,671,330 | 410     |
| HOMER COMMUNITY SCH       | 0.6323           | 0.6096       | 0.2120         | 1,173,086   | 1,957,235          | 1,850,076  | -107,159  | 3,763,010                     | 1,805,775 | 410     |
| WISNER-PILGER PUBLIC SC   | 0.5794           | 0.5469       | 0.5469         | 2,649,991   | 457,469            | 977,932    | 520,463   | 977,932                       | 520,463   | 403     |
| TRI COUNTY PUBLIC SCHO    | 0.6827           | 0.6214       | 0.6214         | 2,411,832   | 375,863            | 1,075,548  | 699,685   | 1,075,548                     | 699,685   | 401     |
| PENDER PUBLIC SCHOOLS     | 0.8204           | 0.7442       | 0.5116         | 1,671,000   | 583,709            | 1,171,332  | 587,623   | 2,720,323                     | 2,136,614 | 399     |
| TWIN RIVER PUBLIC SCHO    | 0.7474           | 0.6805       | 0.6678         | 2,720,828   | 53,048             | 656,942    | 603,894   | 794,407                       | 741,359   | 398     |
| THAYER CENTRAL COMMU      | 0.6627           | 0.6076       | 0.5056         | 2,347,190   | 59,078             | 660,130    | 601,052   | 1,610,596                     | 1,551,518 | 397     |
| PERKINS COUNTY SCHOOL     | 0.5715           | 0.4842       | 0.4842         | 3,386,597   | 64,890             | 645,846    | 580,956   | 645,846                       | 580,956   | 382     |
| LAUREL-CONCORD-COLER      | 0.6905           | 0.6071       | 0.5993         | 2,887,702   | 73,591             | 662,355    | 588,764   | 748,280                       | 674,689   | 382     |
| OAKLAND CRAIG PUBLIC S    | 0.9944           | 0.8993       | 0.4981         | 1,626,358   | 152,291            | 628,673    | 476,382   | 3,115,023                     | 2,962,732 | 381     |
| HARTINGTON NEWCASTLE      | 0.4530           | 0.3628       | 0.3628         | 3,332,329   | 90,994             | 683,748    | 592,754   | 683,748                       | 592,754   | 381     |
| SHELBY - RISING CITY PUBL | 0.6500           | 0.6167       | 0.5301         | 2,208,870   | 532,665            | 1,161,760  | 629,095   | 1,889,866                     | 1,357,201 | 381     |
| SUPERIOR PUBLIC SCHOOL    | 0.9043           | 1.0152       | 0.5710         | 1,456,244   | 998,217            | 892,938    | -105,279  | 3,354,919                     | 2,356,702 | 381     |
| STANTON COMMUNITY SC      | 0.8915           | 0.8260       | 0.5648         | 1,808,886   | 153,953            | 663,869    | 509,916   | 2,453,348                     | 2,299,395 | 379     |
| AINSWORTH COMMUNITY       | 0.6259           | 0.5492       | 0.5492         | 2,676,600   | 47,337             | 621,928    | 574,591   | 621,928                       | 574,591   | 377     |
| HEMINGFORD PUBLIC SCH     | 0.8917           | 0.8805       | 0.7520         | 1,885,679   | 739,457            | 1,228,292  | 488,835   | 2,138,534                     | 1,399,077 | 376     |
| RAVENNA PUBLIC SCHOOL     | 0.7000           | 0.6403       | 0.5905         | 2,106,252   | 38,332             | 608,162    | 569,830   | 1,000,816                     | 962,484   | 374     |
| KIMBALL PUBLIC SCHOOLS    | 0.9697           | 0.8245       | 0.6372         | 1,743,036   | 51,679             | 615,620    | 563,941   | 1,820,411                     | 1,768,732 | 369     |
| AMHERST PUBLIC SCHOOL     | 0.7929           | 0.6596       | 0.2276         | 1,068,377   | 1,973,156          | 2,091,214  | 118,058   | 3,777,573                     | 1,804,417 | 365     |
| SOUTHERN VALLEY SCHO      | 0.7798           | 0.7047       | 0.6149         | 2,514,991   | 38,303             | 588,987    | 550,684   | 1,405,638                     | 1,367,335 | 362     |
| SOUTHERN SCHOOL DISTR     | 1.0000           | 0.9750       | 0.5271         | 1,216,370   | 1,649,835          | 1,530,406  | -119,429  | 3,480,673                     | 1,830,838 | 358     |
| CROFTON COMMUNITY SC      | 0.7597           | 0.7009       | 0.6329         | 1,942,467   | 386,578            | 937,147    | 550,569   | 1,404,878                     | 1,018,300 | 354     |
| ALMA PUBLIC SCHOOLS       | 0.8814           | 0.8800       | 0.5450         | 1,318,680   | 1,547,027          | 1,368,382  | -178,645  | 2,920,837                     | 1,373,810 | 351     |
| CROSS COUNTY COMMUN       | 0.6662           | 0.6197       | 0.5619         | 2,560,684   | 185,790            | 720,027    | 534,237   | 1,222,613                     | 1,036,823 | 340     |
| JOHNSON-BROCK PUBLIC S    | 0.5871           | 0.4564       | 0.1628         | 1,562,721   | 817,148            | 1,180,615  | 363,467   | 2,717,181                     | 1,900,033 | 335     |
| ELM CREEK PUBLIC SCHO     | 0.9232           | 0.8784       | 0.4838         | 1,368,289   | 610,385            | 786,142    | 175,757   | 2,560,095                     | 1,949,710 | 329     |
| HEARTLAND COMMUNITY       | 0.5170           | 0.4935       | 0.4716         | 2,657,302   | 66,397             | 556,199    | 489,802   | 744,562                       | 678,165   | 324     |
| PLAINVIEW PUBLIC SCHO     | 0.6839           | 0.5973       | 0.5973         | 2,544,995   | 44,560             | 544,056    | 499,496   | 544,056                       | 499,496   | 322     |
| NELIGH-OAKDALE SCHOOL     | 0.8983           | 0.8997       | 0.7583         | 1,874,859   | 51,102             | 551,086    | 499,984   | 1,403,595                     | 1,352,493 | 322     |
| BAYARD PUBLIC SCHOOLS     | 1.0075           | 0.9868       | 0.6253         | 1,142,377   | 1,845,655          | 1,845,749  | 94        | 3,123,363                     | 1,277,708 | 309     |

| School Name                        | GF Levy Changes: |              |                |           | State Aid Changes: |           |             | Nebr. Plan State Aid Changes: |            |          |
|------------------------------------|------------------|--------------|----------------|-----------|--------------------|-----------|-------------|-------------------------------|------------|----------|
|                                    | 22-23            | 23-24 GF     | 23-24 Nebr.    | Valuation | 22-23              | 23-24     | 22-23 to    | 23-24 State                   | 22-23 to   | Formula  |
|                                    | General          | Levy         | Plan Potential |           |                    |           |             | Aid with                      | 23-24      |          |
|                                    | Fund             | w/\$1500     | GF Levy, Ag @  | per       | State Aid          | State Aid | State Aid   | Ag @ 30%,                     | Plan State | Students |
| Levy                               | Aid              | 30%, Other @ | Formula        | State Aid | State Aid          | Change    | Other @ 70% | Aid Change                    | Students   |          |
| BOYD COUNTY SCHOOLS                | 0.6768           | 0.6807       | 0.4159         | 2,216,121 | 179,881            | 563,224   | 383,343     | 2,376,941                     | 2,197,060  | 309      |
| ARAPAHOE PUBLIC SCHOOLS            | 0.7100           | 0.6720       | 0.3993         | 1,772,721 | 158,694            | 586,437   | 427,743     | 2,061,907                     | 1,903,213  | 305      |
| PALMER PUBLIC SCHOOLS              | 0.9085           | 0.8772       | 0.4087         | 1,079,477 | 1,441,843          | 1,721,292 | 279,449     | 3,252,305                     | 1,810,462  | 303      |
| MORRILL PUBLIC SCHOOLS             | 1.0053           | 0.9990       | 0.6585         | 1,502,225 | 2,041,821          | 2,014,178 | -27,643     | 3,553,171                     | 1,511,350  | 301      |
| AXTELL COMMUNITY SCHOOLS           | 0.8157           | 0.7957       | 0.6462         | 1,942,125 | 276,929            | 838,272   | 561,343     | 1,708,291                     | 1,431,362  | 300      |
| PLEASANTON PUBLIC SCHOOLS          | 0.8641           | 0.8456       | 0.4280         | 1,440,121 | 499,421            | 622,000   | 122,579     | 2,406,169                     | 1,906,748  | 297      |
| HUMPHREY PUBLIC SCHOOLS            | 0.3398           | 0.3486       | 0.3486         | 3,501,616 | 536,269            | 1,144,678 | 608,409     | 1,144,678                     | 608,409    | 294      |
| BLUE HILL COMMUNITY SCHOOLS        | 0.9443           | 0.8233       | 0.4801         | 1,404,052 | 734,337            | 1,074,893 | 340,556     | 2,486,996                     | 1,752,659  | 293      |
| FULLERTON PUBLIC SCHOOLS           | 0.8709           | 0.7804       | 0.4912         | 1,928,983 | 33,935             | 479,500   | 445,565     | 2,108,970                     | 2,075,035  | 292      |
| SUTHERLAND PUBLIC SCHOOLS          | 1.0354           | 0.9768       | 0.6533         | 1,602,188 | 238,043            | 606,774   | 368,731     | 2,098,702                     | 1,860,659  | 288      |
| LOUP CITY PUBLIC SCHOOLS           | 0.7698           | 0.7407       | 0.6123         | 2,336,348 | 29,497             | 464,713   | 435,216     | 1,319,243                     | 1,289,746  | 285      |
| HITCHCOCK CO SCHOOL SYSTEM         | 0.8809           | 0.8439       | 0.5273         | 1,678,690 | 185,329            | 458,632   | 273,303     | 1,971,805                     | 1,786,476  | 285      |
| EAST BUTLER PUBLIC SCHOOLS         | 0.6708           | 0.6239       | 0.6239         | 3,637,801 | 53,932             | 486,010   | 432,078     | 486,010                       | 432,078    | 283      |
| CENTRAL VALLEY PUBLIC SCHOOLS      | 0.7861           | 0.7529       | 0.7110         | 3,264,344 | 28,786             | 459,191   | 430,405     | 843,688                       | 814,902    | 281      |
| BANCROFT-ROSALIE COMMUNITY SCHOOLS | 0.6960           | 0.5104       | 0.2205         | 1,691,856 | 825,281            | 1,129,482 | 304,201     | 2,506,118                     | 1,680,837  | 281      |
| CREIGHTON COMMUNITY SCHOOLS        | 0.8882           | 0.7713       | 0.5520         | 2,027,037 | 43,512             | 464,398   | 420,886     | 1,691,849                     | 1,648,337  | 276      |
| HOWELLS-DODGE CONSOLIDATED SCHOOLS | 0.5281           | 0.4682       | 0.4682         | 3,143,406 | 56,195             | 476,942   | 420,747     | 476,942                       | 420,747    | 275      |
| DUNDY CO STRATTON PUBLIC SCHOOLS   | 0.5571           | 0.4888       | 0.4888         | 3,890,129 | 41,816             | 449,942   | 408,126     | 449,942                       | 408,126    | 271      |
| WEEPING WATER PUBLIC SCHOOLS       | 1.0587           | 1.0475       | 0.6431         | 1,571,437 | 190,439            | 459,751   | 269,312     | 2,180,438                     | 1,989,999  | 271      |
| SOUTHWEST PUBLIC SCHOOLS           | 0.7046           | 0.6422       | 0.6026         | 2,744,086 | 31,990             | 444,042   | 412,052     | 737,467                       | 705,477    | 270      |
| KENESAW PUBLIC SCHOOLS             | 0.8103           | 0.7438       | 0.5347         | 1,891,679 | 291,399            | 730,591   | 439,192     | 1,788,458                     | 1,497,059  | 267      |
| MEAD PUBLIC SCHOOLS                | 0.8091           | 0.7338       | 0.6442         | 1,870,740 | 733,162            | 1,127,027 | 393,865     | 1,571,174                     | 838,012    | 265      |
| BURWELL PUBLIC SCHOOLS             | 0.9742           | 0.9024       | 0.6770         | 1,887,025 | 453,582            | 787,617   | 334,035     | 1,908,031                     | 1,454,449  | 263      |
| HUMBOLDT TABLE ROCK SCHOOLS        | 0.6848           | 0.5963       | 0.5963         | 3,527,213 | 43,481             | 441,590   | 398,109     | 441,590                       | 398,109    | 261      |
| WALTHILL PUBLIC SCHOOLS            | 1.0499           | 1.0479       | 0.6225         | 752,642   | 3,651,219          | 3,601,381 | -49,838     | 4,437,603                     | 786,384    | 261      |
| LOOMIS PUBLIC SCHOOLS              | 0.6504           | 0.6228       | 0.5298         | 2,035,262 | 749,945            | 1,133,969 | 384,024     | 1,627,905                     | 877,960    | 261      |
| FRANKLIN PUBLIC SCHOOLS            | 0.9744           | 0.8755       | 0.5518         | 1,908,697 | 141,176            | 608,140   | 466,964     | 2,201,948                     | 2,060,772  | 258      |
| LYONS-DECATUR NORTHEAST SCHOOLS    | 0.8368           | 0.7068       | 0.5462         | 2,454,756 | 35,770             | 424,356   | 388,586     | 1,436,328                     | 1,400,558  | 257      |
| RANDOLPH PUBLIC SCHOOLS            | 0.4950           | 0.4060       | 0.4060         | 3,119,694 | 34,858             | 426,258   | 391,400     | 426,258                       | 391,400    | 256      |
| PAWNEE CITY PUBLIC SCHOOLS         | 0.8921           | 0.8796       | 0.3688         | 1,349,534 | 1,191,368          | 1,120,089 | -71,279     | 2,874,924                     | 1,683,556  | 255      |
| CAMBRIDGE PUBLIC SCHOOLS           | 0.9201           | 0.8623       | 0.4664         | 1,509,194 | 1,012,161          | 861,150   | -151,011    | 2,373,440                     | 1,361,279  | 253      |
| MAXWELL PUBLIC SCHOOLS             | 0.8234           | 0.7461       | 0.4810         | 1,318,528 | 1,576,333          | 1,776,077 | 199,744     | 2,658,481                     | 1,082,148  | 252      |
| BLOOMFIELD COMMUNITY SCHOOLS       | 0.4976           | 0.5495       | 0.5318         | 2,740,849 | 49,732             | 416,170   | 366,438     | 537,376                       | 487,644    | 250      |

| School Name             | GF Levy Changes: |              |                |           | State Aid Changes: |           |             | Nebr. Plan State Aid Changes: |           |         |
|-------------------------|------------------|--------------|----------------|-----------|--------------------|-----------|-------------|-------------------------------|-----------|---------|
|                         | 22-23            | 23-24 GF     | 23-24 Nebr.    | Valuation | 22-23              | 23-24     | 22-23 to    | 23-24 State                   | 22-23 to  | Formula |
|                         | General          | Levy         | Plan Potential |           |                    |           |             |                               |           |         |
|                         | Fund             | w/\$1500     | GF Levy, Ag @  | per       | State Aid          | State Aid | State Aid   | Nebr. Plan,                   | Nebraska  |         |
| Levy                    | Aid              | 30%, Other @ | Formula        | State Aid | State Aid          | Change    | Ag @ 30%,   | Plan State                    |           |         |
|                         |                  | 70% + \$1500 | Student        |           |                    |           | Other @ 70% | Aid Change                    | Students  |         |
| OVERTON PUBLIC SCHOOL   | 0.9800           | 0.9437       | 0.5502         | 1,494,475 | 706,715            | 801,260   | 94,545      | 2,267,560                     | 1,560,845 | 249     |
| EMERSON-HUBBARD PUBL    | 0.7880           | 0.6861       | 0.4806         | 2,093,298 | 36,287             | 411,202   | 374,915     | 1,477,577                     | 1,441,290 | 248     |
| SHELTON PUBLIC SCHOOL   | 1.0319           | 1.0495       | 0.6647         | 1,614,312 | 498,825            | 409,256   | -89,569     | 1,922,773                     | 1,423,948 | 244     |
| MC COOL JUNCTION PUBL   | 0.8110           | 0.7492       | 0.4971         | 1,637,874 | 913,700            | 1,169,500 | 255,800     | 2,138,172                     | 1,224,472 | 235     |
| RED CLOUD COMMUNITY     | 0.8159           | 0.7992       | 0.5295         | 1,882,556 | 435,872            | 714,279   | 278,407     | 1,900,348                     | 1,464,476 | 234     |
| BERTRAND PUBLIC SCHOO   | 0.7366           | 0.6982       | 0.6424         | 2,699,697 | 30,024             | 385,740   | 355,716     | 736,667                       | 706,643   | 233     |
| LEIGH COMMUNITY SCHOO   | 0.7710           | 0.7098       | 0.5094         | 2,175,174 | 191,560            | 496,049   | 304,489     | 1,500,640                     | 1,309,080 | 230     |
| FRIEND PUBLIC SCHOOLS   | 0.7548           | 0.6990       | 0.4912         | 2,051,987 | 40,367             | 386,680   | 346,313     | 1,363,176                     | 1,322,809 | 229     |
| WINSIDE PUBLIC SCHOOLS  | 0.6329           | 0.5462       | 0.5271         | 2,296,423 | 597,161            | 921,830   | 324,669     | 1,022,039                     | 424,878   | 229     |
| DESHLER PUBLIC SCHOOLS  | 0.7661           | 0.6959       | 0.5700         | 2,483,519 | 262,236            | 551,792   | 289,556     | 1,259,329                     | 997,093   | 226     |
| DILLER-ODELL PUBLIC SCH | 0.6607           | 0.5982       | 0.5982         | 2,880,507 | 326,348            | 649,523   | 323,175     | 649,523                       | 323,175   | 223     |
| ANSELMO-MERNA PUBLIC    | 0.4936           | 0.5096       | 0.4524         | 2,944,038 | 350,271            | 579,412   | 229,141     | 953,579                       | 603,308   | 222     |
| GILTNER PUBLIC SCHOOLS  | 0.7853           | 0.7403       | 0.5108         | 1,723,603 | 862,211            | 1,180,926 | 318,715     | 2,059,380                     | 1,197,169 | 222     |
| OSCEOLA PUBLIC SCHOOL   | 0.7303           | 0.7855       | 0.6492         | 2,511,987 | 36,498             | 372,250   | 335,752     | 1,128,246                     | 1,091,748 | 221     |
| DORCHESTER PUBLIC SCH   | 0.7345           | 0.7449       | 0.4600         | 1,880,563 | 276,606            | 503,514   | 226,908     | 1,666,506                     | 1,389,900 | 217     |
| WAUNETA-PALISADE PUBL   | 0.7886           | 0.7401       | 0.4000         | 1,920,806 | 63,643             | 365,712   | 302,069     | 1,782,417                     | 1,718,774 | 217     |
| RIVERSIDE PUBLIC SCHOOL | 0.5504           | 0.4793       | 0.4793         | 4,004,960 | 126,738            | 417,192   | 290,454     | 417,192                       | 290,454   | 216     |
| SOUTH PLATTE PUBLIC SCH | 0.6350           | 0.6125       | 0.5655         | 2,323,833 | 636,360            | 760,015   | 123,655     | 995,059                       | 358,699   | 215     |
| MERIDIAN PUBLIC SCHOOL  | 0.6826           | 0.5967       | 0.4687         | 2,189,775 | 794,275            | 1,142,305 | 348,030     | 1,744,732                     | 950,457   | 215     |
| SUMNER-EDDYVILLE-MILL   | 0.9555           | 0.8749       | 0.5183         | 1,919,061 | 246,512            | 518,053   | 271,541     | 1,974,492                     | 1,727,980 | 213     |
| ROCK COUNTY PUBLIC SCH  | 0.5482           | 0.4888       | 0.4861         | 3,314,561 | 215,272            | 614,485   | 399,213     | 633,351                       | 418,079   | 210     |
| HIGH PLAINS COMMUNITY   | 0.5157           | 0.5027       | 0.5027         | 4,337,060 | 32,988             | 355,717   | 322,729     | 355,717                       | 322,729   | 210     |
| CLARKSON PUBLIC SCHOO   | 0.7717           | 0.7290       | 0.4974         | 2,257,468 | 112,562            | 410,912   | 298,350     | 1,499,751                     | 1,387,189 | 208     |
| WILCOX-HILDRETH PUBLIC  | 0.6658           | 0.5705       | 0.5705         | 3,934,436 | 36,453             | 356,053   | 319,600     | 356,053                       | 319,600   | 208     |
| WAUSA PUBLIC SCHOOLS    | 0.8826           | 0.7566       | 0.3999         | 1,978,971 | 25,536             | 386,561   | 361,025     | 1,831,437                     | 1,805,901 | 205     |
| SILVER LAKE PUBLIC SCH  | 0.5531           | 0.5215       | 0.5215         | 4,197,901 | 31,855             | 340,253   | 308,398     | 340,253                       | 308,398   | 204     |
| SANTEE COMMUNITY SCH    | 0.6768           | 0.9080       | 0.3869         | 30,493    | 3,990,246          | 4,031,850 | 41,604      | 4,063,728                     | 73,482    | 201     |
| NIORARA PUBLIC SCHOO    | 0.8817           | 0.8237       | 0.3735         | 1,102,435 | 1,791,152          | 1,731,910 | -59,242     | 2,725,789                     | 934,637   | 200     |
| PAXTON CONSOLIDATED S   | 0.5073           | 0.5185       | 0.5185         | 2,690,270 | 616,281            | 785,933   | 169,652     | 785,933                       | 169,652   | 198     |
| STERLING PUBLIC SCHOOL  | 0.9218           | 0.8770       | 0.5272         | 1,782,006 | 33,989             | 322,663   | 288,674     | 1,552,327                     | 1,518,338 | 197     |
| MEDICINE VALLEY PUBLIC  | 0.9830           | 1.0271       | 0.6105         | 1,611,231 | 953,088            | 941,033   | -12,055     | 2,258,255                     | 1,305,167 | 196     |
| HARVARD PUBLIC SCHOOL   | 0.9855           | 0.9216       | 0.5356         | 2,007,405 | 106,614            | 333,502   | 226,888     | 1,852,856                     | 1,746,242 | 196     |
| NEWMAN GROVE PUBLIC S   | 0.5702           | 0.5181       | 0.5181         | 3,517,213 | 28,821             | 329,546   | 300,725     | 329,546                       | 300,725   | 194     |

| School Name                       | GF Levy Changes: |              |                |           | State Aid Changes: |           |           | Nebr. Plan State Aid Changes: |            |          |
|-----------------------------------|------------------|--------------|----------------|-----------|--------------------|-----------|-----------|-------------------------------|------------|----------|
|                                   | 22-23            | 23-24 GF     | 23-24 Nebr.    | Valuation | 22-23              | 23-24     | 22-23 to  | 23-24 State                   | 22-23 to   | Formula  |
|                                   | General          | Levy         | Plan Potential |           |                    |           |           |                               |            |          |
|                                   | Fund             | w/\$1500     | GF Levy, Ag @  | per       | State Aid          | State Aid | State Aid | Nebr. Plan,                   | Nebraska   |          |
| Levy                              | Aid              | 30%, Other @ | Formula        | State Aid | State Aid          | Change    | Ag @ 30%, | Plan State                    |            |          |
|                                   |                  | 70% + \$1500 | Student        |           |                    |           |           | Other @ 70%                   | Aid Change | Students |
| ANSLEY PUBLIC SCHOOLS             | 0.8152           | 0.8030       | 0.4559         | 1,831,621 | 16,720             | 314,049   | 297,329   | 1,544,822                     | 1,528,102  | 194      |
| ELWOOD PUBLIC SCHOOLS             | 0.5988           | 0.5107       | 0.5107         | 3,265,554 | 42,788             | 339,308   | 296,520   | 339,308                       | 296,520    | 192      |
| HAY SPRINGS PUBLIC SCHOOLS        | 0.9436           | 0.8587       | 0.3593         | 873,075   | 1,641,793          | 1,599,696 | -42,097   | 2,421,897                     | 780,104    | 189      |
| BRADY PUBLIC SCHOOLS              | 0.9500           | 0.8571       | 0.7115         | 2,032,796 | 383,311            | 707,051   | 323,740   | 1,251,931                     | 868,620    | 184      |
| MAYWOOD PUBLIC SCHOOLS            | 0.8745           | 0.8328       | 0.6294         | 2,039,406 | 448,074            | 684,133   | 236,059   | 1,444,210                     | 996,136    | 183      |
| GARDEN COUNTY SCHOOLS             | 0.3921           | 0.3621       | 0.3621         | 5,024,476 | 26,924             | 306,610   | 279,686   | 306,610                       | 279,686    | 182      |
| HAMPTON PUBLIC SCHOOLS            | 0.6963           | 0.6397       | 0.4650         | 2,140,092 | 573,856            | 840,067   | 266,211   | 1,503,179                     | 929,323    | 177      |
| WYNOT PUBLIC SCHOOLS              | 0.9538           | 0.9506       | 0.5176         | 1,189,545 | 1,537,947          | 1,405,584 | -132,363  | 2,318,867                     | 780,920    | 177      |
| STUART PUBLIC SCHOOLS             | 0.9137           | 0.9076       | 0.4897         | 1,097,454 | 1,298,515          | 1,330,109 | 31,594    | 2,141,140                     | 842,625    | 177      |
| ELGIN PUBLIC SCHOOLS              | 0.4168           | 0.4043       | 0.4043         | 4,491,027 | 399,327            | 578,026   | 178,699   | 578,026                       | 178,699    | 174      |
| ARNOLD PUBLIC SCHOOLS             | 0.6647           | 0.6137       | 0.4532         | 2,736,004 | 125,878            | 375,302   | 249,424   | 1,124,777                     | 998,899    | 171      |
| STAPLETON PUBLIC SCHOOLS          | 0.6382           | 0.6203       | 0.4459         | 2,491,627 | 342,264            | 586,099   | 243,835   | 1,312,725                     | 970,461    | 167      |
| OSMOND COMMUNITY SCHOOLS          | 0.7709           | 0.6895       | 0.5692         | 2,713,660 | 207,690            | 367,318   | 159,628   | 911,509                       | 703,819    | 167      |
| LEWISTON CONSOLIDATED SCHOOLS     | 0.6288           | 0.5970       | 0.4695         | 2,855,459 | 332,665            | 631,560   | 298,895   | 1,235,364                     | 902,699    | 166      |
| WALLACE PUBLIC SCHOOL DISTRICT    | 0.8026           | 0.7752       | 0.7212         | 3,352,665 | 223,318            | 487,708   | 264,390   | 786,169                       | 562,851    | 165      |
| BRUNING-DAVENPORT UNIFIED SCHOOLS | 0.4900           | 0.4698       | 0.4698         | 5,547,872 | 47,110             | 298,026   | 250,916   | 298,026                       | 250,916    | 165      |
| SARGENT PUBLIC SCHOOLS            | 0.8268           | 0.8040       | 0.4266         | 2,300,932 | 11,073             | 259,438   | 248,365   | 1,682,855                     | 1,671,782  | 164      |
| SANCTI EDWARD PUBLIC SCHOOLS      | 0.6719           | 0.6462       | 0.4848         | 2,898,555 | 21,698             | 267,383   | 245,685   | 1,029,201                     | 1,007,503  | 163      |
| EUCLID-FARNAM PUBLIC SCHOOLS      | 0.7017           | 0.6683       | 0.5096         | 2,887,654 | 24,658             | 275,355   | 250,697   | 1,019,026                     | 994,368    | 162      |
| CALLAWAY PUBLIC SCHOOLS           | 0.7147           | 0.6693       | 0.4893         | 3,011,274 | 25,187             | 271,313   | 246,126   | 1,141,801                     | 1,116,614  | 161      |
| POTTER-DIX PUBLIC SCHOOLS         | 0.7992           | 0.7877       | 0.5969         | 2,321,753 | 421,257            | 674,105   | 252,848   | 1,383,858                     | 962,601    | 160      |
| CRAWFORD PUBLIC SCHOOLS           | 0.7858           | 0.8754       | 0.5426         | 1,824,081 | 662,284            | 553,720   | -108,564  | 1,513,610                     | 851,326    | 158      |
| SCRIBNER-SNYDER COMMUNITY SCHOOLS | 0.7350           | 0.6534       | 0.5957         | 3,530,902 | 42,168             | 290,297   | 248,129   | 610,599                       | 568,431    | 157      |
| CREEK VALLEY SCHOOLS              | 0.7447           | 0.7020       | 0.6955         | 3,197,383 | 28,497             | 265,467   | 236,970   | 298,023                       | 269,526    | 157      |
| MULLEN PUBLIC SCHOOLS             | 0.5423           | 0.4802       | 0.4802         | 4,168,831 | 334,950            | 475,632   | 140,682   | 475,632                       | 140,682    | 157      |
| CODY-KILGORE PUBLIC SCHOOLS       | 0.8989           | 0.7589       | 0.3034         | 1,384,899 | 1,216,698          | 1,464,566 | 247,868   | 2,434,037                     | 1,217,339  | 154      |
| EXETER-MILLIGAN PUBLIC SCHOOLS    | 0.5608           | 0.5334       | 0.5334         | 5,058,733 | 38,993             | 267,214   | 228,221   | 267,214                       | 228,221    | 147      |
| BANNER COUNTY PUBLIC SCHOOLS      | 0.8575           | 0.7906       | 0.4523         | 2,277,977 | 479,894            | 649,304   | 169,410   | 1,768,208                     | 1,288,314  | 145      |
| MINATARE PUBLIC SCHOOLS           | 0.9282           | 0.8529       | 0.5619         | 399,835   | 2,816,843          | 2,891,916 | 75,073    | 3,058,806                     | 241,963    | 143      |
| HYANNIS AREA SCHOOLS              | 0.4128           | 0.3438       | 0.3438         | 4,974,275 | 29,072             | 313,140   | 284,068   | 313,140                       | 284,068    | 143      |
| VERDIGRE PUBLIC SCHOOLS           | 0.8536           | 0.7751       | 0.5518         | 2,507,153 | 14,206             | 264,079   | 249,873   | 1,046,662                     | 1,032,456  | 140      |
| ALLEN CONSOLIDATED SCHOOLS        | 0.7646           | 0.6323       | 0.4914         | 2,996,888 | 27,800             | 263,856   | 236,056   | 835,643                       | 807,843    | 135      |
| SHICKLEY PUBLIC SCHOOLS           | 0.7220           | 0.7320       | 0.7043         | 3,905,828 | 214,869            | 406,610   | 191,741   | 552,517                       | 337,648    | 135      |

| School Name                 | GF Levy Changes:        |                              |  |                       | State Aid Changes: |                         |   | Nebr. Plan State Aid Changes:                          |  |                  |
|-----------------------------|-------------------------|------------------------------|--|-----------------------|--------------------|-------------------------|---|--|--|------------------|
|                             | 22-23 General Fund Levy | 23-24 GF w/\$1500 Found. Aid | 23-24 Nebr. Plan Potential GF Levy, Ag @ 30%, Other @ 70% + \$1500 | Valuation per Student | 22-23 State Aid    | 23-24 Current State Aid | 22-23 to 23-24 Current State Aid Change | 23-24 State Aid with Nebr. Plan, Ag @ 30%, Other @ 70% | 22-23 to 23-24 Nebr. Plan State Aid Change | Formula Students |
| HAYES CENTER PUBLIC SCH     | 0.7556                  | 0.6668                       | 0.4474   | 3,105,288             | 8,798              | 209,843                 | 201,045                                 | 1,107,299  | 1,098,501                                  | 132              |
| LEYTON PUBLIC SCHOOLS       | 0.8916                  | 0.8638                       | 0.7755   | 3,423,038             | 179,943            | 217,992                 | 38,049                                  | 615,903  | 435,960                                    | 132              |
| THEDFORD PUBLIC SCHOOLS     | 0.5808                  | 0.5680                       | 0.4070   | 2,815,496             | 179,063            | 368,552                 | 189,489                                 | 949,014  | 769,951                                    | 128              |
| ARCADIA PUBLIC SCHOOLS      | 1.1727                  | 1.0866                       | 0.6065   | 1,410,204             | 1,256,224          | 1,303,312               | 47,088                                  | 2,120,780  | 864,556                                    | 121              |
| CHAMBERS PUBLIC SCHOOLS     | 0.7965                  | 0.7582                       | 0.3374   | 2,567,409             | 107,504            | 219,682                 | 112,178                                 | 1,493,826  | 1,386,322                                  | 118              |
| ARTHUR COUNTY SCHOOLS       | 0.8476                  | 0.8529                       | 0.4827   | 2,356,569             | 293,367            | 460,645                 | 167,278                                 | 1,477,848  | 1,184,481                                  | 117              |
| WHEELER CENTRAL SCHOOLS     | 0.5459                  | 0.5304                       | 0.5304   | 6,336,114             | 10,941             | 179,311                 | 168,370                                 | 179,311  | 168,370                                    | 111              |
| ELBA PUBLIC SCHOOLS         | 0.9384                  | 0.9649                       | 0.4867   | 1,640,442             | 1,110,547          | 1,143,365               | 32,818                                  | 1,990,552  | 880,005                                    | 108              |
| LITCHFIELD PUBLIC SCHOOLS   | 0.9197                  | 0.9517                       | 0.5274   | 2,646,786             | 14,989             | 188,979                 | 173,990                                 | 1,359,799  | 1,344,810                                  | 104              |
| KEYA PAHA COUNTY SCHOOLS    | 0.4530                  | 0.3767                       | 0.3767   | 6,937,175             | 10,757             | 139,606                 | 128,849                                 | 139,606  | 128,849                                    | 84               |
| SANDHILLS PUBLIC SCHOOLS    | 0.5660                  | 0.5593                       | 0.5227   | 5,700,992             | 178,994            | 257,310                 | 78,316                                  | 426,220  | 247,226                                    | 81               |
| SIOUX COUNTY PUBLIC SCHOOLS | 0.6147                  | 0.5300                       | 0.5300   | 7,194,834             | 12,282             | 130,619                 | 118,337                                 | 130,619  | 118,337                                    | 79               |
| LOUP COUNTY PUBLIC SCHOOLS  | 0.6776                  | 0.6042                       | 0.3808   | 5,004,475             | 7,603              | 117,961                 | 110,358                                 | 929,031  | 921,428                                    | 73               |
| MC PHERSON COUNTY SCHOOLS   | 0.6949                  | 0.6947                       | 0.4535   | 6,572,222             | 5,917              | 84,869                  | 78,952                                  | 912,391  | 906,474                                    | 52               |
|                             |                         |                              |  |                       | 1,071,351,786      | 1,180,044,834           | 108,693,048                             | 1,765,865,031  | 694,513,245                                | 312,092          |

Levy:

|        |           |
|--------|-----------|
| Orange | > .90     |
| Green  | .80 - .89 |
| Yellow | .70 - .79 |
| White  | .50 - .69 |
| Blue   | < .50     |

Students:

|        |             |             |         |       |        |
|--------|-------------|-------------|---------|-------|--------|
| Orange | 7 Largest   | 9148-49,661 | 153,664 | 49.2% | 21,952 |
| Orange | Next 13     | 3002 - 6306 | 55,369  | 17.7% | 4,259  |
| Yellow | Next 19     | 1050 - 2428 | 29,487  | 9.4%  | 1,552  |
| White  | Next 47     | 500 - 999   | 32,651  | 10.5% | 695    |
| Green  | Next 78     | 250 - 499   | 26,906  | 8.6%  | 345    |
| Blue   | 80 Smallest | 52 - 249    | 14,016  | 4.5%  | 175    |
|        |             |             | 312,093 | 100%  |        |

| School Name                    | GF Levy Changes: |                          |                |           | State Aid Changes: |             |             | Nebr. Plan State Aid Changes: |            |         |
|--------------------------------|------------------|--------------------------|----------------|-----------|--------------------|-------------|-------------|-------------------------------|------------|---------|
|                                | 22-23            | 23-24 GF                 | 23-24 Nebr.    | Valuation | 22-23              | 23-24       | 22-23 to    | 23-24 State                   | 22-23 to   | Formula |
|                                | General          | Levy                     | Plan Potential |           |                    |             |             |                               |            |         |
|                                | Fund             | w/\$1500                 | GF Levy        | per       | State Aid          | State Aid   | Current     | Ag @ 30%,                     | Plan State |         |
| Levy                           | Aid              | Ag @ 30%,<br>Other @ 70% | Formula        | State Aid | State Aid          | Change      | Other @ 70% | Aid Change                    | Students   |         |
| (Color Code @ G252)            |                  |                          |                |           |                    |             |             |                               |            |         |
| HASTINGS PUBLIC SCHOOLS        | 1.1200           | 1.1000                   | 0.8660         | 466,705   | 20,695,309         | 20,627,181  | -68,128     | 24,302,911                    | 3,607,602  | 3,366   |
| ARCADIA PUBLIC SCHOOLS         | 1.1727           | 1.0866                   | 0.6065         | 1,410,204 | 1,256,224          | 1,303,312   | 47,088      | 2,120,780                     | 864,556    | 121     |
| SIDNEY PUBLIC SCHOOLS          | 1.0500           | 1.0500                   | 0.7677         | 664,614   | 5,713,125          | 5,675,851   | -37,274     | 7,865,207                     | 2,152,082  | 1,167   |
| GERING PUBLIC SCHOOLS          | 1.0499           | 1.0499                   | 0.7810         | 538,450   | 9,193,241          | 9,551,705   | 358,464     | 12,148,598                    | 2,955,357  | 1,793   |
| PLATTSMOUTH COMMUNITY SCHOOLS  | 1.0496           | 1.0499                   | 0.7694         | 750,287   | 4,655,658          | 4,156,755   | -498,903    | 7,042,971                     | 2,387,313  | 1,372   |
| SHELTON PUBLIC SCHOOLS         | 1.0319           | 1.0495                   | 0.6647         | 1,614,312 | 498,825            | 409,256     | -89,569     | 1,922,773                     | 1,423,948  | 244     |
| WALTHILL PUBLIC SCHOOLS        | 1.0499           | 1.0479                   | 0.6225         | 752,642   | 3,651,219          | 3,601,381   | -49,838     | 4,437,603                     | 786,384    | 261     |
| WINNEBAGO PUBLIC SCHOOLS       | 1.0463           | 1.0478                   | 0.6380         | 213,712   | 6,818,557          | 7,546,712   | 728,155     | 8,054,313                     | 1,235,756  | 580     |
| WEEPING WATER PUBLIC SCHOOLS   | 1.0587           | 1.0475                   | 0.6431         | 1,571,437 | 190,439            | 459,751     | 269,312     | 2,180,438                     | 1,989,999  | 271     |
| BELLEVUE PUBLIC SCHOOLS        | 1.0500           | 1.0400                   | 0.8013         | 495,820   | 49,714,733         | 52,228,116  | 2,513,383   | 63,055,928                    | 13,341,195 | 9,148   |
| MEDICINE VALLEY PUBLIC SCHOOLS | 0.9830           | 1.0271                   | 0.6105         | 1,611,231 | 953,088            | 941,033     | -12,055     | 2,258,255                     | 1,305,167  | 196     |
| WASIOUX CITY COMMUNITY SCHOOLS | 1.0500           | 1.0248                   | 0.7958         | 392,579   | 29,636,963         | 28,080,882  | -1,556,081  | 31,357,996                    | 1,721,033  | 3,646   |
| LOUISVILLE PUBLIC SCHOOLS      | 1.0101           | 1.0200                   | 0.7486         | 1,072,407 | 1,645,882          | 1,431,241   | -214,641    | 3,320,700                     | 1,674,818  | 649     |
| COLUMBUS PUBLIC SCHOOLS        | 1.0115           | 1.0158                   | 0.7651         | 697,895   | 15,082,475         | 14,235,067  | -847,408    | 20,978,126                    | 5,895,651  | 3,853   |
| SUPERIOR PUBLIC SCHOOLS        | 0.9043           | 1.0152                   | 0.5710         | 1,456,244 | 998,217            | 892,938     | -105,279    | 3,354,919                     | 2,356,702  | 381     |
| MORRILL PUBLIC SCHOOLS         | 1.0053           | 0.9990                   | 0.6585         | 1,502,225 | 2,041,821          | 2,014,178   | -27,643     | 3,553,171                     | 1,511,350  | 301     |
| NORTH PLATTE PUBLIC SCHOOLS    | 1.0201           | 0.9949                   | 0.7340         | 824,842   | 10,492,154         | 9,913,075   | -579,079    | 17,569,925                    | 7,077,771  | 3,559   |
| CHADRON PUBLIC SCHOOLS         | 0.9818           | 0.9893                   | 0.6576         | 740,817   | 4,611,004          | 4,676,167   | 65,163      | 6,914,242                     | 2,303,238  | 911     |
| BAYARD PUBLIC SCHOOLS          | 1.0075           | 0.9868                   | 0.6253         | 1,142,377 | 1,845,655          | 1,845,749   | 94          | 3,123,363                     | 1,277,708  | 309     |
| OMAHA PUBLIC SCHOOLS           | 0.9995           | 0.9864                   | 0.7470         | 644,537   | 285,701,561        | 285,573,656 | -127,905    | 362,202,745                   | 76,501,184 | 49,661  |
| COZAD COMMUNITY SCHOOLS        | 1.0108           | 0.9860                   | 0.5973         | 1,007,360 | 2,041,715          | 2,879,448   | 837,733     | 6,429,439                     | 4,387,724  | 907     |
| KEARNEY PUBLIC SCHOOLS         | 1.0165           | 0.9828                   | 0.7198         | 826,269   | 10,076,421         | 10,025,855  | -50,566     | 22,354,024                    | 12,277,603 | 5,673   |
| SUTHERLAND PUBLIC SCHOOLS      | 1.0354           | 0.9768                   | 0.6533         | 1,602,188 | 238,043            | 606,774     | 368,731     | 2,098,702                     | 1,860,659  | 288     |
| SOUTHERN SCHOOL DISTRICT       | 1.0000           | 0.9750                   | 0.5271         | 1,216,370 | 1,649,835          | 1,530,406   | -119,429    | 3,480,673                     | 1,830,838  | 358     |
| ELBA PUBLIC SCHOOLS            | 0.9384           | 0.9649                   | 0.4867         | 1,640,442 | 1,110,547          | 1,143,365   | 32,818      | 1,990,552                     | 880,005    | 108     |
| YORK PUBLIC SCHOOLS            | 1.0048           | 0.9615                   | 0.6606         | 901,855   | 2,353,000          | 3,080,294   | 727,294     | 7,012,260                     | 4,659,260  | 1,449   |
| ST PAUL PUBLIC SCHOOLS         | 0.9844           | 0.9608                   | 0.5576         | 1,096,297 | 1,957,308          | 1,818,598   | -138,710    | 4,743,115                     | 2,785,807  | 662     |
| BRIDGEPORT PUBLIC SCHOOLS      | 1.0480           | 0.9540                   | 0.7169         | 1,438,514 | 672,957            | 1,581,295   | 908,338     | 3,253,265                     | 2,580,308  | 490     |
| BENNINGTON PUBLIC SCHOOLS      | 1.0490           | 0.9520                   | 0.7259         | 637,920   | 19,890,288         | 19,508,274  | -382,014    | 25,329,089                    | 5,438,801  | 4,036   |
| LITCHFIELD PUBLIC SCHOOLS      | 0.9197           | 0.9517                   | 0.5274         | 2,646,786 | 14,989             | 188,979     | 173,990     | 1,359,799                     | 1,344,810  | 104     |
| NORFOLK PUBLIC SCHOOLS         | 1.0000           | 0.9513                   | 0.6940         | 783,233   | 10,746,182         | 10,417,758  | -328,424    | 19,103,787                    | 8,357,605  | 4,309   |
| WYNOT PUBLIC SCHOOLS           | 0.9538           | 0.9506                   | 0.5176         | 1,189,545 | 1,537,947          | 1,405,584   | -132,363    | 2,318,867                     | 780,920    | 177     |

| School Name             | GF Levy Changes: |                          |                |           | State Aid Changes: |             |                          | Nebr. Plan State Aid Changes: |            |         |
|-------------------------|------------------|--------------------------|----------------|-----------|--------------------|-------------|--------------------------|-------------------------------|------------|---------|
|                         | 22-23            | 23-24 GF                 | 23-24 Nebr.    | Valuation | 22-23              | 23-24       | 22-23 to                 | 23-24 State                   | 22-23 to   | Formula |
|                         | General          | Levy                     | Plan Potential |           |                    |             |                          |                               |            |         |
|                         | Fund             | w/\$1500                 | GF Levy        | per       | State Aid          | State Aid   | State Aid                | Nebr. Plan,                   | Nebraska   |         |
| Levy                    | Aid              | Ag @ 30%,<br>Other @ 70% | Formula        | State Aid | State Aid          | Change      | Ag @ 30%,<br>Other @ 70% | Plan State<br>Aid Change      | Students   |         |
| GRAND ISLAND PUBLIC SC  | 1.0400           | 0.9500                   | 0.7154         | 494,030   | 60,585,718         | 63,649,335  | 3,063,617                | 74,398,749                    | 13,813,031 | 9,275   |
| FORT CALHOUN COMMUN     | 0.9500           | 0.9500                   | 0.7200         | 791,392   | 4,129,058          | 3,844,010   | -285,048                 | 5,279,543                     | 1,150,485  | 789     |
| GIBBON PUBLIC SCHOOLS   | 0.9940           | 0.9482                   | 0.5765         | 1,290,833 | 1,313,704          | 1,132,886   | -180,818                 | 3,632,456                     | 2,318,752  | 521     |
| GOTHENBURG PUBLIC SCH   | 1.0067           | 0.9449                   | 0.6107         | 1,176,756 | 794,827            | 1,729,111   | 934,284                  | 4,944,570                     | 4,149,743  | 818     |
| OVERTON PUBLIC SCHOOL   | 0.9800           | 0.9437                   | 0.5502         | 1,494,475 | 706,715            | 801,260     | 94,545                   | 2,267,560                     | 1,560,845  | 249     |
| YUTAN PUBLIC SCHOOLS    | 0.9922           | 0.9427                   | 0.6237         | 864,528   | 2,905,862          | 2,630,040   | -275,822                 | 3,967,129                     | 1,061,267  | 485     |
| MILLARD PUBLIC SCHOOLS  | 1.0540           | 0.9421                   | 0.6978         | 660,912   | 73,745,204         | 74,330,641  | 585,437                  | 111,217,891                   | 37,472,687 | 22,849  |
| LINCOLN PUBLIC SCHOOLS  | 1.0500           | 0.9348                   | 0.7088         | 876,982   | 114,733,599        | 104,411,057 | -10,322,542              | 183,882,240                   | 69,148,641 | 40,095  |
| LEXINGTON PUBLIC SCHO   | 1.0200           | 0.9338                   | 0.5961         | 427,045   | 24,191,229         | 23,709,956  | -481,273                 | 28,040,499                    | 3,849,270  | 3,002   |
| PAPILLION LA VISTA COMM | 1.0070           | 0.9273                   | 0.6945         | 749,821   | 31,907,704         | 28,670,376  | -3,237,328               | 49,006,559                    | 17,098,855 | 11,651  |
| MC COOK PUBLIC SCHOOL   | 0.9679           | 0.9272                   | 0.6317         | 727,634   | 6,093,643          | 5,527,650   | -565,993                 | 8,388,796                     | 2,295,153  | 1,330   |
| HARVARD PUBLIC SCHOOL   | 0.9855           | 0.9216                   | 0.5356         | 2,007,405 | 106,614            | 333,502     | 226,888                  | 1,852,856                     | 1,746,242  | 196     |
| FREMONT PUBLIC SCHOOL   | 1.0051           | 0.9197                   | 0.6761         | 696,552   | 19,843,494         | 20,552,905  | 709,411                  | 29,000,224                    | 9,156,730  | 4,979   |
| WOOD RIVER RURAL SCH    | 0.9904           | 0.9192                   | 0.7411         | 1,806,653 | 61,525             | 771,516     | 709,991                  | 2,266,941                     | 2,205,416  | 465     |
| WOMO N HO N NATION PUB  | 1.0499           | 0.9182                   | 0.4438         | 41,196    | 6,781,978          | 7,328,916   | 546,938                  | 7,429,849                     | 647,871    | 516     |
| PONCA PUBLIC SCHOOLS    | 1.0376           | 0.9177                   | 0.5514         | 1,199,411 | 1,758,950          | 1,794,748   | 35,798                   | 3,656,313                     | 1,897,363  | 424     |
| AUBURN PUBLIC SCHOOLS   | 1.0335           | 0.9175                   | 0.5318         | 904,378   | 3,577,229          | 4,088,504   | 511,275                  | 7,080,042                     | 3,502,813  | 858     |
| SCHUYLER COMMUNITY SC   | 0.9537           | 0.9171                   | 0.5287         | 910,078   | 4,972,207          | 4,786,716   | -185,491                 | 11,218,778                    | 6,246,571  | 1,820   |
| RALSTON PUBLIC SCHOOL   | 1.0112           | 0.9161                   | 0.7778         | 728,098   | 10,502,619         | 9,554,688   | -947,931                 | 12,790,534                    | 2,287,915  | 3,214   |
| MILFORD PUBLIC SCHOOL   | 0.9158           | 0.9158                   | 0.5615         | 999,566   | 2,144,312          | 2,557,022   | 412,710                  | 5,363,129                     | 3,218,817  | 792     |
| CENTURA PUBLIC SCHOOL   | 0.9790           | 0.9097                   | 0.6210         | 1,523,638 | 366,704            | 993,805     | 627,101                  | 2,884,945                     | 2,518,241  | 430     |
| SANTEE COMMUNITY SCH    | 0.6768           | 0.9080                   | 0.3869         | 30,493    | 3,990,246          | 4,031,850   | 41,604                   | 4,063,728                     | 73,482     | 201     |
| STUART PUBLIC SCHOOLS   | 0.9137           | 0.9076                   | 0.4897         | 1,097,454 | 1,298,515          | 1,330,109   | 31,594                   | 2,141,140                     | 842,625    | 177     |
| ALLIANCE PUBLIC SCHOOL  | 0.9301           | 0.9036                   | 0.5627         | 970,259   | 2,387,535          | 2,437,991   | 50,456                   | 6,645,085                     | 4,257,550  | 1,272   |
| BURWELL PUBLIC SCHOOL   | 0.9742           | 0.9024                   | 0.6770         | 1,887,025 | 453,582            | 787,617     | 334,035                  | 1,908,031                     | 1,454,449  | 263     |
| NELIGH-OAKDALE SCHOOL   | 0.8983           | 0.8997                   | 0.7583         | 1,874,859 | 51,102             | 551,086     | 499,984                  | 1,403,595                     | 1,352,493  | 322     |
| ELKHORN PUBLIC SCHOOL   | 1.0226           | 0.8996                   | 0.7359         | 907,128   | 17,028,723         | 20,055,996  | 3,027,273                | 36,368,015                    | 19,339,292 | 10,985  |
| OAKLAND CRAIG PUBLIC S  | 0.9944           | 0.8993                   | 0.4981         | 1,626,358 | 152,291            | 628,673     | 476,382                  | 3,115,023                     | 2,962,732  | 381     |
| GRETNA PUBLIC SCHOOLS   | 1.0045           | 0.8955                   | 0.6689         | 758,894   | 19,783,754         | 23,535,372  | 3,751,618                | 34,380,929                    | 14,597,175 | 6,306   |
| NEBRASKA CITY PUBLIC SC | 1.0407           | 0.8916                   | 0.5667         | 867,115   | 4,478,555          | 4,763,288   | 284,733                  | 8,568,554                     | 4,089,999  | 1,351   |
| BEATRICE PUBLIC SCHOOL  | 0.9094           | 0.8832                   | 0.5928         | 823,962   | 5,836,187          | 5,354,063   | -482,124                 | 9,886,652                     | 4,050,465  | 1,894   |
| HEMINGFORD PUBLIC SCH   | 0.8917           | 0.8805                   | 0.7520         | 1,885,679 | 739,457            | 1,228,292   | 488,835                  | 2,138,534                     | 1,399,077  | 376     |
| ALMA PUBLIC SCHOOLS     | 0.8814           | 0.8800                   | 0.5450         | 1,318,680 | 1,547,027          | 1,368,382   | -178,645                 | 2,920,837                     | 1,373,810  | 351     |

| School Name                       | GF Levy Changes: |             |                |  | State Aid Changes: |                               |   | Nebr. Plan State Aid Changes: |            |                     |
|-----------------------------------|------------------|-------------|----------------|--|--------------------|-------------------------------|---|-------------------------------|------------|---------------------|
|                                   | 22-23            | 23-24 GF    | 23-24 Nebr.    | Valuation<br>per<br>Formula<br>Student | 22-23<br>State Aid | 23-24<br>Current<br>State Aid | 22-23 to<br>23-24<br>Current<br>State Aid<br>Change | 23-24 State                   | 22-23 to   | Formula<br>Students |
|                                   | General          | Levy        | Plan Potential |  |                    |                               |   | 23-24 State                   | 23-24      |                     |
|                                   | Fund             | w/\$1500    | GF Levy        | Ag @ 30%,                              | 22-23              | 23-24                         | State Aid   | Ag @ 30%,                     | Plan State | Other @ 70%         |
| Levy                              | Aid              | Other @ 70% |                | State Aid                              | State Aid          | Change                        | Other @ 70%   | Aid Change                    | Students   |                     |
| PAWNEE CITY PUBLIC SCHOOLS        | 0.8921           | 0.8796      | 0.3688         | 1,349,534                              | 1,191,368          | 1,120,089                     | -71,279   | 2,874,924                     | 1,683,556  | 255                 |
| ELM CREEK PUBLIC SCHOOLS          | 0.9232           | 0.8784      | 0.4838         | 1,368,289                              | 610,385            | 786,142                       | 175,757   | 2,560,095                     | 1,949,710  | 329                 |
| PALMER PUBLIC SCHOOLS             | 0.9085           | 0.8772      | 0.4087         | 1,079,477                              | 1,441,843          | 1,721,292                     | 279,449   | 3,252,305                     | 1,810,462  | 303                 |
| STERLING PUBLIC SCHOOLS           | 0.9218           | 0.8770      | 0.5272         | 1,782,006                              | 33,989             | 322,663                       | 288,674   | 1,552,327                     | 1,518,338  | 197                 |
| FAIRBURY PUBLIC SCHOOLS           | 0.9130           | 0.8760      | 0.6713         | 1,534,591                              | 106,631            | 1,355,674                     | 1,249,043   | 3,944,945                     | 3,838,314  | 824                 |
| FRANKLIN PUBLIC SCHOOLS           | 0.9744           | 0.8755      | 0.5518         | 1,908,697                              | 141,176            | 608,140                       | 466,964   | 2,201,948                     | 2,060,772  | 258                 |
| CRAWFORD PUBLIC SCHOOLS           | 0.7858           | 0.8754      | 0.5426         | 1,824,081                              | 662,284            | 553,720                       | -108,564  | 1,513,610                     | 851,326    | 158                 |
| SUMNER-EDDYVILLE-MILLER           | 0.9555           | 0.8749      | 0.5183         | 1,919,061                              | 246,512            | 518,053                       | 271,541   | 1,974,492                     | 1,727,980  | 213                 |
| WESTSIDE COMMUNITY SCHOOLS        | 1.0750           | 0.8700      | 0.8700         | 787,180                                | 21,426,736         | 29,258,477                    | 7,831,741   | 29,258,477                    | 7,831,741  | 6,109               |
| LEYTON PUBLIC SCHOOLS             | 0.8916           | 0.8638      | 0.7755         | 3,423,038                              | 179,943            | 217,992                       | 38,049  | 615,903                       | 435,960    | 132                 |
| CAMBRIDGE PUBLIC SCHOOLS          | 0.9201           | 0.8623      | 0.4664         | 1,509,194                              | 1,012,161          | 861,150                       | -151,011  | 2,373,440                     | 1,361,279  | 253                 |
| WAVERLY SCHOOL DISTRICT           | 1.0260           | 0.8616      | 0.7233         | 936,523                                | 352,528            | 3,566,936                     | 3,214,408   | 6,299,295                     | 5,946,767  | 2,109               |
| HOLDREGE PUBLIC SCHOOLS           | 0.9056           | 0.8605      | 0.6826         | 1,280,268                              | 185,200            | 1,689,741                     | 1,504,541   | 3,903,307                     | 3,718,107  | 972                 |
| RAYMOND CENTRAL PUBLIC SCHOOLS    | 0.9621           | 0.8590      | 0.6012         | 1,406,244                              | 981,566            | 1,208,095                     | 226,529   | 3,744,535                     | 2,762,969  | 700                 |
| HAY SPRINGS PUBLIC SCHOOLS        | 0.9436           | 0.8587      | 0.3593         | 873,075                                | 1,641,793          | 1,599,696                     | -42,097   | 2,421,897                     | 780,104    | 189                 |
| BRADY PUBLIC SCHOOLS              | 0.9500           | 0.8571      | 0.7115         | 2,032,796                              | 383,311            | 707,051                       | 323,740   | 1,251,931                     | 868,620    | 184                 |
| MINATARE PUBLIC SCHOOLS           | 0.9282           | 0.8529      | 0.5619         | 399,835                                | 2,816,843          | 2,891,916                     | 75,073  | 3,058,806                     | 241,963    | 143                 |
| ARTHUR COUNTY SCHOOLS             | 0.8476           | 0.8529      | 0.4827         | 2,356,569                              | 293,367            | 460,645                       | 167,278   | 1,477,848                     | 1,184,481  | 117                 |
| WILBER-CLATONIA PUBLIC SCHOOLS    | 0.9386           | 0.8490      | 0.5334         | 1,260,656                              | 771,372            | 1,330,107                     | 558,735   | 3,710,698                     | 2,939,326  | 598                 |
| PLEASANTON PUBLIC SCHOOLS         | 0.8641           | 0.8456      | 0.4280         | 1,440,121                              | 499,421            | 622,000                       | 122,579   | 2,406,169                     | 1,906,748  | 297                 |
| HITCHCOCK CO SCHOOL SYSTEM        | 0.8809           | 0.8439      | 0.5273         | 1,678,690                              | 185,329            | 458,632                       | 273,303   | 1,971,805                     | 1,786,476  | 285                 |
| JOHNSON CO CENTRAL PUBLIC SCHOOLS | 0.9617           | 0.8399      | 0.5930         | 1,697,138                              | 57,928             | 789,594                       | 731,666   | 2,789,060                     | 2,731,132  | 477                 |
| CRETE PUBLIC SCHOOLS              | 0.9128           | 0.8335      | 0.5189         | 703,346                                | 9,798,429          | 10,666,816                    | 868,387   | 15,256,721                    | 5,458,292  | 2,074               |
| MAYWOOD PUBLIC SCHOOLS            | 0.8745           | 0.8328      | 0.6294         | 2,039,406                              | 448,074            | 684,133                       | 236,059   | 1,444,210                     | 996,136    | 183                 |
| SCOTTSBLUFF PUBLIC SCHOOLS        | 1.0133           | 0.8289      | 0.5627         | 555,632                                | 16,376,645         | 18,480,589                    | 2,103,944   | 23,384,803                    | 7,008,158  | 3,316               |
| STANTON COMMUNITY SCHOOLS         | 0.8915           | 0.8260      | 0.5648         | 1,808,886                              | 153,953            | 663,869                       | 509,916   | 2,453,348                     | 2,299,395  | 379                 |
| KIMBALL PUBLIC SCHOOLS            | 0.9697           | 0.8245      | 0.6372         | 1,743,036                              | 51,679             | 615,620                       | 563,941   | 1,820,411                     | 1,768,732  | 369                 |
| NIOBRARA PUBLIC SCHOOLS           | 0.8817           | 0.8237      | 0.3735         | 1,102,435                              | 1,791,152          | 1,731,910                     | -59,242   | 2,725,789                     | 934,637    | 200                 |
| BLUE HILL COMMUNITY SCHOOLS       | 0.9443           | 0.8233      | 0.4801         | 1,404,052                              | 734,337            | 1,074,893                     | 340,556   | 2,486,996                     | 1,752,659  | 293                 |
| CONESTOGA PUBLIC SCHOOLS          | 0.8996           | 0.8211      | 0.7288         | 1,418,836                              | 104,662            | 1,107,169                     | 1,002,507   | 1,964,017                     | 1,859,355  | 654                 |
| DONIPHAN-TRUMBULL PUBLIC SCHOOLS  | 0.8857           | 0.8158      | 0.6412         | 1,811,628                              | 82,944             | 734,472                       | 651,528   | 2,067,995                     | 1,985,051  | 421                 |
| O'NEILL PUBLIC SCHOOLS            | 0.8117           | 0.8041      | 0.7135         | 1,519,545                              | 253,889            | 1,295,500                     | 1,041,611   | 2,366,284                     | 2,112,395  | 778                 |
| SARGENT PUBLIC SCHOOLS            | 0.8268           | 0.8040      | 0.4266         | 2,300,932                              | 11,073             | 259,438                       | 248,365   | 1,682,855                     | 1,671,782  | 164                 |

| School Name             | GF Levy Changes: |             |                |  | State Aid Changes: |                               |   | Nebr. Plan State Aid Changes: |            |                     |
|-------------------------|------------------|-------------|----------------|--|--------------------|-------------------------------|---|-------------------------------|------------|---------------------|
|                         | 22-23            | 23-24 GF    | 23-24 Nebr.    | Valuation<br>per<br>Formula<br>Student | 22-23<br>State Aid | 23-24<br>Current<br>State Aid | 22-23 to<br>23-24<br>Current<br>State Aid<br>Change | 23-24 State                   | 22-23 to   | Formula<br>Students |
|                         | General          | Levy        | Plan Potential |  |                    |                               |   | 23-24 State                   | 23-24      |                     |
|                         | Fund             | w/\$1500    | GF Levy        | Ag @ 30%,                              | 22-23              | 23-24                         | State Aid   | Ag @ 30%,                     | Plan State |                     |
| Levy                    | Aid              | Other @ 70% | Other @ 70%    | State Aid                              | State Aid          | Change                        | Other @ 70%   | Aid Change                    |            |                     |
| ANSLEY PUBLIC SCHOOLS   | 0.8152           | 0.8030      | 0.4559         | 1,831,621                              | 16,720             | 314,049                       | 297,329   | 1,544,822                     | 1,528,102  | 194                 |
| NORRIS SCHOOL DIST 160  | 1.0068           | 0.8007      | 0.5618         | 925,703                                | 4,376,607          | 5,324,230                     | 947,623   | 10,692,763                    | 6,316,156  | 2,428               |
| ELMWOOD-MURDOCK PU      | 0.8349           | 0.7992      | 0.4445         | 1,229,198                              | 947,055            | 1,352,755                     | 405,700   | 3,301,156                     | 2,354,101  | 447                 |
| RED CLOUD COMMUNITY S   | 0.8159           | 0.7992      | 0.5295         | 1,882,556                              | 435,872            | 714,279                       | 278,407   | 1,900,348                     | 1,464,476  | 234                 |
| AXTELL COMMUNITY SCH    | 0.8157           | 0.7957      | 0.6462         | 1,942,125                              | 276,929            | 838,272                       | 561,343   | 1,708,291                     | 1,431,362  | 300                 |
| PIERCE PUBLIC SCHOOLS   | 0.8800           | 0.7934      | 0.5736         | 1,443,402                              | 599,115            | 1,484,060                     | 884,945   | 3,598,995                     | 2,999,880  | 667                 |
| WAYNE COMMUNITY SCH     | 0.9337           | 0.7931      | 0.5162         | 1,242,058                              | 670,072            | 1,714,961                     | 1,044,889   | 4,993,724                     | 4,323,652  | 953                 |
| MITCHELL PUBLIC SCHO    | 0.8795           | 0.7921      | 0.4723         | 624,532                                | 4,724,490          | 4,660,291                     | -64,199   | 5,815,927                     | 1,091,437  | 579                 |
| BANNER COUNTY PUBLIC S  | 0.8575           | 0.7906      | 0.4523         | 2,277,977                              | 479,894            | 649,304                       | 169,410   | 1,768,208                     | 1,288,314  | 145                 |
| POTTER-DIX PUBLIC SCH   | 0.7992           | 0.7877      | 0.5969         | 2,321,753                              | 421,257            | 674,105                       | 252,848   | 1,383,858                     | 962,601    | 160                 |
| OSCEOLA PUBLIC SCHOOL   | 0.7303           | 0.7855      | 0.6492         | 2,511,987                              | 36,498             | 372,250                       | 335,752   | 1,128,246                     | 1,091,748  | 221                 |
| GORDON-RUSHVILLE PUBL   | 0.8947           | 0.7838      | 0.5367         | 2,047,906                              | 55,450             | 818,398                       | 762,948   | 3,366,895                     | 3,311,445  | 504                 |
| AURORA PUBLIC SCHOOLS   | 0.8482           | 0.7816      | 0.7816         | 1,623,394                              | 216,575            | 1,993,031                     | 1,776,456   | 1,993,031                     | 1,776,456  | 1,159               |
| FULLERTON PUBLIC SCHO   | 0.8709           | 0.7804      | 0.4912         | 1,928,983                              | 33,935             | 479,500                       | 445,565   | 2,108,970                     | 2,075,035  | 292                 |
| WAHOO PUBLIC SCHOOLS    | 0.8893           | 0.7799      | 0.5802         | 1,243,060                              | 255,128            | 1,810,729                     | 1,555,601   | 4,421,514                     | 4,166,386  | 1,052               |
| WALLACE PUBLIC SCH DIST | 0.8026           | 0.7752      | 0.7212         | 3,352,665                              | 223,318            | 487,708                       | 264,390   | 786,169                       | 562,851    | 165                 |
| VERDIGRE PUBLIC SCHO    | 0.8536           | 0.7751      | 0.5518         | 2,507,153                              | 14,206             | 264,079                       | 249,873   | 1,046,662                     | 1,032,456  | 140                 |
| CREIGHTON COMMUNITY     | 0.8882           | 0.7713      | 0.5520         | 2,027,037                              | 43,512             | 464,398                       | 420,886   | 1,691,849                     | 1,648,337  | 276                 |
| BROKEN BOW PUBLIC SCH   | 0.8546           | 0.7631      | 0.5307         | 1,265,423                              | 104,198            | 1,297,343                     | 1,193,145   | 3,592,499                     | 3,488,301  | 781                 |
| FALLS CITY PUBLIC SCHO  | 0.9760           | 0.7599      | 0.4793         | 1,450,329                              | 322,878            | 1,483,061                     | 1,160,183   | 4,572,428                     | 4,249,550  | 759                 |
| CENTRAL CITY PUBLIC SCH | 0.8720           | 0.7594      | 0.6210         | 1,617,148                              | 102,538            | 1,199,519                     | 1,096,981   | 2,810,441                     | 2,707,903  | 720                 |
| CODY-KILGORE PUBLIC SCH | 0.8989           | 0.7589      | 0.3034         | 1,384,899                              | 1,216,698          | 1,464,566                     | 247,868   | 2,434,037                     | 1,217,339  | 154                 |
| CHAMBERS PUBLIC SCHO    | 0.7965           | 0.7582      | 0.3374         | 2,567,409                              | 107,504            | 219,682                       | 112,178   | 1,493,826                     | 1,386,322  | 118                 |
| HERSHEY PUBLIC SCHOOLS  | 0.9196           | 0.7580      | 0.5898         | 1,174,477                              | 1,875,148          | 2,822,223                     | 947,075   | 3,879,256                     | 2,004,108  | 535                 |
| PALMYRA DISTRICT OR 1   | 0.8679           | 0.7568      | 0.4356         | 1,200,073                              | 1,306,530          | 1,720,683                     | 414,153   | 4,230,785                     | 2,924,255  | 651                 |
| WAUSA PUBLIC SCHOOLS    | 0.8826           | 0.7566      | 0.3999         | 1,978,971                              | 25,536             | 386,561                       | 361,025   | 1,831,437                     | 1,805,901  | 205                 |
| ARLINGTON PUBLIC SCHO   | 0.9516           | 0.7565      | 0.5242         | 1,320,398                              | 1,189,624          | 2,038,800                     | 849,176   | 4,087,756                     | 2,898,132  | 668                 |
| CEDAR BLUFFS PUBLIC SCH | 0.8478           | 0.7563      | 0.3314         | 794,448                                | 3,106,056          | 3,890,785                     | 784,729   | 5,385,797                     | 2,279,741  | 443                 |
| CENTRAL VALLEY PUBLIC S | 0.7861           | 0.7529      | 0.7110         | 3,264,344                              | 28,786             | 459,191                       | 430,405   | 843,688                       | 814,902    | 281                 |
| SYRACUSE-DUNBAR-AVOC    | 0.9167           | 0.7518      | 0.4924         | 1,367,710                              | 119,774            | 1,290,212                     | 1,170,438   | 3,950,312                     | 3,830,538  | 750                 |
| MC COOL JUNCTION PUBL   | 0.8110           | 0.7492      | 0.4971         | 1,637,874                              | 913,700            | 1,169,500                     | 255,800   | 2,138,172                     | 1,224,472  | 235                 |
| MAXWELL PUBLIC SCHO     | 0.8234           | 0.7461      | 0.4810         | 1,318,528                              | 1,576,333          | 1,776,077                     | 199,744   | 2,658,481                     | 1,082,148  | 252                 |
| ORD PUBLIC SCHOOLS      | 0.8090           | 0.7456      | 0.5798         | 1,713,082                              | 102,351            | 851,459                       | 749,108   | 2,309,458                     | 2,207,107  | 513                 |

| School Name                        | GF Levy Changes: |                          |                |           | State Aid Changes: |           |                          | Nebr. Plan State Aid Changes: |           |         |
|------------------------------------|------------------|--------------------------|----------------|-----------|--------------------|-----------|--------------------------|-------------------------------|-----------|---------|
|                                    | 22-23            | 23-24 GF                 | 23-24 Nebr.    | Valuation | 22-23              | 23-24     | 22-23 to                 | 23-24 State                   | 22-23 to  | Formula |
|                                    | General          | Levy                     | Plan Potential |           |                    |           |                          |                               |           |         |
|                                    | Fund             | w/\$1500                 | GF Levy        | per       | State Aid          | Current   | State Aid                | Nebr. Plan,                   | Nebraska  |         |
| Levy                               | Aid              | Ag @ 30%,<br>Other @ 70% | Formula        | State Aid | State Aid          | Change    | Ag @ 30%,<br>Other @ 70% | Plan State<br>Aid Change      | Students  |         |
| DORCHESTER PUBLIC SCHOOLS          | 0.7345           | 0.7449                   | 0.4600         | 1,880,563 | 276,606            | 503,514   | 226,908                  | 1,666,506                     | 1,389,900 | 217     |
| FENDLER PUBLIC SCHOOLS             | 0.8204           | 0.7442                   | 0.5116         | 1,671,000 | 583,709            | 1,171,332 | 587,623                  | 2,720,323                     | 2,136,614 | 399     |
| KENESAW PUBLIC SCHOOLS             | 0.8103           | 0.7438                   | 0.5347         | 1,891,679 | 291,399            | 730,591   | 439,192                  | 1,788,458                     | 1,497,059 | 267     |
| LOUP CITY PUBLIC SCHOOLS           | 0.7698           | 0.7407                   | 0.6123         | 2,336,348 | 29,497             | 464,713   | 435,216                  | 1,319,243                     | 1,289,746 | 285     |
| GILTNER PUBLIC SCHOOLS             | 0.7853           | 0.7403                   | 0.5108         | 1,723,603 | 862,211            | 1,180,926 | 318,715                  | 2,059,380                     | 1,197,169 | 222     |
| WAUNETA-PALISADE PUBLIC SCHOOLS    | 0.7886           | 0.7401                   | 0.4000         | 1,920,806 | 63,643             | 365,712   | 302,069                  | 1,782,417                     | 1,718,774 | 217     |
| MEAD PUBLIC SCHOOLS                | 0.8091           | 0.7338                   | 0.6442         | 1,870,740 | 733,162            | 1,127,027 | 393,865                  | 1,571,174                     | 838,012   | 265     |
| SHICKLEY PUBLIC SCHOOLS            | 0.7220           | 0.7320                   | 0.7043         | 3,905,828 | 214,869            | 406,610   | 191,741                  | 552,517                       | 337,648   | 135     |
| CLARKSON PUBLIC SCHOOLS            | 0.7717           | 0.7290                   | 0.4974         | 2,257,468 | 112,562            | 410,912   | 298,350                  | 1,499,751                     | 1,387,189 | 208     |
| SOUTH CENTRAL NEBRASKA SCHOOLS     | 0.7584           | 0.7216                   | 0.7216         | 2,461,008 | 96,073             | 1,089,527 | 993,454                  | 1,089,527                     | 993,454   | 650     |
| ELKHORN VALLEY SCHOOLS             | 0.7843           | 0.7128                   | 0.5048         | 1,850,569 | 56,480             | 710,540   | 654,060                  | 2,312,794                     | 2,256,314 | 416     |
| LEIGH COMMUNITY SCHOOLS            | 0.7710           | 0.7098                   | 0.5094         | 2,175,174 | 191,560            | 496,049   | 304,489                  | 1,500,640                     | 1,309,080 | 230     |
| LYONS-DECATUR NORTHEASTERN SCHOOLS | 0.8368           | 0.7068                   | 0.5462         | 2,454,756 | 35,770             | 424,356   | 388,586                  | 1,436,328                     | 1,400,558 | 257     |
| SOUTHERN VALLEY SCHOOLS            | 0.7798           | 0.7047                   | 0.6149         | 2,514,991 | 38,303             | 588,987   | 550,684                  | 1,405,638                     | 1,367,335 | 362     |
| SEWARD PUBLIC SCHOOLS              | 0.8472           | 0.7038                   | 0.6661         | 1,341,591 | 288,134            | 2,460,649 | 2,172,515                | 3,175,085                     | 2,886,951 | 1,414   |
| MALCOLM PUBLIC SCHOOLS             | 0.7854           | 0.7035                   | 0.3971         | 841,726   | 3,661,968          | 3,480,797 | -181,171                 | 5,110,800                     | 1,448,832 | 632     |
| CREEK VALLEY SCHOOLS               | 0.7447           | 0.7020                   | 0.6955         | 3,197,383 | 28,497             | 265,467   | 236,970                  | 298,023                       | 269,526   | 157     |
| WAKEFIELD PUBLIC SCHOOLS           | 0.8965           | 0.7018                   | 0.3258         | 1,170,689 | 1,439,986          | 2,697,039 | 1,257,053                | 5,029,063                     | 3,589,077 | 530     |
| CROFTON COMMUNITY SCHOOLS          | 0.7597           | 0.7009                   | 0.6329         | 1,942,467 | 386,578            | 937,147   | 550,569                  | 1,404,878                     | 1,018,300 | 354     |
| LOGAN VALLEY PUBLIC SCHOOLS        | 0.7972           | 0.6990                   | 0.6990         | 1,861,280 | 138,007            | 1,371,322 | 1,233,315                | 1,371,322                     | 1,233,315 | 807     |
| FRIEND PUBLIC SCHOOLS              | 0.7548           | 0.6990                   | 0.4912         | 2,051,987 | 40,367             | 386,680   | 346,313                  | 1,363,176                     | 1,322,809 | 229     |
| BERTRAND PUBLIC SCHOOLS            | 0.7366           | 0.6982                   | 0.6424         | 2,699,697 | 30,024             | 385,740   | 355,716                  | 736,667                       | 706,643   | 233     |
| MADISON PUBLIC SCHOOLS             | 0.7776           | 0.6979                   | 0.4846         | 1,897,387 | 81,316             | 818,170   | 736,854                  | 2,789,515                     | 2,708,199 | 487     |
| DESHLER PUBLIC SCHOOLS             | 0.7661           | 0.6959                   | 0.5700         | 2,483,519 | 262,236            | 551,792   | 289,556                  | 1,259,329                     | 997,093   | 226     |
| MCCORMICK COUNTY SCHOOLS           | 0.6949           | 0.6947                   | 0.4535         | 6,572,222 | 5,917              | 84,869    | 78,952                   | 912,391                       | 906,474   | 52      |
| OSMOND COMMUNITY SCHOOLS           | 0.7709           | 0.6895                   | 0.5692         | 2,713,660 | 207,690            | 367,318   | 159,628                  | 911,509                       | 703,819   | 167     |
| EMERSON-HUBBARD PUBLIC SCHOOLS     | 0.7880           | 0.6861                   | 0.4806         | 2,093,298 | 36,287             | 411,202   | 374,915                  | 1,477,577                     | 1,441,290 | 248     |
| BOYD COUNTY SCHOOLS                | 0.6768           | 0.6807                   | 0.4159         | 2,216,121 | 179,881            | 563,224   | 383,343                  | 2,376,941                     | 2,197,060 | 309     |
| TWIN RIVER PUBLIC SCHOOLS          | 0.7474           | 0.6805                   | 0.6678         | 2,720,828 | 53,048             | 656,942   | 603,894                  | 794,407                       | 741,359   | 398     |
| MINDEN PUBLIC SCHOOLS              | 0.7897           | 0.6779                   | 0.5872         | 1,755,298 | 109,700            | 1,324,923 | 1,215,223                | 2,584,900                     | 2,475,200 | 791     |
| ARAPAHOE PUBLIC SCHOOLS            | 0.7100           | 0.6720                   | 0.3993         | 1,772,721 | 158,694            | 586,437   | 427,743                  | 2,061,907                     | 1,903,213 | 305     |
| CALLAWAY PUBLIC SCHOOLS            | 0.7147           | 0.6693                   | 0.4893         | 3,011,274 | 25,187             | 271,313   | 246,126                  | 1,141,801                     | 1,116,614 | 161     |
| HEUSTIS-FARNAM PUBLIC SCHOOLS      | 0.7017           | 0.6683                   | 0.5096         | 2,887,654 | 24,658             | 275,355   | 250,697                  | 1,019,026                     | 994,368   | 162     |

| School Name               | GF Levy Changes: |                          |                |           | State Aid Changes: |           |                          | Nebr. Plan State Aid Changes: |           |         |
|---------------------------|------------------|--------------------------|----------------|-----------|--------------------|-----------|--------------------------|-------------------------------|-----------|---------|
|                           | 22-23            | 23-24 GF                 | 23-24 Nebr.    | Valuation | 22-23              | 23-24     | 22-23 to                 | 23-24 State                   | 22-23 to  | Formula |
|                           | General          | Levy                     | Plan Potential |           |                    |           |                          |                               |           |         |
|                           | Fund             | w/\$1500                 | GF Levy        | per       | State Aid          | State Aid | State Aid                | Nebr. Plan,                   | Nebraska  |         |
| Levy                      | Aid              | Ag @ 30%,<br>Other @ 70% | Formula        | State Aid | State Aid          | Change    | Ag @ 30%,<br>Other @ 70% | Plan State<br>Aid Change      | Students  |         |
| BATTLE CREEK PUBLIC SCH   | 0.7034           | 0.6677                   | 0.4505         | 1,393,955 | 879,768            | 1,742,595 | 862,827                  | 3,385,756                     | 2,505,988 | 543     |
| HAYES CENTER PUBLIC SCH   | 0.7556           | 0.6668                   | 0.4474         | 3,105,288 | 8,798              | 209,843   | 201,045                  | 1,107,299                     | 1,098,501 | 132     |
| AMHERST PUBLIC SCHOOL     | 0.7929           | 0.6596                   | 0.2276         | 1,068,377 | 1,973,156          | 2,091,214 | 118,058                  | 3,777,573                     | 1,804,417 | 365     |
| SCRIBNER-SNYDER COMM      | 0.7350           | 0.6534                   | 0.5957         | 3,530,902 | 42,168             | 290,297   | 248,129                  | 610,599                       | 568,431   | 157     |
| ST EDWARD PUBLIC SCHOO    | 0.6719           | 0.6462                   | 0.4848         | 2,898,555 | 21,698             | 267,383   | 245,685                  | 1,029,201                     | 1,007,503 | 163     |
| SOUTHWEST PUBLIC SCHOO    | 0.7046           | 0.6422                   | 0.6026         | 2,744,086 | 31,990             | 444,042   | 412,052                  | 737,467                       | 705,477   | 270     |
| RAVENNA PUBLIC SCHOOL     | 0.7000           | 0.6403                   | 0.5905         | 2,106,252 | 38,332             | 608,162   | 569,830                  | 1,000,816                     | 962,484   | 374     |
| HAMPTON PUBLIC SCHOO      | 0.6963           | 0.6397                   | 0.4650         | 2,140,092 | 573,856            | 840,067   | 266,211                  | 1,503,179                     | 929,323   | 177     |
| ASHLAND-GREENWOOD P       | 0.7650           | 0.6379                   | 0.4382         | 1,261,066 | 224,959            | 1,884,669 | 1,659,710                | 4,528,730                     | 4,303,771 | 1,050   |
| DAVID CITY PUBLIC SCHOO   | 0.6715           | 0.6355                   | 0.6355         | 2,435,328 | 130,944            | 1,092,991 | 962,047                  | 1,092,991                     | 962,047   | 630     |
| ALLEN CONSOLIDATED SCH    | 0.7646           | 0.6323                   | 0.4914         | 2,996,888 | 27,800             | 263,856   | 236,056                  | 835,643                       | 807,843   | 135     |
| BLAIR COMMUNITY SCHOO     | 0.9050           | 0.6292                   | 0.6230         | 1,211,465 | 438,874            | 3,752,253 | 3,313,379                | 3,915,575                     | 3,476,701 | 2,173   |
| EAST BUTLER PUBLIC SCHOO  | 0.6708           | 0.6239                   | 0.6239         | 3,637,801 | 53,932             | 486,010   | 432,078                  | 486,010                       | 432,078   | 283     |
| LOOMIS PUBLIC SCHOOLS     | 0.6504           | 0.6228                   | 0.5298         | 2,035,262 | 749,945            | 1,133,969 | 384,024                  | 1,627,905                     | 877,960   | 261     |
| FREEMAN PUBLIC SCHOOL     | 0.8072           | 0.6225                   | 0.4208         | 1,393,067 | 951,632            | 1,648,424 | 696,792                  | 2,933,193                     | 1,981,561 | 457     |
| TRI COUNTY PUBLIC SCHOO   | 0.6827           | 0.6214                   | 0.6214         | 2,411,832 | 375,863            | 1,075,548 | 699,685                  | 1,075,548                     | 699,685   | 401     |
| STAPLETON PUBLIC SCHOO    | 0.6382           | 0.6203                   | 0.4459         | 2,491,627 | 342,264            | 586,099   | 243,835                  | 1,312,725                     | 970,461   | 167     |
| CROSS COUNTY COMMUN       | 0.6662           | 0.6197                   | 0.5619         | 2,560,684 | 185,790            | 720,027   | 534,237                  | 1,222,613                     | 1,036,823 | 340     |
| SHELBY - RISING CITY PUBL | 0.6500           | 0.6167                   | 0.5301         | 2,208,870 | 532,665            | 1,161,760 | 629,095                  | 1,889,866                     | 1,357,201 | 381     |
| ARNOLD PUBLIC SCHOOLS     | 0.6647           | 0.6137                   | 0.4532         | 2,736,004 | 125,878            | 375,302   | 249,424                  | 1,124,777                     | 998,899   | 171     |
| SOUTH PLATTE PUBLIC SCH   | 0.6350           | 0.6125                   | 0.5655         | 2,323,833 | 636,360            | 760,015   | 123,655                  | 995,059                       | 358,699   | 215     |
| HOMER COMMUNITY SCHOO     | 0.6323           | 0.6096                   | 0.2120         | 1,173,086 | 1,957,235          | 1,850,076 | -107,159                 | 3,763,010                     | 1,805,775 | 410     |
| THAYER CENTRAL COMMU      | 0.6627           | 0.6076                   | 0.5056         | 2,347,190 | 59,078             | 660,130   | 601,052                  | 1,610,596                     | 1,551,518 | 397     |
| LAUREL-CONCORD-COLER      | 0.6905           | 0.6071                   | 0.5993         | 2,887,702 | 73,591             | 662,355   | 588,764                  | 748,280                       | 674,689   | 382     |
| ADAMS CENTRAL PUBLIC S    | 0.6561           | 0.6068                   | 0.6068         | 2,205,944 | 665,425            | 2,092,869 | 1,427,444                | 2,092,869                     | 1,427,444 | 935     |
| LOUP COUNTY PUBLIC SCH    | 0.6776           | 0.6042                   | 0.3808         | 5,004,475 | 7,603              | 117,961   | 110,358                  | 929,031                       | 921,428   | 73      |
| DILLER-ODELL PUBLIC SCH   | 0.6607           | 0.5982                   | 0.5982         | 2,880,507 | 326,348            | 649,523   | 323,175                  | 649,523                       | 323,175   | 223     |
| PLAINVIEW PUBLIC SCHOO    | 0.6839           | 0.5973                   | 0.5973         | 2,544,995 | 44,560             | 544,056   | 499,496                  | 544,056                       | 499,496   | 322     |
| LEWISTON CONSOLIDATED     | 0.6288           | 0.5970                   | 0.4695         | 2,855,459 | 332,665            | 631,560   | 298,895                  | 1,235,364                     | 902,699   | 166     |
| MERIDIAN PUBLIC SCHOO     | 0.6826           | 0.5967                   | 0.4687         | 2,189,775 | 794,275            | 1,142,305 | 348,030                  | 1,744,732                     | 950,457   | 215     |
| HUMBOLDT TABLE ROCK S     | 0.6848           | 0.5963                   | 0.5963         | 3,527,213 | 43,481             | 441,590   | 398,109                  | 441,590                       | 398,109   | 261     |
| LOGAN VIEW PUBLIC SCHOO   | 0.6629           | 0.5854                   | 0.4781         | 1,706,850 | 835,786            | 1,562,403 | 726,617                  | 2,629,045                     | 1,793,259 | 582     |
| TEKAMAH-HERMAN COMM       | 0.7134           | 0.5806                   | 0.5010         | 2,115,172 | 65,840             | 842,401   | 776,561                  | 1,702,719                     | 1,636,879 | 511     |

| School Name                      | GF Levy Changes: |                          |                |           | State Aid Changes: |            |             | Nebr. Plan State Aid Changes: |            |         |
|----------------------------------|------------------|--------------------------|----------------|-----------|--------------------|------------|-------------|-------------------------------|------------|---------|
|                                  | 22-23            | 23-24 GF                 | 23-24 Nebr.    | Valuation | 22-23              | 23-24      | 22-23 to    | 23-24 State                   | 22-23 to   | Formula |
|                                  | General          | Levy                     | Plan Potential |           |                    |            |             |                               |            |         |
|                                  | Fund             | w/\$1500                 | GF Levy        | State Aid | Current            | Current    | Ag @ 30%,   | Plan State                    | Aid Change |         |
| Levy                             | Aid              | Ag @ 30%,<br>Other @ 70% | per            | State Aid | State Aid          | Change     | Other @ 70% | Aid Change                    | Students   |         |
| WILCOX-HILDRETH PUBLIC           | 0.6658           | 0.5705                   | 0.5705         | 3,934,436 | 36,453             | 356,053    | 319,600     | 356,053                       | 319,600    | 208     |
| SUTTON PUBLIC SCHOOLS            | 0.6428           | 0.5686                   | 0.4526         | 2,057,735 | 238,678            | 931,273    | 692,595     | 1,910,008                     | 1,671,330  | 410     |
| THEDFORD PUBLIC SCHOOLS          | 0.5808           | 0.5680                   | 0.4070         | 2,815,496 | 179,063            | 368,552    | 189,489     | 949,014                       | 769,951    | 128     |
| DOUGLAS CO WEST COMM             | 0.6970           | 0.5665                   | 0.5665         | 1,680,246 | 1,061,300          | 2,745,057  | 1,683,757   | 2,745,057                     | 1,683,757  | 977     |
| WEST HOLT PUBLIC SCHOOLS         | 0.6475           | 0.5615                   | 0.5279         | 2,425,071 | 49,714             | 693,880    | 644,166     | 1,038,708                     | 988,994    | 423     |
| SANDHILLS PUBLIC SCHOOLS         | 0.5660           | 0.5593                   | 0.5227         | 5,700,992 | 178,994            | 257,310    | 78,316      | 426,220                       | 247,226    | 81      |
| VALENTINE COMMUNITY S            | 0.6390           | 0.5573                   | 0.5573         | 2,631,600 | 79,107             | 954,470    | 875,363     | 954,470                       | 875,363    | 564     |
| FILLMORE CENTRAL PUBLI           | 0.6278           | 0.5548                   | 0.5548         | 2,165,860 | 90,653             | 948,846    | 858,193     | 948,846                       | 858,193    | 564     |
| BLOOMFIELD COMMUNITY             | 0.4976           | 0.5495                   | 0.5318         | 2,740,849 | 49,732             | 416,170    | 366,438     | 537,376                       | 487,644    | 250     |
| AINSWORTH COMMUNITY              | 0.6259           | 0.5492                   | 0.5492         | 2,676,600 | 47,337             | 621,928    | 574,591     | 621,928                       | 574,591    | 377     |
| WISNER-PILGER PUBLIC SC          | 0.5794           | 0.5469                   | 0.5469         | 2,649,991 | 457,469            | 977,932    | 520,463     | 977,932                       | 520,463    | 403     |
| WINSIDE PUBLIC SCHOOLS           | 0.6329           | 0.5462                   | 0.5271         | 2,296,423 | 597,161            | 921,830    | 324,669     | 1,022,039                     | 424,878    | 229     |
| WEST POINT PUBLIC SCHO           | 0.6400           | 0.5425                   | 0.5425         | 2,398,839 | 142,467            | 1,163,700  | 1,021,233   | 1,163,700                     | 1,021,233  | 667     |
| NORTH BEND CENTRAL PU            | 0.5945           | 0.5394                   | 0.5394         | 2,170,307 | 719,379            | 1,450,347  | 730,968     | 1,450,347                     | 730,968    | 560     |
| EXETER-MILLIGAN PUBLIC           | 0.5608           | 0.5334                   | 0.5334         | 5,058,733 | 38,993             | 267,214    | 228,221     | 267,214                       | 228,221    | 147     |
| NORTHWEST PUBLIC SCHO            | 0.7373           | 0.5307                   | 0.5307         | 786,869   | 8,302,564          | 10,083,571 | 1,781,007   | 10,083,571                    | 1,781,007  | 1,434   |
| WHEELER CENTRAL SCHOOLS          | 0.5459           | 0.5304                   | 0.5304         | 6,336,114 | 10,941             | 179,311    | 168,370     | 179,311                       | 168,370    | 111     |
| SIOUX COUNTY PUBLIC SCHO         | 0.6147           | 0.5300                   | 0.5300         | 7,194,834 | 12,282             | 130,619    | 118,337     | 130,619                       | 118,337    | 79      |
| CHASE COUNTY SCHOOLS             | 0.5888           | 0.5276                   | 0.5276         | 2,276,007 | 277,681            | 1,150,737  | 873,056     | 1,150,737                     | 873,056    | 615     |
| SILVER LAKE PUBLIC SCHOOLS       | 0.5531           | 0.5215                   | 0.5215         | 4,197,901 | 31,855             | 340,253    | 308,398     | 340,253                       | 308,398    | 204     |
| PAXTON CONSOLIDATED SCHOOLS      | 0.5073           | 0.5185                   | 0.5185         | 2,690,270 | 616,281            | 785,933    | 169,652     | 785,933                       | 169,652    | 198     |
| NEWMAN GROVE PUBLIC SCHOOLS      | 0.5702           | 0.5181                   | 0.5181         | 3,517,213 | 28,821             | 329,546    | 300,725     | 329,546                       | 300,725    | 194     |
| ELWOOD PUBLIC SCHOOLS            | 0.5988           | 0.5107                   | 0.5107         | 3,265,554 | 42,788             | 339,308    | 296,520     | 339,308                       | 296,520    | 192     |
| BANCROFT-ROSALIE COMMUNITY       | 0.6960           | 0.5104                   | 0.2205         | 1,691,856 | 825,281            | 1,129,482  | 304,201     | 2,506,118                     | 1,680,837  | 281     |
| ANSELMO-MERNA PUBLIC SCHOOLS     | 0.4936           | 0.5096                   | 0.4524         | 2,944,038 | 350,271            | 579,412    | 229,141     | 953,579                       | 603,308    | 222     |
| LAKEVIEW COMMUNITY SCHOOLS       | 0.5921           | 0.5080                   | 0.5080         | 1,901,507 | 324,703            | 1,857,093  | 1,532,390   | 1,857,093                     | 1,532,390  | 910     |
| SUMMERLAND PUBLIC SCHOOLS        | 0.5408           | 0.5029                   | 0.4279         | 2,752,966 | 36,890             | 669,077    | 632,187     | 1,533,872                     | 1,496,982  | 419     |
| HIGH PLAINS COMMUNITY SCHOOLS    | 0.5157           | 0.5027                   | 0.5027         | 4,337,060 | 32,988             | 355,717    | 322,729     | 355,717                       | 322,729    | 210     |
| HEARTLAND COMMUNITY SCHOOLS      | 0.5170           | 0.4935                   | 0.4716         | 2,657,302 | 66,397             | 556,199    | 489,802     | 744,562                       | 678,165    | 324     |
| DUNDY CO STRATTON PUBLIC SCHOOLS | 0.5571           | 0.4888                   | 0.4888         | 3,890,129 | 41,816             | 449,942    | 408,126     | 449,942                       | 408,126    | 271     |
| ROCK COUNTY PUBLIC SCHOOLS       | 0.5482           | 0.4888                   | 0.4861         | 3,314,561 | 215,272            | 614,485    | 399,213     | 633,351                       | 418,079    | 210     |
| PERKINS COUNTY SCHOOLS           | 0.5715           | 0.4842                   | 0.4842         | 3,386,597 | 64,890             | 645,846    | 580,956     | 645,846                       | 580,956    | 382     |
| MULLEN PUBLIC SCHOOLS            | 0.5423           | 0.4802                   | 0.4802         | 4,168,831 | 334,950            | 475,632    | 140,682     | 475,632                       | 140,682    | 157     |

| School Name              | GF Levy Changes:  |                     |  |                       | State Aid Changes: |                         |   | Nebr. Plan State Aid Changes:                          |                                      |                  |
|--------------------------|-------------------|---------------------|--|-----------------------|--------------------|-------------------------|---|--|--------------------------------------|------------------|
|                          | 22-23             | 23-24 GF            | 23-24 Nebr.                                  | Valuation per Student | 22-23 State Aid    | 23-24 Current State Aid | 22-23 to 23-24 Current State Aid Change | 23-24 State Aid with Nebr. Plan, Ag @ 30%, Other @ 70% | 22-23 to 23-24 Plan State Aid Change | Formula Students |
|                          | General Fund Levy | w/\$1500 Found. Aid | Plan Potential GF Levy Ag @ 30%, Other @ 70% |                       |                    |                         |   |  |                                      |                  |
|                          | Levy              |                     |  |                       |                    |                         |   |  |                                      |                  |
| RIVERSIDE PUBLIC SCHOOLS | 0.5504            | 0.4793              | 0.4793                                       | 4,004,960             | 126,738            | 417,192                 | 290,454                                 | 417,192  | 290,454                              | 216              |
| BRUNING-DAVENPORT UN     | 0.4900            | 0.4698              | 0.4698                                       | 5,547,872             | 47,110             | 298,026                 | 250,916                                 | 298,026  | 250,916                              | 165              |
| HOWELLS-DODGE CONSOL     | 0.5281            | 0.4682              | 0.4682                                       | 3,143,406             | 56,195             | 476,942                 | 420,747                                 | 476,942  | 420,747                              | 275              |
| JOHNSON-BROCK PUBLIC S   | 0.5871            | 0.4564              | 0.1628                                       | 1,562,721             | 817,148            | 1,180,615               | 363,467                                 | 2,717,181  | 1,900,033                            | 335              |
| CENTENNIAL PUBLIC SCHO   | 0.4997            | 0.4492              | 0.4492                                       | 3,617,145             | 89,062             | 784,969                 | 695,907                                 | 784,969  | 695,907                              | 455              |
| BOONE CENTRAL SCHOOLS    | 0.4786            | 0.4465              | 0.4465                                       | 2,694,880             | 427,193            | 1,356,774               | 929,581                                 | 1,356,774  | 929,581                              | 575              |
| SPRINGFIELD PLATTEVIEW   | 0.5485            | 0.4148              | 0.4148                                       | 2,638,881             | 1,172,329          | 2,922,314               | 1,749,985                               | 2,922,314  | 1,749,985                            | 1,148            |
| RANDOLPH PUBLIC SCHOOLS  | 0.4950            | 0.4060              | 0.4060                                       | 3,119,694             | 34,858             | 426,258                 | 391,400                                 | 426,258  | 391,400                              | 256              |
| ELGIN PUBLIC SCHOOLS     | 0.4168            | 0.4043              | 0.4043                                       | 4,491,027             | 399,327            | 578,026                 | 178,699                                 | 578,026  | 178,699                              | 174              |
| KEYA PAHA COUNTY SCHOOLS | 0.4530            | 0.3767              | 0.3767                                       | 6,937,175             | 10,757             | 139,606                 | 128,849                                 | 139,606  | 128,849                              | 84               |
| HARTINGTON NEWCASTLE     | 0.4530            | 0.3628              | 0.3628                                       | 3,332,329             | 90,994             | 683,748                 | 592,754                                 | 683,748  | 592,754                              | 381              |
| GARDEN COUNTY SCHOOLS    | 0.3921            | 0.3621              | 0.3621                                       | 5,024,476             | 26,924             | 306,610                 | 279,686                                 | 306,610  | 279,686                              | 182              |
| HUMPHREY PUBLIC SCHOOLS  | 0.3398            | 0.3486              | 0.3486                                       | 3,501,616             | 536,269            | 1,144,678               | 608,409                                 | 1,144,678  | 608,409                              | 294              |
| HYANNIS AREA SCHOOLS     | 0.4128            | 0.3438              | 0.3438                                       | 4,974,275             | 29,072             | 313,140                 | 284,068                                 | 313,140  | 284,068                              | 143              |
|                          |                   |                     |  |                       | 1,071,351,786      | 1,180,044,834           | 108,693,048                             | 1,765,865,031  | 694,513,245                          | 312,092          |

Levy:

|        |           |
|--------|-----------|
| Orange | > .90     |
| Green  | .80 - .89 |
| Yellow | .70 - .79 |
| White  | .50 - .69 |
| Blue   | < .50     |

Students:

|        |             |             |         |       |        |
|--------|-------------|-------------|---------|-------|--------|
| Orange | 7 Largest   | 9148-49,661 | 153,664 | 49.2% | 21,952 |
| Orange | Next 13     | 3002 - 6306 | 55,369  | 17.7% | 4,259  |
| Yellow | Next 19     | 1050 - 2428 | 29,487  | 9.4%  | 1,552  |
| White  | Next 47     | 500 - 999   | 32,651  | 10.5% | 695    |
| Green  | Next 78     | 250 - 499   | 26,906  | 8.6%  | 345    |
| Blue   | 80 Smallest | 52 - 249    | 14,016  | 4.5%  | 175    |
|        |             |             | 312,093 | 100%  |        |

| School Name                     | GF Levy Changes: |                          |                |           | State Aid Changes: |             |                          | Nebr. Plan State Aid Changes: |            |         |
|---------------------------------|------------------|--------------------------|----------------|-----------|--------------------|-------------|--------------------------|-------------------------------|------------|---------|
|                                 | 22-23            | 23-24 GF                 | 23-24 Nebr.    | Valuation | 22-23              | 23-24       | 22-23 to                 | 23-24 State                   | 22-23 to   | Formula |
|                                 | General          | Levy                     | Plan Potential |           |                    |             |                          | Aid with                      | 23-24      |         |
|                                 | Fund             | w/\$1500                 | GF Levy        | per       | 22-23              | Current     | State Aid                | Nebr. Plan,                   | Nebraska   |         |
| Levy                            | Aid              | Ag @ 30%,<br>Other @ 70% | Formula        | State Aid | State Aid          | Change      | Ag @ 30%,<br>Other @ 70% | Plan State<br>Aid Change      | Students   |         |
| (Color Code @ G252)             |                  |                          |                |           |                    |             |                          |                               |            |         |
| WESTSIDE COMMUNITY SCHOOLS      | 1.0750           | 0.8700                   | 0.8700         | 787,180   | 21,426,736         | 29,258,477  | 7,831,741                | 29,258,477                    | 7,831,741  | 6,109   |
| HASTINGS PUBLIC SCHOOLS         | 1.1200           | 1.1000                   | 0.8660         | 466,705   | 20,695,309         | 20,627,181  | -68,128                  | 24,302,911                    | 3,607,602  | 3,366   |
| BELLEVUE PUBLIC SCHOOLS         | 1.0500           | 1.0400                   | 0.8013         | 495,820   | 49,714,733         | 52,228,116  | 2,513,383                | 63,055,928                    | 13,341,195 | 9,148   |
| DE SIOUX CITY COMMUNITY SCHOOLS | 1.0500           | 1.0248                   | 0.7958         | 392,579   | 29,636,963         | 28,080,882  | -1,556,081               | 31,357,996                    | 1,721,033  | 3,646   |
| AURORA PUBLIC SCHOOLS           | 0.8482           | 0.7816                   | 0.7816         | 1,623,394 | 216,575            | 1,993,031   | 1,776,456                | 1,993,031                     | 1,776,456  | 1,159   |
| GERING PUBLIC SCHOOLS           | 1.0499           | 1.0499                   | 0.7810         | 538,450   | 9,193,241          | 9,551,705   | 358,464                  | 12,148,598                    | 2,955,357  | 1,793   |
| RALSTON PUBLIC SCHOOLS          | 1.0112           | 0.9161                   | 0.7778         | 728,098   | 10,502,619         | 9,554,688   | -947,931                 | 12,790,534                    | 2,287,915  | 3,214   |
| LEYTON PUBLIC SCHOOLS           | 0.8916           | 0.8638                   | 0.7755         | 3,423,038 | 179,943            | 217,992     | 38,049                   | 615,903                       | 435,960    | 132     |
| PLATTSMOUTH COMMUNITY SCHOOLS   | 1.0496           | 1.0499                   | 0.7694         | 750,287   | 4,655,658          | 4,156,755   | -498,903                 | 7,042,971                     | 2,387,313  | 1,372   |
| SIDNEY PUBLIC SCHOOLS           | 1.0500           | 1.0500                   | 0.7677         | 664,614   | 5,713,125          | 5,675,851   | -37,274                  | 7,865,207                     | 2,152,082  | 1,167   |
| COLUMBUS PUBLIC SCHOOLS         | 1.0115           | 1.0158                   | 0.7651         | 697,895   | 15,082,475         | 14,235,067  | -847,408                 | 20,978,126                    | 5,895,651  | 3,853   |
| NELIGH-OAKDALE SCHOOLS          | 0.8983           | 0.8997                   | 0.7583         | 1,874,859 | 51,102             | 551,086     | 499,984                  | 1,403,595                     | 1,352,493  | 322     |
| HEMINGFORD PUBLIC SCHOOLS       | 0.8917           | 0.8805                   | 0.7520         | 1,885,679 | 739,457            | 1,228,292   | 488,835                  | 2,138,534                     | 1,399,077  | 376     |
| LOUISVILLE PUBLIC SCHOOLS       | 1.0101           | 1.0200                   | 0.7486         | 1,072,407 | 1,645,882          | 1,431,241   | -214,641                 | 3,320,700                     | 1,674,818  | 649     |
| OMAHA PUBLIC SCHOOLS            | 0.9995           | 0.9864                   | 0.7470         | 644,537   | 285,701,561        | 285,573,656 | -127,905                 | 362,202,745                   | 76,501,184 | 49,661  |
| WOOD RIVER RURAL SCHOOLS        | 0.9904           | 0.9192                   | 0.7411         | 1,806,653 | 61,525             | 771,516     | 709,991                  | 2,266,941                     | 2,205,416  | 465     |
| ELKHORN PUBLIC SCHOOLS          | 1.0226           | 0.8996                   | 0.7359         | 907,128   | 17,028,723         | 20,055,996  | 3,027,273                | 36,368,015                    | 19,339,292 | 10,985  |
| NORTH PLATTE PUBLIC SCHOOLS     | 1.0201           | 0.9949                   | 0.7340         | 824,842   | 10,492,154         | 9,913,075   | -579,079                 | 17,569,925                    | 7,077,771  | 3,559   |
| CONESTOGA PUBLIC SCHOOLS        | 0.8996           | 0.8211                   | 0.7288         | 1,418,836 | 104,662            | 1,107,169   | 1,002,507                | 1,964,017                     | 1,859,355  | 654     |
| BENNINGTON PUBLIC SCHOOLS       | 1.0490           | 0.9520                   | 0.7259         | 637,920   | 19,890,288         | 19,508,274  | -382,014                 | 25,329,089                    | 5,438,801  | 4,036   |
| WAVERLY SCHOOL DISTRICT         | 1.0260           | 0.8616                   | 0.7233         | 936,523   | 352,528            | 3,566,936   | 3,214,408                | 6,299,295                     | 5,946,767  | 2,109   |
| SOUTH CENTRAL NEBRASKA SCHOOLS  | 0.7584           | 0.7216                   | 0.7216         | 2,461,008 | 96,073             | 1,089,527   | 993,454                  | 1,089,527                     | 993,454    | 650     |
| WALLACE PUBLIC SCHOOL DISTRICT  | 0.8026           | 0.7752                   | 0.7212         | 3,352,665 | 223,318            | 487,708     | 264,390                  | 786,169                       | 562,851    | 165     |
| FORT CALHOUN COMMUNITY SCHOOLS  | 0.9500           | 0.9500                   | 0.7200         | 791,392   | 4,129,058          | 3,844,010   | -285,048                 | 5,279,543                     | 1,150,485  | 789     |
| KEARNEY PUBLIC SCHOOLS          | 1.0165           | 0.9828                   | 0.7198         | 826,269   | 10,076,421         | 10,025,855  | -50,566                  | 22,354,024                    | 12,277,603 | 5,673   |
| BRIDGEPORT PUBLIC SCHOOLS       | 1.0480           | 0.9540                   | 0.7169         | 1,438,514 | 672,957            | 1,581,295   | 908,338                  | 3,253,265                     | 2,580,308  | 490     |
| GRAND ISLAND PUBLIC SCHOOLS     | 1.0400           | 0.9500                   | 0.7154         | 494,030   | 60,585,718         | 63,649,335  | 3,063,617                | 74,398,749                    | 13,813,031 | 9,275   |
| O'NEILL PUBLIC SCHOOLS          | 0.8117           | 0.8041                   | 0.7135         | 1,519,545 | 253,889            | 1,295,500   | 1,041,611                | 2,366,284                     | 2,112,395  | 778     |
| BRADY PUBLIC SCHOOLS            | 0.9500           | 0.8571                   | 0.7115         | 2,032,796 | 383,311            | 707,051     | 323,740                  | 1,251,931                     | 868,620    | 184     |
| CENTRAL VALLEY PUBLIC SCHOOLS   | 0.7861           | 0.7529                   | 0.7110         | 3,264,344 | 28,786             | 459,191     | 430,405                  | 843,688                       | 814,902    | 281     |
| LINCOLN PUBLIC SCHOOLS          | 1.0500           | 0.9348                   | 0.7088         | 876,982   | 114,733,599        | 104,411,057 | -10,322,542              | 183,882,240                   | 69,148,641 | 40,095  |
| SHICKLEY PUBLIC SCHOOLS         | 0.7220           | 0.7320                   | 0.7043         | 3,905,828 | 214,869            | 406,610     | 191,741                  | 552,517                       | 337,648    | 135     |

| School Name                          | GF Levy Changes: |                          |                |           | State Aid Changes: |            |             | Nebr. Plan State Aid Changes: |            |         |
|--------------------------------------|------------------|--------------------------|----------------|-----------|--------------------|------------|-------------|-------------------------------|------------|---------|
|                                      | 22-23            | 23-24 GF                 | 23-24 Nebr.    | Valuation | 22-23              | 23-24      | 22-23 to    | 23-24 State                   | 22-23 to   | Formula |
|                                      | General          | Levy                     | Plan Potential |           |                    |            |             |                               |            |         |
|                                      | Fund             | w/\$1500                 | GF Levy        | State Aid | Current            | Current    | Ag @ 30%,   | Plan State                    | Aid Change |         |
| Levy                                 | Aid              | Ag @ 30%,<br>Other @ 70% | per            | State Aid | State Aid          | Change     | Other @ 70% | Aid Change                    | Students   |         |
| OGALLALA PUBLIC SCHOOLS              | 0.7972           | 0.6990                   | 0.6990         | 1,861,280 | 138,007            | 1,371,322  | 1,233,315   | 1,371,322                     | 1,233,315  | 807     |
| MILLARD PUBLIC SCHOOLS               | 1.0540           | 0.9421                   | 0.6978         | 660,912   | 73,745,204         | 74,330,641 | 585,437     | 111,217,891                   | 37,472,687 | 22,849  |
| CREEK VALLEY SCHOOLS                 | 0.7447           | 0.7020                   | 0.6955         | 3,197,383 | 28,497             | 265,467    | 236,970     | 298,023                       | 269,526    | 157     |
| PAPILLION LA VISTA COMMUNITY SCHOOLS | 1.0070           | 0.9273                   | 0.6945         | 749,821   | 31,907,704         | 28,670,376 | -3,237,328  | 49,006,559                    | 17,098,855 | 11,651  |
| NORFOLK PUBLIC SCHOOLS               | 1.0000           | 0.9513                   | 0.6940         | 783,233   | 10,746,182         | 10,417,758 | -328,424    | 19,103,787                    | 8,357,605  | 4,309   |
| HOLDREGE PUBLIC SCHOOLS              | 0.9056           | 0.8605                   | 0.6826         | 1,280,268 | 185,200            | 1,689,741  | 1,504,541   | 3,903,307                     | 3,718,107  | 972     |
| BURWELL PUBLIC SCHOOLS               | 0.9742           | 0.9024                   | 0.6770         | 1,887,025 | 453,582            | 787,617    | 334,035     | 1,908,031                     | 1,454,449  | 263     |
| FREMONT PUBLIC SCHOOLS               | 1.0051           | 0.9197                   | 0.6761         | 696,552   | 19,843,494         | 20,552,905 | 709,411     | 29,000,224                    | 9,156,730  | 4,979   |
| FAIRBURY PUBLIC SCHOOLS              | 0.9130           | 0.8760                   | 0.6713         | 1,534,591 | 106,631            | 1,355,674  | 1,249,043   | 3,944,945                     | 3,838,314  | 824     |
| GRETNA PUBLIC SCHOOLS                | 1.0045           | 0.8955                   | 0.6689         | 758,894   | 19,783,754         | 23,535,372 | 3,751,618   | 34,380,929                    | 14,597,175 | 6,306   |
| TWIN RIVER PUBLIC SCHOOLS            | 0.7474           | 0.6805                   | 0.6678         | 2,720,828 | 53,048             | 656,942    | 603,894     | 794,407                       | 741,359    | 398     |
| SEWARD PUBLIC SCHOOLS                | 0.8472           | 0.7038                   | 0.6661         | 1,341,591 | 288,134            | 2,460,649  | 2,172,515   | 3,175,085                     | 2,886,951  | 1,414   |
| SHELTON PUBLIC SCHOOLS               | 1.0319           | 1.0495                   | 0.6647         | 1,614,312 | 498,825            | 409,256    | -89,569     | 1,922,773                     | 1,423,948  | 244     |
| YORK PUBLIC SCHOOLS                  | 1.0048           | 0.9615                   | 0.6606         | 901,855   | 2,353,000          | 3,080,294  | 727,294     | 7,012,260                     | 4,659,260  | 1,449   |
| MORRILL PUBLIC SCHOOLS               | 1.0053           | 0.9990                   | 0.6585         | 1,502,225 | 2,041,821          | 2,014,178  | -27,643     | 3,553,171                     | 1,511,350  | 301     |
| CHADRON PUBLIC SCHOOLS               | 0.9818           | 0.9893                   | 0.6576         | 740,817   | 4,611,004          | 4,676,167  | 65,163      | 6,914,242                     | 2,303,238  | 911     |
| SUTHERLAND PUBLIC SCHOOLS            | 1.0354           | 0.9768                   | 0.6533         | 1,602,188 | 238,043            | 606,774    | 368,731     | 2,098,702                     | 1,860,659  | 288     |
| OSCEOLA PUBLIC SCHOOLS               | 0.7303           | 0.7855                   | 0.6492         | 2,511,987 | 36,498             | 372,250    | 335,752     | 1,128,246                     | 1,091,748  | 221     |
| AXTELL COMMUNITY SCHOOLS             | 0.8157           | 0.7957                   | 0.6462         | 1,942,125 | 276,929            | 838,272    | 561,343     | 1,708,291                     | 1,431,362  | 300     |
| MEAD PUBLIC SCHOOLS                  | 0.8091           | 0.7338                   | 0.6442         | 1,870,740 | 733,162            | 1,127,027  | 393,865     | 1,571,174                     | 838,012    | 265     |
| WEEPING WATER PUBLIC SCHOOLS         | 1.0587           | 1.0475                   | 0.6431         | 1,571,437 | 190,439            | 459,751    | 269,312     | 2,180,438                     | 1,989,999  | 271     |
| BERTRAND PUBLIC SCHOOLS              | 0.7366           | 0.6982                   | 0.6424         | 2,699,697 | 30,024             | 385,740    | 355,716     | 736,667                       | 706,643    | 233     |
| DONIPHAN-TRUMBULL PUBLIC SCHOOLS     | 0.8857           | 0.8158                   | 0.6412         | 1,811,628 | 82,944             | 734,472    | 651,528     | 2,067,995                     | 1,985,051  | 421     |
| WINNEBAGO PUBLIC SCHOOLS             | 1.0463           | 1.0478                   | 0.6380         | 213,712   | 6,818,557          | 7,546,712  | 728,155     | 8,054,313                     | 1,235,756  | 580     |
| KIMBALL PUBLIC SCHOOLS               | 0.9697           | 0.8245                   | 0.6372         | 1,743,036 | 51,679             | 615,620    | 563,941     | 1,820,411                     | 1,768,732  | 369     |
| DAVID CITY PUBLIC SCHOOLS            | 0.6715           | 0.6355                   | 0.6355         | 2,435,328 | 130,944            | 1,092,991  | 962,047     | 1,092,991                     | 962,047    | 630     |
| CROFTON COMMUNITY SCHOOLS            | 0.7597           | 0.7009                   | 0.6329         | 1,942,467 | 386,578            | 937,147    | 550,569     | 1,404,878                     | 1,018,300  | 354     |
| MC COOK PUBLIC SCHOOLS               | 0.9679           | 0.9272                   | 0.6317         | 727,634   | 6,093,643          | 5,527,650  | -565,993    | 8,388,796                     | 2,295,153  | 1,330   |
| MAYWOOD PUBLIC SCHOOLS               | 0.8745           | 0.8328                   | 0.6294         | 2,039,406 | 448,074            | 684,133    | 236,059     | 1,444,210                     | 996,136    | 183     |
| BAYARD PUBLIC SCHOOLS                | 1.0075           | 0.9868                   | 0.6253         | 1,142,377 | 1,845,655          | 1,845,749  | 94          | 3,123,363                     | 1,277,708  | 309     |
| EAST BUTLER PUBLIC SCHOOLS           | 0.6708           | 0.6239                   | 0.6239         | 3,637,801 | 53,932             | 486,010    | 432,078     | 486,010                       | 432,078    | 283     |
| YUTAN PUBLIC SCHOOLS                 | 0.9922           | 0.9427                   | 0.6237         | 864,528   | 2,905,862          | 2,630,040  | -275,822    | 3,967,129                     | 1,061,267  | 485     |
| BLAIR COMMUNITY SCHOOLS              | 0.9050           | 0.6292                   | 0.6230         | 1,211,465 | 438,874            | 3,752,253  | 3,313,379   | 3,915,575                     | 3,476,701  | 2,173   |

| School Name                       | GF Levy Changes: |                          |                |           | State Aid Changes: |            |                          | Nebr. Plan State Aid Changes: |           |         |
|-----------------------------------|------------------|--------------------------|----------------|-----------|--------------------|------------|--------------------------|-------------------------------|-----------|---------|
|                                   | 22-23            | 23-24 GF                 | 23-24 Nebr.    | Valuation | 22-23              | 23-24      | 22-23 to                 | 23-24 State                   | 22-23 to  | Formula |
|                                   | General          | Levy                     | Plan Potential |           |                    |            |                          |                               |           |         |
|                                   | Fund             | w/\$1500                 | GF Levy        | per       | State Aid          | State Aid  | State Aid                | Nebr. Plan,                   | Nebraska  |         |
| Levy                              | Aid              | Ag @ 30%,<br>Other @ 70% | Formula        | State Aid | State Aid          | Change     | Ag @ 30%,<br>Other @ 70% | Plan State<br>Aid Change      | Students  |         |
| WALTHILL PUBLIC SCHOOLS           | 1.0499           | 1.0479                   | 0.6225         | 752,642   | 3,651,219          | 3,601,381  | -49,838                  | 4,437,603                     | 786,384   | 261     |
| DECATUR COUNTY PUBLIC SCHOOLS     | 0.6827           | 0.6214                   | 0.6214         | 2,411,832 | 375,863            | 1,075,548  | 699,685                  | 1,075,548                     | 699,685   | 401     |
| DECATUR CENTRAL PUBLIC SCHOOLS    | 0.9790           | 0.9097                   | 0.6210         | 1,523,638 | 366,704            | 993,805    | 627,101                  | 2,884,945                     | 2,518,241 | 430     |
| CENTRAL CITY PUBLIC SCHOOLS       | 0.8720           | 0.7594                   | 0.6210         | 1,617,148 | 102,538            | 1,199,519  | 1,096,981                | 2,810,441                     | 2,707,903 | 720     |
| SOUTHERN VALLEY SCHOOLS           | 0.7798           | 0.7047                   | 0.6149         | 2,514,991 | 38,303             | 588,987    | 550,684                  | 1,405,638                     | 1,367,335 | 362     |
| LOUP CITY PUBLIC SCHOOLS          | 0.7698           | 0.7407                   | 0.6123         | 2,336,348 | 29,497             | 464,713    | 435,216                  | 1,319,243                     | 1,289,746 | 285     |
| GOTHENBURG PUBLIC SCHOOLS         | 1.0067           | 0.9449                   | 0.6107         | 1,176,756 | 794,827            | 1,729,111  | 934,284                  | 4,944,570                     | 4,149,743 | 818     |
| MEDICINE VALLEY PUBLIC SCHOOLS    | 0.9830           | 1.0271                   | 0.6105         | 1,611,231 | 953,088            | 941,033    | -12,055                  | 2,258,255                     | 1,305,167 | 196     |
| ADAMS CENTRAL PUBLIC SCHOOLS      | 0.6561           | 0.6068                   | 0.6068         | 2,205,944 | 665,425            | 2,092,869  | 1,427,444                | 2,092,869                     | 1,427,444 | 935     |
| MARSHALL PUBLIC SCHOOLS           | 1.1727           | 1.0866                   | 0.6065         | 1,410,204 | 1,256,224          | 1,303,312  | 47,088                   | 2,120,780                     | 864,556   | 121     |
| SOUTHWEST PUBLIC SCHOOLS          | 0.7046           | 0.6422                   | 0.6026         | 2,744,086 | 31,990             | 444,042    | 412,052                  | 737,467                       | 705,477   | 270     |
| RAYMOND CENTRAL PUBLIC SCHOOLS    | 0.9621           | 0.8590                   | 0.6012         | 1,406,244 | 981,566            | 1,208,095  | 226,529                  | 3,744,535                     | 2,762,969 | 700     |
| LAUREL-CONCORD-COLEMAN SCHOOLS    | 0.6905           | 0.6071                   | 0.5993         | 2,887,702 | 73,591             | 662,355    | 588,764                  | 748,280                       | 674,689   | 382     |
| DILLER-ODELL PUBLIC SCHOOLS       | 0.6607           | 0.5982                   | 0.5982         | 2,880,507 | 326,348            | 649,523    | 323,175                  | 649,523                       | 323,175   | 223     |
| COZAD COMMUNITY SCHOOLS           | 1.0108           | 0.9860                   | 0.5973         | 1,007,360 | 2,041,715          | 2,879,448  | 837,733                  | 6,429,439                     | 4,387,724 | 907     |
| PLAINVIEW PUBLIC SCHOOLS          | 0.6839           | 0.5973                   | 0.5973         | 2,544,995 | 44,560             | 544,056    | 499,496                  | 544,056                       | 499,496   | 322     |
| POTTER-DIX PUBLIC SCHOOLS         | 0.7992           | 0.7877                   | 0.5969         | 2,321,753 | 421,257            | 674,105    | 252,848                  | 1,383,858                     | 962,601   | 160     |
| HUMBOLDT TABLE ROCK SCHOOLS       | 0.6848           | 0.5963                   | 0.5963         | 3,527,213 | 43,481             | 441,590    | 398,109                  | 441,590                       | 398,109   | 261     |
| ALEXINGTON PUBLIC SCHOOLS         | 1.0200           | 0.9338                   | 0.5961         | 427,045   | 24,191,229         | 23,709,956 | -481,273                 | 28,040,499                    | 3,849,270 | 3,002   |
| SCRIBNER-SNYDER COMMUNITY SCHOOLS | 0.7350           | 0.6534                   | 0.5957         | 3,530,902 | 42,168             | 290,297    | 248,129                  | 610,599                       | 568,431   | 157     |
| JOHNSON CO CENTRAL PUBLIC SCHOOLS | 0.9617           | 0.8399                   | 0.5930         | 1,697,138 | 57,928             | 789,594    | 731,666                  | 2,789,060                     | 2,731,132 | 477     |
| BEATRICE PUBLIC SCHOOLS           | 0.9094           | 0.8832                   | 0.5928         | 823,962   | 5,836,187          | 5,354,063  | -482,124                 | 9,886,652                     | 4,050,465 | 1,894   |
| RAVENNA PUBLIC SCHOOLS            | 0.7000           | 0.6403                   | 0.5905         | 2,106,252 | 38,332             | 608,162    | 569,830                  | 1,000,816                     | 962,484   | 374     |
| HERSHEY PUBLIC SCHOOLS            | 0.9196           | 0.7580                   | 0.5898         | 1,174,477 | 1,875,148          | 2,822,223  | 947,075                  | 3,879,256                     | 2,004,108 | 535     |
| MINDEN PUBLIC SCHOOLS             | 0.7897           | 0.6779                   | 0.5872         | 1,755,298 | 109,700            | 1,324,923  | 1,215,223                | 2,584,900                     | 2,475,200 | 791     |
| WAHOO PUBLIC SCHOOLS              | 0.8893           | 0.7799                   | 0.5802         | 1,243,060 | 255,128            | 1,810,729  | 1,555,601                | 4,421,514                     | 4,166,386 | 1,052   |
| ORD PUBLIC SCHOOLS                | 0.8090           | 0.7456                   | 0.5798         | 1,713,082 | 102,351            | 851,459    | 749,108                  | 2,309,458                     | 2,207,107 | 513     |
| GIBBON PUBLIC SCHOOLS             | 0.9940           | 0.9482                   | 0.5765         | 1,290,833 | 1,313,704          | 1,132,886  | -180,818                 | 3,632,456                     | 2,318,752 | 521     |
| PIERCE PUBLIC SCHOOLS             | 0.8800           | 0.7934                   | 0.5736         | 1,443,402 | 599,115            | 1,484,060  | 884,945                  | 3,598,995                     | 2,999,880 | 667     |
| SUPERIOR PUBLIC SCHOOLS           | 0.9043           | 1.0152                   | 0.5710         | 1,456,244 | 998,217            | 892,938    | -105,279                 | 3,354,919                     | 2,356,702 | 381     |
| WILCOX-HILDRETH PUBLIC SCHOOLS    | 0.6658           | 0.5705                   | 0.5705         | 3,934,436 | 36,453             | 356,053    | 319,600                  | 356,053                       | 319,600   | 208     |
| DESHLER PUBLIC SCHOOLS            | 0.7661           | 0.6959                   | 0.5700         | 2,483,519 | 262,236            | 551,792    | 289,556                  | 1,259,329                     | 997,093   | 226     |
| OSMOND COMMUNITY SCHOOLS          | 0.7709           | 0.6895                   | 0.5692         | 2,713,660 | 207,690            | 367,318    | 159,628                  | 911,509                       | 703,819   | 167     |

| School Name             | GF Levy Changes: |                          |                |           | State Aid Changes: |            |                          | Nebr. Plan State Aid Changes: |           |         |
|-------------------------|------------------|--------------------------|----------------|-----------|--------------------|------------|--------------------------|-------------------------------|-----------|---------|
|                         | 22-23            | 23-24 GF                 | 23-24 Nebr.    | Valuation | 22-23              | 23-24      | 22-23 to                 | 23-24 State                   | 22-23 to  | Formula |
|                         | General          | Levy                     | Plan Potential |           |                    |            |                          |                               |           |         |
|                         | Fund             | w/\$1500                 | GF Levy        | per       | State Aid          | Current    | State Aid                | Nebr. Plan,                   | Nebraska  |         |
| Levy                    | Aid              | Ag @ 30%,<br>Other @ 70% | Formula        | State Aid | State Aid          | Change     | Ag @ 30%,<br>Other @ 70% | Plan State<br>Aid Change      | Students  |         |
| NEBRASKA CITY PUBLIC SC | 1.0407           | 0.8916                   | 0.5667         | 867,115   | 4,478,555          | 4,763,288  | 284,733                  | 8,568,554                     | 4,089,999 | 1,351   |
| DOUGLAS CO WEST COMM    | 0.6970           | 0.5665                   | 0.5665         | 1,680,246 | 1,061,300          | 2,745,057  | 1,683,757                | 2,745,057                     | 1,683,757 | 977     |
| SOUTH PLATTE PUBLIC SCH | 0.6350           | 0.6125                   | 0.5655         | 2,323,833 | 636,360            | 760,015    | 123,655                  | 995,059                       | 358,699   | 215     |
| STANTON COMMUNITY SC    | 0.8915           | 0.8260                   | 0.5648         | 1,808,886 | 153,953            | 663,869    | 509,916                  | 2,453,348                     | 2,299,395 | 379     |
| SCOTTSBLUFF PUBLIC SCH  | 1.0133           | 0.8289                   | 0.5627         | 555,632   | 16,376,645         | 18,480,589 | 2,103,944                | 23,384,803                    | 7,008,158 | 3,316   |
| ALLIANCE PUBLIC SCHOOL  | 0.9301           | 0.9036                   | 0.5627         | 970,259   | 2,387,535          | 2,437,991  | 50,456                   | 6,645,085                     | 4,257,550 | 1,272   |
| MINATARE PUBLIC SCHOO   | 0.9282           | 0.8529                   | 0.5619         | 399,835   | 2,816,843          | 2,891,916  | 75,073                   | 3,058,806                     | 241,963   | 143     |
| CROSS COUNTY COMMUN     | 0.6662           | 0.6197                   | 0.5619         | 2,560,684 | 185,790            | 720,027    | 534,237                  | 1,222,613                     | 1,036,823 | 340     |
| NORRIS SCHOOL DIST 160  | 1.0068           | 0.8007                   | 0.5618         | 925,703   | 4,376,607          | 5,324,230  | 947,623                  | 10,692,763                    | 6,316,156 | 2,428   |
| MILFORD PUBLIC SCHOOL   | 0.9158           | 0.9158                   | 0.5615         | 999,566   | 2,144,312          | 2,557,022  | 412,710                  | 5,363,129                     | 3,218,817 | 792     |
| ST PAUL PUBLIC SCHOOLS  | 0.9844           | 0.9608                   | 0.5576         | 1,096,297 | 1,957,308          | 1,818,598  | -138,710                 | 4,743,115                     | 2,785,807 | 662     |
| VALENTINE COMMUNITY S   | 0.6390           | 0.5573                   | 0.5573         | 2,631,600 | 79,107             | 954,470    | 875,363                  | 954,470                       | 875,363   | 564     |
| FILLMORE CENTRAL PUBLI  | 0.6278           | 0.5548                   | 0.5548         | 2,165,860 | 90,653             | 948,846    | 858,193                  | 948,846                       | 858,193   | 564     |
| CREIGHTON COMMUNITY     | 0.8882           | 0.7713                   | 0.5520         | 2,027,037 | 43,512             | 464,398    | 420,886                  | 1,691,849                     | 1,648,337 | 276     |
| FRANKLIN PUBLIC SCHOOL  | 0.9744           | 0.8755                   | 0.5518         | 1,908,697 | 141,176            | 608,140    | 466,964                  | 2,201,948                     | 2,060,772 | 258     |
| VERDIGRE PUBLIC SCHOOL  | 0.8536           | 0.7751                   | 0.5518         | 2,507,153 | 14,206             | 264,079    | 249,873                  | 1,046,662                     | 1,032,456 | 140     |
| PONCA PUBLIC SCHOOLS    | 1.0376           | 0.9177                   | 0.5514         | 1,199,411 | 1,758,950          | 1,794,748  | 35,798                   | 3,656,313                     | 1,897,363 | 424     |
| OVERTON PUBLIC SCHOOL   | 0.9800           | 0.9437                   | 0.5502         | 1,494,475 | 706,715            | 801,260    | 94,545                   | 2,267,560                     | 1,560,845 | 249     |
| AINSWORTH COMMUNITY     | 0.6259           | 0.5492                   | 0.5492         | 2,676,600 | 47,337             | 621,928    | 574,591                  | 621,928                       | 574,591   | 377     |
| WISNER-PILGER PUBLIC SC | 0.5794           | 0.5469                   | 0.5469         | 2,649,991 | 457,469            | 977,932    | 520,463                  | 977,932                       | 520,463   | 403     |
| LYONS-DECATUR NORTHEA   | 0.8368           | 0.7068                   | 0.5462         | 2,454,756 | 35,770             | 424,356    | 388,586                  | 1,436,328                     | 1,400,558 | 257     |
| ALMA PUBLIC SCHOOLS     | 0.8814           | 0.8800                   | 0.5450         | 1,318,680 | 1,547,027          | 1,368,382  | -178,645                 | 2,920,837                     | 1,373,810 | 351     |
| CRAWFORD PUBLIC SCHOO   | 0.7858           | 0.8754                   | 0.5426         | 1,824,081 | 662,284            | 553,720    | -108,564                 | 1,513,610                     | 851,326   | 158     |
| WEST POINT PUBLIC SCHO  | 0.6400           | 0.5425                   | 0.5425         | 2,398,839 | 142,467            | 1,163,700  | 1,021,233                | 1,163,700                     | 1,021,233 | 667     |
| NORTH BEND CENTRAL PU   | 0.5945           | 0.5394                   | 0.5394         | 2,170,307 | 719,379            | 1,450,347  | 730,968                  | 1,450,347                     | 730,968   | 560     |
| GORDON-RUSHVILLE PUBL   | 0.8947           | 0.7838                   | 0.5367         | 2,047,906 | 55,450             | 818,398    | 762,948                  | 3,366,895                     | 3,311,445 | 504     |
| HARVARD PUBLIC SCHOOL   | 0.9855           | 0.9216                   | 0.5356         | 2,007,405 | 106,614            | 333,502    | 226,888                  | 1,852,856                     | 1,746,242 | 196     |
| KENESAW PUBLIC SCHOOL   | 0.8103           | 0.7438                   | 0.5347         | 1,891,679 | 291,399            | 730,591    | 439,192                  | 1,788,458                     | 1,497,059 | 267     |
| EXETER-MILLIGAN PUBLIC  | 0.5608           | 0.5334                   | 0.5334         | 5,058,733 | 38,993             | 267,214    | 228,221                  | 267,214                       | 228,221   | 147     |
| WILBER-CLATONIA PUBLIC  | 0.9386           | 0.8490                   | 0.5334         | 1,260,656 | 771,372            | 1,330,107  | 558,735                  | 3,710,698                     | 2,939,326 | 598     |
| BLOOMFIELD COMMUNITY    | 0.4976           | 0.5495                   | 0.5318         | 2,740,849 | 49,732             | 416,170    | 366,438                  | 537,376                       | 487,644   | 250     |
| AUBURN PUBLIC SCHOOLS   | 1.0335           | 0.9175                   | 0.5318         | 904,378   | 3,577,229          | 4,088,504  | 511,275                  | 7,080,042                     | 3,502,813 | 858     |
| BROKEN BOW PUBLIC SCH   | 0.8546           | 0.7631                   | 0.5307         | 1,265,423 | 104,198            | 1,297,343  | 1,193,145                | 3,592,499                     | 3,488,301 | 781     |

| School Name                         | GF Levy Changes: |                          |                |           | State Aid Changes: |            |                          | Nebr. Plan State Aid Changes: |           |         |
|-------------------------------------|------------------|--------------------------|----------------|-----------|--------------------|------------|--------------------------|-------------------------------|-----------|---------|
|                                     | 22-23            | 23-24 GF                 | 23-24 Nebr.    | Valuation | 22-23              | 23-24      | 22-23 to                 | 23-24 State                   | 22-23 to  | Formula |
|                                     | General          | Levy                     | Plan Potential |           |                    |            |                          |                               |           |         |
|                                     | Fund             | w/\$1500                 | GF Levy        | per       | State Aid          | Current    | State Aid                | Nebr. Plan,                   | Nebraska  |         |
| Levy                                | Aid              | Ag @ 30%,<br>Other @ 70% | Formula        | State Aid | State Aid          | Change     | Ag @ 30%,<br>Other @ 70% | Plan State<br>Aid Change      | Students  |         |
| NORTHWEST PUBLIC SCHOOLS            | 0.7373           | 0.5307                   | 0.5307         | 786,869   | 8,302,564          | 10,083,571 | 1,781,007                | 10,083,571                    | 1,781,007 | 1,434   |
| WHEELER CENTRAL SCHOOLS             | 0.5459           | 0.5304                   | 0.5304         | 6,336,114 | 10,941             | 179,311    | 168,370                  | 179,311                       | 168,370   | 111     |
| SHELBY - RISING CITY PUBLIC SCHOOLS | 0.6500           | 0.6167                   | 0.5301         | 2,208,870 | 532,665            | 1,161,760  | 629,095                  | 1,889,866                     | 1,357,201 | 381     |
| SIOUX COUNTY PUBLIC SCHOOLS         | 0.6147           | 0.5300                   | 0.5300         | 7,194,834 | 12,282             | 130,619    | 118,337                  | 130,619                       | 118,337   | 79      |
| LOOMIS PUBLIC SCHOOLS               | 0.6504           | 0.6228                   | 0.5298         | 2,035,262 | 749,945            | 1,133,969  | 384,024                  | 1,627,905                     | 877,960   | 261     |
| RED CLOUD COMMUNITY SCHOOLS         | 0.8159           | 0.7992                   | 0.5295         | 1,882,556 | 435,872            | 714,279    | 278,407                  | 1,900,348                     | 1,464,476 | 234     |
| SCHUYLER COMMUNITY SCHOOLS          | 0.9537           | 0.9171                   | 0.5287         | 910,078   | 4,972,207          | 4,786,716  | -185,491                 | 11,218,778                    | 6,246,571 | 1,820   |
| WEST HOLT PUBLIC SCHOOLS            | 0.6475           | 0.5615                   | 0.5279         | 2,425,071 | 49,714             | 693,880    | 644,166                  | 1,038,708                     | 988,994   | 423     |
| CHASE COUNTY SCHOOLS                | 0.5888           | 0.5276                   | 0.5276         | 2,276,007 | 277,681            | 1,150,737  | 873,056                  | 1,150,737                     | 873,056   | 615     |
| LITCHFIELD PUBLIC SCHOOLS           | 0.9197           | 0.9517                   | 0.5274         | 2,646,786 | 14,989             | 188,979    | 173,990                  | 1,359,799                     | 1,344,810 | 104     |
| HITCHCOCK CO SCHOOL SYSTEM          | 0.8809           | 0.8439                   | 0.5273         | 1,678,690 | 185,329            | 458,632    | 273,303                  | 1,971,805                     | 1,786,476 | 285     |
| STERLING PUBLIC SCHOOLS             | 0.9218           | 0.8770                   | 0.5272         | 1,782,006 | 33,989             | 322,663    | 288,674                  | 1,552,327                     | 1,518,338 | 197     |
| WINSIDE PUBLIC SCHOOLS              | 0.6329           | 0.5462                   | 0.5271         | 2,296,423 | 597,161            | 921,830    | 324,669                  | 1,022,039                     | 424,878   | 229     |
| SOUTHERN SCHOOL DISTRICT            | 1.0000           | 0.9750                   | 0.5271         | 1,216,370 | 1,649,835          | 1,530,406  | -119,429                 | 3,480,673                     | 1,830,838 | 358     |
| ARLINGTON PUBLIC SCHOOLS            | 0.9516           | 0.7565                   | 0.5242         | 1,320,398 | 1,189,624          | 2,038,800  | 849,176                  | 4,087,756                     | 2,898,132 | 668     |
| SANDHILLS PUBLIC SCHOOLS            | 0.5660           | 0.5593                   | 0.5227         | 5,700,992 | 178,994            | 257,310    | 78,316                   | 426,220                       | 247,226   | 81      |
| SILVER LAKE PUBLIC SCHOOLS          | 0.5531           | 0.5215                   | 0.5215         | 4,197,901 | 31,855             | 340,253    | 308,398                  | 340,253                       | 308,398   | 204     |
| CRETE PUBLIC SCHOOLS                | 0.9128           | 0.8335                   | 0.5189         | 703,346   | 9,798,429          | 10,666,816 | 868,387                  | 15,256,721                    | 5,458,292 | 2,074   |
| PAXTON CONSOLIDATED SCHOOLS         | 0.5073           | 0.5185                   | 0.5185         | 2,690,270 | 616,281            | 785,933    | 169,652                  | 785,933                       | 169,652   | 198     |
| SUMNER-EDDYVILLE-MILLER SCHOOLS     | 0.9555           | 0.8749                   | 0.5183         | 1,919,061 | 246,512            | 518,053    | 271,541                  | 1,974,492                     | 1,727,980 | 213     |
| NEWMAN GROVE PUBLIC SCHOOLS         | 0.5702           | 0.5181                   | 0.5181         | 3,517,213 | 28,821             | 329,546    | 300,725                  | 329,546                       | 300,725   | 194     |
| WYNOT PUBLIC SCHOOLS                | 0.9538           | 0.9506                   | 0.5176         | 1,189,545 | 1,537,947          | 1,405,584  | -132,363                 | 2,318,867                     | 780,920   | 177     |
| WAYNE COMMUNITY SCHOOLS             | 0.9337           | 0.7931                   | 0.5162         | 1,242,058 | 670,072            | 1,714,961  | 1,044,889                | 4,993,724                     | 4,323,652 | 953     |
| PENDER PUBLIC SCHOOLS               | 0.8204           | 0.7442                   | 0.5116         | 1,671,000 | 583,709            | 1,171,332  | 587,623                  | 2,720,323                     | 2,136,614 | 399     |
| GILTNER PUBLIC SCHOOLS              | 0.7853           | 0.7403                   | 0.5108         | 1,723,603 | 862,211            | 1,180,926  | 318,715                  | 2,059,380                     | 1,197,169 | 222     |
| ELWOOD PUBLIC SCHOOLS               | 0.5988           | 0.5107                   | 0.5107         | 3,265,554 | 42,788             | 339,308    | 296,520                  | 339,308                       | 296,520   | 192     |
| EUSTIS-FARNAM PUBLIC SCHOOLS        | 0.7017           | 0.6683                   | 0.5096         | 2,887,654 | 24,658             | 275,355    | 250,697                  | 1,019,026                     | 994,368   | 162     |
| LEIGH COMMUNITY SCHOOLS             | 0.7710           | 0.7098                   | 0.5094         | 2,175,174 | 191,560            | 496,049    | 304,489                  | 1,500,640                     | 1,309,080 | 230     |
| LAKEVIEW COMMUNITY SCHOOLS          | 0.5921           | 0.5080                   | 0.5080         | 1,901,507 | 324,703            | 1,857,093  | 1,532,390                | 1,857,093                     | 1,532,390 | 910     |
| THAYER CENTRAL COMMUNITY SCHOOLS    | 0.6627           | 0.6076                   | 0.5056         | 2,347,190 | 59,078             | 660,130    | 601,052                  | 1,610,596                     | 1,551,518 | 397     |
| ELKHORN VALLEY SCHOOLS              | 0.7843           | 0.7128                   | 0.5048         | 1,850,569 | 56,480             | 710,540    | 654,060                  | 2,312,794                     | 2,256,314 | 416     |
| HIGH PLAINS COMMUNITY SCHOOLS       | 0.5157           | 0.5027                   | 0.5027         | 4,337,060 | 32,988             | 355,717    | 322,729                  | 355,717                       | 322,729   | 210     |
| TEKAMAH-HERMAN COMMUNITY SCHOOLS    | 0.7134           | 0.5806                   | 0.5010         | 2,115,172 | 65,840             | 842,401    | 776,561                  | 1,702,719                     | 1,636,879 | 511     |

| School Name             | GF Levy Changes:  |                     |  |                       | State Aid Changes: |                         |   | Nebr. Plan State Aid Changes:              |                             |         |
|-------------------------|-------------------|---------------------|--|-----------------------|--------------------|-------------------------|---|--|-----------------------------|---------|
|                         | 22-23             | 23-24 GF            | 23-24 Nebr.                                  | Valuation per Student | 22-23 State Aid    | 23-24 Current State Aid | 22-23 to 23-24 Current State Aid Change | 23-24 State                                | 22-23 to                    | Formula |
|                         | General Fund Levy | w/\$1500 Found. Aid | Plan Potential GF Levy Ag @ 30%, Other @ 70% |                       |                    |                         |   | Aid with Nebr. Plan, Ag @ 30%, Other @ 70% | 23-24 Plan State Aid Change |         |
|                         |                   |                     |  |                       |                    |                         |   |  |                             |         |
| OAKLAND CRAIG PUBLIC S  | 0.9944            | 0.8993              | 0.4981                                       | 1,626,358             | 152,291            | 628,673                 | 476,382                                 | 3,115,023                                  | 2,962,732                   | 381     |
| CLARKSON PUBLIC SCHOO   | 0.7717            | 0.7290              | 0.4974                                       | 2,257,468             | 112,562            | 410,912                 | 298,350                                 | 1,499,751                                  | 1,387,189                   | 208     |
| MC COOL JUNCTION PUBL   | 0.8110            | 0.7492              | 0.4971                                       | 1,637,874             | 913,700            | 1,169,500               | 255,800                                 | 2,138,172                                  | 1,224,472                   | 235     |
| SYRACUSE-DUNBAR-AVOC    | 0.9167            | 0.7518              | 0.4924                                       | 1,367,710             | 119,774            | 1,290,212               | 1,170,438                               | 3,950,312                                  | 3,830,538                   | 750     |
| ALLEN CONSOLIDATED SCH  | 0.7646            | 0.6323              | 0.4914                                       | 2,996,888             | 27,800             | 263,856                 | 236,056                                 | 835,643                                    | 807,843                     | 135     |
| FULLERTON PUBLIC SCHOO  | 0.8709            | 0.7804              | 0.4912                                       | 1,928,983             | 33,935             | 479,500                 | 445,565                                 | 2,108,970                                  | 2,075,035                   | 292     |
| FRIEND PUBLIC SCHOOLS   | 0.7548            | 0.6990              | 0.4912                                       | 2,051,987             | 40,367             | 386,680                 | 346,313                                 | 1,363,176                                  | 1,322,809                   | 229     |
| STUART PUBLIC SCHOOLS   | 0.9137            | 0.9076              | 0.4897                                       | 1,097,454             | 1,298,515          | 1,330,109               | 31,594                                  | 2,141,140                                  | 842,625                     | 177     |
| CALLAWAY PUBLIC SCHOO   | 0.7147            | 0.6693              | 0.4893                                       | 3,011,274             | 25,187             | 271,313                 | 246,126                                 | 1,141,801                                  | 1,116,614                   | 161     |
| DUNDY CO STRATTON PUB   | 0.5571            | 0.4888              | 0.4888                                       | 3,890,129             | 41,816             | 449,942                 | 408,126                                 | 449,942                                    | 408,126                     | 271     |
| ELBA PUBLIC SCHOOLS     | 0.9384            | 0.9649              | 0.4867                                       | 1,640,442             | 1,110,547          | 1,143,365               | 32,818                                  | 1,990,552                                  | 880,005                     | 108     |
| ROCK COUNTY PUBLIC SCH  | 0.5482            | 0.4888              | 0.4861                                       | 3,314,561             | 215,272            | 614,485                 | 399,213                                 | 633,351                                    | 418,079                     | 210     |
| ST EDWARD PUBLIC SCHOO  | 0.6719            | 0.6462              | 0.4848                                       | 2,898,555             | 21,698             | 267,383                 | 245,685                                 | 1,029,201                                  | 1,007,503                   | 163     |
| MADISON PUBLIC SCHOOL   | 0.7776            | 0.6979              | 0.4846                                       | 1,897,387             | 81,316             | 818,170                 | 736,854                                 | 2,789,515                                  | 2,708,199                   | 487     |
| PERKINS COUNTY SCHOOL   | 0.5715            | 0.4842              | 0.4842                                       | 3,386,597             | 64,890             | 645,846                 | 580,956                                 | 645,846                                    | 580,956                     | 382     |
| ELM CREEK PUBLIC SCHOO  | 0.9232            | 0.8784              | 0.4838                                       | 1,368,289             | 610,385            | 786,142                 | 175,757                                 | 2,560,095                                  | 1,949,710                   | 329     |
| ARTHUR COUNTY SCHOOL    | 0.8476            | 0.8529              | 0.4827                                       | 2,356,569             | 293,367            | 460,645                 | 167,278                                 | 1,477,848                                  | 1,184,481                   | 117     |
| MAXWELL PUBLIC SCHOO    | 0.8234            | 0.7461              | 0.4810                                       | 1,318,528             | 1,576,333          | 1,776,077               | 199,744                                 | 2,658,481                                  | 1,082,148                   | 252     |
| EMERSON-HUBBARD PUBL    | 0.7880            | 0.6861              | 0.4806                                       | 2,093,298             | 36,287             | 411,202                 | 374,915                                 | 1,477,577                                  | 1,441,290                   | 248     |
| MULLEN PUBLIC SCHOOLS   | 0.5423            | 0.4802              | 0.4802                                       | 4,168,831             | 334,950            | 475,632                 | 140,682                                 | 475,632                                    | 140,682                     | 157     |
| BLUE HILL COMMUNITY SC  | 0.9443            | 0.8233              | 0.4801                                       | 1,404,052             | 734,337            | 1,074,893               | 340,556                                 | 2,486,996                                  | 1,752,659                   | 293     |
| FALLS CITY PUBLIC SCHOO | 0.9760            | 0.7599              | 0.4793                                       | 1,450,329             | 322,878            | 1,483,061               | 1,160,183                               | 4,572,428                                  | 4,249,550                   | 759     |
| RIVERSIDE PUBLIC SCHOO  | 0.5504            | 0.4793              | 0.4793                                       | 4,004,960             | 126,738            | 417,192                 | 290,454                                 | 417,192                                    | 290,454                     | 216     |
| LOGAN VIEW PUBLIC SCHQ  | 0.6629            | 0.5854              | 0.4781                                       | 1,706,850             | 835,786            | 1,562,403               | 726,617                                 | 2,629,045                                  | 1,793,259                   | 582     |
| MITCHELL PUBLIC SCHOOL  | 0.8795            | 0.7921              | 0.4723                                       | 624,532               | 4,724,490          | 4,660,291               | -64,199                                 | 5,815,927                                  | 1,091,437                   | 579     |
| HEARTLAND COMMUNITY     | 0.5170            | 0.4935              | 0.4716                                       | 2,657,302             | 66,397             | 556,199                 | 489,802                                 | 744,562                                    | 678,165                     | 324     |
| BRUNING-DAVENPORT UN    | 0.4900            | 0.4698              | 0.4698                                       | 5,547,872             | 47,110             | 298,026                 | 250,916                                 | 298,026                                    | 250,916                     | 165     |
| LEWISTON CONSOLIDATED   | 0.6288            | 0.5970              | 0.4695                                       | 2,855,459             | 332,665            | 631,560                 | 298,895                                 | 1,235,364                                  | 902,699                     | 166     |
| MERIDIAN PUBLIC SCHOOL  | 0.6826            | 0.5967              | 0.4687                                       | 2,189,775             | 794,275            | 1,142,305               | 348,030                                 | 1,744,732                                  | 950,457                     | 215     |
| HOWELLS-DODGE CONSOL    | 0.5281            | 0.4682              | 0.4682                                       | 3,143,406             | 56,195             | 476,942                 | 420,747                                 | 476,942                                    | 420,747                     | 275     |
| CAMBRIDGE PUBLIC SCHQ   | 0.9201            | 0.8623              | 0.4664                                       | 1,509,194             | 1,012,161          | 861,150                 | -151,011                                | 2,373,440                                  | 1,361,279                   | 253     |
| HAMPTON PUBLIC SCHOO    | 0.6963            | 0.6397              | 0.4650                                       | 2,140,092             | 573,856            | 840,067                 | 266,211                                 | 1,503,179                                  | 929,323                     | 177     |
| DORCHESTER PUBLIC SCHQ  | 0.7345            | 0.7449              | 0.4600                                       | 1,880,563             | 276,606            | 503,514                 | 226,908                                 | 1,666,506                                  | 1,389,900                   | 217     |

| School Name                  | GF Levy Changes: |                          |                |           | State Aid Changes: |           |                          | Nebr. Plan State Aid Changes: |           |         |
|------------------------------|------------------|--------------------------|----------------|-----------|--------------------|-----------|--------------------------|-------------------------------|-----------|---------|
|                              | 22-23            | 23-24 GF                 | 23-24 Nebr.    | Valuation | 22-23              | 23-24     | 22-23 to                 | 23-24 State                   | 22-23 to  | Formula |
|                              | General          | Levy                     | Plan Potential |           |                    |           |                          |                               |           |         |
|                              | Fund             | w/\$1500                 | GF Levy        | per       | State Aid          | State Aid | State Aid                | Nebr. Plan,                   | Nebraska  |         |
| Levy                         | Aid              | Ag @ 30%,<br>Other @ 70% | Formula        | State Aid | State Aid          | Change    | Ag @ 30%,<br>Other @ 70% | Plan State<br>Aid Change      | Students  |         |
| ANSLEY PUBLIC SCHOOLS        | 0.8152           | 0.8030                   | 0.4559         | 1,831,621 | 16,720             | 314,049   | 297,329                  | 1,544,822                     | 1,528,102 | 194     |
| BANNER COUNTY PUBLIC SCHOOLS | 0.6949           | 0.6947                   | 0.4535         | 6,572,222 | 5,917              | 84,869    | 78,952                   | 912,391                       | 906,474   | 52      |
| BATTLE CREEK PUBLIC SCHOOLS  | 0.6647           | 0.6137                   | 0.4532         | 2,736,004 | 125,878            | 375,302   | 249,424                  | 1,124,777                     | 998,899   | 171     |
| BANNER COUNTY PUBLIC SCHOOLS | 0.6428           | 0.5686                   | 0.4526         | 2,057,735 | 238,678            | 931,273   | 692,595                  | 1,910,008                     | 1,671,330 | 410     |
| BANNER COUNTY PUBLIC SCHOOLS | 0.4936           | 0.5096                   | 0.4524         | 2,944,038 | 350,271            | 579,412   | 229,141                  | 953,579                       | 603,308   | 222     |
| BANNER COUNTY PUBLIC SCHOOLS | 0.8575           | 0.7906                   | 0.4523         | 2,277,977 | 479,894            | 649,304   | 169,410                  | 1,768,208                     | 1,288,314 | 145     |
| BATTLE CREEK PUBLIC SCHOOLS  | 0.7034           | 0.6677                   | 0.4505         | 1,393,955 | 879,768            | 1,742,595 | 862,827                  | 3,385,756                     | 2,505,988 | 543     |
| BATTLE CREEK PUBLIC SCHOOLS  | 0.4997           | 0.4492                   | 0.4492         | 3,617,145 | 89,062             | 784,969   | 695,907                  | 784,969                       | 695,907   | 455     |
| BATTLE CREEK PUBLIC SCHOOLS  | 0.7556           | 0.6668                   | 0.4474         | 3,105,288 | 8,798              | 209,843   | 201,045                  | 1,107,299                     | 1,098,501 | 132     |
| BOONE CENTRAL SCHOOLS        | 0.4786           | 0.4465                   | 0.4465         | 2,694,880 | 427,193            | 1,356,774 | 929,581                  | 1,356,774                     | 929,581   | 575     |
| BOONE CENTRAL SCHOOLS        | 0.6382           | 0.6203                   | 0.4459         | 2,491,627 | 342,264            | 586,099   | 243,835                  | 1,312,725                     | 970,461   | 167     |
| BOONE CENTRAL SCHOOLS        | 0.8349           | 0.7992                   | 0.4445         | 1,229,198 | 947,055            | 1,352,755 | 405,700                  | 3,301,156                     | 2,354,101 | 447     |
| BOONE CENTRAL SCHOOLS        | 1.0499           | 0.9182                   | 0.4438         | 41,196    | 6,781,978          | 7,328,916 | 546,938                  | 7,429,849                     | 647,871   | 516     |
| BOONE CENTRAL SCHOOLS        | 0.7650           | 0.6379                   | 0.4382         | 1,261,066 | 224,959            | 1,884,669 | 1,659,710                | 4,528,730                     | 4,303,771 | 1,050   |
| BOONE CENTRAL SCHOOLS        | 0.8679           | 0.7568                   | 0.4356         | 1,200,073 | 1,306,530          | 1,720,683 | 414,153                  | 4,230,785                     | 2,924,255 | 651     |
| BOONE CENTRAL SCHOOLS        | 0.8641           | 0.8456                   | 0.4280         | 1,440,121 | 499,421            | 622,000   | 122,579                  | 2,406,169                     | 1,906,748 | 297     |
| BURRIDGEVILLE PUBLIC SCHOOLS | 0.5408           | 0.5029                   | 0.4279         | 2,752,966 | 36,890             | 669,077   | 632,187                  | 1,533,872                     | 1,496,982 | 419     |
| BURRIDGEVILLE PUBLIC SCHOOLS | 0.8268           | 0.8040                   | 0.4266         | 2,300,932 | 11,073             | 259,438   | 248,365                  | 1,682,855                     | 1,671,782 | 164     |
| BURRIDGEVILLE PUBLIC SCHOOLS | 0.8072           | 0.6225                   | 0.4208         | 1,393,067 | 951,632            | 1,648,424 | 696,792                  | 2,933,193                     | 1,981,561 | 457     |
| BOYD COUNTY SCHOOLS          | 0.6768           | 0.6807                   | 0.4159         | 2,216,121 | 179,881            | 563,224   | 383,343                  | 2,376,941                     | 2,197,060 | 309     |
| BOYD COUNTY SCHOOLS          | 0.5485           | 0.4148                   | 0.4148         | 2,638,881 | 1,172,329          | 2,922,314 | 1,749,985                | 2,922,314                     | 1,749,985 | 1,148   |
| BOYD COUNTY SCHOOLS          | 0.9085           | 0.8772                   | 0.4087         | 1,079,477 | 1,441,843          | 1,721,292 | 279,449                  | 3,252,305                     | 1,810,462 | 303     |
| BOYD COUNTY SCHOOLS          | 0.5808           | 0.5680                   | 0.4070         | 2,815,496 | 179,063            | 368,552   | 189,489                  | 949,014                       | 769,951   | 128     |
| BOYD COUNTY SCHOOLS          | 0.4950           | 0.4060                   | 0.4060         | 3,119,694 | 34,858             | 426,258   | 391,400                  | 426,258                       | 391,400   | 256     |
| BOYD COUNTY SCHOOLS          | 0.4168           | 0.4043                   | 0.4043         | 4,491,027 | 399,327            | 578,026   | 178,699                  | 578,026                       | 178,699   | 174     |
| BOYD COUNTY SCHOOLS          | 0.7886           | 0.7401                   | 0.4000         | 1,920,806 | 63,643             | 365,712   | 302,069                  | 1,782,417                     | 1,718,774 | 217     |
| BOYD COUNTY SCHOOLS          | 0.8826           | 0.7566                   | 0.3999         | 1,978,971 | 25,536             | 386,561   | 361,025                  | 1,831,437                     | 1,805,901 | 205     |
| BOYD COUNTY SCHOOLS          | 0.7100           | 0.6720                   | 0.3993         | 1,772,721 | 158,694            | 586,437   | 427,743                  | 2,061,907                     | 1,903,213 | 305     |
| BOYD COUNTY SCHOOLS          | 0.7854           | 0.7035                   | 0.3971         | 841,726   | 3,661,968          | 3,480,797 | -181,171                 | 5,110,800                     | 1,448,832 | 632     |
| BOYD COUNTY SCHOOLS          | 0.6768           | 0.9080                   | 0.3869         | 30,493    | 3,990,246          | 4,031,850 | 41,604                   | 4,063,728                     | 73,482    | 201     |
| BOYD COUNTY SCHOOLS          | 0.6776           | 0.6042                   | 0.3808         | 5,004,475 | 7,603              | 117,961   | 110,358                  | 929,031                       | 921,428   | 73      |
| BOYD COUNTY SCHOOLS          | 0.4530           | 0.3767                   | 0.3767         | 6,937,175 | 10,757             | 139,606   | 128,849                  | 139,606                       | 128,849   | 84      |
| BOYD COUNTY SCHOOLS          | 0.8817           | 0.8237                   | 0.3735         | 1,102,435 | 1,791,152          | 1,731,910 | -59,242                  | 2,725,789                     | 934,637   | 200     |

| School Name                        | GF Levy Changes: |                          |                |           | State Aid Changes: |               |                          | Nebr. Plan State Aid Changes: |             |          |
|------------------------------------|------------------|--------------------------|----------------|-----------|--------------------|---------------|--------------------------|-------------------------------|-------------|----------|
|                                    | 22-23            | 23-24 GF                 | 23-24 Nebr.    | Valuation | 22-23              | 23-24         | 22-23 to                 | 23-24                         | 22-23 to    | Formula  |
|                                    | General          | Levy                     | Plan Potential |           |                    |               |                          |                               |             |          |
|                                    | Fund             | w/\$1500                 | GF Levy        | per       | State Aid          | State Aid     | State Aid                | Nebr. Plan,                   | Nebraska    | Students |
| Levy                               | Aid              | Ag @ 30%,<br>Other @ 70% | Formula        | State Aid | State Aid          | Change        | Ag @ 30%,<br>Other @ 70% | Plan State<br>Aid Change      | Students    |          |
| PAWNEE CITY PUBLIC SCHOOLS         | 0.8921           | 0.8796                   | 0.3688         | 1,349,534 | 1,191,368          | 1,120,089     | -71,279                  | 2,874,924                     | 1,683,556   | 255      |
| HARTINGTON NEWCASTLE SCHOOLS       | 0.4530           | 0.3628                   | 0.3628         | 3,332,329 | 90,994             | 683,748       | 592,754                  | 683,748                       | 592,754     | 381      |
| GARDEN COUNTY SCHOOLS              | 0.3921           | 0.3621                   | 0.3621         | 5,024,476 | 26,924             | 306,610       | 279,686                  | 306,610                       | 279,686     | 182      |
| HAY SPRINGS PUBLIC SCHOOLS         | 0.9436           | 0.8587                   | 0.3593         | 873,075   | 1,641,793          | 1,599,696     | -42,097                  | 2,421,897                     | 780,104     | 189      |
| HUMPHREY PUBLIC SCHOOLS            | 0.3398           | 0.3486                   | 0.3486         | 3,501,616 | 536,269            | 1,144,678     | 608,409                  | 1,144,678                     | 608,409     | 294      |
| HYANNIS AREA SCHOOLS               | 0.4128           | 0.3438                   | 0.3438         | 4,974,275 | 29,072             | 313,140       | 284,068                  | 313,140                       | 284,068     | 143      |
| CHAMBERS PUBLIC SCHOOLS            | 0.7965           | 0.7582                   | 0.3374         | 2,567,409 | 107,504            | 219,682       | 112,178                  | 1,493,826                     | 1,386,322   | 118      |
| CEDAR BLUFFS PUBLIC SCHOOLS        | 0.8478           | 0.7563                   | 0.3314         | 794,448   | 3,106,056          | 3,890,785     | 784,729                  | 5,385,797                     | 2,279,741   | 443      |
| WAKEFIELD PUBLIC SCHOOLS           | 0.8965           | 0.7018                   | 0.3258         | 1,170,689 | 1,439,986          | 2,697,039     | 1,257,053                | 5,029,063                     | 3,589,077   | 530      |
| CODY-KILGORE PUBLIC SCHOOLS        | 0.8989           | 0.7589                   | 0.3034         | 1,384,899 | 1,216,698          | 1,464,566     | 247,868                  | 2,434,037                     | 1,217,339   | 154      |
| AMHERST PUBLIC SCHOOLS             | 0.7929           | 0.6596                   | 0.2276         | 1,068,377 | 1,973,156          | 2,091,214     | 118,058                  | 3,777,573                     | 1,804,417   | 365      |
| BANCROFT-ROSALIE COMMUNITY SCHOOLS | 0.6960           | 0.5104                   | 0.2205         | 1,691,856 | 825,281            | 1,129,482     | 304,201                  | 2,506,118                     | 1,680,837   | 281      |
| HOMER COMMUNITY SCHOOLS            | 0.6323           | 0.6096                   | 0.2120         | 1,173,086 | 1,957,235          | 1,850,076     | -107,159                 | 3,763,010                     | 1,805,775   | 410      |
| JOHNSON-BROCK PUBLIC SCHOOLS       | 0.5871           | 0.4564                   | 0.1628         | 1,562,721 | 817,148            | 1,180,615     | 363,467                  | 2,717,181                     | 1,900,033   | 335      |
|                                    |                  |                          |                |           | 1,071,351,786      | 1,180,044,834 | 108,693,048              | 1,765,865,031                 | 694,513,245 | 312,092  |

Levy:

|        |           |
|--------|-----------|
| Orange | > .90     |
| Green  | .80 - .89 |
| Yellow | .70 - .79 |
| White  | .50 - .69 |
| Blue   | < .50     |

Students:

|        |             |             |         |       |        |
|--------|-------------|-------------|---------|-------|--------|
| Orange | 7 Largest   | 9148-49,661 | 153,664 | 49.2% | 21,952 |
| Orange | Next 13     | 3002 - 6306 | 55,369  | 17.7% | 4,259  |
| Yellow | Next 19     | 1050 - 2428 | 29,487  | 9.4%  | 1,552  |
| White  | Next 47     | 500 - 999   | 32,651  | 10.5% | 695    |
| Green  | Next 78     | 250 - 499   | 26,906  | 8.6%  | 345    |
| Blue   | 80 Smallest | 52 - 249    | 14,016  | 4.5%  | 175    |
|        |             |             | 312,093 | 100%  |        |

| School Name             | GF Levy Changes: |                          |                |           | State Aid Changes: |             |                          | Nebr. Plan State Aid Changes: |            |         |
|-------------------------|------------------|--------------------------|----------------|-----------|--------------------|-------------|--------------------------|-------------------------------|------------|---------|
|                         | 22-23            | 23-24 GF                 | 23-24 Nebr.    | Valuation | 22-23              | 23-24       | 22-23 to                 | 23-24 State                   | 22-23 to   | Formula |
|                         | General          | Levy                     | Plan Potential |           |                    |             |                          |                               |            |         |
|                         | Fund             | w/\$1500                 | GF Levy        | per       | State Aid          | State Aid   | State Aid                | Nebr. Plan,                   | Nebraska   |         |
| Levy                    | Aid              | Ag @ 30%,<br>Other @ 70% | Formula        | State Aid | State Aid          | Change      | Ag @ 30%,<br>Other @ 70% | Plan State<br>Aid Change      | Students   |         |
| (Color Code @ G252)     |                  |                          |                |           |                    |             |                          |                               |            |         |
| SANTEE COMMUNITY SCH    | 0.6768           | 0.9080                   | 0.3869         | 30,493    | 3,990,246          | 4,031,850   | 41,604                   | 4,063,728                     | 73,482     | 201     |
| UMONHO NATION PUB       | 1.0499           | 0.9182                   | 0.4438         | 41,196    | 6,781,978          | 7,328,916   | 546,938                  | 7,429,849                     | 647,871    | 516     |
| WINNEBAGO PUBLIC SCH    | 1.0463           | 1.0478                   | 0.6380         | 213,712   | 6,818,557          | 7,546,712   | 728,155                  | 8,054,313                     | 1,235,756  | 580     |
| SO SIOUX CITY COMMUN    | 1.0500           | 1.0248                   | 0.7958         | 392,579   | 29,636,963         | 28,080,882  | -1,556,081               | 31,357,996                    | 1,721,033  | 3,646   |
| MINATARE PUBLIC SCHOO   | 0.9282           | 0.8529                   | 0.5619         | 399,835   | 2,816,843          | 2,891,916   | 75,073                   | 3,058,806                     | 241,963    | 143     |
| ALEXINGTON PUBLIC SCHOO | 1.0200           | 0.9338                   | 0.5961         | 427,045   | 24,191,229         | 23,709,956  | -481,273                 | 28,040,499                    | 3,849,270  | 3,002   |
| HASTINGS PUBLIC SCHOO   | 1.1200           | 1.1000                   | 0.8660         | 466,705   | 20,695,309         | 20,627,181  | -68,128                  | 24,302,911                    | 3,607,602  | 3,366   |
| GRAND ISLAND PUBLIC SC  | 1.0400           | 0.9500                   | 0.7154         | 494,030   | 60,585,718         | 63,649,335  | 3,063,617                | 74,398,749                    | 13,813,031 | 9,275   |
| BELLEVUE PUBLIC SCHOO   | 1.0500           | 1.0400                   | 0.8013         | 495,820   | 49,714,733         | 52,228,116  | 2,513,383                | 63,055,928                    | 13,341,195 | 9,148   |
| GERING PUBLIC SCHOOLS   | 1.0499           | 1.0499                   | 0.7810         | 538,450   | 9,193,241          | 9,551,705   | 358,464                  | 12,148,598                    | 2,955,357  | 1,793   |
| SCOTTSBLUFF PUBLIC SCH  | 1.0133           | 0.8289                   | 0.5627         | 555,632   | 16,376,645         | 18,480,589  | 2,103,944                | 23,384,803                    | 7,008,158  | 3,316   |
| MITCHELL PUBLIC SCHOO   | 0.8795           | 0.7921                   | 0.4723         | 624,532   | 4,724,490          | 4,660,291   | -64,199                  | 5,815,927                     | 1,091,437  | 579     |
| BENNINGTON PUBLIC SCH   | 1.0490           | 0.9520                   | 0.7259         | 637,920   | 19,890,288         | 19,508,274  | -382,014                 | 25,329,089                    | 5,438,801  | 4,036   |
| OMAHA PUBLIC SCHOOLS    | 0.9995           | 0.9864                   | 0.7470         | 644,537   | 285,701,561        | 285,573,656 | -127,905                 | 362,202,745                   | 76,501,184 | 49,661  |
| MILLARD PUBLIC SCHOOLS  | 1.0540           | 0.9421                   | 0.6978         | 660,912   | 73,745,204         | 74,330,641  | 585,437                  | 111,217,891                   | 37,472,687 | 22,849  |
| SIDNEY PUBLIC SCHOOLS   | 1.0500           | 1.0500                   | 0.7677         | 664,614   | 5,713,125          | 5,675,851   | -37,274                  | 7,865,207                     | 2,152,082  | 1,167   |
| FREMONT PUBLIC SCHOO    | 1.0051           | 0.9197                   | 0.6761         | 696,552   | 19,843,494         | 20,552,905  | 709,411                  | 29,000,224                    | 9,156,730  | 4,979   |
| COLUMBUS PUBLIC SCHOO   | 1.0115           | 1.0158                   | 0.7651         | 697,895   | 15,082,475         | 14,235,067  | -847,408                 | 20,978,126                    | 5,895,651  | 3,853   |
| CRETE PUBLIC SCHOOLS    | 0.9128           | 0.8335                   | 0.5189         | 703,346   | 9,798,429          | 10,666,816  | 868,387                  | 15,256,721                    | 5,458,292  | 2,074   |
| MC COOK PUBLIC SCHOO    | 0.9679           | 0.9272                   | 0.6317         | 727,634   | 6,093,643          | 5,527,650   | -565,993                 | 8,388,796                     | 2,295,153  | 1,330   |
| RALSTON PUBLIC SCHOO    | 1.0112           | 0.9161                   | 0.7778         | 728,098   | 10,502,619         | 9,554,688   | -947,931                 | 12,790,534                    | 2,287,915  | 3,214   |
| CHADRON PUBLIC SCHOO    | 0.9818           | 0.9893                   | 0.6576         | 740,817   | 4,611,004          | 4,676,167   | 65,163                   | 6,914,242                     | 2,303,238  | 911     |
| PAPILLION LA VISTA COM  | 1.0070           | 0.9273                   | 0.6945         | 749,821   | 31,907,704         | 28,670,376  | -3,237,328               | 49,006,559                    | 17,098,855 | 11,651  |
| PLATTSMOUTH COMMUN      | 1.0496           | 1.0499                   | 0.7694         | 750,287   | 4,655,658          | 4,156,755   | -498,903                 | 7,042,971                     | 2,387,313  | 1,372   |
| WALTHILL PUBLIC SCHOO   | 1.0499           | 1.0479                   | 0.6225         | 752,642   | 3,651,219          | 3,601,381   | -49,838                  | 4,437,603                     | 786,384    | 261     |
| GRETNA PUBLIC SCHOOLS   | 1.0045           | 0.8955                   | 0.6689         | 758,894   | 19,783,754         | 23,535,372  | 3,751,618                | 34,380,929                    | 14,597,175 | 6,306   |
| NORFOLK PUBLIC SCHOO    | 1.0000           | 0.9513                   | 0.6940         | 783,233   | 10,746,182         | 10,417,758  | -328,424                 | 19,103,787                    | 8,357,605  | 4,309   |
| NORTHWEST PUBLIC SCH    | 0.7373           | 0.5307                   | 0.5307         | 786,869   | 8,302,564          | 10,083,571  | 1,781,007                | 10,083,571                    | 1,781,007  | 1,434   |
| WESTSIDE COMMUNITY SC   | 1.0750           | 0.8700                   | 0.8700         | 787,180   | 21,426,736         | 29,258,477  | 7,831,741                | 29,258,477                    | 7,831,741  | 6,109   |
| FORT CALHOUN COMMUN     | 0.9500           | 0.9500                   | 0.7200         | 791,392   | 4,129,058          | 3,844,010   | -285,048                 | 5,279,543                     | 1,150,485  | 789     |
| CEDAR BLUFFS PUBLIC SCH | 0.8478           | 0.7563                   | 0.3314         | 794,448   | 3,106,056          | 3,890,785   | 784,729                  | 5,385,797                     | 2,279,741  | 443     |
| BEATRICE PUBLIC SCHOO   | 0.9094           | 0.8832                   | 0.5928         | 823,962   | 5,836,187          | 5,354,063   | -482,124                 | 9,886,652                     | 4,050,465  | 1,894   |

| School Name                    | GF Levy Changes:  |                     |  |                               | State Aid Changes: |                         |   | Nebr. Plan State Aid Changes:              |                             |         |
|--------------------------------|-------------------|---------------------|--|-------------------------------|--------------------|-------------------------|---|--|-----------------------------|---------|
|                                | 22-23             | 23-24 GF            | 23-24 Nebr.                                  | Valuation per Formula Student | 22-23 State Aid    | 23-24 Current State Aid | 22-23 to 23-24 Current State Aid Change | 23-24 State                                | 22-23 to                    | Formula |
|                                | General Fund Levy | w/\$1500 Found. Aid | Plan Potential GF Levy Ag @ 30%, Other @ 70% |                               |                    |                         |   | Aid with Nebr. Plan, Ag @ 30%, Other @ 70% | 23-24 Plan State Aid Change |         |
|                                | Levy              |                     |  | Nebraska                      | Students           |                         |   |  |                             |         |
| NORTH PLATTE PUBLIC SCHOOLS    | 1.0201            | 0.9949              | 0.7340                                       | 824,842                       | 10,492,154         | 9,913,075               | -579,079                                | 17,569,925                                 | 7,077,771                   | 3,559   |
| KEARNEY PUBLIC SCHOOLS         | 1.0165            | 0.9828              | 0.7198                                       | 826,269                       | 10,076,421         | 10,025,855              | -50,566                                 | 22,354,024                                 | 12,277,603                  | 5,673   |
| MALCOLM PUBLIC SCHOOLS         | 0.7854            | 0.7035              | 0.3971                                       | 841,726                       | 3,661,968          | 3,480,797               | -181,171                                | 5,110,800                                  | 1,448,832                   | 632     |
| WYATT PUBLIC SCHOOLS           | 0.9922            | 0.9427              | 0.6237                                       | 864,528                       | 2,905,862          | 2,630,040               | -275,822                                | 3,967,129                                  | 1,061,267                   | 485     |
| NEBRASKA CITY PUBLIC SCHOOLS   | 1.0407            | 0.8916              | 0.5667                                       | 867,115                       | 4,478,555          | 4,763,288               | 284,733                                 | 8,568,554                                  | 4,089,999                   | 1,351   |
| HAY SPRINGS PUBLIC SCHOOLS     | 0.9436            | 0.8587              | 0.3593                                       | 873,075                       | 1,641,793          | 1,599,696               | -42,097                                 | 2,421,897                                  | 780,104                     | 189     |
| LINCOLN PUBLIC SCHOOLS         | 1.0500            | 0.9348              | 0.7088                                       | 876,982                       | 114,733,599        | 104,411,057             | -10,322,542                             | 183,882,240                                | 69,148,641                  | 40,095  |
| YORK PUBLIC SCHOOLS            | 1.0048            | 0.9615              | 0.6606                                       | 901,855                       | 2,353,000          | 3,080,294               | 727,294                                 | 7,012,260                                  | 4,659,260                   | 1,449   |
| AUBURN PUBLIC SCHOOLS          | 1.0335            | 0.9175              | 0.5318                                       | 904,378                       | 3,577,229          | 4,088,504               | 511,275                                 | 7,080,042                                  | 3,502,813                   | 858     |
| ELKHORN PUBLIC SCHOOLS         | 1.0226            | 0.8996              | 0.7359                                       | 907,128                       | 17,028,723         | 20,055,996              | 3,027,273                               | 36,368,015                                 | 19,339,292                  | 10,985  |
| SCHUYLER COMMUNITY SCHOOLS     | 0.9537            | 0.9171              | 0.5287                                       | 910,078                       | 4,972,207          | 4,786,716               | -185,491                                | 11,218,778                                 | 6,246,571                   | 1,820   |
| NORRIS SCHOOL DISTRICT 160     | 1.0068            | 0.8007              | 0.5618                                       | 925,703                       | 4,376,607          | 5,324,230               | 947,623                                 | 10,692,763                                 | 6,316,156                   | 2,428   |
| WAVERLY SCHOOL DISTRICT        | 1.0260            | 0.8616              | 0.7233                                       | 936,523                       | 352,528            | 3,566,936               | 3,214,408                               | 6,299,295                                  | 5,946,767                   | 2,109   |
| ALLIANCE PUBLIC SCHOOLS        | 0.9301            | 0.9036              | 0.5627                                       | 970,259                       | 2,387,535          | 2,437,991               | 50,456                                  | 6,645,085                                  | 4,257,550                   | 1,272   |
| MILFORD PUBLIC SCHOOLS         | 0.9158            | 0.9158              | 0.5615                                       | 999,566                       | 2,144,312          | 2,557,022               | 412,710                                 | 5,363,129                                  | 3,218,817                   | 792     |
| COZAD COMMUNITY SCHOOLS        | 1.0108            | 0.9860              | 0.5973                                       | 1,007,360                     | 2,041,715          | 2,879,448               | 837,733                                 | 6,429,439                                  | 4,387,724                   | 907     |
| AMHERST PUBLIC SCHOOLS         | 0.7929            | 0.6596              | 0.2276                                       | 1,068,377                     | 1,973,156          | 2,091,214               | 118,058                                 | 3,777,573                                  | 1,804,417                   | 365     |
| LOUISVILLE PUBLIC SCHOOLS      | 1.0101            | 1.0200              | 0.7486                                       | 1,072,407                     | 1,645,882          | 1,431,241               | -214,641                                | 3,320,700                                  | 1,674,818                   | 649     |
| PALMER PUBLIC SCHOOLS          | 0.9085            | 0.8772              | 0.4087                                       | 1,079,477                     | 1,441,843          | 1,721,292               | 279,449                                 | 3,252,305                                  | 1,810,462                   | 303     |
| ST PAUL PUBLIC SCHOOLS         | 0.9844            | 0.9608              | 0.5576                                       | 1,096,297                     | 1,957,308          | 1,818,598               | -138,710                                | 4,743,115                                  | 2,785,807                   | 662     |
| STUART PUBLIC SCHOOLS          | 0.9137            | 0.9076              | 0.4897                                       | 1,097,454                     | 1,298,515          | 1,330,109               | 31,594                                  | 2,141,140                                  | 842,625                     | 177     |
| NIORARA PUBLIC SCHOOLS         | 0.8817            | 0.8237              | 0.3735                                       | 1,102,435                     | 1,791,152          | 1,731,910               | -59,242                                 | 2,725,789                                  | 934,637                     | 200     |
| BAYARD PUBLIC SCHOOLS          | 1.0075            | 0.9868              | 0.6253                                       | 1,142,377                     | 1,845,655          | 1,845,749               | 94                                      | 3,123,363                                  | 1,277,708                   | 309     |
| WAKEFIELD PUBLIC SCHOOLS       | 0.8965            | 0.7018              | 0.3258                                       | 1,170,689                     | 1,439,986          | 2,697,039               | 1,257,053                               | 5,029,063                                  | 3,589,077                   | 530     |
| HOMER COMMUNITY SCHOOLS        | 0.6323            | 0.6096              | 0.2120                                       | 1,173,086                     | 1,957,235          | 1,850,076               | -107,159                                | 3,763,010                                  | 1,805,775                   | 410     |
| HERSHEY PUBLIC SCHOOLS         | 0.9196            | 0.7580              | 0.5898                                       | 1,174,477                     | 1,875,148          | 2,822,223               | 947,075                                 | 3,879,256                                  | 2,004,108                   | 535     |
| GOTHENBURG PUBLIC SCHOOLS      | 1.0067            | 0.9449              | 0.6107                                       | 1,176,756                     | 794,827            | 1,729,111               | 934,284                                 | 4,944,570                                  | 4,149,743                   | 818     |
| WYNOT PUBLIC SCHOOLS           | 0.9538            | 0.9506              | 0.5176                                       | 1,189,545                     | 1,537,947          | 1,405,584               | -132,363                                | 2,318,867                                  | 780,920                     | 177     |
| PONCA PUBLIC SCHOOLS           | 1.0376            | 0.9177              | 0.5514                                       | 1,199,411                     | 1,758,950          | 1,794,748               | 35,798                                  | 3,656,313                                  | 1,897,363                   | 424     |
| PALMYRA DISTRICT OR 1          | 0.8679            | 0.7568              | 0.4356                                       | 1,200,073                     | 1,306,530          | 1,720,683               | 414,153                                 | 4,230,785                                  | 2,924,255                   | 651     |
| BLAIR COMMUNITY SCHOOLS        | 0.9050            | 0.6292              | 0.6230                                       | 1,211,465                     | 438,874            | 3,752,253               | 3,313,379                               | 3,915,575                                  | 3,476,701                   | 2,173   |
| SOUTHERN SCHOOL DISTRICT       | 1.0000            | 0.9750              | 0.5271                                       | 1,216,370                     | 1,649,835          | 1,530,406               | -119,429                                | 3,480,673                                  | 1,830,838                   | 358     |
| ELMWOOD-MURDOCK PUBLIC SCHOOLS | 0.8349            | 0.7992              | 0.4445                                       | 1,229,198                     | 947,055            | 1,352,755               | 405,700                                 | 3,301,156                                  | 2,354,101                   | 447     |

| School Name                      | GF Levy Changes: |                          |                |           | State Aid Changes: |           |                          | Nebr. Plan State Aid Changes: |           |         |
|----------------------------------|------------------|--------------------------|----------------|-----------|--------------------|-----------|--------------------------|-------------------------------|-----------|---------|
|                                  | 22-23            | 23-24 GF                 | 23-24 Nebr.    | Valuation | 22-23              | 23-24     | 22-23 to                 | 23-24 State                   | 22-23 to  | Formula |
|                                  | General          | Levy                     | Plan Potential |           |                    |           |                          |                               |           |         |
|                                  | Fund             | w/\$1500                 | GF Levy        | per       | Current            | State Aid | State Aid                | Nebr. Plan,                   | Nebraska  |         |
| Levy                             | Aid              | Ag @ 30%,<br>Other @ 70% | Formula        | State Aid | State Aid          | Change    | Ag @ 30%,<br>Other @ 70% | Plan State<br>Aid Change      | Students  |         |
| WAYNE COMMUNITY SCHOOLS          | 0.9337           | 0.7931                   | 0.5162         | 1,242,058 | 670,072            | 1,714,961 | 1,044,889                | 4,993,724                     | 4,323,652 | 953     |
| WAHOO PUBLIC SCHOOLS             | 0.8893           | 0.7799                   | 0.5802         | 1,243,060 | 255,128            | 1,810,729 | 1,555,601                | 4,421,514                     | 4,166,386 | 1,052   |
| WILBER-CLATONIA PUBLIC SCHOOLS   | 0.9386           | 0.8490                   | 0.5334         | 1,260,656 | 771,372            | 1,330,107 | 558,735                  | 3,710,698                     | 2,939,326 | 598     |
| ASHLAND-GREENWOOD PUBLIC SCHOOLS | 0.7650           | 0.6379                   | 0.4382         | 1,261,066 | 224,959            | 1,884,669 | 1,659,710                | 4,528,730                     | 4,303,771 | 1,050   |
| BROKEN BOW PUBLIC SCHOOLS        | 0.8546           | 0.7631                   | 0.5307         | 1,265,423 | 104,198            | 1,297,343 | 1,193,145                | 3,592,499                     | 3,488,301 | 781     |
| HOLDREGE PUBLIC SCHOOLS          | 0.9056           | 0.8605                   | 0.6826         | 1,280,268 | 185,200            | 1,689,741 | 1,504,541                | 3,903,307                     | 3,718,107 | 972     |
| GIBBON PUBLIC SCHOOLS            | 0.9940           | 0.9482                   | 0.5765         | 1,290,833 | 1,313,704          | 1,132,886 | -180,818                 | 3,632,456                     | 2,318,752 | 521     |
| MAXWELL PUBLIC SCHOOLS           | 0.8234           | 0.7461                   | 0.4810         | 1,318,528 | 1,576,333          | 1,776,077 | 199,744                  | 2,658,481                     | 1,082,148 | 252     |
| ALMA PUBLIC SCHOOLS              | 0.8814           | 0.8800                   | 0.5450         | 1,318,680 | 1,547,027          | 1,368,382 | -178,645                 | 2,920,837                     | 1,373,810 | 351     |
| ARLINGTON PUBLIC SCHOOLS         | 0.9516           | 0.7565                   | 0.5242         | 1,320,398 | 1,189,624          | 2,038,800 | 849,176                  | 4,087,756                     | 2,898,132 | 668     |
| SEWARD PUBLIC SCHOOLS            | 0.8472           | 0.7038                   | 0.6661         | 1,341,591 | 288,134            | 2,460,649 | 2,172,515                | 3,175,085                     | 2,886,951 | 1,414   |
| PAWNEE CITY PUBLIC SCHOOLS       | 0.8921           | 0.8796                   | 0.3688         | 1,349,534 | 1,191,368          | 1,120,089 | -71,279                  | 2,874,924                     | 1,683,556 | 255     |
| SYRACUSE-DUNBAR-AVOCADO SCHOOLS  | 0.9167           | 0.7518                   | 0.4924         | 1,367,710 | 119,774            | 1,290,212 | 1,170,438                | 3,950,312                     | 3,830,538 | 750     |
| ELM CREEK PUBLIC SCHOOLS         | 0.9232           | 0.8784                   | 0.4838         | 1,368,289 | 610,385            | 786,142   | 175,757                  | 2,560,095                     | 1,949,710 | 329     |
| CODY-KILGORE PUBLIC SCHOOLS      | 0.8989           | 0.7589                   | 0.3034         | 1,384,899 | 1,216,698          | 1,464,566 | 247,868                  | 2,434,037                     | 1,217,339 | 154     |
| FREEMAN PUBLIC SCHOOLS           | 0.8072           | 0.6225                   | 0.4208         | 1,393,067 | 951,632            | 1,648,424 | 696,792                  | 2,933,193                     | 1,981,561 | 457     |
| BATTLE CREEK PUBLIC SCHOOLS      | 0.7034           | 0.6677                   | 0.4505         | 1,393,955 | 879,768            | 1,742,595 | 862,827                  | 3,385,756                     | 2,505,988 | 543     |
| BLUE HILL COMMUNITY SCHOOLS      | 0.9443           | 0.8233                   | 0.4801         | 1,404,052 | 734,337            | 1,074,893 | 340,556                  | 2,486,996                     | 1,752,659 | 293     |
| RAYMOND CENTRAL PUBLIC SCHOOLS   | 0.9621           | 0.8590                   | 0.6012         | 1,406,244 | 981,566            | 1,208,095 | 226,529                  | 3,744,535                     | 2,762,969 | 700     |
| ARCADIA PUBLIC SCHOOLS           | 1.1727           | 1.0866                   | 0.6065         | 1,410,204 | 1,256,224          | 1,303,312 | 47,088                   | 2,120,780                     | 864,556   | 121     |
| CONESTOGA PUBLIC SCHOOLS         | 0.8996           | 0.8211                   | 0.7288         | 1,418,836 | 104,662            | 1,107,169 | 1,002,507                | 1,964,017                     | 1,859,355 | 654     |
| BRIDGEPORT PUBLIC SCHOOLS        | 1.0480           | 0.9540                   | 0.7169         | 1,438,514 | 672,957            | 1,581,295 | 908,338                  | 3,253,265                     | 2,580,308 | 490     |
| PLEASANTON PUBLIC SCHOOLS        | 0.8641           | 0.8456                   | 0.4280         | 1,440,121 | 499,421            | 622,000   | 122,579                  | 2,406,169                     | 1,906,748 | 297     |
| PIERCE PUBLIC SCHOOLS            | 0.8800           | 0.7934                   | 0.5736         | 1,443,402 | 599,115            | 1,484,060 | 884,945                  | 3,598,995                     | 2,999,880 | 667     |
| FALLS CITY PUBLIC SCHOOLS        | 0.9760           | 0.7599                   | 0.4793         | 1,450,329 | 322,878            | 1,483,061 | 1,160,183                | 4,572,428                     | 4,249,550 | 759     |
| SUPERIOR PUBLIC SCHOOLS          | 0.9043           | 1.0152                   | 0.5710         | 1,456,244 | 998,217            | 892,938   | -105,279                 | 3,354,919                     | 2,356,702 | 381     |
| OVERTON PUBLIC SCHOOLS           | 0.9800           | 0.9437                   | 0.5502         | 1,494,475 | 706,715            | 801,260   | 94,545                   | 2,267,560                     | 1,560,845 | 249     |
| MORRILL PUBLIC SCHOOLS           | 1.0053           | 0.9990                   | 0.6585         | 1,502,225 | 2,041,821          | 2,014,178 | -27,643                  | 3,553,171                     | 1,511,350 | 301     |
| CAMBRIDGE PUBLIC SCHOOLS         | 0.9201           | 0.8623                   | 0.4664         | 1,509,194 | 1,012,161          | 861,150   | -151,011                 | 2,373,440                     | 1,361,279 | 253     |
| O'NEILL PUBLIC SCHOOLS           | 0.8117           | 0.8041                   | 0.7135         | 1,519,545 | 253,889            | 1,295,500 | 1,041,611                | 2,366,284                     | 2,112,395 | 778     |
| CENTURA PUBLIC SCHOOLS           | 0.9790           | 0.9097                   | 0.6210         | 1,523,638 | 366,704            | 993,805   | 627,101                  | 2,884,945                     | 2,518,241 | 430     |
| FAIRBURY PUBLIC SCHOOLS          | 0.9130           | 0.8760                   | 0.6713         | 1,534,591 | 106,631            | 1,355,674 | 1,249,043                | 3,944,945                     | 3,838,314 | 824     |
| JOHNSON-BROCK PUBLIC SCHOOLS     | 0.5871           | 0.4564                   | 0.1628         | 1,562,721 | 817,148            | 1,180,615 | 363,467                  | 2,717,181                     | 1,900,033 | 335     |

| School Name             | GF Levy Changes: |                          |                |           | State Aid Changes: |           |                          | Nebr. Plan State Aid Changes: |           |         |
|-------------------------|------------------|--------------------------|----------------|-----------|--------------------|-----------|--------------------------|-------------------------------|-----------|---------|
|                         | 22-23            | 23-24 GF                 | 23-24 Nebr.    | Valuation | 22-23              | 23-24     | 22-23 to                 | 23-24 State                   | 22-23 to  | Formula |
|                         | General          | Levy                     | Plan Potential |           |                    |           |                          |                               |           |         |
|                         | Fund             | w/\$1500                 | GF Levy        | per       | State Aid          | Current   | State Aid                | Nebr. Plan,                   | Nebraska  |         |
| Levy                    | Aid              | Ag @ 30%,<br>Other @ 70% | Formula        | State Aid | State Aid          | Change    | Ag @ 30%,<br>Other @ 70% | Plan State<br>Aid Change      | Students  |         |
| WEEPING WATER PUBLIC S  | 1.0587           | 1.0475                   | 0.6431         | 1,571,437 | 190,439            | 459,751   | 269,312                  | 2,180,438                     | 1,989,999 | 271     |
| SUTHERLAND PUBLIC SCH   | 1.0354           | 0.9768                   | 0.6533         | 1,602,188 | 238,043            | 606,774   | 368,731                  | 2,098,702                     | 1,860,659 | 288     |
| MEDICINE VALLEY PUBLIC  | 0.9830           | 1.0271                   | 0.6105         | 1,611,231 | 953,088            | 941,033   | -12,055                  | 2,258,255                     | 1,305,167 | 196     |
| SHELTON PUBLIC SCHOOL   | 1.0319           | 1.0495                   | 0.6647         | 1,614,312 | 498,825            | 409,256   | -89,569                  | 1,922,773                     | 1,423,948 | 244     |
| CENTRAL CITY PUBLIC SCH | 0.8720           | 0.7594                   | 0.6210         | 1,617,148 | 102,538            | 1,199,519 | 1,096,981                | 2,810,441                     | 2,707,903 | 720     |
| AURORA PUBLIC SCHOOLS   | 0.8482           | 0.7816                   | 0.7816         | 1,623,394 | 216,575            | 1,993,031 | 1,776,456                | 1,993,031                     | 1,776,456 | 1,159   |
| OAKLAND CRAIG PUBLIC S  | 0.9944           | 0.8993                   | 0.4981         | 1,626,358 | 152,291            | 628,673   | 476,382                  | 3,115,023                     | 2,962,732 | 381     |
| MC COOL JUNCTION PUBL   | 0.8110           | 0.7492                   | 0.4971         | 1,637,874 | 913,700            | 1,169,500 | 255,800                  | 2,138,172                     | 1,224,472 | 235     |
| ELBA PUBLIC SCHOOLS     | 0.9384           | 0.9649                   | 0.4867         | 1,640,442 | 1,110,547          | 1,143,365 | 32,818                   | 1,990,552                     | 880,005   | 108     |
| PENDER PUBLIC SCHOOLS   | 0.8204           | 0.7442                   | 0.5116         | 1,671,000 | 583,709            | 1,171,332 | 587,623                  | 2,720,323                     | 2,136,614 | 399     |
| HITCHCOCK CO SCH SYSTE  | 0.8809           | 0.8439                   | 0.5273         | 1,678,690 | 185,329            | 458,632   | 273,303                  | 1,971,805                     | 1,786,476 | 285     |
| DOUGLAS CO WEST COMM    | 0.6970           | 0.5665                   | 0.5665         | 1,680,246 | 1,061,300          | 2,745,057 | 1,683,757                | 2,745,057                     | 1,683,757 | 977     |
| BANCROFT-ROSALIE COMM   | 0.6960           | 0.5104                   | 0.2205         | 1,691,856 | 825,281            | 1,129,482 | 304,201                  | 2,506,118                     | 1,680,837 | 281     |
| JOHNSON CO CENTRAL PU   | 0.9617           | 0.8399                   | 0.5930         | 1,697,138 | 57,928             | 789,594   | 731,666                  | 2,789,060                     | 2,731,132 | 477     |
| LOGAN VIEW PUBLIC SCH   | 0.6629           | 0.5854                   | 0.4781         | 1,706,850 | 835,786            | 1,562,403 | 726,617                  | 2,629,045                     | 1,793,259 | 582     |
| FORD PUBLIC SCHOOLS     | 0.8090           | 0.7456                   | 0.5798         | 1,713,082 | 102,351            | 851,459   | 749,108                  | 2,309,458                     | 2,207,107 | 513     |
| GILTNER PUBLIC SCHOOLS  | 0.7853           | 0.7403                   | 0.5108         | 1,723,603 | 862,211            | 1,180,926 | 318,715                  | 2,059,380                     | 1,197,169 | 222     |
| KIMBALL PUBLIC SCHOOLS  | 0.9697           | 0.8245                   | 0.6372         | 1,743,036 | 51,679             | 615,620   | 563,941                  | 1,820,411                     | 1,768,732 | 369     |
| MINDEN PUBLIC SCHOOLS   | 0.7897           | 0.6779                   | 0.5872         | 1,755,298 | 109,700            | 1,324,923 | 1,215,223                | 2,584,900                     | 2,475,200 | 791     |
| ARAPAHOE PUBLIC SCHO    | 0.7100           | 0.6720                   | 0.3993         | 1,772,721 | 158,694            | 586,437   | 427,743                  | 2,061,907                     | 1,903,213 | 305     |
| STERLING PUBLIC SCHOOL  | 0.9218           | 0.8770                   | 0.5272         | 1,782,006 | 33,989             | 322,663   | 288,674                  | 1,552,327                     | 1,518,338 | 197     |
| WOOD RIVER RURAL SCH    | 0.9904           | 0.9192                   | 0.7411         | 1,806,653 | 61,525             | 771,516   | 709,991                  | 2,266,941                     | 2,205,416 | 465     |
| STANTON COMMUNITY SC    | 0.8915           | 0.8260                   | 0.5648         | 1,808,886 | 153,953            | 663,869   | 509,916                  | 2,453,348                     | 2,299,395 | 379     |
| DONIPHAN-TRUMBULL PU    | 0.8857           | 0.8158                   | 0.6412         | 1,811,628 | 82,944             | 734,472   | 651,528                  | 2,067,995                     | 1,985,051 | 421     |
| CRAWFORD PUBLIC SCHO    | 0.7858           | 0.8754                   | 0.5426         | 1,824,081 | 662,284            | 553,720   | -108,564                 | 1,513,610                     | 851,326   | 158     |
| ANSLEY PUBLIC SCHOOLS   | 0.8152           | 0.8030                   | 0.4559         | 1,831,621 | 16,720             | 314,049   | 297,329                  | 1,544,822                     | 1,528,102 | 194     |
| ELKHORN VALLEY SCHOOL   | 0.7843           | 0.7128                   | 0.5048         | 1,850,569 | 56,480             | 710,540   | 654,060                  | 2,312,794                     | 2,256,314 | 416     |
| GALLALA PUBLIC SCHO     | 0.7972           | 0.6990                   | 0.6990         | 1,861,280 | 138,007            | 1,371,322 | 1,233,315                | 1,371,322                     | 1,233,315 | 807     |
| MEAD PUBLIC SCHOOLS     | 0.8091           | 0.7338                   | 0.6442         | 1,870,740 | 733,162            | 1,127,027 | 393,865                  | 1,571,174                     | 838,012   | 265     |
| NELIGH-OAKDALE SCHOOL   | 0.8983           | 0.8997                   | 0.7583         | 1,874,859 | 51,102             | 551,086   | 499,984                  | 1,403,595                     | 1,352,493 | 322     |
| DORCHESTER PUBLIC SCH   | 0.7345           | 0.7449                   | 0.4600         | 1,880,563 | 276,606            | 503,514   | 226,908                  | 1,666,506                     | 1,389,900 | 217     |
| RED CLOUD COMMUNITY     | 0.8159           | 0.7992                   | 0.5295         | 1,882,556 | 435,872            | 714,279   | 278,407                  | 1,900,348                     | 1,464,476 | 234     |
| HEMINGFORD PUBLIC SCH   | 0.8917           | 0.8805                   | 0.7520         | 1,885,679 | 739,457            | 1,228,292 | 488,835                  | 2,138,534                     | 1,399,077 | 376     |

| School Name                         | GF Levy Changes:  |                     |  |                       | State Aid Changes: |                         |   | Nebr. Plan State Aid Changes:              |                             |         |
|-------------------------------------|-------------------|---------------------|--|-----------------------|--------------------|-------------------------|---|--|-----------------------------|---------|
|                                     | 22-23             | 23-24 GF            | 23-24 Nebr.                                  | Valuation per Student | 22-23 State Aid    | 23-24 Current State Aid | 22-23 to 23-24 Current State Aid Change | 23-24 State                                | 22-23 to                    | Formula |
|                                     | General Fund Levy | w/\$1500 Found. Aid | Plan Potential GF Levy Ag @ 30%, Other @ 70% |                       |                    |                         |   | Aid with Nebr. Plan, Ag @ 30%, Other @ 70% | 23-24 Plan State Aid Change |         |
|                                     |                   |                     |  |                       |                    |                         |   |  |                             |         |
| BURWELL PUBLIC SCHOOLS              | 0.9742            | 0.9024              | 0.6770                                       | 1,887,025             | 453,582            | 787,617                 | 334,035                                 | 1,908,031                                  | 1,454,449                   | 263     |
| KENESAW PUBLIC SCHOOLS              | 0.8103            | 0.7438              | 0.5347                                       | 1,891,679             | 291,399            | 730,591                 | 439,192                                 | 1,788,458                                  | 1,497,059                   | 267     |
| MADISON PUBLIC SCHOOLS              | 0.7776            | 0.6979              | 0.4846                                       | 1,897,387             | 81,316             | 818,170                 | 736,854                                 | 2,789,515                                  | 2,708,199                   | 487     |
| LAKEVIEW COMMUNITY SCHOOLS          | 0.5921            | 0.5080              | 0.5080                                       | 1,901,507             | 324,703            | 1,857,093               | 1,532,390                               | 1,857,093                                  | 1,532,390                   | 910     |
| FRANKLIN PUBLIC SCHOOLS             | 0.9744            | 0.8755              | 0.5518                                       | 1,908,697             | 141,176            | 608,140                 | 466,964                                 | 2,201,948                                  | 2,060,772                   | 258     |
| SUMNER-EDDYVILLE-MILLER SCHOOLS     | 0.9555            | 0.8749              | 0.5183                                       | 1,919,061             | 246,512            | 518,053                 | 271,541                                 | 1,974,492                                  | 1,727,980                   | 213     |
| WAUNETA-PALISADE PUBLIC SCHOOLS     | 0.7886            | 0.7401              | 0.4000                                       | 1,920,806             | 63,643             | 365,712                 | 302,069                                 | 1,782,417                                  | 1,718,774                   | 217     |
| FULLERTON PUBLIC SCHOOLS            | 0.8709            | 0.7804              | 0.4912                                       | 1,928,983             | 33,935             | 479,500                 | 445,565                                 | 2,108,970                                  | 2,075,035                   | 292     |
| AXTELL COMMUNITY SCHOOLS            | 0.8157            | 0.7957              | 0.6462                                       | 1,942,125             | 276,929            | 838,272                 | 561,343                                 | 1,708,291                                  | 1,431,362                   | 300     |
| CROFTON COMMUNITY SCHOOLS           | 0.7597            | 0.7009              | 0.6329                                       | 1,942,467             | 386,578            | 937,147                 | 550,569                                 | 1,404,878                                  | 1,018,300                   | 354     |
| WAUSA PUBLIC SCHOOLS                | 0.8826            | 0.7566              | 0.3999                                       | 1,978,971             | 25,536             | 386,561                 | 361,025                                 | 1,831,437                                  | 1,805,901                   | 205     |
| HARVARD PUBLIC SCHOOLS              | 0.9855            | 0.9216              | 0.5356                                       | 2,007,405             | 106,614            | 333,502                 | 226,888                                 | 1,852,856                                  | 1,746,242                   | 196     |
| CREIGHTON COMMUNITY SCHOOLS         | 0.8882            | 0.7713              | 0.5520                                       | 2,027,037             | 43,512             | 464,398                 | 420,886                                 | 1,691,849                                  | 1,648,337                   | 276     |
| BRADY PUBLIC SCHOOLS                | 0.9500            | 0.8571              | 0.7115                                       | 2,032,796             | 383,311            | 707,051                 | 323,740                                 | 1,251,931                                  | 868,620                     | 184     |
| LOOMIS PUBLIC SCHOOLS               | 0.6504            | 0.6228              | 0.5298                                       | 2,035,262             | 749,945            | 1,133,969               | 384,024                                 | 1,627,905                                  | 877,960                     | 261     |
| MAYWOOD PUBLIC SCHOOLS              | 0.8745            | 0.8328              | 0.6294                                       | 2,039,406             | 448,074            | 684,133                 | 236,059                                 | 1,444,210                                  | 996,136                     | 183     |
| GORDON-RUSHVILLE PUBLIC SCHOOLS     | 0.8947            | 0.7838              | 0.5367                                       | 2,047,906             | 55,450             | 818,398                 | 762,948                                 | 3,366,895                                  | 3,311,445                   | 504     |
| FRIEND PUBLIC SCHOOLS               | 0.7548            | 0.6990              | 0.4912                                       | 2,051,987             | 40,367             | 386,680                 | 346,313                                 | 1,363,176                                  | 1,322,809                   | 229     |
| SUTTON PUBLIC SCHOOLS               | 0.6428            | 0.5686              | 0.4526                                       | 2,057,735             | 238,678            | 931,273                 | 692,595                                 | 1,910,008                                  | 1,671,330                   | 410     |
| EMERSON-HUBBARD PUBLIC SCHOOLS      | 0.7880            | 0.6861              | 0.4806                                       | 2,093,298             | 36,287             | 411,202                 | 374,915                                 | 1,477,577                                  | 1,441,290                   | 248     |
| RAVENNA PUBLIC SCHOOLS              | 0.7000            | 0.6403              | 0.5905                                       | 2,106,252             | 38,332             | 608,162                 | 569,830                                 | 1,000,816                                  | 962,484                     | 374     |
| TEKAMAH-HERMAN COMMUNITY SCHOOLS    | 0.7134            | 0.5806              | 0.5010                                       | 2,115,172             | 65,840             | 842,401                 | 776,561                                 | 1,702,719                                  | 1,636,879                   | 511     |
| HAMPTON PUBLIC SCHOOLS              | 0.6963            | 0.6397              | 0.4650                                       | 2,140,092             | 573,856            | 840,067                 | 266,211                                 | 1,503,179                                  | 929,323                     | 177     |
| FILLMORE CENTRAL PUBLIC SCHOOLS     | 0.6278            | 0.5548              | 0.5548                                       | 2,165,860             | 90,653             | 948,846                 | 858,193                                 | 948,846                                    | 858,193                     | 564     |
| NORTH BEND CENTRAL PUBLIC SCHOOLS   | 0.5945            | 0.5394              | 0.5394                                       | 2,170,307             | 719,379            | 1,450,347               | 730,968                                 | 1,450,347                                  | 730,968                     | 560     |
| LEIGH COMMUNITY SCHOOLS             | 0.7710            | 0.7098              | 0.5094                                       | 2,175,174             | 191,560            | 496,049                 | 304,489                                 | 1,500,640                                  | 1,309,080                   | 230     |
| MERIDIAN PUBLIC SCHOOLS             | 0.6826            | 0.5967              | 0.4687                                       | 2,189,775             | 794,275            | 1,142,305               | 348,030                                 | 1,744,732                                  | 950,457                     | 215     |
| ADAMS CENTRAL PUBLIC SCHOOLS        | 0.6561            | 0.6068              | 0.6068                                       | 2,205,944             | 665,425            | 2,092,869               | 1,427,444                               | 2,092,869                                  | 1,427,444                   | 935     |
| SHELBY - RISING CITY PUBLIC SCHOOLS | 0.6500            | 0.6167              | 0.5301                                       | 2,208,870             | 532,665            | 1,161,760               | 629,095                                 | 1,889,866                                  | 1,357,201                   | 381     |
| BOYD COUNTY SCHOOLS                 | 0.6768            | 0.6807              | 0.4159                                       | 2,216,121             | 179,881            | 563,224                 | 383,343                                 | 2,376,941                                  | 2,197,060                   | 309     |
| CLARKSON PUBLIC SCHOOLS             | 0.7717            | 0.7290              | 0.4974                                       | 2,257,468             | 112,562            | 410,912                 | 298,350                                 | 1,499,751                                  | 1,387,189                   | 208     |
| CHASE COUNTY SCHOOLS                | 0.5888            | 0.5276              | 0.5276                                       | 2,276,007             | 277,681            | 1,150,737               | 873,056                                 | 1,150,737                                  | 873,056                     | 615     |
| BANNER COUNTY PUBLIC SCHOOLS        | 0.8575            | 0.7906              | 0.4523                                       | 2,277,977             | 479,894            | 649,304                 | 169,410                                 | 1,768,208                                  | 1,288,314                   | 145     |

| School Name             | GF Levy Changes: |                          |                |           | State Aid Changes: |                          |             | Nebr. Plan State Aid Changes: |           |         |
|-------------------------|------------------|--------------------------|----------------|-----------|--------------------|--------------------------|-------------|-------------------------------|-----------|---------|
|                         | 22-23            | 23-24 GF                 | 23-24 Nebr.    | Valuation | 22-23              | 23-24                    | 22-23 to    | 23-24 State                   | 22-23 to  | Formula |
|                         | General          | Levy                     | Plan Potential |           |                    |                          |             |                               |           |         |
|                         | Fund             | w/\$1500                 | GF Levy        | 22-23     | Current            | State Aid                | Nebr. Plan, | Plan State                    | Students  |         |
| Levy                    | Aid              | Ag @ 30%,<br>Other @ 70% | State Aid      | State Aid | Change             | Ag @ 30%,<br>Other @ 70% | Aid Change  | Students                      |           |         |
| WINSIDE PUBLIC SCHOOLS  | 0.6329           | 0.5462                   | 0.5271         | 2,296,423 | 597,161            | 921,830                  | 324,669     | 1,022,039                     | 424,878   | 229     |
| SARGENT PUBLIC SCHOOL   | 0.8268           | 0.8040                   | 0.4266         | 2,300,932 | 11,073             | 259,438                  | 248,365     | 1,682,855                     | 1,671,782 | 164     |
| POTTER-DIX PUBLIC SCHO  | 0.7992           | 0.7877                   | 0.5969         | 2,321,753 | 421,257            | 674,105                  | 252,848     | 1,383,858                     | 962,601   | 160     |
| SOUTH PLATTE PUBLIC SCH | 0.6350           | 0.6125                   | 0.5655         | 2,323,833 | 636,360            | 760,015                  | 123,655     | 995,059                       | 358,699   | 215     |
| LOUP CITY PUBLIC SCHOOL | 0.7698           | 0.7407                   | 0.6123         | 2,336,348 | 29,497             | 464,713                  | 435,216     | 1,319,243                     | 1,289,746 | 285     |
| THAYER CENTRAL COMMUN   | 0.6627           | 0.6076                   | 0.5056         | 2,347,190 | 59,078             | 660,130                  | 601,052     | 1,610,596                     | 1,551,518 | 397     |
| ARTHUR COUNTY SCHOOLS   | 0.8476           | 0.8529                   | 0.4827         | 2,356,569 | 293,367            | 460,645                  | 167,278     | 1,477,848                     | 1,184,481 | 117     |
| WEST POINT PUBLIC SCHO  | 0.6400           | 0.5425                   | 0.5425         | 2,398,839 | 142,467            | 1,163,700                | 1,021,233   | 1,163,700                     | 1,021,233 | 667     |
| TRI COUNTY PUBLIC SCHO  | 0.6827           | 0.6214                   | 0.6214         | 2,411,832 | 375,863            | 1,075,548                | 699,685     | 1,075,548                     | 699,685   | 401     |
| WEST HOLT PUBLIC SCHO   | 0.6475           | 0.5615                   | 0.5279         | 2,425,071 | 49,714             | 693,880                  | 644,166     | 1,038,708                     | 988,994   | 423     |
| DAVID CITY PUBLIC SCHO  | 0.6715           | 0.6355                   | 0.6355         | 2,435,328 | 130,944            | 1,092,991                | 962,047     | 1,092,991                     | 962,047   | 630     |
| LYONS-DECATUR NORTHEA   | 0.8368           | 0.7068                   | 0.5462         | 2,454,756 | 35,770             | 424,356                  | 388,586     | 1,436,328                     | 1,400,558 | 257     |
| SOUTH CENTRAL NEBRASK   | 0.7584           | 0.7216                   | 0.7216         | 2,461,008 | 96,073             | 1,089,527                | 993,454     | 1,089,527                     | 993,454   | 650     |
| DESHLER PUBLIC SCHOOLS  | 0.7661           | 0.6959                   | 0.5700         | 2,483,519 | 262,236            | 551,792                  | 289,556     | 1,259,329                     | 997,093   | 226     |
| STAPLETON PUBLIC SCHO   | 0.6382           | 0.6203                   | 0.4459         | 2,491,627 | 342,264            | 586,099                  | 243,835     | 1,312,725                     | 970,461   | 167     |
| VERDIGRE PUBLIC SCHO    | 0.8536           | 0.7751                   | 0.5518         | 2,507,153 | 14,206             | 264,079                  | 249,873     | 1,046,662                     | 1,032,456 | 140     |
| OSCEOLA PUBLIC SCHO     | 0.7303           | 0.7855                   | 0.6492         | 2,511,987 | 36,498             | 372,250                  | 335,752     | 1,128,246                     | 1,091,748 | 221     |
| SOUTHERN VALLEY SCHO    | 0.7798           | 0.7047                   | 0.6149         | 2,514,991 | 38,303             | 588,987                  | 550,684     | 1,405,638                     | 1,367,335 | 362     |
| PLAINVIEW PUBLIC SCHO   | 0.6839           | 0.5973                   | 0.5973         | 2,544,995 | 44,560             | 544,056                  | 499,496     | 544,056                       | 499,496   | 322     |
| CROSS COUNTY COMMUN     | 0.6662           | 0.6197                   | 0.5619         | 2,560,684 | 185,790            | 720,027                  | 534,237     | 1,222,613                     | 1,036,823 | 340     |
| CHAMBERS PUBLIC SCHO    | 0.7965           | 0.7582                   | 0.3374         | 2,567,409 | 107,504            | 219,682                  | 112,178     | 1,493,826                     | 1,386,322 | 118     |
| VALENTINE COMMUNITY S   | 0.6390           | 0.5573                   | 0.5573         | 2,631,600 | 79,107             | 954,470                  | 875,363     | 954,470                       | 875,363   | 564     |
| SPRINGFIELD PLATTEVIEW  | 0.5485           | 0.4148                   | 0.4148         | 2,638,881 | 1,172,329          | 2,922,314                | 1,749,985   | 2,922,314                     | 1,749,985 | 1,148   |
| LITCHFIELD PUBLIC SCHO  | 0.9197           | 0.9517                   | 0.5274         | 2,646,786 | 14,989             | 188,979                  | 173,990     | 1,359,799                     | 1,344,810 | 104     |
| WISNER-PILGER PUBLIC SC | 0.5794           | 0.5469                   | 0.5469         | 2,649,991 | 457,469            | 977,932                  | 520,463     | 977,932                       | 520,463   | 403     |
| HEARTLAND COMMUNITY     | 0.5170           | 0.4935                   | 0.4716         | 2,657,302 | 66,397             | 556,199                  | 489,802     | 744,562                       | 678,165   | 324     |
| AINSWORTH COMMUNITY     | 0.6259           | 0.5492                   | 0.5492         | 2,676,600 | 47,337             | 621,928                  | 574,591     | 621,928                       | 574,591   | 377     |
| PAXTON CONSOLIDATED S   | 0.5073           | 0.5185                   | 0.5185         | 2,690,270 | 616,281            | 785,933                  | 169,652     | 785,933                       | 169,652   | 198     |
| BOONE CENTRAL SCHOOLS   | 0.4786           | 0.4465                   | 0.4465         | 2,694,880 | 427,193            | 1,356,774                | 929,581     | 1,356,774                     | 929,581   | 575     |
| BERTRAND PUBLIC SCHO    | 0.7366           | 0.6982                   | 0.6424         | 2,699,697 | 30,024             | 385,740                  | 355,716     | 736,667                       | 706,643   | 233     |
| OSMOND COMMUNITY SC     | 0.7709           | 0.6895                   | 0.5692         | 2,713,660 | 207,690            | 367,318                  | 159,628     | 911,509                       | 703,819   | 167     |
| TWIN RIVER PUBLIC SCHO  | 0.7474           | 0.6805                   | 0.6678         | 2,720,828 | 53,048             | 656,942                  | 603,894     | 794,407                       | 741,359   | 398     |
| ARNOLD PUBLIC SCHOOLS   | 0.6647           | 0.6137                   | 0.4532         | 2,736,004 | 125,878            | 375,302                  | 249,424     | 1,124,777                     | 998,899   | 171     |

| School Name             | GF Levy Changes: |                          |                |           | State Aid Changes: |           |                          | Nebr. Plan State Aid Changes: |           |         |
|-------------------------|------------------|--------------------------|----------------|-----------|--------------------|-----------|--------------------------|-------------------------------|-----------|---------|
|                         | 22-23            | 23-24 GF                 | 23-24 Nebr.    | Valuation | 22-23              | 23-24     | 22-23 to                 | 23-24 State                   | 22-23 to  | Formula |
|                         | General          | Levy                     | Plan Potential |           |                    |           |                          |                               |           |         |
|                         | Fund             | w/\$1500                 | GF Levy        | per       | State Aid          | State Aid | State Aid                | Nebr. Plan,                   | Nebraska  |         |
| Levy                    | Aid              | Ag @ 30%,<br>Other @ 70% | Formula        | State Aid | State Aid          | Change    | Ag @ 30%,<br>Other @ 70% | Plan State<br>Aid Change      | Students  |         |
| BLOOMFIELD COMMUNITY    | 0.4976           | 0.5495                   | 0.5318         | 2,740,849 | 49,732             | 416,170   | 366,438                  | 537,376                       | 487,644   | 250     |
| SOUTHWEST PUBLIC SCHO   | 0.7046           | 0.6422                   | 0.6026         | 2,744,086 | 31,990             | 444,042   | 412,052                  | 737,467                       | 705,477   | 270     |
| SUMMERLAND PUBLIC SCH   | 0.5408           | 0.5029                   | 0.4279         | 2,752,966 | 36,890             | 669,077   | 632,187                  | 1,533,872                     | 1,496,982 | 419     |
| THEDFORD PUBLIC SCHO    | 0.5808           | 0.5680                   | 0.4070         | 2,815,496 | 179,063            | 368,552   | 189,489                  | 949,014                       | 769,951   | 128     |
| LEWISTON CONSOLIDATED   | 0.6288           | 0.5970                   | 0.4695         | 2,855,459 | 332,665            | 631,560   | 298,895                  | 1,235,364                     | 902,699   | 166     |
| DILLER-ODELL PUBLIC SCH | 0.6607           | 0.5982                   | 0.5982         | 2,880,507 | 326,348            | 649,523   | 323,175                  | 649,523                       | 323,175   | 223     |
| LEUSTIS-FARNAM PUBLIC S | 0.7017           | 0.6683                   | 0.5096         | 2,887,654 | 24,658             | 275,355   | 250,697                  | 1,019,026                     | 994,368   | 162     |
| LAUREL-CONCORD-COLER    | 0.6905           | 0.6071                   | 0.5993         | 2,887,702 | 73,591             | 662,355   | 588,764                  | 748,280                       | 674,689   | 382     |
| ST EDWARD PUBLIC SCHO   | 0.6719           | 0.6462                   | 0.4848         | 2,898,555 | 21,698             | 267,383   | 245,685                  | 1,029,201                     | 1,007,503 | 163     |
| ANSELMO-MERNA PUBLIC    | 0.4936           | 0.5096                   | 0.4524         | 2,944,038 | 350,271            | 579,412   | 229,141                  | 953,579                       | 603,308   | 222     |
| ALLEN CONSOLIDATED SCH  | 0.7646           | 0.6323                   | 0.4914         | 2,996,888 | 27,800             | 263,856   | 236,056                  | 835,643                       | 807,843   | 135     |
| CALLAWAY PUBLIC SCHO    | 0.7147           | 0.6693                   | 0.4893         | 3,011,274 | 25,187             | 271,313   | 246,126                  | 1,141,801                     | 1,116,614 | 161     |
| HAYES CENTER PUBLIC SCH | 0.7556           | 0.6668                   | 0.4474         | 3,105,288 | 8,798              | 209,843   | 201,045                  | 1,107,299                     | 1,098,501 | 132     |
| RANDOLPH PUBLIC SCHO    | 0.4950           | 0.4060                   | 0.4060         | 3,119,694 | 34,858             | 426,258   | 391,400                  | 426,258                       | 391,400   | 256     |
| HOWELLS-DODGE CONSOL    | 0.5281           | 0.4682                   | 0.4682         | 3,143,406 | 56,195             | 476,942   | 420,747                  | 476,942                       | 420,747   | 275     |
| CREEK VALLEY SCHOOLS    | 0.7447           | 0.7020                   | 0.6955         | 3,197,383 | 28,497             | 265,467   | 236,970                  | 298,023                       | 269,526   | 157     |
| CENTRAL VALLEY PUBLIC S | 0.7861           | 0.7529                   | 0.7110         | 3,264,344 | 28,786             | 459,191   | 430,405                  | 843,688                       | 814,902   | 281     |
| ELWOOD PUBLIC SCHOOLS   | 0.5988           | 0.5107                   | 0.5107         | 3,265,554 | 42,788             | 339,308   | 296,520                  | 339,308                       | 296,520   | 192     |
| ROCK COUNTY PUBLIC SCH  | 0.5482           | 0.4888                   | 0.4861         | 3,314,561 | 215,272            | 614,485   | 399,213                  | 633,351                       | 418,079   | 210     |
| HARTINGTON NEWCASTLE    | 0.4530           | 0.3628                   | 0.3628         | 3,332,329 | 90,994             | 683,748   | 592,754                  | 683,748                       | 592,754   | 381     |
| WALLACE PUBLIC SCH DIST | 0.8026           | 0.7752                   | 0.7212         | 3,352,665 | 223,318            | 487,708   | 264,390                  | 786,169                       | 562,851   | 165     |
| PERKINS COUNTY SCHOOL   | 0.5715           | 0.4842                   | 0.4842         | 3,386,597 | 64,890             | 645,846   | 580,956                  | 645,846                       | 580,956   | 382     |
| LEYTON PUBLIC SCHOOLS   | 0.8916           | 0.8638                   | 0.7755         | 3,423,038 | 179,943            | 217,992   | 38,049                   | 615,903                       | 435,960   | 132     |
| HUMPHREY PUBLIC SCHO    | 0.3398           | 0.3486                   | 0.3486         | 3,501,616 | 536,269            | 1,144,678 | 608,409                  | 1,144,678                     | 608,409   | 294     |
| NEWMAN GROVE PUBLIC S   | 0.5702           | 0.5181                   | 0.5181         | 3,517,213 | 28,821             | 329,546   | 300,725                  | 329,546                       | 300,725   | 194     |
| HUMBOLDT TABLE ROCK S   | 0.6848           | 0.5963                   | 0.5963         | 3,527,213 | 43,481             | 441,590   | 398,109                  | 441,590                       | 398,109   | 261     |
| SCRIBNER-SNYDER COMM    | 0.7350           | 0.6534                   | 0.5957         | 3,530,902 | 42,168             | 290,297   | 248,129                  | 610,599                       | 568,431   | 157     |
| CENTENNIAL PUBLIC SCHO  | 0.4997           | 0.4492                   | 0.4492         | 3,617,145 | 89,062             | 784,969   | 695,907                  | 784,969                       | 695,907   | 455     |
| EAST BUTLER PUBLIC SCHO | 0.6708           | 0.6239                   | 0.6239         | 3,637,801 | 53,932             | 486,010   | 432,078                  | 486,010                       | 432,078   | 283     |
| DUNDY CO STRATTON PUB   | 0.5571           | 0.4888                   | 0.4888         | 3,890,129 | 41,816             | 449,942   | 408,126                  | 449,942                       | 408,126   | 271     |
| SHICKLEY PUBLIC SCHO    | 0.7220           | 0.7320                   | 0.7043         | 3,905,828 | 214,869            | 406,610   | 191,741                  | 552,517                       | 337,648   | 135     |
| WILCOX-HILDRETH PUBLIC  | 0.6658           | 0.5705                   | 0.5705         | 3,934,436 | 36,453             | 356,053   | 319,600                  | 356,053                       | 319,600   | 208     |
| RIVERSIDE PUBLIC SCHO   | 0.5504           | 0.4793                   | 0.4793         | 4,004,960 | 126,738            | 417,192   | 290,454                  | 417,192                       | 290,454   | 216     |

| School Name                       | GF Levy Changes: |                          |                |           | State Aid Changes: |               |                          | Nebr. Plan State Aid Changes: |             |         |
|-----------------------------------|------------------|--------------------------|----------------|-----------|--------------------|---------------|--------------------------|-------------------------------|-------------|---------|
|                                   | 22-23            | 23-24 GF                 | 23-24 Nebr.    | Valuation | 22-23              | 23-24         | 22-23 to                 | 23-24 State                   | 22-23 to    | Formula |
|                                   | General          | Levy                     | Plan Potential |           |                    |               |                          |                               |             |         |
|                                   | Fund             | w/\$1500                 | GF Levy        | per       | State Aid          | State Aid     | State Aid                | Nebr. Plan,                   | Plan State  |         |
| Levy                              | Aid              | Ag @ 30%,<br>Other @ 70% | Formula        | State Aid | State Aid          | Change        | Ag @ 30%,<br>Other @ 70% | Aid Change                    | Students    |         |
| MULLEN PUBLIC SCHOOLS             | 0.5423           | 0.4802                   | 0.4802         | 4,168,831 | 334,950            | 475,632       | 140,682                  | 475,632                       | 140,682     | 157     |
| SILVER LAKE PUBLIC SCHOOLS        | 0.5531           | 0.5215                   | 0.5215         | 4,197,901 | 31,855             | 340,253       | 308,398                  | 340,253                       | 308,398     | 204     |
| HIGH PLAINS COMMUNITY SCHOOLS     | 0.5157           | 0.5027                   | 0.5027         | 4,337,060 | 32,988             | 355,717       | 322,729                  | 355,717                       | 322,729     | 210     |
| ELGIN PUBLIC SCHOOLS              | 0.4168           | 0.4043                   | 0.4043         | 4,491,027 | 399,327            | 578,026       | 178,699                  | 578,026                       | 178,699     | 174     |
| HYANNIS AREA SCHOOLS              | 0.4128           | 0.3438                   | 0.3438         | 4,974,275 | 29,072             | 313,140       | 284,068                  | 313,140                       | 284,068     | 143     |
| LOUP COUNTY PUBLIC SCHOOLS        | 0.6776           | 0.6042                   | 0.3808         | 5,004,475 | 7,603              | 117,961       | 110,358                  | 929,031                       | 921,428     | 73      |
| GARDEN COUNTY SCHOOLS             | 0.3921           | 0.3621                   | 0.3621         | 5,024,476 | 26,924             | 306,610       | 279,686                  | 306,610                       | 279,686     | 182     |
| EXETER-MILLIGAN PUBLIC SCHOOLS    | 0.5608           | 0.5334                   | 0.5334         | 5,058,733 | 38,993             | 267,214       | 228,221                  | 267,214                       | 228,221     | 147     |
| BRUNING-DAVENPORT UNIFIED SCHOOLS | 0.4900           | 0.4698                   | 0.4698         | 5,547,872 | 47,110             | 298,026       | 250,916                  | 298,026                       | 250,916     | 165     |
| SANDHILLS PUBLIC SCHOOLS          | 0.5660           | 0.5593                   | 0.5227         | 5,700,992 | 178,994            | 257,310       | 78,316                   | 426,220                       | 247,226     | 81      |
| WHEELER CENTRAL SCHOOLS           | 0.5459           | 0.5304                   | 0.5304         | 6,336,114 | 10,941             | 179,311       | 168,370                  | 179,311                       | 168,370     | 111     |
| MC PHERSON COUNTY SCHOOLS         | 0.6949           | 0.6947                   | 0.4535         | 6,572,222 | 5,917              | 84,869        | 78,952                   | 912,391                       | 906,474     | 52      |
| KEYA PAHA COUNTY SCHOOLS          | 0.4530           | 0.3767                   | 0.3767         | 6,937,175 | 10,757             | 139,606       | 128,849                  | 139,606                       | 128,849     | 84      |
| SIOUX COUNTY PUBLIC SCHOOLS       | 0.6147           | 0.5300                   | 0.5300         | 7,194,834 | 12,282             | 130,619       | 118,337                  | 130,619                       | 118,337     | 79      |
|                                   |                  |                          |                |           | 1,071,351,786      | 1,180,044,834 | 108,693,048              | 1,765,865,031                 | 694,513,245 | 312,092 |

Levy:

|        |           |
|--------|-----------|
| Orange | > .90     |
| Green  | .80 - .89 |
| Yellow | .70 - .79 |
| White  | .50 - .69 |
| Blue   | < .50     |

Students:

Avg./School

|        |             |             |         |       |        |
|--------|-------------|-------------|---------|-------|--------|
| Orange | 7 Largest   | 9148-49,661 | 153,664 | 49.2% | 21,952 |
| Orange | Next 13     | 3002 - 6306 | 55,369  | 17.7% | 4,259  |
| Yellow | Next 19     | 1050 - 2428 | 29,487  | 9.4%  | 1,552  |
| White  | Next 47     | 500 - 999   | 32,651  | 10.5% | 695    |
| Green  | Next 78     | 250 - 499   | 26,906  | 8.6%  | 345    |
| Blue   | 80 Smallest | 52 - 249    | 14,016  | 4.5%  | 175    |
|        |             |             | 312,093 | 100%  |        |

| School Name                | GF Levy Changes: |              |                |           | State Aid Changes: |             |             | Nebr. Plan State Aid Changes: |            |         |
|----------------------------|------------------|--------------|----------------|-----------|--------------------|-------------|-------------|-------------------------------|------------|---------|
|                            | 22-23            | 23-24 GF     | 23-24 Nebr.    | Valuation | 22-23              | 23-24       | 22-23 to    | 23-24 State                   | 22-23 to   | Formula |
|                            | General          | Levy         | Plan Potential |           |                    |             |             | Aid with                      | 23-24      |         |
|                            | Fund             | w/\$1500     | GF Levy, Ag @  | per       | 22-23              | Current     | State Aid   | Nebr. Plan,                   | Nebraska   |         |
| Levy                       | Aid              | 30%, Other @ | Formula        | State Aid | State Aid          | Change      | Ag @ 30%,   | Plan State                    | Students   |         |
|                            |                  | 70% + \$1500 | @              | Student   |                    |             |             | Other @ 70%                   | Aid Change |         |
| (Color Code @ G252)        |                  |              |                |           |                    |             |             |                               |            |         |
| LINCOLN PUBLIC SCHOOLS     | 1.0500           | 0.9348       | 0.7088         | 876,982   | 114,733,599        | 104,411,057 | -10,322,542 | 183,882,240                   | 69,148,641 | 40,095  |
| PAPILLION LA VISTA COMM    | 1.0070           | 0.9273       | 0.6945         | 749,821   | 31,907,704         | 28,670,376  | -3,237,328  | 49,006,559                    | 17,098,855 | 11,651  |
| SO SIOUX CITY COMMUNIT     | 1.0500           | 1.0248       | 0.7958         | 392,579   | 29,636,963         | 28,080,882  | -1,556,081  | 31,357,996                    | 1,721,033  | 3,646   |
| RALSTON PUBLIC SCHOOLS     | 1.0112           | 0.9161       | 0.7778         | 728,098   | 10,502,619         | 9,554,688   | -947,931    | 12,790,534                    | 2,287,915  | 3,214   |
| COLUMBUS PUBLIC SCHOOLS    | 1.0115           | 1.0158       | 0.7651         | 697,895   | 15,082,475         | 14,235,067  | -847,408    | 20,978,126                    | 5,895,651  | 3,853   |
| NORTH PLATTE PUBLIC SCH    | 1.0201           | 0.9949       | 0.7340         | 824,842   | 10,492,154         | 9,913,075   | -579,079    | 17,569,925                    | 7,077,771  | 3,559   |
| MCCOOK PUBLIC SCHOOLS      | 0.9679           | 0.9272       | 0.6317         | 727,634   | 6,093,643          | 5,527,650   | -565,993    | 8,388,796                     | 2,295,153  | 1,330   |
| PLATTSMOUTH COMMUN         | 1.0496           | 1.0499       | 0.7694         | 750,287   | 4,655,658          | 4,156,755   | -498,903    | 7,042,971                     | 2,387,313  | 1,372   |
| BEATRICE PUBLIC SCHOOLS    | 0.9094           | 0.8832       | 0.5928         | 823,962   | 5,836,187          | 5,354,063   | -482,124    | 9,886,652                     | 4,050,465  | 1,894   |
| LEXINGTON PUBLIC SCHOOLS   | 1.0200           | 0.9338       | 0.5961         | 427,045   | 24,191,229         | 23,709,956  | -481,273    | 28,040,499                    | 3,849,270  | 3,002   |
| BENNINGTON PUBLIC SCHO     | 1.0490           | 0.9520       | 0.7259         | 637,920   | 19,890,288         | 19,508,274  | -382,014    | 25,329,089                    | 5,438,801  | 4,036   |
| NORFOLK PUBLIC SCHOOLS     | 1.0000           | 0.9513       | 0.6940         | 783,233   | 10,746,182         | 10,417,758  | -328,424    | 19,103,787                    | 8,357,605  | 4,309   |
| FORT CALHOUN COMMUN        | 0.9500           | 0.9500       | 0.7200         | 791,392   | 4,129,058          | 3,844,010   | -285,048    | 5,279,543                     | 1,150,485  | 789     |
| YUTAN PUBLIC SCHOOLS       | 0.9922           | 0.9427       | 0.6237         | 864,528   | 2,905,862          | 2,630,040   | -275,822    | 3,967,129                     | 1,061,267  | 485     |
| LOUISVILLE PUBLIC SCHOOLS  | 1.0101           | 1.0200       | 0.7486         | 1,072,407 | 1,645,882          | 1,431,241   | -214,641    | 3,320,700                     | 1,674,818  | 649     |
| SCHUYLER COMMUNITY SCHO    | 0.9537           | 0.9171       | 0.5287         | 910,078   | 4,972,207          | 4,786,716   | -185,491    | 11,218,778                    | 6,246,571  | 1,820   |
| MALCOLM PUBLIC SCHOOLS     | 0.7854           | 0.7035       | 0.3971         | 841,726   | 3,661,968          | 3,480,797   | -181,171    | 5,110,800                     | 1,448,832  | 632     |
| GIBBON PUBLIC SCHOOLS      | 0.9940           | 0.9482       | 0.5765         | 1,290,833 | 1,313,704          | 1,132,886   | -180,818    | 3,632,456                     | 2,318,752  | 521     |
| ALMA PUBLIC SCHOOLS        | 0.8814           | 0.8800       | 0.5450         | 1,318,680 | 1,547,027          | 1,368,382   | -178,645    | 2,920,837                     | 1,373,810  | 351     |
| CAMBRIDGE PUBLIC SCHOOLS   | 0.9201           | 0.8623       | 0.4664         | 1,509,194 | 1,012,161          | 861,150     | -151,011    | 2,373,440                     | 1,361,279  | 253     |
| ST PAUL PUBLIC SCHOOLS     | 0.9844           | 0.9608       | 0.5576         | 1,096,297 | 1,957,308          | 1,818,598   | -138,710    | 4,743,115                     | 2,785,807  | 662     |
| WYNOT PUBLIC SCHOOLS       | 0.9538           | 0.9506       | 0.5176         | 1,189,545 | 1,537,947          | 1,405,584   | -132,363    | 2,318,867                     | 780,920    | 177     |
| OMAHA PUBLIC SCHOOLS       | 0.9995           | 0.9864       | 0.7470         | 644,537   | 285,701,561        | 285,573,656 | -127,905    | 362,202,745                   | 76,501,184 | 49,661  |
| SOUTHERN SCHOOL DISTRICT   | 1.0000           | 0.9750       | 0.5271         | 1,216,370 | 1,649,835          | 1,530,406   | -119,429    | 3,480,673                     | 1,830,838  | 358     |
| CRAWFORD PUBLIC SCHOOLS    | 0.7858           | 0.8754       | 0.5426         | 1,824,081 | 662,284            | 553,720     | -108,564    | 1,513,610                     | 851,326    | 158     |
| HOMER COMMUNITY SCHOOLS    | 0.6323           | 0.6096       | 0.2120         | 1,173,086 | 1,957,235          | 1,850,076   | -107,159    | 3,763,010                     | 1,805,775  | 410     |
| SUPERIOR PUBLIC SCHOOLS    | 0.9043           | 1.0152       | 0.5710         | 1,456,244 | 998,217            | 892,938     | -105,279    | 3,354,919                     | 2,356,702  | 381     |
| SHELTON PUBLIC SCHOOLS     | 1.0319           | 1.0495       | 0.6647         | 1,614,312 | 498,825            | 409,256     | -89,569     | 1,922,773                     | 1,423,948  | 244     |
| PAWNEE CITY PUBLIC SCHOOLS | 0.8921           | 0.8796       | 0.3688         | 1,349,534 | 1,191,368          | 1,120,089   | -71,279     | 2,874,924                     | 1,683,556  | 255     |
| HASTINGS PUBLIC SCHOOLS    | 1.1200           | 1.1000       | 0.8660         | 466,705   | 20,695,309         | 20,627,181  | -68,128     | 24,302,911                    | 3,607,602  | 3,366   |
| MITCHELL PUBLIC SCHOOLS    | 0.8795           | 0.7921       | 0.4723         | 624,532   | 4,724,490          | 4,660,291   | -64,199     | 5,815,927                     | 1,091,437  | 579     |
| NIOBRARA PUBLIC SCHOOLS    | 0.8817           | 0.8237       | 0.3735         | 1,102,435 | 1,791,152          | 1,731,910   | -59,242     | 2,725,789                     | 934,637    | 200     |

| School Name                    | GF Levy Changes: |              |                |           | State Aid Changes: |            |             | Nebr. Plan State Aid Changes: |            |         |
|--------------------------------|------------------|--------------|----------------|-----------|--------------------|------------|-------------|-------------------------------|------------|---------|
|                                | 22-23            | 23-24 GF     | 23-24 Nebr.    | Valuation | 22-23              | 23-24      | 22-23 to    | 23-24 State                   | 22-23 to   | Formula |
|                                | General          | Levy         | Plan Potential |           |                    |            |             |                               |            |         |
|                                | Fund             | w/\$1500     | GF Levy, Ag @  | per       | State Aid          | State Aid  | State Aid   | Nebr. Plan,                   | Nebraska   |         |
| Levy                           | Aid              | 30%, Other @ | Formula        | State Aid | State Aid          | Change     | Ag @ 30%,   | Plan State                    |            |         |
|                                |                  | 70% + \$1500 | Student        |           |                    |            | Other @ 70% | Aid Change                    | Students   |         |
| KEARNEY PUBLIC SCHOOLS         | 1.0165           | 0.9828       | 0.7198         | 826,269   | 10,076,421         | 10,025,855 | -50,566     | 22,354,024                    | 12,277,603 | 5,673   |
| WALTHILL PUBLIC SCHOOLS        | 1.0499           | 1.0479       | 0.6225         | 752,642   | 3,651,219          | 3,601,381  | -49,838     | 4,437,603                     | 786,384    | 261     |
| HAY SPRINGS PUBLIC SCHOOLS     | 0.9436           | 0.8587       | 0.3593         | 873,075   | 1,641,793          | 1,599,696  | -42,097     | 2,421,897                     | 780,104    | 189     |
| SIDNEY PUBLIC SCHOOLS          | 1.0500           | 1.0500       | 0.7677         | 664,614   | 5,713,125          | 5,675,851  | -37,274     | 7,865,207                     | 2,152,082  | 1,167   |
| MORRILL PUBLIC SCHOOLS         | 1.0053           | 0.9990       | 0.6585         | 1,502,225 | 2,041,821          | 2,014,178  | -27,643     | 3,553,171                     | 1,511,350  | 301     |
| MEDICINE VALLEY PUBLIC SCHOOLS | 0.9830           | 1.0271       | 0.6105         | 1,611,231 | 953,088            | 941,033    | -12,055     | 2,258,255                     | 1,305,167  | 196     |
| BAYARD PUBLIC SCHOOLS          | 1.0075           | 0.9868       | 0.6253         | 1,142,377 | 1,845,655          | 1,845,749  | 94          | 3,123,363                     | 1,277,708  | 309     |
| STUART PUBLIC SCHOOLS          | 0.9137           | 0.9076       | 0.4897         | 1,097,454 | 1,298,515          | 1,330,109  | 31,594      | 2,141,140                     | 842,625    | 177     |
| ELBA PUBLIC SCHOOLS            | 0.9384           | 0.9649       | 0.4867         | 1,640,442 | 1,110,547          | 1,143,365  | 32,818      | 1,990,552                     | 880,005    | 108     |
| PONCA PUBLIC SCHOOLS           | 1.0376           | 0.9177       | 0.5514         | 1,199,411 | 1,758,950          | 1,794,748  | 35,798      | 3,656,313                     | 1,897,363  | 424     |
| LEYTON PUBLIC SCHOOLS          | 0.8916           | 0.8638       | 0.7755         | 3,423,038 | 179,943            | 217,992    | 38,049      | 615,903                       | 435,960    | 132     |
| SANTEE COMMUNITY SCHOOLS       | 0.6768           | 0.9080       | 0.3869         | 30,493    | 3,990,246          | 4,031,850  | 41,604      | 4,063,728                     | 73,482     | 201     |
| ARCADIA PUBLIC SCHOOLS         | 1.1727           | 1.0866       | 0.6065         | 1,410,204 | 1,256,224          | 1,303,312  | 47,088      | 2,120,780                     | 864,556    | 121     |
| ALLIANCE PUBLIC SCHOOLS        | 0.9301           | 0.9036       | 0.5627         | 970,259   | 2,387,535          | 2,437,991  | 50,456      | 6,645,085                     | 4,257,550  | 1,272   |
| CHADRON PUBLIC SCHOOLS         | 0.9818           | 0.9893       | 0.6576         | 740,817   | 4,611,004          | 4,676,167  | 65,163      | 6,914,242                     | 2,303,238  | 911     |
| MINATARE PUBLIC SCHOOLS        | 0.9282           | 0.8529       | 0.5619         | 399,835   | 2,816,843          | 2,891,916  | 75,073      | 3,058,806                     | 241,963    | 143     |
| SANDHILLS PUBLIC SCHOOLS       | 0.5660           | 0.5593       | 0.5227         | 5,700,992 | 178,994            | 257,310    | 78,316      | 426,220                       | 247,226    | 81      |
| MC PHERSON COUNTY SCHOOLS      | 0.6949           | 0.6947       | 0.4535         | 6,572,222 | 5,917              | 84,869     | 78,952      | 912,391                       | 906,474    | 52      |
| DOVERTON PUBLIC SCHOOLS        | 0.9800           | 0.9437       | 0.5502         | 1,494,475 | 706,715            | 801,260    | 94,545      | 2,267,560                     | 1,560,845  | 249     |
| LOUP COUNTY PUBLIC SCHOOLS     | 0.6776           | 0.6042       | 0.3808         | 5,004,475 | 7,603              | 117,961    | 110,358     | 929,031                       | 921,428    | 73      |
| CHAMBERS PUBLIC SCHOOLS        | 0.7965           | 0.7582       | 0.3374         | 2,567,409 | 107,504            | 219,682    | 112,178     | 1,493,826                     | 1,386,322  | 118     |
| AMHERST PUBLIC SCHOOLS         | 0.7929           | 0.6596       | 0.2276         | 1,068,377 | 1,973,156          | 2,091,214  | 118,058     | 3,777,573                     | 1,804,417  | 365     |
| SIOUX COUNTY PUBLIC SCHOOLS    | 0.6147           | 0.5300       | 0.5300         | 7,194,834 | 12,282             | 130,619    | 118,337     | 130,619                       | 118,337    | 79      |
| PLEASANTON PUBLIC SCHOOLS      | 0.8641           | 0.8456       | 0.4280         | 1,440,121 | 499,421            | 622,000    | 122,579     | 2,406,169                     | 1,906,748  | 297     |
| SOUTH PLATTE PUBLIC SCHOOLS    | 0.6350           | 0.6125       | 0.5655         | 2,323,833 | 636,360            | 760,015    | 123,655     | 995,059                       | 358,699    | 215     |
| KEYA PAHA COUNTY SCHOOLS       | 0.4530           | 0.3767       | 0.3767         | 6,937,175 | 10,757             | 139,606    | 128,849     | 139,606                       | 128,849    | 84      |
| MULLEN PUBLIC SCHOOLS          | 0.5423           | 0.4802       | 0.4802         | 4,168,831 | 334,950            | 475,632    | 140,682     | 475,632                       | 140,682    | 157     |
| OSMOND COMMUNITY SCHOOLS       | 0.7709           | 0.6895       | 0.5692         | 2,713,660 | 207,690            | 367,318    | 159,628     | 911,509                       | 703,819    | 167     |
| ARTHUR COUNTY SCHOOLS          | 0.8476           | 0.8529       | 0.4827         | 2,356,569 | 293,367            | 460,645    | 167,278     | 1,477,848                     | 1,184,481  | 117     |
| WHEELER CENTRAL SCHOOLS        | 0.5459           | 0.5304       | 0.5304         | 6,336,114 | 10,941             | 179,311    | 168,370     | 179,311                       | 168,370    | 111     |
| BANNER COUNTY PUBLIC SCHOOLS   | 0.8575           | 0.7906       | 0.4523         | 2,277,977 | 479,894            | 649,304    | 169,410     | 1,768,208                     | 1,288,314  | 145     |
| PAXTON CONSOLIDATED SCHOOLS    | 0.5073           | 0.5185       | 0.5185         | 2,690,270 | 616,281            | 785,933    | 169,652     | 785,933                       | 169,652    | 198     |
| LITCHFIELD PUBLIC SCHOOLS      | 0.9197           | 0.9517       | 0.5274         | 2,646,786 | 14,989             | 188,979    | 173,990     | 1,359,799                     | 1,344,810  | 104     |

| School Name                       | GF Levy Changes: |              |                |           | State Aid Changes: |           |           | Nebr. Plan State Aid Changes: |            |          |
|-----------------------------------|------------------|--------------|----------------|-----------|--------------------|-----------|-----------|-------------------------------|------------|----------|
|                                   | 22-23            | 23-24 GF     | 23-24 Nebr.    | Valuation | 22-23              | 23-24     | 22-23 to  | 23-24 State                   | 22-23 to   | Formula  |
|                                   | General          | Levy         | Plan Potential |           |                    |           |           |                               |            |          |
|                                   | Fund             | w/\$1500     | GF Levy, Ag @  | per       | State Aid          | State Aid | State Aid | Nebr. Plan,                   | Nebraska   |          |
| Levy                              | Aid              | 30%, Other @ | Formula        | State Aid | State Aid          | Change    | Ag @ 30%, | Plan State                    |            |          |
|                                   |                  | 70% + \$1500 | Student        |           |                    |           |           | Other @ 70%                   | Aid Change | Students |
| ELM CREEK PUBLIC SCHOOLS          | 0.9232           | 0.8784       | 0.4838         | 1,368,289 | 610,385            | 786,142   | 175,757   | 2,560,095                     | 1,949,710  | 329      |
| ELGIN PUBLIC SCHOOLS              | 0.4168           | 0.4043       | 0.4043         | 4,491,027 | 399,327            | 578,026   | 178,699   | 578,026                       | 178,699    | 174      |
| THETFORD PUBLIC SCHOOLS           | 0.5808           | 0.5680       | 0.4070         | 2,815,496 | 179,063            | 368,552   | 189,489   | 949,014                       | 769,951    | 128      |
| SHICKLEY PUBLIC SCHOOLS           | 0.7220           | 0.7320       | 0.7043         | 3,905,828 | 214,869            | 406,610   | 191,741   | 552,517                       | 337,648    | 135      |
| MAXWELL PUBLIC SCHOOLS            | 0.8234           | 0.7461       | 0.4810         | 1,318,528 | 1,576,333          | 1,776,077 | 199,744   | 2,658,481                     | 1,082,148  | 252      |
| HAYES CENTER PUBLIC SCHOOLS       | 0.7556           | 0.6668       | 0.4474         | 3,105,288 | 8,798              | 209,843   | 201,045   | 1,107,299                     | 1,098,501  | 132      |
| RAYMOND CENTRAL PUBLIC SCHOOLS    | 0.9621           | 0.8590       | 0.6012         | 1,406,244 | 981,566            | 1,208,095 | 226,529   | 3,744,535                     | 2,762,969  | 700      |
| HARVARD PUBLIC SCHOOLS            | 0.9855           | 0.9216       | 0.5356         | 2,007,405 | 106,614            | 333,502   | 226,888   | 1,852,856                     | 1,746,242  | 196      |
| DORCHESTER PUBLIC SCHOOLS         | 0.7345           | 0.7449       | 0.4600         | 1,880,563 | 276,606            | 503,514   | 226,908   | 1,666,506                     | 1,389,900  | 217      |
| EXETER-MILLIGAN PUBLIC SCHOOLS    | 0.5608           | 0.5334       | 0.5334         | 5,058,733 | 38,993             | 267,214   | 228,221   | 267,214                       | 228,221    | 147      |
| ANSELMO-MERNA PUBLIC SCHOOLS      | 0.4936           | 0.5096       | 0.4524         | 2,944,038 | 350,271            | 579,412   | 229,141   | 953,579                       | 603,308    | 222      |
| ALLEN CONSOLIDATED SCHOOLS        | 0.7646           | 0.6323       | 0.4914         | 2,996,888 | 27,800             | 263,856   | 236,056   | 835,643                       | 807,843    | 135      |
| MAYWOOD PUBLIC SCHOOLS            | 0.8745           | 0.8328       | 0.6294         | 2,039,406 | 448,074            | 684,133   | 236,059   | 1,444,210                     | 996,136    | 183      |
| CREEK VALLEY SCHOOLS              | 0.7447           | 0.7020       | 0.6955         | 3,197,383 | 28,497             | 265,467   | 236,970   | 298,023                       | 269,526    | 157      |
| STAPLETON PUBLIC SCHOOLS          | 0.6382           | 0.6203       | 0.4459         | 2,491,627 | 342,264            | 586,099   | 243,835   | 1,312,725                     | 970,461    | 167      |
| ST EDWARD PUBLIC SCHOOLS          | 0.6719           | 0.6462       | 0.4848         | 2,898,555 | 21,698             | 267,383   | 245,685   | 1,029,201                     | 1,007,503  | 163      |
| CALLAWAY PUBLIC SCHOOLS           | 0.7147           | 0.6693       | 0.4893         | 3,011,274 | 25,187             | 271,313   | 246,126   | 1,141,801                     | 1,116,614  | 161      |
| CODY-KILGORE PUBLIC SCHOOLS       | 0.8989           | 0.7589       | 0.3034         | 1,384,899 | 1,216,698          | 1,464,566 | 247,868   | 2,434,037                     | 1,217,339  | 154      |
| SCRIBNER-SNYDER COMMUNITY SCHOOLS | 0.7350           | 0.6534       | 0.5957         | 3,530,902 | 42,168             | 290,297   | 248,129   | 610,599                       | 568,431    | 157      |
| SARGENT PUBLIC SCHOOLS            | 0.8268           | 0.8040       | 0.4266         | 2,300,932 | 11,073             | 259,438   | 248,365   | 1,682,855                     | 1,671,782  | 164      |
| ARNOLD PUBLIC SCHOOLS             | 0.6647           | 0.6137       | 0.4532         | 2,736,004 | 125,878            | 375,302   | 249,424   | 1,124,777                     | 998,899    | 171      |
| VERDIGRE PUBLIC SCHOOLS           | 0.8536           | 0.7751       | 0.5518         | 2,507,153 | 14,206             | 264,079   | 249,873   | 1,046,662                     | 1,032,456  | 140      |
| EUSTIS-FARNAM PUBLIC SCHOOLS      | 0.7017           | 0.6683       | 0.5096         | 2,887,654 | 24,658             | 275,355   | 250,697   | 1,019,026                     | 994,368    | 162      |
| BRUNING-DAVENPORT UNIFIED SCHOOLS | 0.4900           | 0.4698       | 0.4698         | 5,547,872 | 47,110             | 298,026   | 250,916   | 298,026                       | 250,916    | 165      |
| POTTER-DIX PUBLIC SCHOOLS         | 0.7992           | 0.7877       | 0.5969         | 2,321,753 | 421,257            | 674,105   | 252,848   | 1,383,858                     | 962,601    | 160      |
| MC COOL JUNCTION PUBLIC SCHOOLS   | 0.8110           | 0.7492       | 0.4971         | 1,637,874 | 913,700            | 1,169,500 | 255,800   | 2,138,172                     | 1,224,472  | 235      |
| WALLACE PUBLIC SCHOOL DISTRICT    | 0.8026           | 0.7752       | 0.7212         | 3,352,665 | 223,318            | 487,708   | 264,390   | 786,169                       | 562,851    | 165      |
| HAMPTON PUBLIC SCHOOLS            | 0.6963           | 0.6397       | 0.4650         | 2,140,092 | 573,856            | 840,067   | 266,211   | 1,503,179                     | 929,323    | 177      |
| WEeping WATER PUBLIC SCHOOLS      | 1.0587           | 1.0475       | 0.6431         | 1,571,437 | 190,439            | 459,751   | 269,312   | 2,180,438                     | 1,989,999  | 271      |
| SUMNER-EDDYVILLE-MILLER SCHOOLS   | 0.9555           | 0.8749       | 0.5183         | 1,919,061 | 246,512            | 518,053   | 271,541   | 1,974,492                     | 1,727,980  | 213      |
| HITCHCOCK CO SCHOOL SYSTEM        | 0.8809           | 0.8439       | 0.5273         | 1,678,690 | 185,329            | 458,632   | 273,303   | 1,971,805                     | 1,786,476  | 285      |
| RED CLOUD COMMUNITY SCHOOLS       | 0.8159           | 0.7992       | 0.5295         | 1,882,556 | 435,872            | 714,279   | 278,407   | 1,900,348                     | 1,464,476  | 234      |
| PALMER PUBLIC SCHOOLS             | 0.9085           | 0.8772       | 0.4087         | 1,079,477 | 1,441,843          | 1,721,292 | 279,449   | 3,252,305                     | 1,810,462  | 303      |

| School Name                        | GF Levy Changes: |              |                |           | State Aid Changes: |           |             | Nebr. Plan State Aid Changes: |           |         |
|------------------------------------|------------------|--------------|----------------|-----------|--------------------|-----------|-------------|-------------------------------|-----------|---------|
|                                    | 22-23            | 23-24 GF     | 23-24 Nebr.    | Valuation | 22-23              | 23-24     | 22-23 to    | 23-24 State                   | 22-23 to  | Formula |
|                                    | General          | Levy         | Plan Potential |           |                    |           |             |                               |           |         |
|                                    | Fund             | w/\$1500     | GF Levy, Ag @  | 22-23     | Current            | State Aid | Nebr. Plan, | Nebraska                      |           |         |
| Levy                               | Aid              | 30%, Other @ | State Aid      | State Aid | Change             | Ag @ 30%, | Plan State  | Students                      |           |         |
|                                    |                  | 70% + \$1500 | Formula        |           |                    |           | Other @ 70% | Aid Change                    |           |         |
| GARDEN COUNTY SCHOOLS              | 0.3921           | 0.3621       | 0.3621         | 5,024,476 | 26,924             | 306,610   | 279,686     | 306,610                       | 279,686   | 182     |
| HYANNIS AREA SCHOOLS               | 0.4128           | 0.3438       | 0.3438         | 4,974,275 | 29,072             | 313,140   | 284,068     | 313,140                       | 284,068   | 143     |
| NEBRASKA CITY PUBLIC SCHOOLS       | 1.0407           | 0.8916       | 0.5667         | 867,115   | 4,478,555          | 4,763,288 | 284,733     | 8,568,554                     | 4,089,999 | 1,351   |
| STERLING PUBLIC SCHOOLS            | 0.9218           | 0.8770       | 0.5272         | 1,782,006 | 33,989             | 322,663   | 288,674     | 1,552,327                     | 1,518,338 | 197     |
| DESHLER PUBLIC SCHOOLS             | 0.7661           | 0.6959       | 0.5700         | 2,483,519 | 262,236            | 551,792   | 289,556     | 1,259,329                     | 997,093   | 226     |
| RIVERSIDE PUBLIC SCHOOLS           | 0.5504           | 0.4793       | 0.4793         | 4,004,960 | 126,738            | 417,192   | 290,454     | 417,192                       | 290,454   | 216     |
| ELWOOD PUBLIC SCHOOLS              | 0.5988           | 0.5107       | 0.5107         | 3,265,554 | 42,788             | 339,308   | 296,520     | 339,308                       | 296,520   | 192     |
| ANSLEY PUBLIC SCHOOLS              | 0.8152           | 0.8030       | 0.4559         | 1,831,621 | 16,720             | 314,049   | 297,329     | 1,544,822                     | 1,528,102 | 194     |
| CLARKSON PUBLIC SCHOOLS            | 0.7717           | 0.7290       | 0.4974         | 2,257,468 | 112,562            | 410,912   | 298,350     | 1,499,751                     | 1,387,189 | 208     |
| LEWISTON CONSOLIDATED SCHOOLS      | 0.6288           | 0.5970       | 0.4695         | 2,855,459 | 332,665            | 631,560   | 298,895     | 1,235,364                     | 902,699   | 166     |
| NEWMAN GROVE PUBLIC SCHOOLS        | 0.5702           | 0.5181       | 0.5181         | 3,517,213 | 28,821             | 329,546   | 300,725     | 329,546                       | 300,725   | 194     |
| WAUNETA-PALISADE PUBLIC SCHOOLS    | 0.7886           | 0.7401       | 0.4000         | 1,920,806 | 63,643             | 365,712   | 302,069     | 1,782,417                     | 1,718,774 | 217     |
| BANCROFT-ROSALIE COMMUNITY SCHOOLS | 0.6960           | 0.5104       | 0.2205         | 1,691,856 | 825,281            | 1,129,482 | 304,201     | 2,506,118                     | 1,680,837 | 281     |
| LEIGH COMMUNITY SCHOOLS            | 0.7710           | 0.7098       | 0.5094         | 2,175,174 | 191,560            | 496,049   | 304,489     | 1,500,640                     | 1,309,080 | 230     |
| SILVER LAKE PUBLIC SCHOOLS         | 0.5531           | 0.5215       | 0.5215         | 4,197,901 | 31,855             | 340,253   | 308,398     | 340,253                       | 308,398   | 204     |
| GILTNER PUBLIC SCHOOLS             | 0.7853           | 0.7403       | 0.5108         | 1,723,603 | 862,211            | 1,180,926 | 318,715     | 2,059,380                     | 1,197,169 | 222     |
| WILCOX-HILDRETH PUBLIC SCHOOLS     | 0.6658           | 0.5705       | 0.5705         | 3,934,436 | 36,453             | 356,053   | 319,600     | 356,053                       | 319,600   | 208     |
| HIGH PLAINS COMMUNITY SCHOOLS      | 0.5157           | 0.5027       | 0.5027         | 4,337,060 | 32,988             | 355,717   | 322,729     | 355,717                       | 322,729   | 210     |
| DILLER-ODELL PUBLIC SCHOOLS        | 0.6607           | 0.5982       | 0.5982         | 2,880,507 | 326,348            | 649,523   | 323,175     | 649,523                       | 323,175   | 223     |
| BRADY PUBLIC SCHOOLS               | 0.9500           | 0.8571       | 0.7115         | 2,032,796 | 383,311            | 707,051   | 323,740     | 1,251,931                     | 868,620   | 184     |
| WINSIDE PUBLIC SCHOOLS             | 0.6329           | 0.5462       | 0.5271         | 2,296,423 | 597,161            | 921,830   | 324,669     | 1,022,039                     | 424,878   | 229     |
| BURWELL PUBLIC SCHOOLS             | 0.9742           | 0.9024       | 0.6770         | 1,887,025 | 453,582            | 787,617   | 334,035     | 1,908,031                     | 1,454,449 | 263     |
| OSCEOLA PUBLIC SCHOOLS             | 0.7303           | 0.7855       | 0.6492         | 2,511,987 | 36,498             | 372,250   | 335,752     | 1,128,246                     | 1,091,748 | 221     |
| BLUE HILL COMMUNITY SCHOOLS        | 0.9443           | 0.8233       | 0.4801         | 1,404,052 | 734,337            | 1,074,893 | 340,556     | 2,486,996                     | 1,752,659 | 293     |
| FRIEND PUBLIC SCHOOLS              | 0.7548           | 0.6990       | 0.4912         | 2,051,987 | 40,367             | 386,680   | 346,313     | 1,363,176                     | 1,322,809 | 229     |
| MERIDIAN PUBLIC SCHOOLS            | 0.6826           | 0.5967       | 0.4687         | 2,189,775 | 794,275            | 1,142,305 | 348,030     | 1,744,732                     | 950,457   | 215     |
| BERTRAND PUBLIC SCHOOLS            | 0.7366           | 0.6982       | 0.6424         | 2,699,697 | 30,024             | 385,740   | 355,716     | 736,667                       | 706,643   | 233     |
| GERING PUBLIC SCHOOLS              | 1.0499           | 1.0499       | 0.7810         | 538,450   | 9,193,241          | 9,551,705 | 358,464     | 12,148,598                    | 2,955,357 | 1,793   |
| WAUSA PUBLIC SCHOOLS               | 0.8826           | 0.7566       | 0.3999         | 1,978,971 | 25,536             | 386,561   | 361,025     | 1,831,437                     | 1,805,901 | 205     |
| JOHNSON-BROCK PUBLIC SCHOOLS       | 0.5871           | 0.4564       | 0.1628         | 1,562,721 | 817,148            | 1,180,615 | 363,467     | 2,717,181                     | 1,900,033 | 335     |
| BLOOMFIELD COMMUNITY SCHOOLS       | 0.4976           | 0.5495       | 0.5318         | 2,740,849 | 49,732             | 416,170   | 366,438     | 537,376                       | 487,644   | 250     |
| SUTHERLAND PUBLIC SCHOOLS          | 1.0354           | 0.9768       | 0.6533         | 1,602,188 | 238,043            | 606,774   | 368,731     | 2,098,702                     | 1,860,659 | 288     |
| EMERSON-HUBBARD PUBLIC SCHOOLS     | 0.7880           | 0.6861       | 0.4806         | 2,093,298 | 36,287             | 411,202   | 374,915     | 1,477,577                     | 1,441,290 | 248     |

| School Name                        | GF Levy Changes: |              |                |           | State Aid Changes: |           |             | Nebr. Plan State Aid Changes: |           |         |
|------------------------------------|------------------|--------------|----------------|-----------|--------------------|-----------|-------------|-------------------------------|-----------|---------|
|                                    | 22-23            | 23-24 GF     | 23-24 Nebr.    | Valuation | 22-23              | 23-24     | 22-23 to    | 23-24 State                   | 22-23 to  | Formula |
|                                    | General          | Levy         | Plan Potential |           |                    |           |             |                               |           |         |
|                                    | Fund             | w/\$1500     | GF Levy, Ag @  | State Aid | State Aid          | State Aid | Nebr. Plan, | Plan State                    | Students  |         |
| Levy                               | Aid              | 30%, Other @ | Change         | Change    | Change             | Ag @ 30%, | Aid Change  | Other @ 70%                   |           |         |
| BOYD COUNTY SCHOOLS                | 0.6768           | 0.6807       | 0.4159         | 2,216,121 | 179,881            | 563,224   | 383,343     | 2,376,941                     | 2,197,060 | 309     |
| LOOMIS PUBLIC SCHOOLS              | 0.6504           | 0.6228       | 0.5298         | 2,035,262 | 749,945            | 1,133,969 | 384,024     | 1,627,905                     | 877,960   | 261     |
| LYONS-DECATUR NORTHEAST            | 0.8368           | 0.7068       | 0.5462         | 2,454,756 | 35,770             | 424,356   | 388,586     | 1,436,328                     | 1,400,558 | 257     |
| RANDOLPH PUBLIC SCHOOLS            | 0.4950           | 0.4060       | 0.4060         | 3,119,694 | 34,858             | 426,258   | 391,400     | 426,258                       | 391,400   | 256     |
| MEAD PUBLIC SCHOOLS                | 0.8091           | 0.7338       | 0.6442         | 1,870,740 | 733,162            | 1,127,027 | 393,865     | 1,571,174                     | 838,012   | 265     |
| HUMBOLDT TABLE ROCK SCHOOLS        | 0.6848           | 0.5963       | 0.5963         | 3,527,213 | 43,481             | 441,590   | 398,109     | 441,590                       | 398,109   | 261     |
| ROCK COUNTY PUBLIC SCHOOLS         | 0.5482           | 0.4888       | 0.4861         | 3,314,561 | 215,272            | 614,485   | 399,213     | 633,351                       | 418,079   | 210     |
| ELMWOOD-MURDOCK PUBLIC SCHOOLS     | 0.8349           | 0.7992       | 0.4445         | 1,229,198 | 947,055            | 1,352,755 | 405,700     | 3,301,156                     | 2,354,101 | 447     |
| DUNDY CO STRATTON PUBLIC SCHOOLS   | 0.5571           | 0.4888       | 0.4888         | 3,890,129 | 41,816             | 449,942   | 408,126     | 449,942                       | 408,126   | 271     |
| SOUTHWEST PUBLIC SCHOOLS           | 0.7046           | 0.6422       | 0.6026         | 2,744,086 | 31,990             | 444,042   | 412,052     | 737,467                       | 705,477   | 270     |
| MILFORD PUBLIC SCHOOLS             | 0.9158           | 0.9158       | 0.5615         | 999,566   | 2,144,312          | 2,557,022 | 412,710     | 5,363,129                     | 3,218,817 | 792     |
| PALMYRA DISTRICT OR R 1            | 0.8679           | 0.7568       | 0.4356         | 1,200,073 | 1,306,530          | 1,720,683 | 414,153     | 4,230,785                     | 2,924,255 | 651     |
| HOWELLS-DODGE CONSOLIDATED SCHOOLS | 0.5281           | 0.4682       | 0.4682         | 3,143,406 | 56,195             | 476,942   | 420,747     | 476,942                       | 420,747   | 275     |
| CREIGHTON COMMUNITY SCHOOLS        | 0.8882           | 0.7713       | 0.5520         | 2,027,037 | 43,512             | 464,398   | 420,886     | 1,691,849                     | 1,648,337 | 276     |
| ARAPAHOE PUBLIC SCHOOLS            | 0.7100           | 0.6720       | 0.3993         | 1,772,721 | 158,694            | 586,437   | 427,743     | 2,061,907                     | 1,903,213 | 305     |
| CENTRAL VALLEY PUBLIC SCHOOLS      | 0.7861           | 0.7529       | 0.7110         | 3,264,344 | 28,786             | 459,191   | 430,405     | 843,688                       | 814,902   | 281     |
| EAST BUTLER PUBLIC SCHOOLS         | 0.6708           | 0.6239       | 0.6239         | 3,637,801 | 53,932             | 486,010   | 432,078     | 486,010                       | 432,078   | 283     |
| LOUP CITY PUBLIC SCHOOLS           | 0.7698           | 0.7407       | 0.6123         | 2,336,348 | 29,497             | 464,713   | 435,216     | 1,319,243                     | 1,289,746 | 285     |
| KENESAW PUBLIC SCHOOLS             | 0.8103           | 0.7438       | 0.5347         | 1,891,679 | 291,399            | 730,591   | 439,192     | 1,788,458                     | 1,497,059 | 267     |
| FULLERTON PUBLIC SCHOOLS           | 0.8709           | 0.7804       | 0.4912         | 1,928,983 | 33,935             | 479,500   | 445,565     | 2,108,970                     | 2,075,035 | 292     |
| FRANKLIN PUBLIC SCHOOLS            | 0.9744           | 0.8755       | 0.5518         | 1,908,697 | 141,176            | 608,140   | 466,964     | 2,201,948                     | 2,060,772 | 258     |
| OAKLAND CRAIG PUBLIC SCHOOLS       | 0.9944           | 0.8993       | 0.4981         | 1,626,358 | 152,291            | 628,673   | 476,382     | 3,115,023                     | 2,962,732 | 381     |
| HEMINGFORD PUBLIC SCHOOLS          | 0.8917           | 0.8805       | 0.7520         | 1,885,679 | 739,457            | 1,228,292 | 488,835     | 2,138,534                     | 1,399,077 | 376     |
| HEARTLAND COMMUNITY SCHOOLS        | 0.5170           | 0.4935       | 0.4716         | 2,657,302 | 66,397             | 556,199   | 489,802     | 744,562                       | 678,165   | 324     |
| PLAINVIEW PUBLIC SCHOOLS           | 0.6839           | 0.5973       | 0.5973         | 2,544,995 | 44,560             | 544,056   | 499,496     | 544,056                       | 499,496   | 322     |
| NELIGH-OAKDALE SCHOOLS             | 0.8983           | 0.8997       | 0.7583         | 1,874,859 | 51,102             | 551,086   | 499,984     | 1,403,595                     | 1,352,493 | 322     |
| STANTON COMMUNITY SCHOOLS          | 0.8915           | 0.8260       | 0.5648         | 1,808,886 | 153,953            | 663,869   | 509,916     | 2,453,348                     | 2,299,395 | 379     |
| AUBURN PUBLIC SCHOOLS              | 1.0335           | 0.9175       | 0.5318         | 904,378   | 3,577,229          | 4,088,504 | 511,275     | 7,080,042                     | 3,502,813 | 858     |
| WISNER-PILGER PUBLIC SCHOOLS       | 0.5794           | 0.5469       | 0.5469         | 2,649,991 | 457,469            | 977,932   | 520,463     | 977,932                       | 520,463   | 403     |
| CROSS COUNTY COMMUNITY SCHOOLS     | 0.6662           | 0.6197       | 0.5619         | 2,560,684 | 185,790            | 720,027   | 534,237     | 1,222,613                     | 1,036,823 | 340     |
| WOMO N HO N NATION PUBLIC SCHOOLS  | 1.0499           | 0.9182       | 0.4438         | 41,196    | 6,781,978          | 7,328,916 | 546,938     | 7,429,849                     | 647,871   | 516     |
| CROFTON COMMUNITY SCHOOLS          | 0.7597           | 0.7009       | 0.6329         | 1,942,467 | 386,578            | 937,147   | 550,569     | 1,404,878                     | 1,018,300 | 354     |
| SOUTHERN VALLEY SCHOOLS            | 0.7798           | 0.7047       | 0.6149         | 2,514,991 | 38,303             | 588,987   | 550,684     | 1,405,638                     | 1,367,335 | 362     |

| School Name               | GF Levy Changes: |              |                |           | State Aid Changes: |            |             | Nebr. Plan State Aid Changes: |            |         |
|---------------------------|------------------|--------------|----------------|-----------|--------------------|------------|-------------|-------------------------------|------------|---------|
|                           | 22-23            | 23-24 GF     | 23-24 Nebr.    | Valuation | 22-23              | 23-24      | 22-23 to    | 23-24 State                   | 22-23 to   | Formula |
|                           | General          | Levy         | Plan Potential |           |                    |            |             |                               |            |         |
|                           | Fund             | w/\$1500     | GF Levy, Ag @  | per       | State Aid          | Current    | State Aid   | Nebr. Plan,                   | Nebraska   |         |
| Levy                      | Aid              | 30%, Other @ | Formula        | State Aid | State Aid          | Change     | Ag @ 30%,   | Plan State                    |            |         |
|                           |                  | 70% + \$1500 | Student        |           |                    | Change     | Other @ 70% | Aid Change                    | Students   |         |
| WILBER-CLATONIA PUBLIC    | 0.9386           | 0.8490       | 0.5334         | 1,260,656 | 771,372            | 1,330,107  | 558,735     | 3,710,698                     | 2,939,326  | 598     |
| AXTELL COMMUNITY SCHO     | 0.8157           | 0.7957       | 0.6462         | 1,942,125 | 276,929            | 838,272    | 561,343     | 1,708,291                     | 1,431,362  | 300     |
| KIMBALL PUBLIC SCHOOLS    | 0.9697           | 0.8245       | 0.6372         | 1,743,036 | 51,679             | 615,620    | 563,941     | 1,820,411                     | 1,768,732  | 369     |
| RAVENNA PUBLIC SCHOOL     | 0.7000           | 0.6403       | 0.5905         | 2,106,252 | 38,332             | 608,162    | 569,830     | 1,000,816                     | 962,484    | 374     |
| AINSWORTH COMMUNITY       | 0.6259           | 0.5492       | 0.5492         | 2,676,600 | 47,337             | 621,928    | 574,591     | 621,928                       | 574,591    | 377     |
| PERKINS COUNTY SCHOOL     | 0.5715           | 0.4842       | 0.4842         | 3,386,597 | 64,890             | 645,846    | 580,956     | 645,846                       | 580,956    | 382     |
| MILLARD PUBLIC SCHOOLS    | 1.0540           | 0.9421       | 0.6978         | 660,912   | 73,745,204         | 74,330,641 | 585,437     | 111,217,891                   | 37,472,687 | 22,849  |
| PENDER PUBLIC SCHOOLS     | 0.8204           | 0.7442       | 0.5116         | 1,671,000 | 583,709            | 1,171,332  | 587,623     | 2,720,323                     | 2,136,614  | 399     |
| LAUREL-CONCORD-COLER      | 0.6905           | 0.6071       | 0.5993         | 2,887,702 | 73,591             | 662,355    | 588,764     | 748,280                       | 674,689    | 382     |
| HARTINGTON NEWCASTLE      | 0.4530           | 0.3628       | 0.3628         | 3,332,329 | 90,994             | 683,748    | 592,754     | 683,748                       | 592,754    | 381     |
| THAYER CENTRAL COMMU      | 0.6627           | 0.6076       | 0.5056         | 2,347,190 | 59,078             | 660,130    | 601,052     | 1,610,596                     | 1,551,518  | 397     |
| TWIN RIVER PUBLIC SCHO    | 0.7474           | 0.6805       | 0.6678         | 2,720,828 | 53,048             | 656,942    | 603,894     | 794,407                       | 741,359    | 398     |
| HUMPHREY PUBLIC SCHO      | 0.3398           | 0.3486       | 0.3486         | 3,501,616 | 536,269            | 1,144,678  | 608,409     | 1,144,678                     | 608,409    | 294     |
| CENTURA PUBLIC SCHOOL     | 0.9790           | 0.9097       | 0.6210         | 1,523,638 | 366,704            | 993,805    | 627,101     | 2,884,945                     | 2,518,241  | 430     |
| SHELBY - RISING CITY PUBL | 0.6500           | 0.6167       | 0.5301         | 2,208,870 | 532,665            | 1,161,760  | 629,095     | 1,889,866                     | 1,357,201  | 381     |
| SUMMERLAND PUBLIC SCH     | 0.5408           | 0.5029       | 0.4279         | 2,752,966 | 36,890             | 669,077    | 632,187     | 1,533,872                     | 1,496,982  | 419     |
| WEST HOLT PUBLIC SCHO     | 0.6475           | 0.5615       | 0.5279         | 2,425,071 | 49,714             | 693,880    | 644,166     | 1,038,708                     | 988,994    | 423     |
| DONIPHAN-TRUMBULL PU      | 0.8857           | 0.8158       | 0.6412         | 1,811,628 | 82,944             | 734,472    | 651,528     | 2,067,995                     | 1,985,051  | 421     |
| ELKHORN VALLEY SCHOOL     | 0.7843           | 0.7128       | 0.5048         | 1,850,569 | 56,480             | 710,540    | 654,060     | 2,312,794                     | 2,256,314  | 416     |
| SUTTON PUBLIC SCHOOLS     | 0.6428           | 0.5686       | 0.4526         | 2,057,735 | 238,678            | 931,273    | 692,595     | 1,910,008                     | 1,671,330  | 410     |
| CENTENNIAL PUBLIC SCHO    | 0.4997           | 0.4492       | 0.4492         | 3,617,145 | 89,062             | 784,969    | 695,907     | 784,969                       | 695,907    | 455     |
| FREEMAN PUBLIC SCHOOL     | 0.8072           | 0.6225       | 0.4208         | 1,393,067 | 951,632            | 1,648,424  | 696,792     | 2,933,193                     | 1,981,561  | 457     |
| TRI COUNTY PUBLIC SCHO    | 0.6827           | 0.6214       | 0.6214         | 2,411,832 | 375,863            | 1,075,548  | 699,685     | 1,075,548                     | 699,685    | 401     |
| FREMONT PUBLIC SCHO       | 1.0051           | 0.9197       | 0.6761         | 696,552   | 19,843,494         | 20,552,905 | 709,411     | 29,000,224                    | 9,156,730  | 4,979   |
| WOOD RIVER RURAL SCHO     | 0.9904           | 0.9192       | 0.7411         | 1,806,653 | 61,525             | 771,516    | 709,991     | 2,266,941                     | 2,205,416  | 465     |
| LOGAN VIEW PUBLIC SCHO    | 0.6629           | 0.5854       | 0.4781         | 1,706,850 | 835,786            | 1,562,403  | 726,617     | 2,629,045                     | 1,793,259  | 582     |
| YORK PUBLIC SCHOOLS       | 1.0048           | 0.9615       | 0.6606         | 901,855   | 2,353,000          | 3,080,294  | 727,294     | 7,012,260                     | 4,659,260  | 1,449   |
| WINNEBAGO PUBLIC SCHO     | 1.0463           | 1.0478       | 0.6380         | 213,712   | 6,818,557          | 7,546,712  | 728,155     | 8,054,313                     | 1,235,756  | 580     |
| NORTH BEND CENTRAL PU     | 0.5945           | 0.5394       | 0.5394         | 2,170,307 | 719,379            | 1,450,347  | 730,968     | 1,450,347                     | 730,968    | 560     |
| JOHNSON CO CENTRAL PU     | 0.9617           | 0.8399       | 0.5930         | 1,697,138 | 57,928             | 789,594    | 731,666     | 2,789,060                     | 2,731,132  | 477     |
| MADISON PUBLIC SCHOOL     | 0.7776           | 0.6979       | 0.4846         | 1,897,387 | 81,316             | 818,170    | 736,854     | 2,789,515                     | 2,708,199  | 487     |
| ORD PUBLIC SCHOOLS        | 0.8090           | 0.7456       | 0.5798         | 1,713,082 | 102,351            | 851,459    | 749,108     | 2,309,458                     | 2,207,107  | 513     |
| GORDON-RUSHVILLE PUBL     | 0.8947           | 0.7838       | 0.5367         | 2,047,906 | 55,450             | 818,398    | 762,948     | 3,366,895                     | 3,311,445  | 504     |

| School Name             | GF Levy Changes: |              |                |           | State Aid Changes: |            |             | Nebr. Plan State Aid Changes: |           |         |
|-------------------------|------------------|--------------|----------------|-----------|--------------------|------------|-------------|-------------------------------|-----------|---------|
|                         | 22-23            | 23-24 GF     | 23-24 Nebr.    | Valuation | 22-23              | 23-24      | 22-23 to    | 23-24 State                   | 22-23 to  | Formula |
|                         | General          | Levy         | Plan Potential |           |                    |            |             |                               |           |         |
|                         | Fund             | w/\$1500     | GF Levy, Ag @  | per       | State Aid          | Current    | State Aid   | Nebr. Plan,                   | Nebraska  |         |
| Levy                    | Aid              | 30%, Other @ | Formula        | State Aid | State Aid          | Change     | Ag @ 30%,   | Plan State                    |           |         |
|                         |                  | 70% + \$1500 | Student        |           |                    |            | Other @ 70% | Aid Change                    | Students  |         |
| TEKAMAH-HERMAN COMM     | 0.7134           | 0.5806       | 0.5010         | 2,115,172 | 65,840             | 842,401    | 776,561     | 1,702,719                     | 1,636,879 | 511     |
| CEDAR BLUFFS PUBLIC SCH | 0.8478           | 0.7563       | 0.3314         | 794,448   | 3,106,056          | 3,890,785  | 784,729     | 5,385,797                     | 2,279,741 | 443     |
| COZAD COMMUNITY SCH     | 1.0108           | 0.9860       | 0.5973         | 1,007,360 | 2,041,715          | 2,879,448  | 837,733     | 6,429,439                     | 4,387,724 | 907     |
| ARLINGTON PUBLIC SCH    | 0.9516           | 0.7565       | 0.5242         | 1,320,398 | 1,189,624          | 2,038,800  | 849,176     | 4,087,756                     | 2,898,132 | 668     |
| FILLMORE CENTRAL PUBLI  | 0.6278           | 0.5548       | 0.5548         | 2,165,860 | 90,653             | 948,846    | 858,193     | 948,846                       | 858,193   | 564     |
| BATTLE CREEK PUBLIC SCH | 0.7034           | 0.6677       | 0.4505         | 1,393,955 | 879,768            | 1,742,595  | 862,827     | 3,385,756                     | 2,505,988 | 543     |
| CRETE PUBLIC SCHOOLS    | 0.9128           | 0.8335       | 0.5189         | 703,346   | 9,798,429          | 10,666,816 | 868,387     | 15,256,721                    | 5,458,292 | 2,074   |
| CHASE COUNTY SCHOOLS    | 0.5888           | 0.5276       | 0.5276         | 2,276,007 | 277,681            | 1,150,737  | 873,056     | 1,150,737                     | 873,056   | 615     |
| VALENTINE COMMUNITY S   | 0.6390           | 0.5573       | 0.5573         | 2,631,600 | 79,107             | 954,470    | 875,363     | 954,470                       | 875,363   | 564     |
| PIERCE PUBLIC SCHOOLS   | 0.8800           | 0.7934       | 0.5736         | 1,443,402 | 599,115            | 1,484,060  | 884,945     | 3,598,995                     | 2,999,880 | 667     |
| BRIDGEPORT PUBLIC SCH   | 1.0480           | 0.9540       | 0.7169         | 1,438,514 | 672,957            | 1,581,295  | 908,338     | 3,253,265                     | 2,580,308 | 490     |
| BOONE CENTRAL SCHOOLS   | 0.4786           | 0.4465       | 0.4465         | 2,694,880 | 427,193            | 1,356,774  | 929,581     | 1,356,774                     | 929,581   | 575     |
| GOTHENBURG PUBLIC SCH   | 1.0067           | 0.9449       | 0.6107         | 1,176,756 | 794,827            | 1,729,111  | 934,284     | 4,944,570                     | 4,149,743 | 818     |
| HERSHEY PUBLIC SCHOOLS  | 0.9196           | 0.7580       | 0.5898         | 1,174,477 | 1,875,148          | 2,822,223  | 947,075     | 3,879,256                     | 2,004,108 | 535     |
| NORRIS SCHOOL DIST 160  | 1.0068           | 0.8007       | 0.5618         | 925,703   | 4,376,607          | 5,324,230  | 947,623     | 10,692,763                    | 6,316,156 | 2,428   |
| DAVID CITY PUBLIC SCHO  | 0.6715           | 0.6355       | 0.6355         | 2,435,328 | 130,944            | 1,092,991  | 962,047     | 1,092,991                     | 962,047   | 630     |
| SOUTH CENTRAL NEBRASK   | 0.7584           | 0.7216       | 0.7216         | 2,461,008 | 96,073             | 1,089,527  | 993,454     | 1,089,527                     | 993,454   | 650     |
| CONESTOGA PUBLIC SCHO   | 0.8996           | 0.8211       | 0.7288         | 1,418,836 | 104,662            | 1,107,169  | 1,002,507   | 1,964,017                     | 1,859,355 | 654     |
| WEST POINT PUBLIC SCHO  | 0.6400           | 0.5425       | 0.5425         | 2,398,839 | 142,467            | 1,163,700  | 1,021,233   | 1,163,700                     | 1,021,233 | 667     |
| O'NEILL PUBLIC SCHOOLS  | 0.8117           | 0.8041       | 0.7135         | 1,519,545 | 253,889            | 1,295,500  | 1,041,611   | 2,366,284                     | 2,112,395 | 778     |
| WAYNE COMMUNITY SCH     | 0.9337           | 0.7931       | 0.5162         | 1,242,058 | 670,072            | 1,714,961  | 1,044,889   | 4,993,724                     | 4,323,652 | 953     |
| CENTRAL CITY PUBLIC SCH | 0.8720           | 0.7594       | 0.6210         | 1,617,148 | 102,538            | 1,199,519  | 1,096,981   | 2,810,441                     | 2,707,903 | 720     |
| FALLS CITY PUBLIC SCHO  | 0.9760           | 0.7599       | 0.4793         | 1,450,329 | 322,878            | 1,483,061  | 1,160,183   | 4,572,428                     | 4,249,550 | 759     |
| SYRACUSE-DUNBAR-AVOC    | 0.9167           | 0.7518       | 0.4924         | 1,367,710 | 119,774            | 1,290,212  | 1,170,438   | 3,950,312                     | 3,830,538 | 750     |
| BROKEN BOW PUBLIC SCH   | 0.8546           | 0.7631       | 0.5307         | 1,265,423 | 104,198            | 1,297,343  | 1,193,145   | 3,592,499                     | 3,488,301 | 781     |
| MINDEN PUBLIC SCHOOLS   | 0.7897           | 0.6779       | 0.5872         | 1,755,298 | 109,700            | 1,324,923  | 1,215,223   | 2,584,900                     | 2,475,200 | 791     |
| OGALLALA PUBLIC SCHO    | 0.7972           | 0.6990       | 0.6990         | 1,861,280 | 138,007            | 1,371,322  | 1,233,315   | 1,371,322                     | 1,233,315 | 807     |
| FAIRBURY PUBLIC SCHO    | 0.9130           | 0.8760       | 0.6713         | 1,534,591 | 106,631            | 1,355,674  | 1,249,043   | 3,944,945                     | 3,838,314 | 824     |
| WAKEFIELD PUBLIC SCHO   | 0.8965           | 0.7018       | 0.3258         | 1,170,689 | 1,439,986          | 2,697,039  | 1,257,053   | 5,029,063                     | 3,589,077 | 530     |
| ADAMS CENTRAL PUBLIC S  | 0.6561           | 0.6068       | 0.6068         | 2,205,944 | 665,425            | 2,092,869  | 1,427,444   | 2,092,869                     | 1,427,444 | 935     |
| HOLDREGE PUBLIC SCHO    | 0.9056           | 0.8605       | 0.6826         | 1,280,268 | 185,200            | 1,689,741  | 1,504,541   | 3,903,307                     | 3,718,107 | 972     |
| LAKEVIEW COMMUNITY S    | 0.5921           | 0.5080       | 0.5080         | 1,901,507 | 324,703            | 1,857,093  | 1,532,390   | 1,857,093                     | 1,532,390 | 910     |
| WAHOO PUBLIC SCHOOLS    | 0.8893           | 0.7799       | 0.5802         | 1,243,060 | 255,128            | 1,810,729  | 1,555,601   | 4,421,514                     | 4,166,386 | 1,052   |

| School Name             | GF Levy Changes:        |                              |  |                       | State Aid Changes: |                         |   | Nebr. Plan State Aid Changes:                          |                                      |                  |
|-------------------------|-------------------------|------------------------------|--|-----------------------|--------------------|-------------------------|---|--|--------------------------------------|------------------|
|                         | 22-23 General Fund Levy | 23-24 GF w/\$1500 Found. Aid | 23-24 Nebr. Plan Potential GF Levy, Ag @ 30%, Other @ 70% + \$1500 | Valuation per Student | 22-23 State Aid    | 23-24 Current State Aid | 22-23 to 23-24 Current State Aid Change | 23-24 State Aid with Nebr. Plan, Ag @ 30%, Other @ 70% | 22-23 to 23-24 Plan State Aid Change | Formula Students |
| ASHLAND-GREENWOOD P     | 0.7650                  | 0.6379                       | 0.4382   | 1,261,066             | 224,959            | 1,884,669               | 1,659,710                               | 4,528,730  | 4,303,771                            | 1,050            |
| DOUGLAS CO WEST COMM    | 0.6970                  | 0.5665                       | 0.5665   | 1,680,246             | 1,061,300          | 2,745,057               | 1,683,757                               | 2,745,057  | 1,683,757                            | 977              |
| SPRINGFIELD PLATTEVIEW  | 0.5485                  | 0.4148                       | 0.4148   | 2,638,881             | 1,172,329          | 2,922,314               | 1,749,985                               | 2,922,314  | 1,749,985                            | 1,148            |
| AURORA PUBLIC SCHOOLS   | 0.8482                  | 0.7816                       | 0.7816   | 1,623,394             | 216,575            | 1,993,031               | 1,776,456                               | 1,993,031  | 1,776,456                            | 1,159            |
| NORTHWEST PUBLIC SCHC   | 0.7373                  | 0.5307                       | 0.5307   | 786,869               | 8,302,564          | 10,083,571              | 1,781,007                               | 10,083,571   | 1,781,007                            | 1,434            |
| SCOTTSBLUFF PUBLIC SCHC | 1.0133                  | 0.8289                       | 0.5627   | 555,632               | 16,376,645         | 18,480,589              | 2,103,944                               | 23,384,803   | 7,008,158                            | 3,316            |
| SEWARD PUBLIC SCHOOLS   | 0.8472                  | 0.7038                       | 0.6661   | 1,341,591             | 288,134            | 2,460,649               | 2,172,515                               | 3,175,085  | 2,886,951                            | 1,414            |
| BELLEVUE PUBLIC SCHOOL  | 1.0500                  | 1.0400                       | 0.8013   | 495,820               | 49,714,733         | 52,228,116              | 2,513,383                               | 63,055,928   | 13,341,195                           | 9,148            |
| ELKHORN PUBLIC SCHOOL   | 1.0226                  | 0.8996                       | 0.7359   | 907,128               | 17,028,723         | 20,055,996              | 3,027,273                               | 36,368,015   | 19,339,292                           | 10,985           |
| GRAND ISLAND PUBLIC SC  | 1.0400                  | 0.9500                       | 0.7154   | 494,030               | 60,585,718         | 63,649,335              | 3,063,617                               | 74,398,749   | 13,813,031                           | 9,275            |
| WAVERLY SCHOOL DISTRI   | 1.0260                  | 0.8616                       | 0.7233   | 936,523               | 352,528            | 3,566,936               | 3,214,408                               | 6,299,295  | 5,946,767                            | 2,109            |
| BLAIR COMMUNITY SCHO    | 0.9050                  | 0.6292                       | 0.6230   | 1,211,465             | 438,874            | 3,752,253               | 3,313,379                               | 3,915,575  | 3,476,701                            | 2,173            |
| GRETNA PUBLIC SCHOOLS   | 1.0045                  | 0.8955                       | 0.6689   | 758,894               | 19,783,754         | 23,535,372              | 3,751,618                               | 34,380,929   | 14,597,175                           | 6,306            |
| WESTSIDE COMMUNITY SC   | 1.0750                  | 0.8700                       | 0.8700   | 787,180               | 21,426,736         | 29,258,477              | 7,831,741                               | 29,258,477   | 7,831,741                            | 6,109            |
|                         |                         |                              |  |                       | 1,071,351,786      | 1,180,044,834           | 108,693,048                             | 1,765,865,031  | 694,513,245                          | 312,092          |

Levy:

|        |           |
|--------|-----------|
| Orange | > .90     |
| Green  | .80 - .89 |
| Yellow | .70 - .79 |
| White  | .50 - .69 |
| Blue   | < .50     |

Students:

|        |             |             |         |       |        |
|--------|-------------|-------------|---------|-------|--------|
| Orange | 7 Largest   | 9148-49,661 | 153,664 | 49.2% | 21,952 |
| Orange | Next 13     | 3002 - 6306 | 55,369  | 17.7% | 4,259  |
| Yellow | Next 19     | 1050 - 2428 | 29,487  | 9.4%  | 1,552  |
| White  | Next 47     | 500 - 999   | 32,651  | 10.5% | 695    |
| Green  | Next 78     | 250 - 499   | 26,906  | 8.6%  | 345    |
| Blue   | 80 Smallest | 52 - 249    | 14,016  | 4.5%  | 175    |
|        |             |             | 312,093 | 100%  |        |

| School Name             | GF Levy Changes: |              |                |           | State Aid Changes: |             |             | Nebr. Plan State Aid Changes: |            |         |
|-------------------------|------------------|--------------|----------------|-----------|--------------------|-------------|-------------|-------------------------------|------------|---------|
|                         | 22-23            | 23-24 GF     | 23-24 Nebr.    | Valuation | 22-23              | 23-24       | 22-23 to    | 23-24 State                   | 22-23 to   | Formula |
|                         | General          | Levy         | Plan Potential |           |                    |             |             | Aid with                      | 23-24      |         |
|                         | Fund             | w/\$1500     | GF Levy, Ag @  | per       | 22-23              | Current     | State Aid   | Nebr. Plan,                   | Nebraska   |         |
| Levy                    | Aid              | 30%, Other @ | Formula        | State Aid | State Aid          | Change      | Ag @ 30%,   | Plan State                    | Students   |         |
|                         |                  | 70% + \$1500 | @              | Student   |                    |             |             | Other @ 70%                   | Aid Change |         |
| (Color Code @ G252)     |                  |              |                |           |                    |             |             |                               |            |         |
| OMAHA PUBLIC SCHOOLS    | 0.9995           | 0.9864       | 0.7470         | 644,537   | 285,701,561        | 285,573,656 | -127,905    | 362,202,745                   | 76,501,184 | 49,661  |
| LINCOLN PUBLIC SCHOOLS  | 1.0500           | 0.9348       | 0.7088         | 876,982   | 114,733,599        | 104,411,057 | -10,322,542 | 183,882,240                   | 69,148,641 | 40,095  |
| MILLARD PUBLIC SCHOOLS  | 1.0540           | 0.9421       | 0.6978         | 660,912   | 73,745,204         | 74,330,641  | 585,437     | 111,217,891                   | 37,472,687 | 22,849  |
| ELKHORN PUBLIC SCHOOL   | 1.0226           | 0.8996       | 0.7359         | 907,128   | 17,028,723         | 20,055,996  | 3,027,273   | 36,368,015                    | 19,339,292 | 10,985  |
| PAPILLION LA VISTA COMM | 1.0070           | 0.9273       | 0.6945         | 749,821   | 31,907,704         | 28,670,376  | -3,237,328  | 49,006,559                    | 17,098,855 | 11,651  |
| GRETNA PUBLIC SCHOOLS   | 1.0045           | 0.8955       | 0.6689         | 758,894   | 19,783,754         | 23,535,372  | 3,751,618   | 34,380,929                    | 14,597,175 | 6,306   |
| GRAND ISLAND PUBLIC SC  | 1.0400           | 0.9500       | 0.7154         | 494,030   | 60,585,718         | 63,649,335  | 3,063,617   | 74,398,749                    | 13,813,031 | 9,275   |
| BELLEVUE PUBLIC SCHOOL  | 1.0500           | 1.0400       | 0.8013         | 495,820   | 49,714,733         | 52,228,116  | 2,513,383   | 63,055,928                    | 13,341,195 | 9,148   |
| KEARNEY PUBLIC SCHOOLS  | 1.0165           | 0.9828       | 0.7198         | 826,269   | 10,076,421         | 10,025,855  | -50,566     | 22,354,024                    | 12,277,603 | 5,673   |
| FREMONT PUBLIC SCHOOL   | 1.0051           | 0.9197       | 0.6761         | 696,552   | 19,843,494         | 20,552,905  | 709,411     | 29,000,224                    | 9,156,730  | 4,979   |
| NORFOLK PUBLIC SCHOOL   | 1.0000           | 0.9513       | 0.6940         | 783,233   | 10,746,182         | 10,417,758  | -328,424    | 19,103,787                    | 8,357,605  | 4,309   |
| WESTSIDE COMMUNITY SC   | 1.0750           | 0.8700       | 0.8700         | 787,180   | 21,426,736         | 29,258,477  | 7,831,741   | 29,258,477                    | 7,831,741  | 6,109   |
| NORTH PLATTE PUBLIC SC  | 1.0201           | 0.9949       | 0.7340         | 824,842   | 10,492,154         | 9,913,075   | -579,079    | 17,569,925                    | 7,077,771  | 3,559   |
| SCOTTSBLUFF PUBLIC SCH  | 1.0133           | 0.8289       | 0.5627         | 555,632   | 16,376,645         | 18,480,589  | 2,103,944   | 23,384,803                    | 7,008,158  | 3,316   |
| NORRIS SCHOOL DIST 160  | 1.0068           | 0.8007       | 0.5618         | 925,703   | 4,376,607          | 5,324,230   | 947,623     | 10,692,763                    | 6,316,156  | 2,428   |
| SCHUYLER COMMUNITY SC   | 0.9537           | 0.9171       | 0.5287         | 910,078   | 4,972,207          | 4,786,716   | -185,491    | 11,218,778                    | 6,246,571  | 1,820   |
| WAVERLY SCHOOL DISTRIC  | 1.0260           | 0.8616       | 0.7233         | 936,523   | 352,528            | 3,566,936   | 3,214,408   | 6,299,295                     | 5,946,767  | 2,109   |
| COLUMBUS PUBLIC SCHO    | 1.0115           | 1.0158       | 0.7651         | 697,895   | 15,082,475         | 14,235,067  | -847,408    | 20,978,126                    | 5,895,651  | 3,853   |
| CRETE PUBLIC SCHOOLS    | 0.9128           | 0.8335       | 0.5189         | 703,346   | 9,798,429          | 10,666,816  | 868,387     | 15,256,721                    | 5,458,292  | 2,074   |
| BENNINGTON PUBLIC SCH   | 1.0490           | 0.9520       | 0.7259         | 637,920   | 19,890,288         | 19,508,274  | -382,014    | 25,329,089                    | 5,438,801  | 4,036   |
| YORK PUBLIC SCHOOLS     | 1.0048           | 0.9615       | 0.6606         | 901,855   | 2,353,000          | 3,080,294   | 727,294     | 7,012,260                     | 4,659,260  | 1,449   |
| COZAD COMMUNITY SCH     | 1.0108           | 0.9860       | 0.5973         | 1,007,360 | 2,041,715          | 2,879,448   | 837,733     | 6,429,439                     | 4,387,724  | 907     |
| WAYNE COMMUNITY SCH     | 0.9337           | 0.7931       | 0.5162         | 1,242,058 | 670,072            | 1,714,961   | 1,044,889   | 4,993,724                     | 4,323,652  | 953     |
| ASHLAND-GREENWOOD P     | 0.7650           | 0.6379       | 0.4382         | 1,261,066 | 224,959            | 1,884,669   | 1,659,710   | 4,528,730                     | 4,303,771  | 1,050   |
| ALLIANCE PUBLIC SCHOOL  | 0.9301           | 0.9036       | 0.5627         | 970,259   | 2,387,535          | 2,437,991   | 50,456      | 6,645,085                     | 4,257,550  | 1,272   |
| FALLS CITY PUBLIC SCHO  | 0.9760           | 0.7599       | 0.4793         | 1,450,329 | 322,878            | 1,483,061   | 1,160,183   | 4,572,428                     | 4,249,550  | 759     |
| WAHOO PUBLIC SCHOOLS    | 0.8893           | 0.7799       | 0.5802         | 1,243,060 | 255,128            | 1,810,729   | 1,555,601   | 4,421,514                     | 4,166,386  | 1,052   |
| GOTHENBURG PUBLIC SCH   | 1.0067           | 0.9449       | 0.6107         | 1,176,756 | 794,827            | 1,729,111   | 934,284     | 4,944,570                     | 4,149,743  | 818     |
| NEBRASKA CITY PUBLIC SC | 1.0407           | 0.8916       | 0.5667         | 867,115   | 4,478,555          | 4,763,288   | 284,733     | 8,568,554                     | 4,089,999  | 1,351   |
| BEATRICE PUBLIC SCHOOL  | 0.9094           | 0.8832       | 0.5928         | 823,962   | 5,836,187          | 5,354,063   | -482,124    | 9,886,652                     | 4,050,465  | 1,894   |
| LEXINGTON PUBLIC SCHO   | 1.0200           | 0.9338       | 0.5961         | 427,045   | 24,191,229         | 23,709,956  | -481,273    | 28,040,499                    | 3,849,270  | 3,002   |
| FAIRBURY PUBLIC SCHOOL  | 0.9130           | 0.8760       | 0.6713         | 1,534,591 | 106,631            | 1,355,674   | 1,249,043   | 3,944,945                     | 3,838,314  | 824     |

| School Name             | GF Levy Changes: |              |                |           | State Aid Changes: |            |             | Nebr. Plan State Aid Changes: |           |         |
|-------------------------|------------------|--------------|----------------|-----------|--------------------|------------|-------------|-------------------------------|-----------|---------|
|                         | 22-23            | 23-24 GF     | 23-24 Nebr.    | Valuation | 22-23              | 23-24      | 22-23 to    | 23-24 State                   | 22-23 to  | Formula |
|                         | General          | Levy         | Plan Potential |           |                    |            |             |                               |           |         |
|                         | Fund             | w/\$1500     | GF Levy, Ag @  | 22-23     | Current            | State Aid  | Nebr. Plan, | Nebraska                      |           |         |
| Levy                    | Aid              | 30%, Other @ | State Aid      | State Aid | Change             | Ag @ 30%,  | Plan State  | Students                      |           |         |
|                         |                  | 70% + \$1500 | Formula        |           |                    |            | Other @ 70% | Aid Change                    |           |         |
| SYRACUSE-DUNBAR-AVOC    | 0.9167           | 0.7518       | 0.4924         | 1,367,710 | 119,774            | 1,290,212  | 1,170,438   | 3,950,312                     | 3,830,538 | 750     |
| HOLDREGE PUBLIC SCHOO   | 0.9056           | 0.8605       | 0.6826         | 1,280,268 | 185,200            | 1,689,741  | 1,504,541   | 3,903,307                     | 3,718,107 | 972     |
| HASTINGS PUBLIC SCHOO   | 1.1200           | 1.1000       | 0.8660         | 466,705   | 20,695,309         | 20,627,181 | -68,128     | 24,302,911                    | 3,607,602 | 3,366   |
| WAKEFIELD PUBLIC SCHOO  | 0.8965           | 0.7018       | 0.3258         | 1,170,689 | 1,439,986          | 2,697,039  | 1,257,053   | 5,029,063                     | 3,589,077 | 530     |
| AUBURN PUBLIC SCHOOLS   | 1.0335           | 0.9175       | 0.5318         | 904,378   | 3,577,229          | 4,088,504  | 511,275     | 7,080,042                     | 3,502,813 | 858     |
| BROKEN BOW PUBLIC SCH   | 0.8546           | 0.7631       | 0.5307         | 1,265,423 | 104,198            | 1,297,343  | 1,193,145   | 3,592,499                     | 3,488,301 | 781     |
| BLAIR COMMUNITY SCHOO   | 0.9050           | 0.6292       | 0.6230         | 1,211,465 | 438,874            | 3,752,253  | 3,313,379   | 3,915,575                     | 3,476,701 | 2,173   |
| GORDON-RUSHVILLE PUBL   | 0.8947           | 0.7838       | 0.5367         | 2,047,906 | 55,450             | 818,398    | 762,948     | 3,366,895                     | 3,311,445 | 504     |
| MILFORD PUBLIC SCHOOL   | 0.9158           | 0.9158       | 0.5615         | 999,566   | 2,144,312          | 2,557,022  | 412,710     | 5,363,129                     | 3,218,817 | 792     |
| PIERCE PUBLIC SCHOOLS   | 0.8800           | 0.7934       | 0.5736         | 1,443,402 | 599,115            | 1,484,060  | 884,945     | 3,598,995                     | 2,999,880 | 667     |
| OAKLAND CRAIG PUBLIC S  | 0.9944           | 0.8993       | 0.4981         | 1,626,358 | 152,291            | 628,673    | 476,382     | 3,115,023                     | 2,962,732 | 381     |
| GERING PUBLIC SCHOOLS   | 1.0499           | 1.0499       | 0.7810         | 538,450   | 9,193,241          | 9,551,705  | 358,464     | 12,148,598                    | 2,955,357 | 1,793   |
| WILBER-CLATONIA PUBLIC  | 0.9386           | 0.8490       | 0.5334         | 1,260,656 | 771,372            | 1,330,107  | 558,735     | 3,710,698                     | 2,939,326 | 598     |
| PALMYRA DISTRICT O R 1  | 0.8679           | 0.7568       | 0.4356         | 1,200,073 | 1,306,530          | 1,720,683  | 414,153     | 4,230,785                     | 2,924,255 | 651     |
| ARLINGTON PUBLIC SCHOO  | 0.9516           | 0.7565       | 0.5242         | 1,320,398 | 1,189,624          | 2,038,800  | 849,176     | 4,087,756                     | 2,898,132 | 668     |
| SEWARD PUBLIC SCHOOLS   | 0.8472           | 0.7038       | 0.6661         | 1,341,591 | 288,134            | 2,460,649  | 2,172,515   | 3,175,085                     | 2,886,951 | 1,414   |
| ST PAUL PUBLIC SCHOOLS  | 0.9844           | 0.9608       | 0.5576         | 1,096,297 | 1,957,308          | 1,818,598  | -138,710    | 4,743,115                     | 2,785,807 | 662     |
| RAYMOND CENTRAL PUBL    | 0.9621           | 0.8590       | 0.6012         | 1,406,244 | 981,566            | 1,208,095  | 226,529     | 3,744,535                     | 2,762,969 | 700     |
| JOHNSON CO CENTRAL PU   | 0.9617           | 0.8399       | 0.5930         | 1,697,138 | 57,928             | 789,594    | 731,666     | 2,789,060                     | 2,731,132 | 477     |
| MADISON PUBLIC SCHOOL   | 0.7776           | 0.6979       | 0.4846         | 1,897,387 | 81,316             | 818,170    | 736,854     | 2,789,515                     | 2,708,199 | 487     |
| CENTRAL CITY PUBLIC SCH | 0.8720           | 0.7594       | 0.6210         | 1,617,148 | 102,538            | 1,199,519  | 1,096,981   | 2,810,441                     | 2,707,903 | 720     |
| BRIDGEPORT PUBLIC SCHC  | 1.0480           | 0.9540       | 0.7169         | 1,438,514 | 672,957            | 1,581,295  | 908,338     | 3,253,265                     | 2,580,308 | 490     |
| CENTURA PUBLIC SCHOOL   | 0.9790           | 0.9097       | 0.6210         | 1,523,638 | 366,704            | 993,805    | 627,101     | 2,884,945                     | 2,518,241 | 430     |
| BATTLE CREEK PUBLIC SCH | 0.7034           | 0.6677       | 0.4505         | 1,393,955 | 879,768            | 1,742,595  | 862,827     | 3,385,756                     | 2,505,988 | 543     |
| MINDEN PUBLIC SCHOOLS   | 0.7897           | 0.6779       | 0.5872         | 1,755,298 | 109,700            | 1,324,923  | 1,215,223   | 2,584,900                     | 2,475,200 | 791     |
| PLATTSMOUTH COMMUN      | 1.0496           | 1.0499       | 0.7694         | 750,287   | 4,655,658          | 4,156,755  | -498,903    | 7,042,971                     | 2,387,313 | 1,372   |
| SUPERIOR PUBLIC SCHOOL  | 0.9043           | 1.0152       | 0.5710         | 1,456,244 | 998,217            | 892,938    | -105,279    | 3,354,919                     | 2,356,702 | 381     |
| ELMWOOD-MURDOCK PU      | 0.8349           | 0.7992       | 0.4445         | 1,229,198 | 947,055            | 1,352,755  | 405,700     | 3,301,156                     | 2,354,101 | 447     |
| GIBBON PUBLIC SCHOOLS   | 0.9940           | 0.9482       | 0.5765         | 1,290,833 | 1,313,704          | 1,132,886  | -180,818    | 3,632,456                     | 2,318,752 | 521     |
| CHADRON PUBLIC SCHOOL   | 0.9818           | 0.9893       | 0.6576         | 740,817   | 4,611,004          | 4,676,167  | 65,163      | 6,914,242                     | 2,303,238 | 911     |
| STANTON COMMUNITY SC    | 0.8915           | 0.8260       | 0.5648         | 1,808,886 | 153,953            | 663,869    | 509,916     | 2,453,348                     | 2,299,395 | 379     |
| MC COOK PUBLIC SCHOOL   | 0.9679           | 0.9272       | 0.6317         | 727,634   | 6,093,643          | 5,527,650  | -565,993    | 8,388,796                     | 2,295,153 | 1,330   |
| RALSTON PUBLIC SCHOOL   | 1.0112           | 0.9161       | 0.7778         | 728,098   | 10,502,619         | 9,554,688  | -947,931    | 12,790,534                    | 2,287,915 | 3,214   |

| School Name             | GF Levy Changes: |              |                |           | State Aid Changes: |            |           | Nebr. Plan State Aid Changes: |            |          |
|-------------------------|------------------|--------------|----------------|-----------|--------------------|------------|-----------|-------------------------------|------------|----------|
|                         | 22-23            | 23-24 GF     | 23-24 Nebr.    | Valuation | 22-23              | 23-24      | 22-23 to  | 23-24 State                   | 22-23 to   | Formula  |
|                         | General          | Levy         | Plan Potential |           |                    |            |           |                               |            |          |
|                         | Fund             | w/\$1500     | GF Levy, Ag @  | per       | State Aid          | State Aid  | State Aid | Nebr. Plan,                   | Nebraska   |          |
| Levy                    | Aid              | 30%, Other @ | Formula        | State Aid | State Aid          | Change     | Ag @ 30%, | Plan State                    |            |          |
|                         |                  | 70% + \$1500 | Student        |           |                    |            |           | Other @ 70%                   | Aid Change | Students |
| CEDAR BLUFFS PUBLIC SCH | 0.8478           | 0.7563       | 0.3314         | 794,448   | 3,106,056          | 3,890,785  | 784,729   | 5,385,797                     | 2,279,741  | 443      |
| ELKHORN VALLEY SCHOOL   | 0.7843           | 0.7128       | 0.5048         | 1,850,569 | 56,480             | 710,540    | 654,060   | 2,312,794                     | 2,256,314  | 416      |
| ORD PUBLIC SCHOOLS      | 0.8090           | 0.7456       | 0.5798         | 1,713,082 | 102,351            | 851,459    | 749,108   | 2,309,458                     | 2,207,107  | 513      |
| WOOD RIVER RURAL SCH    | 0.9904           | 0.9192       | 0.7411         | 1,806,653 | 61,525             | 771,516    | 709,991   | 2,266,941                     | 2,205,416  | 465      |
| BOYD COUNTY SCHOOLS     | 0.6768           | 0.6807       | 0.4159         | 2,216,121 | 179,881            | 563,224    | 383,343   | 2,376,941                     | 2,197,060  | 309      |
| SIDNEY PUBLIC SCHOOLS   | 1.0500           | 1.0500       | 0.7677         | 664,614   | 5,713,125          | 5,675,851  | -37,274   | 7,865,207                     | 2,152,082  | 1,167    |
| PENDER PUBLIC SCHOOLS   | 0.8204           | 0.7442       | 0.5116         | 1,671,000 | 583,709            | 1,171,332  | 587,623   | 2,720,323                     | 2,136,614  | 399      |
| O'NEILL PUBLIC SCHOOLS  | 0.8117           | 0.8041       | 0.7135         | 1,519,545 | 253,889            | 1,295,500  | 1,041,611 | 2,366,284                     | 2,112,395  | 778      |
| FULLERTON PUBLIC SCH    | 0.8709           | 0.7804       | 0.4912         | 1,928,983 | 33,935             | 479,500    | 445,565   | 2,108,970                     | 2,075,035  | 292      |
| FRANKLIN PUBLIC SCH     | 0.9744           | 0.8755       | 0.5518         | 1,908,697 | 141,176            | 608,140    | 466,964   | 2,201,948                     | 2,060,772  | 258      |
| HERSHEY PUBLIC SCHOOLS  | 0.9196           | 0.7580       | 0.5898         | 1,174,477 | 1,875,148          | 2,822,223  | 947,075   | 3,879,256                     | 2,004,108  | 535      |
| WEeping WATER PUBLIC S  | 1.0587           | 1.0475       | 0.6431         | 1,571,437 | 190,439            | 459,751    | 269,312   | 2,180,438                     | 1,989,999  | 271      |
| DONIPHAN-TRUMBULL PU    | 0.8857           | 0.8158       | 0.6412         | 1,811,628 | 82,944             | 734,472    | 651,528   | 2,067,995                     | 1,985,051  | 421      |
| FREEMAN PUBLIC SCH      | 0.8072           | 0.6225       | 0.4208         | 1,393,067 | 951,632            | 1,648,424  | 696,792   | 2,933,193                     | 1,981,561  | 457      |
| ELM CREEK PUBLIC SCH    | 0.9232           | 0.8784       | 0.4838         | 1,368,289 | 610,385            | 786,142    | 175,757   | 2,560,095                     | 1,949,710  | 329      |
| PLEASANTON PUBLIC SCH   | 0.8641           | 0.8456       | 0.4280         | 1,440,121 | 499,421            | 622,000    | 122,579   | 2,406,169                     | 1,906,748  | 297      |
| ARAPAHOE PUBLIC SCH     | 0.7100           | 0.6720       | 0.3993         | 1,772,721 | 158,694            | 586,437    | 427,743   | 2,061,907                     | 1,903,213  | 305      |
| JOHNSON-BROCK PUBLIC S  | 0.5871           | 0.4564       | 0.1628         | 1,562,721 | 817,148            | 1,180,615  | 363,467   | 2,717,181                     | 1,900,033  | 335      |
| PONCA PUBLIC SCHOOLS    | 1.0376           | 0.9177       | 0.5514         | 1,199,411 | 1,758,950          | 1,794,748  | 35,798    | 3,656,313                     | 1,897,363  | 424      |
| SUTHERLAND PUBLIC SCH   | 1.0354           | 0.9768       | 0.6533         | 1,602,188 | 238,043            | 606,774    | 368,731   | 2,098,702                     | 1,860,659  | 288      |
| CONESTOGA PUBLIC SCH    | 0.8996           | 0.8211       | 0.7288         | 1,418,836 | 104,662            | 1,107,169  | 1,002,507 | 1,964,017                     | 1,859,355  | 654      |
| SOUTHERN SCHOOL DISTR   | 1.0000           | 0.9750       | 0.5271         | 1,216,370 | 1,649,835          | 1,530,406  | -119,429  | 3,480,673                     | 1,830,838  | 358      |
| PALMER PUBLIC SCHOOLS   | 0.9085           | 0.8772       | 0.4087         | 1,079,477 | 1,441,843          | 1,721,292  | 279,449   | 3,252,305                     | 1,810,462  | 303      |
| WAUSA PUBLIC SCHOOLS    | 0.8826           | 0.7566       | 0.3999         | 1,978,971 | 25,536             | 386,561    | 361,025   | 1,831,437                     | 1,805,901  | 205      |
| HOMER COMMUNITY SCH     | 0.6323           | 0.6096       | 0.2120         | 1,173,086 | 1,957,235          | 1,850,076  | -107,159  | 3,763,010                     | 1,805,775  | 410      |
| AMHERST PUBLIC SCH      | 0.7929           | 0.6596       | 0.2276         | 1,068,377 | 1,973,156          | 2,091,214  | 118,058   | 3,777,573                     | 1,804,417  | 365      |
| LOGAN VIEW PUBLIC SCH   | 0.6629           | 0.5854       | 0.4781         | 1,706,850 | 835,786            | 1,562,403  | 726,617   | 2,629,045                     | 1,793,259  | 582      |
| HITCHCOCK CO SCH SYSTE  | 0.8809           | 0.8439       | 0.5273         | 1,678,690 | 185,329            | 458,632    | 273,303   | 1,971,805                     | 1,786,476  | 285      |
| NORTHWEST PUBLIC SCH    | 0.7373           | 0.5307       | 0.5307         | 786,869   | 8,302,564          | 10,083,571 | 1,781,007 | 10,083,571                    | 1,781,007  | 1,434    |
| AURORA PUBLIC SCHOOLS   | 0.8482           | 0.7816       | 0.7816         | 1,623,394 | 216,575            | 1,993,031  | 1,776,456 | 1,993,031                     | 1,776,456  | 1,159    |
| KIMBALL PUBLIC SCHOOLS  | 0.9697           | 0.8245       | 0.6372         | 1,743,036 | 51,679             | 615,620    | 563,941   | 1,820,411                     | 1,768,732  | 369      |
| BLUE HILL COMMUNITY SC  | 0.9443           | 0.8233       | 0.4801         | 1,404,052 | 734,337            | 1,074,893  | 340,556   | 2,486,996                     | 1,752,659  | 293      |
| SPRINGFIELD PLATTEVIEW  | 0.5485           | 0.4148       | 0.4148         | 2,638,881 | 1,172,329          | 2,922,314  | 1,749,985 | 2,922,314                     | 1,749,985  | 1,148    |

| School Name                    | GF Levy Changes: |              |                |           | State Aid Changes: |            |             | Nebr. Plan State Aid Changes: |           |         |
|--------------------------------|------------------|--------------|----------------|-----------|--------------------|------------|-------------|-------------------------------|-----------|---------|
|                                | 22-23            | 23-24 GF     | 23-24 Nebr.    | Valuation | 22-23              | 23-24      | 22-23 to    | 23-24 State                   | 22-23 to  | Formula |
|                                | General          | Levy         | Plan Potential |           |                    |            |             |                               |           |         |
|                                | Fund             | w/\$1500     | GF Levy, Ag @  | per       | State Aid          | State Aid  | State Aid   | Nebr. Plan,                   | Nebraska  |         |
| Levy                           | Aid              | 30%, Other @ | Formula        | State Aid | State Aid          | Change     | Ag @ 30%,   | Plan State                    |           |         |
|                                |                  | 70% + \$1500 | Student        |           |                    |            | Other @ 70% | Aid Change                    | Students  |         |
| HARVARD PUBLIC SCHOOLS         | 0.9855           | 0.9216       | 0.5356         | 2,007,405 | 106,614            | 333,502    | 226,888     | 1,852,856                     | 1,746,242 | 196     |
| SUMNER-EDDYVILLE-MILL          | 0.9555           | 0.8749       | 0.5183         | 1,919,061 | 246,512            | 518,053    | 271,541     | 1,974,492                     | 1,727,980 | 213     |
| SO SIOUX CITY COMMUNITY        | 1.0500           | 1.0248       | 0.7958         | 392,579   | 29,636,963         | 28,080,882 | -1,556,081  | 31,357,996                    | 1,721,033 | 3,646   |
| WAUNETA-PALISADE PUBLIC        | 0.7886           | 0.7401       | 0.4000         | 1,920,806 | 63,643             | 365,712    | 302,069     | 1,782,417                     | 1,718,774 | 217     |
| DOUGLAS CO WEST COMMUNITY      | 0.6970           | 0.5665       | 0.5665         | 1,680,246 | 1,061,300          | 2,745,057  | 1,683,757   | 2,745,057                     | 1,683,757 | 977     |
| PAWNEE CITY PUBLIC SCHOOLS     | 0.8921           | 0.8796       | 0.3688         | 1,349,534 | 1,191,368          | 1,120,089  | -71,279     | 2,874,924                     | 1,683,556 | 255     |
| BANCROFT-ROSALIE COMMUNITY     | 0.6960           | 0.5104       | 0.2205         | 1,691,856 | 825,281            | 1,129,482  | 304,201     | 2,506,118                     | 1,680,837 | 281     |
| LOUISVILLE PUBLIC SCHOOLS      | 1.0101           | 1.0200       | 0.7486         | 1,072,407 | 1,645,882          | 1,431,241  | -214,641    | 3,320,700                     | 1,674,818 | 649     |
| SARGENT PUBLIC SCHOOLS         | 0.8268           | 0.8040       | 0.4266         | 2,300,932 | 11,073             | 259,438    | 248,365     | 1,682,855                     | 1,671,782 | 164     |
| SUTTON PUBLIC SCHOOLS          | 0.6428           | 0.5686       | 0.4526         | 2,057,735 | 238,678            | 931,273    | 692,595     | 1,910,008                     | 1,671,330 | 410     |
| CREIGHTON COMMUNITY SCHOOLS    | 0.8882           | 0.7713       | 0.5520         | 2,027,037 | 43,512             | 464,398    | 420,886     | 1,691,849                     | 1,648,337 | 276     |
| TEKAMAH-HERMAN COMMUNITY       | 0.7134           | 0.5806       | 0.5010         | 2,115,172 | 65,840             | 842,401    | 776,561     | 1,702,719                     | 1,636,879 | 511     |
| OVERTON PUBLIC SCHOOLS         | 0.9800           | 0.9437       | 0.5502         | 1,494,475 | 706,715            | 801,260    | 94,545      | 2,267,560                     | 1,560,845 | 249     |
| THAYER CENTRAL COMMUNITY       | 0.6627           | 0.6076       | 0.5056         | 2,347,190 | 59,078             | 660,130    | 601,052     | 1,610,596                     | 1,551,518 | 397     |
| LAKEVIEW COMMUNITY SCHOOLS     | 0.5921           | 0.5080       | 0.5080         | 1,901,507 | 324,703            | 1,857,093  | 1,532,390   | 1,857,093                     | 1,532,390 | 910     |
| ANSLEY PUBLIC SCHOOLS          | 0.8152           | 0.8030       | 0.4559         | 1,831,621 | 16,720             | 314,049    | 297,329     | 1,544,822                     | 1,528,102 | 194     |
| STERLING PUBLIC SCHOOLS        | 0.9218           | 0.8770       | 0.5272         | 1,782,006 | 33,989             | 322,663    | 288,674     | 1,552,327                     | 1,518,338 | 197     |
| MORRILL PUBLIC SCHOOLS         | 1.0053           | 0.9990       | 0.6585         | 1,502,225 | 2,041,821          | 2,014,178  | -27,643     | 3,553,171                     | 1,511,350 | 301     |
| KENESAW PUBLIC SCHOOLS         | 0.8103           | 0.7438       | 0.5347         | 1,891,679 | 291,399            | 730,591    | 439,192     | 1,788,458                     | 1,497,059 | 267     |
| SUMMERLAND PUBLIC SCHOOLS      | 0.5408           | 0.5029       | 0.4279         | 2,752,966 | 36,890             | 669,077    | 632,187     | 1,533,872                     | 1,496,982 | 419     |
| RED CLOUD COMMUNITY SCHOOLS    | 0.8159           | 0.7992       | 0.5295         | 1,882,556 | 435,872            | 714,279    | 278,407     | 1,900,348                     | 1,464,476 | 234     |
| BURWELL PUBLIC SCHOOLS         | 0.9742           | 0.9024       | 0.6770         | 1,887,025 | 453,582            | 787,617    | 334,035     | 1,908,031                     | 1,454,449 | 263     |
| MALCOLM PUBLIC SCHOOLS         | 0.7854           | 0.7035       | 0.3971         | 841,726   | 3,661,968          | 3,480,797  | -181,171    | 5,110,800                     | 1,448,832 | 632     |
| EMERSON-HUBBARD PUBLIC SCHOOLS | 0.7880           | 0.6861       | 0.4806         | 2,093,298 | 36,287             | 411,202    | 374,915     | 1,477,577                     | 1,441,290 | 248     |
| AXTELL COMMUNITY SCHOOLS       | 0.8157           | 0.7957       | 0.6462         | 1,942,125 | 276,929            | 838,272    | 561,343     | 1,708,291                     | 1,431,362 | 300     |
| ADAMS CENTRAL PUBLIC SCHOOLS   | 0.6561           | 0.6068       | 0.6068         | 2,205,944 | 665,425            | 2,092,869  | 1,427,444   | 2,092,869                     | 1,427,444 | 935     |
| SHELTON PUBLIC SCHOOLS         | 1.0319           | 1.0495       | 0.6647         | 1,614,312 | 498,825            | 409,256    | -89,569     | 1,922,773                     | 1,423,948 | 244     |
| LYONS-DECATUR NORTHEAST        | 0.8368           | 0.7068       | 0.5462         | 2,454,756 | 35,770             | 424,356    | 388,586     | 1,436,328                     | 1,400,558 | 257     |
| HEMINGFORD PUBLIC SCHOOLS      | 0.8917           | 0.8805       | 0.7520         | 1,885,679 | 739,457            | 1,228,292  | 488,835     | 2,138,534                     | 1,399,077 | 376     |
| DORCHESTER PUBLIC SCHOOLS      | 0.7345           | 0.7449       | 0.4600         | 1,880,563 | 276,606            | 503,514    | 226,908     | 1,666,506                     | 1,389,900 | 217     |
| CLARKSON PUBLIC SCHOOLS        | 0.7717           | 0.7290       | 0.4974         | 2,257,468 | 112,562            | 410,912    | 298,350     | 1,499,751                     | 1,387,189 | 208     |
| CHAMBERS PUBLIC SCHOOLS        | 0.7965           | 0.7582       | 0.3374         | 2,567,409 | 107,504            | 219,682    | 112,178     | 1,493,826                     | 1,386,322 | 118     |
| ALMA PUBLIC SCHOOLS            | 0.8814           | 0.8800       | 0.5450         | 1,318,680 | 1,547,027          | 1,368,382  | -178,645    | 2,920,837                     | 1,373,810 | 351     |

| School Name                              | GF Levy Changes: |              |                |              | State Aid Changes: |           |           | Nebr. Plan State Aid Changes: |            |          |
|--|------------------|--------------|----------------|--------------|--------------------|-----------|-----------|-------------------------------|------------|----------|
|  | 22-23            | 23-24 GF     | 23-24 Nebr.    | Valuation    | 22-23              | 23-24     | 22-23 to  | 23-24 State                   | 22-23 to   | Formula  |
|  | General          | Levy         | Plan Potential |              |                    |           |           |                               |            |          |
|  | Fund             | w/\$1500     | GF Levy, Ag @  | 30%, Other @ | State Aid          | State Aid | State Aid | Nebr. Plan,                   | Nebraska   |          |
| Levy                                     | Aid              | 70% + \$1500 | 70% + \$1500   | Change       | Change             | Change    | Ag @ 30%, | Plan State                    |            |          |
|  |                  |              | Formula        | per          |                    |           |           | Other @ 70%                   | Aid Change | Students |
| SOUTHERN VALLEY SCHOOL DISTRICT          | 0.7798           | 0.7047       | 0.6149         | 2,514,991    | 38,303             | 588,987   | 550,684   | 1,405,638                     | 1,367,335  | 362      |
| CAMBRIDGE PUBLIC SCHOOLS                 | 0.9201           | 0.8623       | 0.4664         | 1,509,194    | 1,012,161          | 861,150   | -151,011  | 2,373,440                     | 1,361,279  | 253      |
| SHELBY - RISING CITY PUBLIC SCHOOLS      | 0.6500           | 0.6167       | 0.5301         | 2,208,870    | 532,665            | 1,161,760 | 629,095   | 1,889,866                     | 1,357,201  | 381      |
| WELLSVILLE-NEIGHBORHOODS SCHOOL DISTRICT | 0.8983           | 0.8997       | 0.7583         | 1,874,859    | 51,102             | 551,086   | 499,984   | 1,403,595                     | 1,352,493  | 322      |
| WELLSVILLE-NEIGHBORHOODS SCHOOL DISTRICT | 0.9197           | 0.9517       | 0.5274         | 2,646,786    | 14,989             | 188,979   | 173,990   | 1,359,799                     | 1,344,810  | 104      |
| FRIEND PUBLIC SCHOOLS                    | 0.7548           | 0.6990       | 0.4912         | 2,051,987    | 40,367             | 386,680   | 346,313   | 1,363,176                     | 1,322,809  | 229      |
| WELLSVILLE-NEIGHBORHOODS SCHOOL DISTRICT | 0.7710           | 0.7098       | 0.5094         | 2,175,174    | 191,560            | 496,049   | 304,489   | 1,500,640                     | 1,309,080  | 230      |
| MEDICINE VALLEY PUBLIC SCHOOLS           | 0.9830           | 1.0271       | 0.6105         | 1,611,231    | 953,088            | 941,033   | -12,055   | 2,258,255                     | 1,305,167  | 196      |
| WELLSVILLE-NEIGHBORHOODS SCHOOL DISTRICT | 0.7698           | 0.7407       | 0.6123         | 2,336,348    | 29,497             | 464,713   | 435,216   | 1,319,243                     | 1,289,746  | 285      |
| BANNER COUNTY PUBLIC SCHOOLS             | 0.8575           | 0.7906       | 0.4523         | 2,277,977    | 479,894            | 649,304   | 169,410   | 1,768,208                     | 1,288,314  | 145      |
| BAYARD PUBLIC SCHOOLS                    | 1.0075           | 0.9868       | 0.6253         | 1,142,377    | 1,845,655          | 1,845,749 | 94        | 3,123,363                     | 1,277,708  | 309      |
| WINNEBAGO PUBLIC SCHOOLS                 | 1.0463           | 1.0478       | 0.6380         | 213,712      | 6,818,557          | 7,546,712 | 728,155   | 8,054,313                     | 1,235,756  | 580      |
| WELLSVILLE-NEIGHBORHOODS SCHOOL DISTRICT | 0.7972           | 0.6990       | 0.6990         | 1,861,280    | 138,007            | 1,371,322 | 1,233,315 | 1,371,322                     | 1,233,315  | 807      |
| MC COOL JUNCTION PUBLIC SCHOOLS          | 0.8110           | 0.7492       | 0.4971         | 1,637,874    | 913,700            | 1,169,500 | 255,800   | 2,138,172                     | 1,224,472  | 235      |
| CODY-KILGORE PUBLIC SCHOOLS              | 0.8989           | 0.7589       | 0.3034         | 1,384,899    | 1,216,698          | 1,464,566 | 247,868   | 2,434,037                     | 1,217,339  | 154      |
| GILTNER PUBLIC SCHOOLS                   | 0.7853           | 0.7403       | 0.5108         | 1,723,603    | 862,211            | 1,180,926 | 318,715   | 2,059,380                     | 1,197,169  | 222      |
| ARTHUR COUNTY SCHOOLS                    | 0.8476           | 0.8529       | 0.4827         | 2,356,569    | 293,367            | 460,645   | 167,278   | 1,477,848                     | 1,184,481  | 117      |
| FORT CALHOUN COMMUNITY SCHOOLS           | 0.9500           | 0.9500       | 0.7200         | 791,392      | 4,129,058          | 3,844,010 | -285,048  | 5,279,543                     | 1,150,485  | 789      |
| CALLAWAY PUBLIC SCHOOLS                  | 0.7147           | 0.6693       | 0.4893         | 3,011,274    | 25,187             | 271,313   | 246,126   | 1,141,801                     | 1,116,614  | 161      |
| HAYES CENTER PUBLIC SCHOOLS              | 0.7556           | 0.6668       | 0.4474         | 3,105,288    | 8,798              | 209,843   | 201,045   | 1,107,299                     | 1,098,501  | 132      |
| OSCEOLA PUBLIC SCHOOLS                   | 0.7303           | 0.7855       | 0.6492         | 2,511,987    | 36,498             | 372,250   | 335,752   | 1,128,246                     | 1,091,748  | 221      |
| MITCHELL PUBLIC SCHOOLS                  | 0.8795           | 0.7921       | 0.4723         | 624,532      | 4,724,490          | 4,660,291 | -64,199   | 5,815,927                     | 1,091,437  | 579      |
| MAXWELL PUBLIC SCHOOLS                   | 0.8234           | 0.7461       | 0.4810         | 1,318,528    | 1,576,333          | 1,776,077 | 199,744   | 2,658,481                     | 1,082,148  | 252      |
| YUTAN PUBLIC SCHOOLS                     | 0.9922           | 0.9427       | 0.6237         | 864,528      | 2,905,862          | 2,630,040 | -275,822  | 3,967,129                     | 1,061,267  | 485      |
| CROSS COUNTY COMMUNITY SCHOOLS           | 0.6662           | 0.6197       | 0.5619         | 2,560,684    | 185,790            | 720,027   | 534,237   | 1,222,613                     | 1,036,823  | 340      |
| VERDIGRE PUBLIC SCHOOLS                  | 0.8536           | 0.7751       | 0.5518         | 2,507,153    | 14,206             | 264,079   | 249,873   | 1,046,662                     | 1,032,456  | 140      |
| WEST POINT PUBLIC SCHOOLS                | 0.6400           | 0.5425       | 0.5425         | 2,398,839    | 142,467            | 1,163,700 | 1,021,233 | 1,163,700                     | 1,021,233  | 667      |
| CROFTON COMMUNITY SCHOOLS                | 0.7597           | 0.7009       | 0.6329         | 1,942,467    | 386,578            | 937,147   | 550,569   | 1,404,878                     | 1,018,300  | 354      |
| ST EDWARD PUBLIC SCHOOLS                 | 0.6719           | 0.6462       | 0.4848         | 2,898,555    | 21,698             | 267,383   | 245,685   | 1,029,201                     | 1,007,503  | 163      |
| ARNOLD PUBLIC SCHOOLS                    | 0.6647           | 0.6137       | 0.4532         | 2,736,004    | 125,878            | 375,302   | 249,424   | 1,124,777                     | 998,899    | 171      |
| DESHLER PUBLIC SCHOOLS                   | 0.7661           | 0.6959       | 0.5700         | 2,483,519    | 262,236            | 551,792   | 289,556   | 1,259,329                     | 997,093    | 226      |
| MAYWOOD PUBLIC SCHOOLS                   | 0.8745           | 0.8328       | 0.6294         | 2,039,406    | 448,074            | 684,133   | 236,059   | 1,444,210                     | 996,136    | 183      |
| HEUSTIS-FARNAM PUBLIC SCHOOLS            | 0.7017           | 0.6683       | 0.5096         | 2,887,654    | 24,658             | 275,355   | 250,697   | 1,019,026                     | 994,368    | 162      |

| School Name                       | GF Levy Changes: |              |                |           | State Aid Changes: |           |             | Nebr. Plan State Aid Changes: |          |         |
|-----------------------------------|------------------|--------------|----------------|-----------|--------------------|-----------|-------------|-------------------------------|----------|---------|
|                                   | 22-23            | 23-24 GF     | 23-24 Nebr.    | Valuation | 22-23              | 23-24     | 22-23 to    | 23-24 State                   | 22-23 to | Formula |
|                                   | General          | Levy         | Plan Potential |           |                    |           |             |                               |          |         |
|                                   | Fund             | w/\$1500     | GF Levy, Ag @  | per       | State Aid          | State Aid | State Aid   | Nebr. Plan,                   | Nebraska |         |
| Levy                              | Aid              | 30%, Other @ | Formula        | State Aid | State Aid          | Change    | Ag @ 30%,   | Plan State                    |          |         |
|                                   |                  | 70% + \$1500 | Student        |           |                    |           | Other @ 70% | Aid Change                    | Students |         |
| SOUTH CENTRAL NEBRASKA            | 0.7584           | 0.7216       | 0.7216         | 2,461,008 | 96,073             | 1,089,527 | 993,454     | 1,089,527                     | 993,454  | 650     |
| WEST HOLT PUBLIC SCHOOLS          | 0.6475           | 0.5615       | 0.5279         | 2,425,071 | 49,714             | 693,880   | 644,166     | 1,038,708                     | 988,994  | 423     |
| STAPLETON PUBLIC SCHOOLS          | 0.6382           | 0.6203       | 0.4459         | 2,491,627 | 342,264            | 586,099   | 243,835     | 1,312,725                     | 970,461  | 167     |
| POTTER-DIX PUBLIC SCHOOLS         | 0.7992           | 0.7877       | 0.5969         | 2,321,753 | 421,257            | 674,105   | 252,848     | 1,383,858                     | 962,601  | 160     |
| RAVENNA PUBLIC SCHOOLS            | 0.7000           | 0.6403       | 0.5905         | 2,106,252 | 38,332             | 608,162   | 569,830     | 1,000,816                     | 962,484  | 374     |
| DAVID CITY PUBLIC SCHOOLS         | 0.6715           | 0.6355       | 0.6355         | 2,435,328 | 130,944            | 1,092,991 | 962,047     | 1,092,991                     | 962,047  | 630     |
| MERIDIAN PUBLIC SCHOOLS           | 0.6826           | 0.5967       | 0.4687         | 2,189,775 | 794,275            | 1,142,305 | 348,030     | 1,744,732                     | 950,457  | 215     |
| NIOBRARA PUBLIC SCHOOLS           | 0.8817           | 0.8237       | 0.3735         | 1,102,435 | 1,791,152          | 1,731,910 | -59,242     | 2,725,789                     | 934,637  | 200     |
| BOONE CENTRAL SCHOOLS             | 0.4786           | 0.4465       | 0.4465         | 2,694,880 | 427,193            | 1,356,774 | 929,581     | 1,356,774                     | 929,581  | 575     |
| HAMPTON PUBLIC SCHOOLS            | 0.6963           | 0.6397       | 0.4650         | 2,140,092 | 573,856            | 840,067   | 266,211     | 1,503,179                     | 929,323  | 177     |
| LOUP COUNTY PUBLIC SCHOOLS        | 0.6776           | 0.6042       | 0.3808         | 5,004,475 | 7,603              | 117,961   | 110,358     | 929,031                       | 921,428  | 73      |
| MCPHERSON COUNTY SCHOOLS          | 0.6949           | 0.6947       | 0.4535         | 6,572,222 | 5,917              | 84,869    | 78,952      | 912,391                       | 906,474  | 52      |
| LEWISTON CONSOLIDATED SCHOOLS     | 0.6288           | 0.5970       | 0.4695         | 2,855,459 | 332,665            | 631,560   | 298,895     | 1,235,364                     | 902,699  | 166     |
| ELBA PUBLIC SCHOOLS               | 0.9384           | 0.9649       | 0.4867         | 1,640,442 | 1,110,547          | 1,143,365 | 32,818      | 1,990,552                     | 880,005  | 108     |
| LOOMIS PUBLIC SCHOOLS             | 0.6504           | 0.6228       | 0.5298         | 2,035,262 | 749,945            | 1,133,969 | 384,024     | 1,627,905                     | 877,960  | 261     |
| VALENTINE COMMUNITY SCHOOLS       | 0.6390           | 0.5573       | 0.5573         | 2,631,600 | 79,107             | 954,470   | 875,363     | 954,470                       | 875,363  | 564     |
| CHASE COUNTY SCHOOLS              | 0.5888           | 0.5276       | 0.5276         | 2,276,007 | 277,681            | 1,150,737 | 873,056     | 1,150,737                     | 873,056  | 615     |
| BRADY PUBLIC SCHOOLS              | 0.9500           | 0.8571       | 0.7115         | 2,032,796 | 383,311            | 707,051   | 323,740     | 1,251,931                     | 868,620  | 184     |
| MARCADIA PUBLIC SCHOOLS           | 1.1727           | 1.0866       | 0.6065         | 1,410,204 | 1,256,224          | 1,303,312 | 47,088      | 2,120,780                     | 864,556  | 121     |
| FILLMORE CENTRAL PUBLIC SCHOOLS   | 0.6278           | 0.5548       | 0.5548         | 2,165,860 | 90,653             | 948,846   | 858,193     | 948,846                       | 858,193  | 564     |
| CRAWFORD PUBLIC SCHOOLS           | 0.7858           | 0.8754       | 0.5426         | 1,824,081 | 662,284            | 553,720   | -108,564    | 1,513,610                     | 851,326  | 158     |
| STUART PUBLIC SCHOOLS             | 0.9137           | 0.9076       | 0.4897         | 1,097,454 | 1,298,515          | 1,330,109 | 31,594      | 2,141,140                     | 842,625  | 177     |
| MEAD PUBLIC SCHOOLS               | 0.8091           | 0.7338       | 0.6442         | 1,870,740 | 733,162            | 1,127,027 | 393,865     | 1,571,174                     | 838,012  | 265     |
| CENTRAL VALLEY PUBLIC SCHOOLS     | 0.7861           | 0.7529       | 0.7110         | 3,264,344 | 28,786             | 459,191   | 430,405     | 843,688                       | 814,902  | 281     |
| ALLEN CONSOLIDATED SCHOOLS        | 0.7646           | 0.6323       | 0.4914         | 2,996,888 | 27,800             | 263,856   | 236,056     | 835,643                       | 807,843  | 135     |
| WALTHILL PUBLIC SCHOOLS           | 1.0499           | 1.0479       | 0.6225         | 752,642   | 3,651,219          | 3,601,381 | -49,838     | 4,437,603                     | 786,384  | 261     |
| WYNOT PUBLIC SCHOOLS              | 0.9538           | 0.9506       | 0.5176         | 1,189,545 | 1,537,947          | 1,405,584 | -132,363    | 2,318,867                     | 780,920  | 177     |
| HAY SPRINGS PUBLIC SCHOOLS        | 0.9436           | 0.8587       | 0.3593         | 873,075   | 1,641,793          | 1,599,696 | -42,097     | 2,421,897                     | 780,104  | 189     |
| THEDFORD PUBLIC SCHOOLS           | 0.5808           | 0.5680       | 0.4070         | 2,815,496 | 179,063            | 368,552   | 189,489     | 949,014                       | 769,951  | 128     |
| TWIN RIVER PUBLIC SCHOOLS         | 0.7474           | 0.6805       | 0.6678         | 2,720,828 | 53,048             | 656,942   | 603,894     | 794,407                       | 741,359  | 398     |
| NORTH BEND CENTRAL PUBLIC SCHOOLS | 0.5945           | 0.5394       | 0.5394         | 2,170,307 | 719,379            | 1,450,347 | 730,968     | 1,450,347                     | 730,968  | 560     |
| BERTRAND PUBLIC SCHOOLS           | 0.7366           | 0.6982       | 0.6424         | 2,699,697 | 30,024             | 385,740   | 355,716     | 736,667                       | 706,643  | 233     |
| SOUTHWEST PUBLIC SCHOOLS          | 0.7046           | 0.6422       | 0.6026         | 2,744,086 | 31,990             | 444,042   | 412,052     | 737,467                       | 705,477  | 270     |

| School Name             | GF Levy Changes: |              |                |           | State Aid Changes: |           |             | Nebr. Plan State Aid Changes: |            |          |
|-------------------------|------------------|--------------|----------------|-----------|--------------------|-----------|-------------|-------------------------------|------------|----------|
|                         | 22-23            | 23-24 GF     | 23-24 Nebr.    | Valuation | 22-23              | 23-24     | 22-23 to    | 23-24 State                   | 22-23 to   | Formula  |
|                         | General          | Levy         | Plan Potential |           |                    |           |             | Aid with                      | 23-24      |          |
|                         | Fund             | w/\$1500     | GF Levy, Ag @  | per       | State Aid          | Current   | State Aid   | Ag @ 30%,                     | Plan State | Students |
| Levy                    | Aid              | 30%, Other @ | Formula        | State Aid | State Aid          | Change    | Other @ 70% | Aid Change                    |            |          |
| OSMOND COMMUNITY SC     | 0.7709           | 0.6895       | 0.5692         | 2,713,660 | 207,690            | 367,318   | 159,628     | 911,509                       | 703,819    | 167      |
| TRI COUNTY PUBLIC SCHO  | 0.6827           | 0.6214       | 0.6214         | 2,411,832 | 375,863            | 1,075,548 | 699,685     | 1,075,548                     | 699,685    | 401      |
| CENTENNIAL PUBLIC SCHO  | 0.4997           | 0.4492       | 0.4492         | 3,617,145 | 89,062             | 784,969   | 695,907     | 784,969                       | 695,907    | 455      |
| HEARTLAND COMMUNITY     | 0.5170           | 0.4935       | 0.4716         | 2,657,302 | 66,397             | 556,199   | 489,802     | 744,562                       | 678,165    | 324      |
| LAUREL-CONCORD-COLER    | 0.6905           | 0.6071       | 0.5993         | 2,887,702 | 73,591             | 662,355   | 588,764     | 748,280                       | 674,689    | 382      |
| LUMON HO N NATION PUB   | 1.0499           | 0.9182       | 0.4438         | 41,196    | 6,781,978          | 7,328,916 | 546,938     | 7,429,849                     | 647,871    | 516      |
| HUMPHREY PUBLIC SCHO    | 0.3398           | 0.3486       | 0.3486         | 3,501,616 | 536,269            | 1,144,678 | 608,409     | 1,144,678                     | 608,409    | 294      |
| ANSELMO-MERNA PUBLIC    | 0.4936           | 0.5096       | 0.4524         | 2,944,038 | 350,271            | 579,412   | 229,141     | 953,579                       | 603,308    | 222      |
| HARTINGTON NEWCASTLE    | 0.4530           | 0.3628       | 0.3628         | 3,332,329 | 90,994             | 683,748   | 592,754     | 683,748                       | 592,754    | 381      |
| PERKINS COUNTY SCHOOL   | 0.5715           | 0.4842       | 0.4842         | 3,386,597 | 64,890             | 645,846   | 580,956     | 645,846                       | 580,956    | 382      |
| AINSWORTH COMMUNITY     | 0.6259           | 0.5492       | 0.5492         | 2,676,600 | 47,337             | 621,928   | 574,591     | 621,928                       | 574,591    | 377      |
| SCRIBNER-SNYDER COMM    | 0.7350           | 0.6534       | 0.5957         | 3,530,902 | 42,168             | 290,297   | 248,129     | 610,599                       | 568,431    | 157      |
| WALLACE PUBLIC SCH DIST | 0.8026           | 0.7752       | 0.7212         | 3,352,665 | 223,318            | 487,708   | 264,390     | 786,169                       | 562,851    | 165      |
| WISNER-PILGER PUBLIC SC | 0.5794           | 0.5469       | 0.5469         | 2,649,991 | 457,469            | 977,932   | 520,463     | 977,932                       | 520,463    | 403      |
| PLAINVIEW PUBLIC SCHO   | 0.6839           | 0.5973       | 0.5973         | 2,544,995 | 44,560             | 544,056   | 499,496     | 544,056                       | 499,496    | 322      |
| BLOOMFIELD COMMUNITY    | 0.4976           | 0.5495       | 0.5318         | 2,740,849 | 49,732             | 416,170   | 366,438     | 537,376                       | 487,644    | 250      |
| LEYTON PUBLIC SCHOOLS   | 0.8916           | 0.8638       | 0.7755         | 3,423,038 | 179,943            | 217,992   | 38,049      | 615,903                       | 435,960    | 132      |
| EAST BUTLER PUBLIC SCHO | 0.6708           | 0.6239       | 0.6239         | 3,637,801 | 53,932             | 486,010   | 432,078     | 486,010                       | 432,078    | 283      |
| WINSIDE PUBLIC SCHOOLS  | 0.6329           | 0.5462       | 0.5271         | 2,296,423 | 597,161            | 921,830   | 324,669     | 1,022,039                     | 424,878    | 229      |
| HOWELLS-DODGE CONSOL    | 0.5281           | 0.4682       | 0.4682         | 3,143,406 | 56,195             | 476,942   | 420,747     | 476,942                       | 420,747    | 275      |
| ROCK COUNTY PUBLIC SCH  | 0.5482           | 0.4888       | 0.4861         | 3,314,561 | 215,272            | 614,485   | 399,213     | 633,351                       | 418,079    | 210      |
| DUNDY CO STRATTON PUB   | 0.5571           | 0.4888       | 0.4888         | 3,890,129 | 41,816             | 449,942   | 408,126     | 449,942                       | 408,126    | 271      |
| HUMBOLDT TABLE ROCK S   | 0.6848           | 0.5963       | 0.5963         | 3,527,213 | 43,481             | 441,590   | 398,109     | 441,590                       | 398,109    | 261      |
| RANDOLPH PUBLIC SCHO    | 0.4950           | 0.4060       | 0.4060         | 3,119,694 | 34,858             | 426,258   | 391,400     | 426,258                       | 391,400    | 256      |
| SOUTH PLATTE PUBLIC SCH | 0.6350           | 0.6125       | 0.5655         | 2,323,833 | 636,360            | 760,015   | 123,655     | 995,059                       | 358,699    | 215      |
| SHICKLEY PUBLIC SCHOOL  | 0.7220           | 0.7320       | 0.7043         | 3,905,828 | 214,869            | 406,610   | 191,741     | 552,517                       | 337,648    | 135      |
| DILLER-ODELL PUBLIC SCH | 0.6607           | 0.5982       | 0.5982         | 2,880,507 | 326,348            | 649,523   | 323,175     | 649,523                       | 323,175    | 223      |
| HIGH PLAINS COMMUNITY   | 0.5157           | 0.5027       | 0.5027         | 4,337,060 | 32,988             | 355,717   | 322,729     | 355,717                       | 322,729    | 210      |
| WILCOX-HILDRETH PUBLIC  | 0.6658           | 0.5705       | 0.5705         | 3,934,436 | 36,453             | 356,053   | 319,600     | 356,053                       | 319,600    | 208      |
| SILVER LAKE PUBLIC SCHO | 0.5531           | 0.5215       | 0.5215         | 4,197,901 | 31,855             | 340,253   | 308,398     | 340,253                       | 308,398    | 204      |
| NEWMAN GROVE PUBLIC S   | 0.5702           | 0.5181       | 0.5181         | 3,517,213 | 28,821             | 329,546   | 300,725     | 329,546                       | 300,725    | 194      |
| ELWOOD PUBLIC SCHOOLS   | 0.5988           | 0.5107       | 0.5107         | 3,265,554 | 42,788             | 339,308   | 296,520     | 339,308                       | 296,520    | 192      |
| RIVERSIDE PUBLIC SCHO   | 0.5504           | 0.4793       | 0.4793         | 4,004,960 | 126,738            | 417,192   | 290,454     | 417,192                       | 290,454    | 216      |

| School Name                    | GF Levy Changes:        |                              |  |                       | State Aid Changes: |                         |   | Nebr. Plan State Aid Changes:                          |   |                  |
|--------------------------------|-------------------------|------------------------------|--|-----------------------|--------------------|-------------------------|---|--|---|------------------|
|                                | 22-23 General Fund Levy | 23-24 GF w/\$1500 Found. Aid | 23-24 Nebr. Plan Potential GF Levy, Ag @ 30%, Other @ 70% + \$1500 | Valuation per Student | 22-23 State Aid    | 23-24 Current State Aid | 22-23 to 23-24 Current State Aid Change | 23-24 State Aid with Nebr. Plan, Ag @ 30%, Other @ 70% | 22-23 to 23-24 Nebraska Plan State Aid Change | Formula Students |
| HYANNIS AREA SCHOOLS           | 0.4128                  | 0.3438                       | 0.3438   | 4,974,275             | 29,072             | 313,140                 | 284,068                                 | 313,140  | 284,068                                       | 143              |
| GARDEN COUNTY SCHOOLS          | 0.3921                  | 0.3621                       | 0.3621   | 5,024,476             | 26,924             | 306,610                 | 279,686                                 | 306,610  | 279,686                                       | 182              |
| CREEK VALLEY SCHOOLS           | 0.7447                  | 0.7020                       | 0.6955   | 3,197,383             | 28,497             | 265,467                 | 236,970                                 | 298,023  | 269,526                                       | 157              |
| BRUNING-DAVENPORT UN           | 0.4900                  | 0.4698                       | 0.4698   | 5,547,872             | 47,110             | 298,026                 | 250,916                                 | 298,026  | 250,916                                       | 165              |
| SANDHILLS PUBLIC SCHOOLS       | 0.5660                  | 0.5593                       | 0.5227   | 5,700,992             | 178,994            | 257,310                 | 78,316                                  | 426,220  | 247,226                                       | 81               |
| MINATARE PUBLIC SCHOOLS        | 0.9282                  | 0.8529                       | 0.5619   | 399,835               | 2,816,843          | 2,891,916               | 75,073                                  | 3,058,806  | 241,963                                       | 143              |
| EXETER-MILLIGAN PUBLIC SCHOOLS | 0.5608                  | 0.5334                       | 0.5334   | 5,058,733             | 38,993             | 267,214                 | 228,221                                 | 267,214  | 228,221                                       | 147              |
| ELGIN PUBLIC SCHOOLS           | 0.4168                  | 0.4043                       | 0.4043   | 4,491,027             | 399,327            | 578,026                 | 178,699                                 | 578,026  | 178,699                                       | 174              |
| PAXTON CONSOLIDATED SCHOOLS    | 0.5073                  | 0.5185                       | 0.5185   | 2,690,270             | 616,281            | 785,933                 | 169,652                                 | 785,933  | 169,652                                       | 198              |
| WHEELER CENTRAL SCHOOLS        | 0.5459                  | 0.5304                       | 0.5304   | 6,336,114             | 10,941             | 179,311                 | 168,370                                 | 179,311  | 168,370                                       | 111              |
| MULLEN PUBLIC SCHOOLS          | 0.5423                  | 0.4802                       | 0.4802   | 4,168,831             | 334,950            | 475,632                 | 140,682                                 | 475,632  | 140,682                                       | 157              |
| KEYA PAHA COUNTY SCHOOLS       | 0.4530                  | 0.3767                       | 0.3767   | 6,937,175             | 10,757             | 139,606                 | 128,849                                 | 139,606  | 128,849                                       | 84               |
| SIOUX COUNTY PUBLIC SCHOOLS    | 0.6147                  | 0.5300                       | 0.5300   | 7,194,834             | 12,282             | 130,619                 | 118,337                                 | 130,619  | 118,337                                       | 79               |
| SANTEE COMMUNITY SCHOOLS       | 0.6768                  | 0.9080                       | 0.3869   | 30,493                | 3,990,246          | 4,031,850               | 41,604                                  | 4,063,728  | 73,482  | 201              |
|                                |                         |                              |  |                       | 1,071,351,786      | 1,180,044,834           | 108,693,048                             | 1,765,865,031  | 694,513,245                                   | 312,092          |

Levy:

|        |           |
|--------|-----------|
| Orange | > .90     |
| Green  | .80 - .89 |
| Yellow | .70 - .79 |
| White  | .50 - .69 |
| Blue   | < .50     |

Students:

Avg./School

|        |             |             |         |       |        |
|--------|-------------|-------------|---------|-------|--------|
| Orange | 7 Largest   | 9148-49,661 | 153,664 | 49.2% | 21,952 |
| Orange | Next 13     | 3002 - 6306 | 55,369  | 17.7% | 4,259  |
| Yellow | Next 19     | 1050 - 2428 | 29,487  | 9.4%  | 1,552  |
| White  | Next 47     | 500 - 999   | 32,651  | 10.5% | 695    |
| Green  | Next 78     | 250 - 499   | 26,906  | 8.6%  | 345    |
| Blue   | 80 Smallest | 52 - 249    | 14,016  | 4.5%  | 175    |
|        |             |             | 312,093 | 100%  |        |



| School Name                       | GF Levy Changes: |              |                |           | State Aid Changes: |             |            | Nebr. Plan State Aid Changes: |            |         |
|-----------------------------------|------------------|--------------|----------------|-----------|--------------------|-------------|------------|-------------------------------|------------|---------|
|                                   | 22-23            | 23-24 GF     | 23-24 Nebr.    | Valuation | 22-23              | 23-24       | 22-23 to   | 23-24 State                   | 22-23 to   | Formula |
|                                   | General          | Levy         | Plan Potential |           |                    |             |            |                               |            |         |
|                                   | Fund             | w/\$1500     | GF Levy, Ag @  | State Aid | Current            | State Aid   | Ag @ 30%,  | Plan State                    | Aid Change |         |
| Levy                              | Aid              | 30%, Other @ | Change         | State Aid | Change             | Other @ 70% | Aid Change | Students                      |            |         |
|                                   |                  | 70% + \$1500 | per            |           |                    |             |            |                               |            |         |
| FILLMORE CENTRAL PUBLIC SCHOOLS   | 0.6278           | 0.5548       | 0.5548         | 2,165,860 | 90,653             | 948,846     | 858,193    | 948,846                       | 858,193    | 564     |
| EXETER-MILLIGAN PUBLIC SCHOOLS    | 0.5608           | 0.5334       | 0.5334         | 5,058,733 | 38,993             | 267,214     | 228,221    | 267,214                       | 228,221    | 147     |
| WILBER-CLATONIA PUBLIC SCHOOLS    | 0.9386           | 0.8490       | 0.5334         | 1,260,656 | 771,372            | 1,330,107   | 558,735    | 3,710,698                     | 2,939,326  | 598     |
| CRETE PUBLIC SCHOOLS              | 0.9128           | 0.8335       | 0.5189         | 703,346   | 9,798,429          | 10,666,816  | 868,387    | 15,256,721                    | 5,458,292  | 2,074   |
| THAYER CENTRAL COMMUNITY SCHOOLS  | 0.6627           | 0.6076       | 0.5056         | 2,347,190 | 59,078             | 660,130     | 601,052    | 1,610,596                     | 1,551,518  | 397     |
| FRIEND PUBLIC SCHOOLS             | 0.7548           | 0.6990       | 0.4912         | 2,051,987 | 40,367             | 386,680     | 346,313    | 1,363,176                     | 1,322,809  | 229     |
| BRUNING-DAVENPORT UNIFIED SCHOOLS | 0.4900           | 0.4698       | 0.4698         | 5,547,872 | 47,110             | 298,026     | 250,916    | 298,026                       | 250,916    | 165     |
| MERIDIAN PUBLIC SCHOOLS           | 0.6826           | 0.5967       | 0.4687         | 2,189,775 | 794,275            | 1,142,305   | 348,030    | 1,744,732                     | 950,457    | 215     |
| DORCHESTER PUBLIC SCHOOLS         | 0.7345           | 0.7449       | 0.4600         | 1,880,563 | 276,606            | 503,514     | 226,908    | 1,666,506                     | 1,389,900  | 217     |
| BURWELL PUBLIC SCHOOLS            | 0.9742           | 0.9024       | 0.6770         | 1,887,025 | 453,582            | 787,617     | 334,035    | 1,908,031                     | 1,454,449  | 263     |
| CHADRON PUBLIC SCHOOLS            | 0.9818           | 0.9893       | 0.6576         | 740,817   | 4,611,004          | 4,676,167   | 65,163     | 6,914,242                     | 2,303,238  | 911     |
| VALENTINE COMMUNITY SCHOOLS       | 0.6390           | 0.5573       | 0.5573         | 2,631,600 | 79,107             | 954,470     | 875,363    | 954,470                       | 875,363    | 564     |
| AINSWORTH COMMUNITY SCHOOLS       | 0.6259           | 0.5492       | 0.5492         | 2,676,600 | 47,337             | 621,928     | 574,591    | 621,928                       | 574,591    | 377     |
| CRAWFORD PUBLIC SCHOOLS           | 0.7858           | 0.8754       | 0.5426         | 1,824,081 | 662,284            | 553,720     | -108,564   | 1,513,610                     | 851,326    | 158     |
| GORDON-RUSHVILLE PUBLIC SCHOOLS   | 0.8947           | 0.7838       | 0.5367         | 2,047,906 | 55,450             | 818,398     | 762,948    | 3,366,895                     | 3,311,445  | 504     |
| BROKEN BOW PUBLIC SCHOOLS         | 0.8546           | 0.7631       | 0.5307         | 1,265,423 | 104,198            | 1,297,343   | 1,193,145  | 3,592,499                     | 3,488,301  | 781     |
| SANDHILLS PUBLIC SCHOOLS          | 0.5660           | 0.5593       | 0.5227         | 5,700,992 | 178,994            | 257,310     | 78,316     | 426,220                       | 247,226    | 81      |
| CALLAWAY PUBLIC SCHOOLS           | 0.7147           | 0.6693       | 0.4893         | 3,011,274 | 25,187             | 271,313     | 246,126    | 1,141,801                     | 1,116,614  | 161     |
| ROCK COUNTY PUBLIC SCHOOLS        | 0.5482           | 0.4888       | 0.4861         | 3,314,561 | 215,272            | 614,485     | 399,213    | 633,351                       | 418,079    | 210     |
| ANSLEY PUBLIC SCHOOLS             | 0.8152           | 0.8030       | 0.4559         | 1,831,621 | 16,720             | 314,049     | 297,329    | 1,544,822                     | 1,528,102  | 194     |
| ARNOLD PUBLIC SCHOOLS             | 0.6647           | 0.6137       | 0.4532         | 2,736,004 | 125,878            | 375,302     | 249,424    | 1,124,777                     | 998,899    | 171     |
| ANSELMO-MERNA PUBLIC SCHOOLS      | 0.4936           | 0.5096       | 0.4524         | 2,944,038 | 350,271            | 579,412     | 229,141    | 953,579                       | 603,308    | 222     |
| SARGENT PUBLIC SCHOOLS            | 0.8268           | 0.8040       | 0.4266         | 2,300,932 | 11,073             | 259,438     | 248,365    | 1,682,855                     | 1,671,782  | 164     |
| BOYD COUNTY SCHOOLS               | 0.6768           | 0.6807       | 0.4159         | 2,216,121 | 179,881            | 563,224     | 383,343    | 2,376,941                     | 2,197,060  | 309     |
| LOUP COUNTY PUBLIC SCHOOLS        | 0.6776           | 0.6042       | 0.3808         | 5,004,475 | 7,603              | 117,961     | 110,358    | 929,031                       | 921,428    | 73      |
| KEYA PAHA COUNTY SCHOOLS          | 0.4530           | 0.3767       | 0.3767         | 6,937,175 | 10,757             | 139,606     | 128,849    | 139,606                       | 128,849    | 84      |
| HAY SPRINGS PUBLIC SCHOOLS        | 0.9436           | 0.8587       | 0.3593         | 873,075   | 1,641,793          | 1,599,696   | -42,097    | 2,421,897                     | 780,104    | 189     |
| CODY-KILGORE PUBLIC SCHOOLS       | 0.8989           | 0.7589       | 0.3034         | 1,384,899 | 1,216,698          | 1,464,566   | 247,868    | 2,434,037                     | 1,217,339  | 154     |
| PLATTSMOUTH COMMUNITY SCHOOLS     | 1.0496           | 1.0499       | 0.7694         | 750,287   | 4,655,658          | 4,156,755   | -498,903   | 7,042,971                     | 2,387,313  | 1,372   |
| LOUISVILLE PUBLIC SCHOOLS         | 1.0101           | 1.0200       | 0.7486         | 1,072,407 | 1,645,882          | 1,431,241   | -214,641   | 3,320,700                     | 1,674,818  | 649     |
| CONESTOGA PUBLIC SCHOOLS          | 0.8996           | 0.8211       | 0.7288         | 1,418,836 | 104,662            | 1,107,169   | 1,002,507  | 1,964,017                     | 1,859,355  | 654     |
| WEEPING WATER PUBLIC SCHOOLS      | 1.0587           | 1.0475       | 0.6431         | 1,571,437 | 190,439            | 459,751     | 269,312    | 2,180,438                     | 1,989,999  | 271     |
| ELMWOOD-MURDOCK PUBLIC SCHOOLS    | 0.8349           | 0.7992       | 0.4445         | 1,229,198 | 947,055            | 1,352,755   | 405,700    | 3,301,156                     | 2,354,101  | 447     |

| School Name                     | GF Levy Changes: |              |                |              | State Aid Changes: |            |             | Nebr. Plan State Aid Changes: |            |         |
|---------------------------------|------------------|--------------|----------------|--------------|--------------------|------------|-------------|-------------------------------|------------|---------|
|                                 | 22-23            | 23-24 GF     | 23-24 Nebr.    | Valuation    | 22-23              | 23-24      | 22-23 to    | 23-24 State                   | 22-23 to   | Formula |
|                                 | General          | Levy         | Plan Potential |              |                    |            |             |                               |            |         |
|                                 | Fund             | w/\$1500     | GF Levy, Ag @  | 30%, Other @ | State Aid          | State Aid  | State Aid   | Ag @ 30%,                     | Plan State |         |
| Levy                            | Aid              | 70% + \$1500 | \$1500         | Change       | Change             | Change     | Other @ 70% | Aid Change                    | Students   |         |
| NELIGH-OAKDALE SCHOOLS          | 0.8983           | 0.8997       | 0.7583         | 1,874,859    | 51,102             | 551,086    | 499,984     | 1,403,595                     | 1,352,493  | 322     |
| O'NEILL PUBLIC SCHOOLS          | 0.8117           | 0.8041       | 0.7135         | 1,519,545    | 253,889            | 1,295,500  | 1,041,611   | 2,366,284                     | 2,112,395  | 778     |
| CROFTON COMMUNITY SCHOOLS       | 0.7597           | 0.7009       | 0.6329         | 1,942,467    | 386,578            | 937,147    | 550,569     | 1,404,878                     | 1,018,300  | 354     |
| LAUREL-CONCORD-COLERAIN SCHOOLS | 0.6905           | 0.6071       | 0.5993         | 2,887,702    | 73,591             | 662,355    | 588,764     | 748,280                       | 674,689    | 382     |
| PLAINVIEW PUBLIC SCHOOLS        | 0.6839           | 0.5973       | 0.5973         | 2,544,995    | 44,560             | 544,056    | 499,496     | 544,056                       | 499,496    | 322     |
| OSMOND COMMUNITY SCHOOLS        | 0.7709           | 0.6895       | 0.5692         | 2,713,660    | 207,690            | 367,318    | 159,628     | 911,509                       | 703,819    | 167     |
| CREIGHTON COMMUNITY SCHOOLS     | 0.8882           | 0.7713       | 0.5520         | 2,027,037    | 43,512             | 464,398    | 420,886     | 1,691,849                     | 1,648,337  | 276     |
| VERDIGRE PUBLIC SCHOOLS         | 0.8536           | 0.7751       | 0.5518         | 2,507,153    | 14,206             | 264,079    | 249,873     | 1,046,662                     | 1,032,456  | 140     |
| PONCA PUBLIC SCHOOLS            | 1.0376           | 0.9177       | 0.5514         | 1,199,411    | 1,758,950          | 1,794,748  | 35,798      | 3,656,313                     | 1,897,363  | 424     |
| BLOOMFIELD COMMUNITY SCHOOLS    | 0.4976           | 0.5495       | 0.5318         | 2,740,849    | 49,732             | 416,170    | 366,438     | 537,376                       | 487,644    | 250     |
| WEST HOLT PUBLIC SCHOOLS        | 0.6475           | 0.5615       | 0.5279         | 2,425,071    | 49,714             | 693,880    | 644,166     | 1,038,708                     | 988,994    | 423     |
| WYNOT PUBLIC SCHOOLS            | 0.9538           | 0.9506       | 0.5176         | 1,189,545    | 1,537,947          | 1,405,584  | -132,363    | 2,318,867                     | 780,920    | 177     |
| ALLEN CONSOLIDATED SCHOOLS      | 0.7646           | 0.6323       | 0.4914         | 2,996,888    | 27,800             | 263,856    | 236,056     | 835,643                       | 807,843    | 135     |
| STUART PUBLIC SCHOOLS           | 0.9137           | 0.9076       | 0.4897         | 1,097,454    | 1,298,515          | 1,330,109  | 31,594      | 2,141,140                     | 842,625    | 177     |
| SUMMERLAND PUBLIC SCHOOLS       | 0.5408           | 0.5029       | 0.4279         | 2,752,966    | 36,890             | 669,077    | 632,187     | 1,533,872                     | 1,496,982  | 419     |
| RANDOLPH PUBLIC SCHOOLS         | 0.4950           | 0.4060       | 0.4060         | 3,119,694    | 34,858             | 426,258    | 391,400     | 426,258                       | 391,400    | 256     |
| ELGIN PUBLIC SCHOOLS            | 0.4168           | 0.4043       | 0.4043         | 4,491,027    | 399,327            | 578,026    | 178,699     | 578,026                       | 178,699    | 174     |
| WAUSA PUBLIC SCHOOLS            | 0.8826           | 0.7566       | 0.3999         | 1,978,971    | 25,536             | 386,561    | 361,025     | 1,831,437                     | 1,805,901  | 205     |
| SANTEE COMMUNITY SCHOOLS        | 0.6768           | 0.9080       | 0.3869         | 30,493       | 3,990,246          | 4,031,850  | 41,604      | 4,063,728                     | 73,482     | 201     |
| NIOBRARA PUBLIC SCHOOLS         | 0.8817           | 0.8237       | 0.3735         | 1,102,435    | 1,791,152          | 1,731,910  | -59,242     | 2,725,789                     | 934,637    | 200     |
| HARTINGTON NEWCASTLE SCHOOLS    | 0.4530           | 0.3628       | 0.3628         | 3,332,329    | 90,994             | 683,748    | 592,754     | 683,748                       | 592,754    | 381     |
| CHAMBERS PUBLIC SCHOOLS         | 0.7965           | 0.7582       | 0.3374         | 2,567,409    | 107,504            | 219,682    | 112,178     | 1,493,826                     | 1,386,322  | 118     |
| DILLER-ODELL PUBLIC SCHOOLS     | 0.6607           | 0.5982       | 0.5982         | 2,880,507    | 326,348            | 649,523    | 323,175     | 649,523                       | 323,175    | 223     |
| BEATRICE PUBLIC SCHOOLS         | 0.9094           | 0.8832       | 0.5928         | 823,962      | 5,836,187          | 5,354,063  | -482,124    | 9,886,652                     | 4,050,465  | 1,894   |
| SOUTHERN SCHOOL DISTRICT        | 1.0000           | 0.9750       | 0.5271         | 1,216,370    | 1,649,835          | 1,530,406  | -119,429    | 3,480,673                     | 1,830,838  | 358     |
| FREEMAN PUBLIC SCHOOLS          | 0.8072           | 0.6225       | 0.4208         | 1,393,067    | 951,632            | 1,648,424  | 696,792     | 2,933,193                     | 1,981,561  | 457     |
| NORFOLK PUBLIC SCHOOLS          | 1.0000           | 0.9513       | 0.6940         | 783,233      | 10,746,182         | 10,417,758 | -328,424    | 19,103,787                    | 8,357,605  | 4,309   |
| PIERCE PUBLIC SCHOOLS           | 0.8800           | 0.7934       | 0.5736         | 1,443,402    | 599,115            | 1,484,060  | 884,945     | 3,598,995                     | 2,999,880  | 667     |
| NEWMAN GROVE PUBLIC SCHOOLS     | 0.5702           | 0.5181       | 0.5181         | 3,517,213    | 28,821             | 329,546    | 300,725     | 329,546                       | 300,725    | 194     |
| ELKHORN VALLEY SCHOOLS          | 0.7843           | 0.7128       | 0.5048         | 1,850,569    | 56,480             | 710,540    | 654,060     | 2,312,794                     | 2,256,314  | 416     |
| MADISON PUBLIC SCHOOLS          | 0.7776           | 0.6979       | 0.4846         | 1,897,387    | 81,316             | 818,170    | 736,854     | 2,789,515                     | 2,708,199  | 487     |
| BATTLE CREEK PUBLIC SCHOOLS     | 0.7034           | 0.6677       | 0.4505         | 1,393,955    | 879,768            | 1,742,595  | 862,827     | 3,385,756                     | 2,505,988  | 543     |
| LEYTON PUBLIC SCHOOLS           | 0.8916           | 0.8638       | 0.7755         | 3,423,038    | 179,943            | 217,992    | 38,049      | 615,903                       | 435,960    | 132     |

| School Name             | GF Levy Changes: |              |                |           | State Aid Changes: |             |            | Nebr. Plan State Aid Changes: |            |         |
|-------------------------|------------------|--------------|----------------|-----------|--------------------|-------------|------------|-------------------------------|------------|---------|
|                         | 22-23            | 23-24 GF     | 23-24 Nebr.    | Valuation | 22-23              | 23-24       | 22-23 to   | 23-24 State                   | 22-23 to   | Formula |
|                         | General          | Levy         | Plan Potential |           |                    |             |            |                               |            |         |
|                         | Fund             | w/\$1500     | GF Levy, Ag @  | State Aid | Current            | Current     | Ag @ 30%,  | Plan State                    | Aid Change |         |
| Levy                    | Aid              | 30%, Other @ | State Aid      | State Aid | Change             | Other @ 70% | Aid Change | Students                      |            |         |
|                         |                  | 70% + \$1500 | per            |           |                    |             |            |                               |            |         |
|                         |                  |              | Formula        |           |                    |             |            |                               |            |         |
| SIDNEY PUBLIC SCHOOLS   | 1.0500           | 1.0500       | 0.7677         | 664,614   | 5,713,125          | 5,675,851   | -37,274    | 7,865,207                     | 2,152,082  | 1,167   |
| HEMINGFORD PUBLIC SCH   | 0.8917           | 0.8805       | 0.7520         | 1,885,679 | 739,457            | 1,228,292   | 488,835    | 2,138,534                     | 1,399,077  | 376     |
| BRIDGEPORT PUBLIC SCH   | 1.0480           | 0.9540       | 0.7169         | 1,438,514 | 672,957            | 1,581,295   | 908,338    | 3,253,265                     | 2,580,308  | 490     |
| OGALLALA PUBLIC SCHOO   | 0.7972           | 0.6990       | 0.6990         | 1,861,280 | 138,007            | 1,371,322   | 1,233,315  | 1,371,322                     | 1,233,315  | 807     |
| CREEK VALLEY SCHOOLS    | 0.7447           | 0.7020       | 0.6955         | 3,197,383 | 28,497             | 265,467     | 236,970    | 298,023                       | 269,526    | 157     |
| BAYARD PUBLIC SCHOOLS   | 1.0075           | 0.9868       | 0.6253         | 1,142,377 | 1,845,655          | 1,845,749   | 94         | 3,123,363                     | 1,277,708  | 309     |
| POTTER-DIX PUBLIC SCH   | 0.7992           | 0.7877       | 0.5969         | 2,321,753 | 421,257            | 674,105     | 252,848    | 1,383,858                     | 962,601    | 160     |
| SOUTH PLATTE PUBLIC SCH | 0.6350           | 0.6125       | 0.5655         | 2,323,833 | 636,360            | 760,015     | 123,655    | 995,059                       | 358,699    | 215     |
| ALLIANCE PUBLIC SCHOOL  | 0.9301           | 0.9036       | 0.5627         | 970,259   | 2,387,535          | 2,437,991   | 50,456     | 6,645,085                     | 4,257,550  | 1,272   |
| SIOUX COUNTY PUBLIC SC  | 0.6147           | 0.5300       | 0.5300         | 7,194,834 | 12,282             | 130,619     | 118,337    | 130,619                       | 118,337    | 79      |
| PAXTON CONSOLIDATED S   | 0.5073           | 0.5185       | 0.5185         | 2,690,270 | 616,281            | 785,933     | 169,652    | 785,933                       | 169,652    | 198     |
| ARTHUR COUNTY SCHOOL    | 0.8476           | 0.8529       | 0.4827         | 2,356,569 | 293,367            | 460,645     | 167,278    | 1,477,848                     | 1,184,481  | 117     |
| GARDEN COUNTY SCHOOL    | 0.3921           | 0.3621       | 0.3621         | 5,024,476 | 26,924             | 306,610     | 279,686    | 306,610                       | 279,686    | 182     |
| HYANNIS AREA SCHOOLS    | 0.4128           | 0.3438       | 0.3438         | 4,974,275 | 29,072             | 313,140     | 284,068    | 313,140                       | 284,068    | 143     |
| HASTINGS PUBLIC SCHOOL  | 1.1200           | 1.1000       | 0.8660         | 466,705   | 20,695,309         | 20,627,181  | -68,128    | 24,302,911                    | 3,607,602  | 3,366   |
| AXTELL COMMUNITY SCH    | 0.8157           | 0.7957       | 0.6462         | 1,942,125 | 276,929            | 838,272     | 561,343    | 1,708,291                     | 1,431,362  | 300     |
| BERTRAND PUBLIC SCHOO   | 0.7366           | 0.6982       | 0.6424         | 2,699,697 | 30,024             | 385,740     | 355,716    | 736,667                       | 706,643    | 233     |
| ADAMS CENTRAL PUBLIC S  | 0.6561           | 0.6068       | 0.6068         | 2,205,944 | 665,425            | 2,092,869   | 1,427,444  | 2,092,869                     | 1,427,444  | 935     |
| MINDEN PUBLIC SCHOOLS   | 0.7897           | 0.6779       | 0.5872         | 1,755,298 | 109,700            | 1,324,923   | 1,215,223  | 2,584,900                     | 2,475,200  | 791     |
| WILCOX-HILDRETH PUBLIC  | 0.6658           | 0.5705       | 0.5705         | 3,934,436 | 36,453             | 356,053     | 319,600    | 356,053                       | 319,600    | 208     |
| KENESAW PUBLIC SCHOOL   | 0.8103           | 0.7438       | 0.5347         | 1,891,679 | 291,399            | 730,591     | 439,192    | 1,788,458                     | 1,497,059  | 267     |
| LOOMIS PUBLIC SCHOOLS   | 0.6504           | 0.6228       | 0.5298         | 2,035,262 | 749,945            | 1,133,969   | 384,024    | 1,627,905                     | 877,960    | 261     |
| SILVER LAKE PUBLIC SCH  | 0.5531           | 0.5215       | 0.5215         | 4,197,901 | 31,855             | 340,253     | 308,398    | 340,253                       | 308,398    | 204     |
| FORT CALHOUN COMMUN     | 0.9500           | 0.9500       | 0.7200         | 791,392   | 4,129,058          | 3,844,010   | -285,048   | 5,279,543                     | 1,150,485  | 789     |
| BLAIR COMMUNITY SCHOO   | 0.9050           | 0.6292       | 0.6230         | 1,211,465 | 438,874            | 3,752,253   | 3,313,379  | 3,915,575                     | 3,476,701  | 2,173   |
| WISNER-PILGER PUBLIC SC | 0.5794           | 0.5469       | 0.5469         | 2,649,991 | 457,469            | 977,932     | 520,463    | 977,932                       | 520,463    | 403     |
| LYONS-DECATUR NORTHEA   | 0.8368           | 0.7068       | 0.5462         | 2,454,756 | 35,770             | 424,356     | 388,586    | 1,436,328                     | 1,400,558  | 257     |
| WEST POINT PUBLIC SCH   | 0.6400           | 0.5425       | 0.5425         | 2,398,839 | 142,467            | 1,163,700   | 1,021,233  | 1,163,700                     | 1,021,233  | 667     |
| ARLINGTON PUBLIC SCHOO  | 0.9516           | 0.7565       | 0.5242         | 1,320,398 | 1,189,624          | 2,038,800   | 849,176    | 4,087,756                     | 2,898,132  | 668     |
| TEKAMAH-HERMAN COMM     | 0.7134           | 0.5806       | 0.5010         | 2,115,172 | 65,840             | 842,401     | 776,561    | 1,702,719                     | 1,636,879  | 511     |
| OAKLAND CRAIG PUBLIC S  | 0.9944           | 0.8993       | 0.4981         | 1,626,358 | 152,291            | 628,673     | 476,382    | 3,115,023                     | 2,962,732  | 381     |
| BANCROFT-ROSALIE COMM   | 0.6960           | 0.5104       | 0.2205         | 1,691,856 | 825,281            | 1,129,482   | 304,201    | 2,506,118                     | 1,680,837  | 281     |
| GERING PUBLIC SCHOOLS   | 1.0499           | 1.0499       | 0.7810         | 538,450   | 9,193,241          | 9,551,705   | 358,464    | 12,148,598                    | 2,955,357  | 1,793   |

| School Name               | GF Levy Changes: |              |                |           | State Aid Changes: |            |             | Nebr. Plan State Aid Changes: |            |         |
|---------------------------|------------------|--------------|----------------|-----------|--------------------|------------|-------------|-------------------------------|------------|---------|
|                           | 22-23            | 23-24 GF     | 23-24 Nebr.    | Valuation | 22-23              | 23-24      | 22-23 to    | 23-24 State                   | 22-23 to   | Formula |
|                           | General          | Levy         | Plan Potential |           |                    |            |             |                               |            |         |
|                           | Fund             | w/\$1500     | GF Levy, Ag @  | State Aid | Current            | Current    | State Aid   | Nebr. Plan,                   | Nebraska   |         |
| Levy                      | Aid              | 30%, Other @ | Change         | Change    | Change             | Ag @ 30%,  | Plan State  | Aid Change                    |            |         |
|                           |                  | 70% + \$1500 | per            | State Aid | State Aid          | Change     | Other @ 70% | Aid Change                    | Students   |         |
|                           |                  |              | Formula        |           |                    |            |             |                               |            |         |
| MORRILL PUBLIC SCHOOLS    | 1.0053           | 0.9990       | 0.6585         | 1,502,225 | 2,041,821          | 2,014,178  | -27,643     | 3,553,171                     | 1,511,350  | 301     |
| KIMBALL PUBLIC SCHOOLS    | 0.9697           | 0.8245       | 0.6372         | 1,743,036 | 51,679             | 615,620    | 563,941     | 1,820,411                     | 1,768,732  | 369     |
| SCOTTSBLUFF PUBLIC SCH    | 1.0133           | 0.8289       | 0.5627         | 555,632   | 16,376,645         | 18,480,589 | 2,103,944   | 23,384,803                    | 7,008,158  | 3,316   |
| MINATARE PUBLIC SCHOO     | 0.9282           | 0.8529       | 0.5619         | 399,835   | 2,816,843          | 2,891,916  | 75,073      | 3,058,806                     | 241,963    | 143     |
| MITCHELL PUBLIC SCHOOL    | 0.8795           | 0.7921       | 0.4723         | 624,532   | 4,724,490          | 4,660,291  | -64,199     | 5,815,927                     | 1,091,437  | 579     |
| BANNER COUNTY PUBLIC S    | 0.8575           | 0.7906       | 0.4523         | 2,277,977 | 479,894            | 649,304    | 169,410     | 1,768,208                     | 1,288,314  | 145     |
| GRETNA PUBLIC SCHOOLS     | 1.0045           | 0.8955       | 0.6689         | 758,894   | 19,783,754         | 23,535,372 | 3,751,618   | 34,380,929                    | 14,597,175 | 6,306   |
| SPRINGFIELD PLATTEVIEW    | 0.5485           | 0.4148       | 0.4148         | 2,638,881 | 1,172,329          | 2,922,314  | 1,749,985   | 2,922,314                     | 1,749,985  | 1,148   |
| SEWARD PUBLIC SCHOOLS     | 0.8472           | 0.7038       | 0.6661         | 1,341,591 | 288,134            | 2,460,649  | 2,172,515   | 3,175,085                     | 2,886,951  | 1,414   |
| YORK PUBLIC SCHOOLS       | 1.0048           | 0.9615       | 0.6606         | 901,855   | 2,353,000          | 3,080,294  | 727,294     | 7,012,260                     | 4,659,260  | 1,449   |
| OSCEOLA PUBLIC SCHOOL     | 0.7303           | 0.7855       | 0.6492         | 2,511,987 | 36,498             | 372,250    | 335,752     | 1,128,246                     | 1,091,748  | 221     |
| CROSS COUNTY COMMUN       | 0.6662           | 0.6197       | 0.5619         | 2,560,684 | 185,790            | 720,027    | 534,237     | 1,222,613                     | 1,036,823  | 340     |
| MILFORD PUBLIC SCHOOL     | 0.9158           | 0.9158       | 0.5615         | 999,566   | 2,144,312          | 2,557,022  | 412,710     | 5,363,129                     | 3,218,817  | 792     |
| SHELBY - RISING CITY PUBL | 0.6500           | 0.6167       | 0.5301         | 2,208,870 | 532,665            | 1,161,760  | 629,095     | 1,889,866                     | 1,357,201  | 381     |
| HIGH PLAINS COMMUNITY     | 0.5157           | 0.5027       | 0.5027         | 4,337,060 | 32,988             | 355,717    | 322,729     | 355,717                       | 322,729    | 210     |
| MC COOL JUNCTION PUBL     | 0.8110           | 0.7492       | 0.4971         | 1,637,874 | 913,700            | 1,169,500  | 255,800     | 2,138,172                     | 1,224,472  | 235     |
| HEARTLAND COMMUNITY       | 0.5170           | 0.4935       | 0.4716         | 2,657,302 | 66,397             | 556,199    | 489,802     | 744,562                       | 678,165    | 324     |
| CENTENNIAL PUBLIC SCHO    | 0.4997           | 0.4492       | 0.4492         | 3,617,145 | 89,062             | 784,969    | 695,907     | 784,969                       | 695,907    | 455     |
| CHASE COUNTY SCHOOLS      | 0.5888           | 0.5276       | 0.5276         | 2,276,007 | 277,681            | 1,150,737  | 873,056     | 1,150,737                     | 873,056    | 615     |
| MAYWOOD PUBLIC SCHOO      | 0.8745           | 0.8328       | 0.6294         | 2,039,406 | 448,074            | 684,133    | 236,059     | 1,444,210                     | 996,136    | 183     |
| GOTHENBURG PUBLIC SCH     | 1.0067           | 0.9449       | 0.6107         | 1,176,756 | 794,827            | 1,729,111  | 934,284     | 4,944,570                     | 4,149,743  | 818     |
| MEDICINE VALLEY PUBLIC    | 0.9830           | 1.0271       | 0.6105         | 1,611,231 | 953,088            | 941,033    | -12,055     | 2,258,255                     | 1,305,167  | 196     |
| COZAD COMMUNITY SCHC      | 1.0108           | 0.9860       | 0.5973         | 1,007,360 | 2,041,715          | 2,879,448  | 837,733     | 6,429,439                     | 4,387,724  | 907     |
| LEXINGTON PUBLIC SCHOO    | 1.0200           | 0.9338       | 0.5961         | 427,045   | 24,191,229         | 23,709,956 | -481,273    | 28,040,499                    | 3,849,270  | 3,002   |
| OVERTON PUBLIC SCHOOL     | 0.9800           | 0.9437       | 0.5502         | 1,494,475 | 706,715            | 801,260    | 94,545      | 2,267,560                     | 1,560,845  | 249     |
| HITCHCOCK CO SCH SYSTE    | 0.8809           | 0.8439       | 0.5273         | 1,678,690 | 185,329            | 458,632    | 273,303     | 1,971,805                     | 1,786,476  | 285     |
| SUMNER-EDDYVILLE-MILL     | 0.9555           | 0.8749       | 0.5183         | 1,919,061 | 246,512            | 518,053    | 271,541     | 1,974,492                     | 1,727,980  | 213     |
| ELWOOD PUBLIC SCHOOLS     | 0.5988           | 0.5107       | 0.5107         | 3,265,554 | 42,788             | 339,308    | 296,520     | 339,308                       | 296,520    | 192     |
| EUSTIS-FARNAM PUBLIC S    | 0.7017           | 0.6683       | 0.5096         | 2,887,654 | 24,658             | 275,355    | 250,697     | 1,019,026                     | 994,368    | 162     |
| DUNDY CO STRATTON PUB     | 0.5571           | 0.4888       | 0.4888         | 3,890,129 | 41,816             | 449,942    | 408,126     | 449,942                       | 408,126    | 271     |
| PERKINS COUNTY SCHOOL     | 0.5715           | 0.4842       | 0.4842         | 3,386,597 | 64,890             | 645,846    | 580,956     | 645,846                       | 580,956    | 382     |
| HAYES CENTER PUBLIC SCH   | 0.7556           | 0.6668       | 0.4474         | 3,105,288 | 8,798              | 209,843    | 201,045     | 1,107,299                     | 1,098,501  | 132     |
| WAUNETA-PALISADE PUBL     | 0.7886           | 0.7401       | 0.4000         | 1,920,806 | 63,643             | 365,712    | 302,069     | 1,782,417                     | 1,718,774  | 217     |

| School Name              | GF Levy Changes: |              |                |              | State Aid Changes: |            |             | Nebr. Plan State Aid Changes: |            |         |
|--------------------------|------------------|--------------|----------------|--------------|--------------------|------------|-------------|-------------------------------|------------|---------|
|                          | 22-23            | 23-24 GF     | 23-24 Nebr.    | Valuation    | 22-23              | 23-24      | 22-23 to    | 23-24 State                   | 22-23 to   | Formula |
|                          | General          | Levy         | Plan Potential |              |                    |            |             |                               |            |         |
|                          | Fund             | w/\$1500     | GF Levy, Ag @  | 30%, Other @ | State Aid          | State Aid  | State Aid   | Ag @ 30%,                     | Plan State |         |
| Levy                     | Aid              | 70% + \$1500 | 70% + \$1500   | Change       | Change             | Change     | Other @ 70% | Aid Change                    | Students   |         |
| NORTH PLATTE PUBLIC SCH  | 1.0201           | 0.9949       | 0.7340         | 824,842      | 10,492,154         | 9,913,075  | -579,079    | 17,569,925                    | 7,077,771  | 3,559   |
| WALLACE PUBLIC SCH DIST  | 0.8026           | 0.7752       | 0.7212         | 3,352,665    | 223,318            | 487,708    | 264,390     | 786,169                       | 562,851    | 165     |
| BRADY PUBLIC SCHOOLS     | 0.9500           | 0.8571       | 0.7115         | 2,032,796    | 383,311            | 707,051    | 323,740     | 1,251,931                     | 868,620    | 184     |
| SUTHERLAND PUBLIC SCH    | 1.0354           | 0.9768       | 0.6533         | 1,602,188    | 238,043            | 606,774    | 368,731     | 2,098,702                     | 1,860,659  | 288     |
| HERSHEY PUBLIC SCHOOLS   | 0.9196           | 0.7580       | 0.5898         | 1,174,477    | 1,875,148          | 2,822,223  | 947,075     | 3,879,256                     | 2,004,108  | 535     |
| MAXWELL PUBLIC SCHOOLS   | 0.8234           | 0.7461       | 0.4810         | 1,318,528    | 1,576,333          | 1,776,077  | 199,744     | 2,658,481                     | 1,082,148  | 252     |
| MULLEN PUBLIC SCHOOLS    | 0.5423           | 0.4802       | 0.4802         | 4,168,831    | 334,950            | 475,632    | 140,682     | 475,632                       | 140,682    | 157     |
| MC PHERSON COUNTY SCH    | 0.6949           | 0.6947       | 0.4535         | 6,572,222    | 5,917              | 84,869     | 78,952      | 912,391                       | 906,474    | 52      |
| STAPLETON PUBLIC SCHO    | 0.6382           | 0.6203       | 0.4459         | 2,491,627    | 342,264            | 586,099    | 243,835     | 1,312,725                     | 970,461    | 167     |
| THEDFORD PUBLIC SCHO     | 0.5808           | 0.5680       | 0.4070         | 2,815,496    | 179,063            | 368,552    | 189,489     | 949,014                       | 769,951    | 128     |
| ELKHORN PUBLIC SCHOOLS   | 1.0226           | 0.8996       | 0.7359         | 907,128      | 17,028,723         | 20,055,996 | 3,027,273   | 36,368,015                    | 19,339,292 | 10,985  |
| AURORA PUBLIC SCHOOLS    | 0.8482           | 0.7816       | 0.7816         | 1,623,394    | 216,575            | 1,993,031  | 1,776,456   | 1,993,031                     | 1,776,456  | 1,159   |
| TWIN RIVER PUBLIC SCHO   | 0.7474           | 0.6805       | 0.6678         | 2,720,828    | 53,048             | 656,942    | 603,894     | 794,407                       | 741,359    | 398     |
| CENTRAL CITY PUBLIC SCH  | 0.8720           | 0.7594       | 0.6210         | 1,617,148    | 102,538            | 1,199,519  | 1,096,981   | 2,810,441                     | 2,707,903  | 720     |
| NORTHWEST PUBLIC SCHO    | 0.7373           | 0.5307       | 0.5307         | 786,869      | 8,302,564          | 10,083,571 | 1,781,007   | 10,083,571                    | 1,781,007  | 1,434   |
| GILTNER PUBLIC SCHOOLS   | 0.7853           | 0.7403       | 0.5108         | 1,723,603    | 862,211            | 1,180,926  | 318,715     | 2,059,380                     | 1,197,169  | 222     |
| FULLERTON PUBLIC SCHO    | 0.8709           | 0.7804       | 0.4912         | 1,928,983    | 33,935             | 479,500    | 445,565     | 2,108,970                     | 2,075,035  | 292     |
| HAMPTON PUBLIC SCHOOLS   | 0.6963           | 0.6397       | 0.4650         | 2,140,092    | 573,856            | 840,067    | 266,211     | 1,503,179                     | 929,323    | 177     |
| PALMER PUBLIC SCHOOLS    | 0.9085           | 0.8772       | 0.4087         | 1,079,477    | 1,441,843          | 1,721,292  | 279,449     | 3,252,305                     | 1,810,462  | 303     |
| KEARNEY PUBLIC SCHOOLS   | 1.0165           | 0.9828       | 0.7198         | 826,269      | 10,076,421         | 10,025,855 | -50,566     | 22,354,024                    | 12,277,603 | 5,673   |
| SHELTON PUBLIC SCHOOLS   | 1.0319           | 1.0495       | 0.6647         | 1,614,312    | 498,825            | 409,256    | -89,569     | 1,922,773                     | 1,423,948  | 244     |
| GIBBON PUBLIC SCHOOLS    | 0.9940           | 0.9482       | 0.5765         | 1,290,833    | 1,313,704          | 1,132,886  | -180,818    | 3,632,456                     | 2,318,752  | 521     |
| WOOD RIVER RURAL SCHO    | 0.9904           | 0.9192       | 0.7411         | 1,806,653    | 61,525             | 771,516    | 709,991     | 2,266,941                     | 2,205,416  | 465     |
| CENTRAL VALLEY PUBLIC S  | 0.7861           | 0.7529       | 0.7110         | 3,264,344    | 28,786             | 459,191    | 430,405     | 843,688                       | 814,902    | 281     |
| DONIPHAN-TRUMBULL PU     | 0.8857           | 0.8158       | 0.6412         | 1,811,628    | 82,944             | 734,472    | 651,528     | 2,067,995                     | 1,985,051  | 421     |
| CENTURA PUBLIC SCHOOLS   | 0.9790           | 0.9097       | 0.6210         | 1,523,638    | 366,704            | 993,805    | 627,101     | 2,884,945                     | 2,518,241  | 430     |
| LOUP CITY PUBLIC SCHOOLS | 0.7698           | 0.7407       | 0.6123         | 2,336,348    | 29,497             | 464,713    | 435,216     | 1,319,243                     | 1,289,746  | 285     |
| ARCADIA PUBLIC SCHOOLS   | 1.1727           | 1.0866       | 0.6065         | 1,410,204    | 1,256,224          | 1,303,312  | 47,088      | 2,120,780                     | 864,556    | 121     |
| RAVENNA PUBLIC SCHOOLS   | 0.7000           | 0.6403       | 0.5905         | 2,106,252    | 38,332             | 608,162    | 569,830     | 1,000,816                     | 962,484    | 374     |
| ORD PUBLIC SCHOOLS       | 0.8090           | 0.7456       | 0.5798         | 1,713,082    | 102,351            | 851,459    | 749,108     | 2,309,458                     | 2,207,107  | 513     |
| ST PAUL PUBLIC SCHOOLS   | 0.9844           | 0.9608       | 0.5576         | 1,096,297    | 1,957,308          | 1,818,598  | -138,710    | 4,743,115                     | 2,785,807  | 662     |
| WHEELER CENTRAL SCHO     | 0.5459           | 0.5304       | 0.5304         | 6,336,114    | 10,941             | 179,311    | 168,370     | 179,311                       | 168,370    | 111     |
| LITCHFIELD PUBLIC SCHO   | 0.9197           | 0.9517       | 0.5274         | 2,646,786    | 14,989             | 188,979    | 173,990     | 1,359,799                     | 1,344,810  | 104     |

| School Name                       | GF Levy Changes: |              |                |              | State Aid Changes: |            |           | Nebr. Plan State Aid Changes: |            |         |
|-----------------------------------|------------------|--------------|----------------|--------------|--------------------|------------|-----------|-------------------------------|------------|---------|
|                                   | 22-23            | 23-24 GF     | 23-24 Nebr.    | Valuation    | 22-23              | 23-24      | 22-23 to  | 23-24 State                   | 22-23 to   | Formula |
|                                   | General          | Levy         | Plan Potential |              |                    |            |           |                               |            |         |
|                                   | Fund             | w/\$1500     | GF Levy, Ag @  | 30%, Other @ | State Aid          | State Aid  | State Aid | Nebr. Plan,                   | Nebraska   |         |
| Levy                              | Aid              | 70% + \$1500 | 70% + \$1500   | Change       | Change             | Change     | Ag @ 30%, | Plan State                    | Students   |         |
| ELBA PUBLIC SCHOOLS               | 0.9384           | 0.9649       | 0.4867         | 1,640,442    | 1,110,547          | 1,143,365  | 32,818    | 1,990,552                     | 880,005    | 108     |
| ST EDWARD PUBLIC SCHOOLS          | 0.6719           | 0.6462       | 0.4848         | 2,898,555    | 21,698             | 267,383    | 245,685   | 1,029,201                     | 1,007,503  | 163     |
| ELM CREEK PUBLIC SCHOOLS          | 0.9232           | 0.8784       | 0.4838         | 1,368,289    | 610,385            | 786,142    | 175,757   | 2,560,095                     | 1,949,710  | 329     |
| RIVERSIDE PUBLIC SCHOOLS          | 0.5504           | 0.4793       | 0.4793         | 4,004,960    | 126,738            | 417,192    | 290,454   | 417,192                       | 290,454    | 216     |
| BOONE CENTRAL SCHOOLS             | 0.4786           | 0.4465       | 0.4465         | 2,694,880    | 427,193            | 1,356,774  | 929,581   | 1,356,774                     | 929,581    | 575     |
| PLEASANTON PUBLIC SCHOOLS         | 0.8641           | 0.8456       | 0.4280         | 1,440,121    | 499,421            | 622,000    | 122,579   | 2,406,169                     | 1,906,748  | 297     |
| AMHERST PUBLIC SCHOOLS            | 0.7929           | 0.6596       | 0.2276         | 1,068,377    | 1,973,156          | 2,091,214  | 118,058   | 3,777,573                     | 1,804,417  | 365     |
| COLUMBUS PUBLIC SCHOOLS           | 1.0115           | 1.0158       | 0.7651         | 697,895      | 15,082,475         | 14,235,067 | -847,408  | 20,978,126                    | 5,895,651  | 3,853   |
| STANTON COMMUNITY SCHOOLS         | 0.8915           | 0.8260       | 0.5648         | 1,808,886    | 153,953            | 663,869    | 509,916   | 2,453,348                     | 2,299,395  | 379     |
| LAKEVIEW COMMUNITY SCHOOLS        | 0.5921           | 0.5080       | 0.5080         | 1,901,507    | 324,703            | 1,857,093  | 1,532,390 | 1,857,093                     | 1,532,390  | 910     |
| HUMPHREY PUBLIC SCHOOLS           | 0.3398           | 0.3486       | 0.3486         | 3,501,616    | 536,269            | 1,144,678  | 608,409   | 1,144,678                     | 608,409    | 294     |
| SOUTH CENTRAL NEBRASKA SCHOOLS    | 0.7584           | 0.7216       | 0.7216         | 2,461,008    | 96,073             | 1,089,527  | 993,454   | 1,089,527                     | 993,454    | 650     |
| HOLDREGE PUBLIC SCHOOLS           | 0.9056           | 0.8605       | 0.6826         | 1,280,268    | 185,200            | 1,689,741  | 1,504,541 | 3,903,307                     | 3,718,107  | 972     |
| MC COOK PUBLIC SCHOOLS            | 0.9679           | 0.9272       | 0.6317         | 727,634      | 6,093,643          | 5,527,650  | -565,993  | 8,388,796                     | 2,295,153  | 1,330   |
| SOUTHERN VALLEY SCHOOLS           | 0.7798           | 0.7047       | 0.6149         | 2,514,991    | 38,303             | 588,987    | 550,684   | 1,405,638                     | 1,367,335  | 362     |
| SOUTHWEST PUBLIC SCHOOLS          | 0.7046           | 0.6422       | 0.6026         | 2,744,086    | 31,990             | 444,042    | 412,052   | 737,467                       | 705,477    | 270     |
| SUPERIOR PUBLIC SCHOOLS           | 0.9043           | 1.0152       | 0.5710         | 1,456,244    | 998,217            | 892,938    | -105,279  | 3,354,919                     | 2,356,702  | 381     |
| FRANKLIN PUBLIC SCHOOLS           | 0.9744           | 0.8755       | 0.5518         | 1,908,697    | 141,176            | 608,140    | 466,964   | 2,201,948                     | 2,060,772  | 258     |
| ALMA PUBLIC SCHOOLS               | 0.8814           | 0.8800       | 0.5450         | 1,318,680    | 1,547,027          | 1,368,382  | -178,645  | 2,920,837                     | 1,373,810  | 351     |
| HARVARD PUBLIC SCHOOLS            | 0.9855           | 0.9216       | 0.5356         | 2,007,405    | 106,614            | 333,502    | 226,888   | 1,852,856                     | 1,746,242  | 196     |
| RED CLOUD COMMUNITY SCHOOLS       | 0.8159           | 0.7992       | 0.5295         | 1,882,556    | 435,872            | 714,279    | 278,407   | 1,900,348                     | 1,464,476  | 234     |
| BLUE HILL COMMUNITY SCHOOLS       | 0.9443           | 0.8233       | 0.4801         | 1,404,052    | 734,337            | 1,074,893  | 340,556   | 2,486,996                     | 1,752,659  | 293     |
| CAMBRIDGE PUBLIC SCHOOLS          | 0.9201           | 0.8623       | 0.4664         | 1,509,194    | 1,012,161          | 861,150    | -151,011  | 2,373,440                     | 1,361,279  | 253     |
| SUTTON PUBLIC SCHOOLS             | 0.6428           | 0.5686       | 0.4526         | 2,057,735    | 238,678            | 931,273    | 692,595   | 1,910,008                     | 1,671,330  | 410     |
| ARAPAHOE PUBLIC SCHOOLS           | 0.7100           | 0.6720       | 0.3993         | 1,772,721    | 158,694            | 586,437    | 427,743   | 2,061,907                     | 1,903,213  | 305     |
| RALSTON PUBLIC SCHOOLS            | 1.0112           | 0.9161       | 0.7778         | 728,098      | 10,502,619         | 9,554,688  | -947,931  | 12,790,534                    | 2,287,915  | 3,214   |
| BELLEVUE PUBLIC SCHOOLS           | 1.0500           | 1.0400       | 0.8013         | 495,820      | 49,714,733         | 52,228,116 | 2,513,383 | 63,055,928                    | 13,341,195 | 9,148   |
| HUMBOLDT TABLE ROCK SCHOOLS       | 0.6848           | 0.5963       | 0.5963         | 3,527,213    | 43,481             | 441,590    | 398,109   | 441,590                       | 398,109    | 261     |
| JOHNSON CO CENTRAL PUBLIC SCHOOLS | 0.9617           | 0.8399       | 0.5930         | 1,697,138    | 57,928             | 789,594    | 731,666   | 2,789,060                     | 2,731,132  | 477     |
| NEBRASKA CITY PUBLIC SCHOOLS      | 1.0407           | 0.8916       | 0.5667         | 867,115      | 4,478,555          | 4,763,288  | 284,733   | 8,568,554                     | 4,089,999  | 1,351   |
| AUBURN PUBLIC SCHOOLS             | 1.0335           | 0.9175       | 0.5318         | 904,378      | 3,577,229          | 4,088,504  | 511,275   | 7,080,042                     | 3,502,813  | 858     |
| STERLING PUBLIC SCHOOLS           | 0.9218           | 0.8770       | 0.5272         | 1,782,006    | 33,989             | 322,663    | 288,674   | 1,552,327                     | 1,518,338  | 197     |
| SYRACUSE-DUNBAR-AVOCADO SCHOOLS   | 0.9167           | 0.7518       | 0.4924         | 1,367,710    | 119,774            | 1,290,212  | 1,170,438 | 3,950,312                     | 3,830,538  | 750     |

| School Name                       | GF Levy Changes:        |                       |  |                       | State Aid Changes: |                         |   | Nebr. Plan State Aid Changes:                          |                                      |                  |
|-----------------------------------|-------------------------|-----------------------|--|-----------------------|--------------------|-------------------------|---|--|--------------------------------------|------------------|
|                                   | 22-23 General Fund Levy | 23-24 GF w/\$1500 Aid | 23-24 Nebr. Plan Potential GF Levy, Ag @ 30%, Other @ 70% + \$1500 | Valuation per Student | 22-23 State Aid    | 23-24 Current State Aid | 22-23 to 23-24 Current State Aid Change | 23-24 State Aid with Nebr. Plan, Ag @ 30%, Other @ 70% | 22-23 to 23-24 Plan State Aid Change | Formula Students |
| FALLS CITY PUBLIC SCHOOLS         | 0.9760                  | 0.7599                | 0.4793   | 1,450,329             | 322,878            | 1,483,061               | 1,160,183                               | 4,572,428  | 4,249,550                            | 759              |
| LEWISTON CONSOLIDATED SCHOOLS     | 0.6288                  | 0.5970                | 0.4695   | 2,855,459             | 332,665            | 631,560                 | 298,895                                 | 1,235,364  | 902,699                              | 166              |
| PALMYRA DISTRICT OR 1             | 0.8679                  | 0.7568                | 0.4356   | 1,200,073             | 1,306,530          | 1,720,683               | 414,153                                 | 4,230,785  | 2,924,255                            | 651              |
| PAWNEE CITY PUBLIC SCHOOLS        | 0.8921                  | 0.8796                | 0.3688   | 1,349,534             | 1,191,368          | 1,120,089               | -71,279                                 | 2,874,924  | 1,683,556                            | 255              |
| JOHNSON-BROCK PUBLIC SCHOOLS      | 0.5871                  | 0.4564                | 0.1628   | 1,562,721             | 817,148            | 1,180,615               | 363,467                                 | 2,717,181  | 1,900,033                            | 335              |
| FREMONT PUBLIC SCHOOLS            | 1.0051                  | 0.9197                | 0.6761   | 696,552               | 19,843,494         | 20,552,905              | 709,411                                 | 29,000,224   | 9,156,730                            | 4,979            |
| SCRIBNER-SNYDER COMMUNITY SCHOOLS | 0.7350                  | 0.6534                | 0.5957   | 3,530,902             | 42,168             | 290,297                 | 248,129                                 | 610,599  | 568,431                              | 157              |
| DOUGLAS CO WEST COMMUNITY SCHOOLS | 0.6970                  | 0.5665                | 0.5665   | 1,680,246             | 1,061,300          | 2,745,057               | 1,683,757                               | 2,745,057  | 1,683,757                            | 977              |
| NORTH BEND CENTRAL PUBLIC SCHOOLS | 0.5945                  | 0.5394                | 0.5394   | 2,170,307             | 719,379            | 1,450,347               | 730,968                                 | 1,450,347  | 730,968                              | 560              |
| LOGAN VIEW PUBLIC SCHOOLS         | 0.6629                  | 0.5854                | 0.4781   | 1,706,850             | 835,786            | 1,562,403               | 726,617                                 | 2,629,045  | 1,793,259                            | 582              |
| OMAHA PUBLIC SCHOOLS              | 0.9995                  | 0.9864                | 0.7470   | 644,537               | 285,701,561        | 285,573,656             | -127,905                                | 362,202,745  | 76,501,184                           | 49,661           |
| MILLARD PUBLIC SCHOOLS            | 1.0540                  | 0.9421                | 0.6978   | 660,912               | 73,745,204         | 74,330,641              | 585,437                                 | 111,217,891  | 37,472,687                           | 22,849           |
| WESTSIDE COMMUNITY SCHOOLS        | 1.0750                  | 0.8700                | 0.8700   | 787,180               | 21,426,736         | 29,258,477              | 7,831,741                               | 29,258,477   | 7,831,741                            | 6,109            |
| LINCOLN PUBLIC SCHOOLS            | 1.0500                  | 0.9348                | 0.7088   | 876,982               | 114,733,599        | 104,411,057             | -10,322,542                             | 183,882,240  | 69,148,641                           | 40,095           |
|                                   |                         |                       |  |                       | 1,071,351,786      | 1,180,044,834           | 108,693,048                             | 1,765,865,031  | 694,513,245                          | 312,092          |

Levy:

|        |           |
|--------|-----------|
| Orange | > .90     |
| Green  | .80 - .89 |
| Yellow | .70 - .79 |
| White  | .50 - .69 |
| Blue   | < .50     |

Students:

| Orange | 7 Largest   | 9148-49,661 | 153,664 | 49.2% | 21,952 |
|--------|-------------|-------------|---------|-------|--------|
| Orange | Next 13     | 3002 - 6306 | 55,369  | 17.7% | 4,259  |
| Yellow | Next 19     | 1050 - 2428 | 29,487  | 9.4%  | 1,552  |
| White  | Next 47     | 500 - 999   | 32,651  | 10.5% | 695    |
| Green  | Next 78     | 250 - 499   | 26,906  | 8.6%  | 345    |
| Blue   | 80 Smallest | 52 - 249    | 14,016  | 4.5%  | 175    |
|        |             |             | 312,093 | 100%  |        |

Senator  
Last Name

Aguilar  
Albrecht  
Albrecht  
Albrecht  
Albrecht  
Albrecht  
Albrecht  
Albrecht  
Albrecht  
Albrecht  
Albrecht  
Arch  
Armendariz  
Ballard  
Ballard  
Ballard  
Bostelman  
Bostelman  
Bostelman  
Bostelman  
Bostelman  
Bostelman  
Bostelman  
Bostelman  
Bostelman  
Bostelman  
Bostelman  
Brandt  
Brandt  
Brandt  
Brandt  
Brandt

Senator

Last Name

Brandt

Brandt

Brandt

Brandt

Brandt

Brandt

Brandt

Brandt

Brandt

Brewer

Brewer

Brewer

Brewer

Brewer

Brewer

Brewer

Brewer

Brewer

Brewer

Brewer

Brewer

Brewer

Brewer

Brewer

Brewer

Brewer

Brewer

Brewer

Clements

Clements

Clements

Clements

Clements

Senator

Last Name

DeKay

DeKay

DeKay

DeKay

DeKay

DeKay

DeKay

DeKay

DeKay

DeKay

DeKay

DeKay

DeKay

DeKay

DeKay

DeKay

DeKay

DeKay

DeKay

DeKay

DeKay

DeKay

Dorn

Dorn

Dorn

Dorn

Dover

Dover

Dover

Dover

Dover

Dover

Erdman

Senator

Last Name

Erdman

Erdman

Erdman

Erdman

Erdman

Erdman

Erdman

Erdman

Erdman

Erdman

Erdman

Erdman

Erdman

Erdman

Halloran

Halloran

Halloran

Halloran

Halloran

Halloran

Halloran

Halloran

Halloran

Hansen

Hansen

Hansen

Hansen

Hansen

Hansen

Hansen

Hansen

Hansen

Hansen

Hardin

Senator

Last Name

Hardin

Hardin

Hardin

Hardin

Hardin

Hardin

Holdcroft

Holdcroft

Hughes

Hughes

Hughes

Hughes

Hughes

Hughes

Hughes

Hughes

Hughes

Hughes

Ibach

Ibach

Ibach

Ibach

Ibach

Ibach

Ibach

Ibach

Ibach

Ibach

Ibach

Ibach

Ibach

Ibach

Ibach

Senator

Last Name

Jacobson

Jacobson

Jacobson

Jacobson

Jacobson

Jacobson

Jacobson

Jacobson

Jacobson

Jacobson

Linehan

Lippincott

Lippincott

Lippincott

Lippincott

Lippincott

Lippincott

Lippincott

Lippincott

Lowe Sr.

Lowe Sr.

Lowe Sr.

Meyer

Meyer

Meyer

Meyer

Meyer

Meyer

Meyer

Meyer

Meyer

Meyer

Meyer

Senator

Last Name

Meyer

Meyer

Meyer

Meyer

Meyer

Meyer

Meyer

Moser

Moser

Moser

Moser

Murman

Murman

Murman

Murman

Murman

Murman

Murman

Murman

Murman

Murman

Murman

Murman

Murman

Murman

Riepe

Sanders

Slama

Slama

Slama

Slama

Slama

Slama

Senator

Last Name

Slama

Slama

Slama

Slama

Slama

Walz

Walz

Walz

Walz

Walz

**2024 COST REVIEW**

**Current Cost of Newsletter (10 Months)**

Annual Bulk Permit \$ 22.50 per month (225.00 Annual)  
Avg. Pstg. Per Month \$ 360.00  
Paper Cost \$ 250.00 **1520** Copies

**PSTG./ Supply Cost** \$ **632.50 Per month**  
\$ **6,325.00 Annual cost**

Approx. cost per copy mailed \$ 0.42

**If Designated Boxes Only**

**# of Copies**

Avg. Cost Per Piece Mailed \$ 0.80 **500** \$ 400.00

Paper Cost 29.12 Approx. cost per copy mailed \$ 0.86

**PSTG./ Supply Cost**

\$ **429.12 Per month**  
\$ **4,291.20 Annual cost**

Your Single Source Service Provider |



Council Bluffs/Omaha | Sioux City | Kearney | Sturgis | Lincoln | Denver

March 6, 2024

**QUOTE NUMBER: Q2401208**

**KURT SANDER**

Rasmussen Mechanical Services  
3211 Nebraska Avenue  
Council Bluffs, Iowa 51501

**RUSS WARING**

JOHNSON COUNTY CENTRAL SCHOOLS  
PO BOX 338  
TECUMSEH, Nebraska  
68450

**Proposal**

**Subject: Johnson Co. Schools Gym Heater Replacement**

**Russ Waring,**

Rasmussen Mechanical Services is pleased to quote the following scope of work during normal working conditions unless specified otherwise in the scope below.

**Inclusions:**

Remove 1ea existing heaters serving the gym.

Provide and install 1 new Reznor CS-250 Duct Furnaces.

Startup and checkout.

**Exclusions:**

Overtime.

Scissor Lift.

**Clarifications:**

Lead time for the Reznor Duct Furnaces is 6 weeks.

**Price**

Rasmussen Mechanical Services will furnish the Equipment, Materials, Tools, Labor, Supervision and Services as outlined in the above Scope of Work for the net sum of:

*Sixty Three Thousand One Hundred Forty Three Dollars....\$63,143.00*

## Terms and Conditions

- **Price Changes.** Due to market constraints, all prices provided by Rasmussen Mechanical Services are subject to change to the prices in effect at the time of customer acceptance.
- Sales Tax is not included in price.
- Deposit Required with Contract - \$16,000
- Monthly payment request (progress billings), per progress schedule.
- Balance is due upon start-up or thirty (30) days after completion of installation or work performed (if start-up is delayed thru no fault of Seller).
- Invoices to be paid, Net 30 Days per Seller's Terms and Conditions, <https://www.rasmech.com/terms>
- Note: For your convenience, monthly payment request invoices will be submitted on or before the end of each month and will be submitted on Seller's Standard Payment Request Forms.

NOTICE: THIS PROPOSAL IS CONTINGENT ON A LACK OF IMPACT BY THE CORONAVIRUS NATIONAL EMERGENCY. Given the existence of the coronavirus pandemic, Rasmussen Mechanical Services will use its best efforts to staff and supply this project to be meet the scheduled completion date. However, Rasmussen Mechanical Services reserves its right to seek an excusable extension of time if Rasmussen Mechanical Services or its subcontractors and suppliers are unable to maintain planned crew sizes due to the illness, supply shortages or governmental restraints on business, travel and/or assembly. To the extent that the project is suspended pursuant to the terms of the proposed Rasmussen Mechanical Services, we intend to seek additional costs associated with the suspension.

Rasmussen Mechanical Services is grateful for the opportunity to be of service. Thank you for considering our Proposal and we look forward to working with you. If there are any question, please contact me.

Respectfully Submitted,

**Kurt Sander**

*Project Manager*

**Rasmussen Mechanical Services**

**Phone:** (402) 261-5094

**Mobile:** +1 4026191529

**Email:** kurt.sander@rasmech.com

**Boiler Repair | Burner Services | HVAC | Industrial Air | Mechanical Construction | Temperature Controls**

**Confidentiality Note:** This Proposal may contain confidential and/or private information. If you received this Proposal in error please delete and notify sender.

**Buyer's Acceptance**

**Approved by Seller**

---

Authorized Signature for: JOHNSON  
COUNTY CENTRAL SCHOOLS

---

Rasmussen Mechanical Services

---

Date of Acceptance

**QUOTE NUMBER: Q2401208**

Date of Acceptance

---

**Crouch Recreation, Inc.**  
 1309 S 204th Street #330  
 Elkhorn, NE 68022  
 nicole@crouchrec.com  
 www.crouchrec.com

# Quote



| ADDRESS  |
|--|
| Johnson County Central Public<br>Schools<br>358 N Sixth Street<br>Tecumseh, Ne 68450<br>Marcus Sheer<br>402.921.8039 |

| SHIP TO  |
|--|
| American Lift & Sign<br>6958 N. 97th Circle<br>Omaha, NE 68122 |

| QUOTE # | DATE       | EXPIRATION DATE |
|---------|------------|-----------------|
| 3515    | 02/16/2024 | 03/29/2024      |

**TERMS**

50% Deposit W/Order

**SALES REP**

Ryan Wilke

**PROJECT NAME**

Option 1

| ACTIVITY   | QTY | RATE       | AMOUNT     |
|--|-----|------------|------------|
| <b>Daktronics</b><br>Please Reference 834116-1-1<br>X-2160-176X308-16MT-MR-LT-25, 9.6' x 4.1' Ad<br>Panels Daktronics Live Video Display<br>Matrix: 176 lines by 308 columns<br>Line Spacing: 16mm<br>LED Color: RGB - 281 Trillion Colors<br>Cabinet Dimensions: 9' 8" H X 25' 0" W X 0' 11" D<br>(Approx. Dimensions)<br>Max Power: 7010 watts/display<br>Weight: 2115 lbs<br>Includes:<br>Daktronics System Installation Drawings<br><br>Daktronics System Electrical Drawings<br><br>Control-1 video input (Primary Player & Processor<br>Only) w/ Laptop for All Sport® Pro<br>Standard Definition or High Definition (1080p); 1<br>video input for All Sport® Pro<br><br>Outdoor Scoreboard Radio Communication<br>(Transmitter) - Frequency of 2.4 GHz<br><br>All Sport® Pro - Football/Soccer/Lacrosse | 1   | 106,520.00 | 106,520.00 |

| ACTIVITY  | QTY | RATE      | AMOUNT    |
|---|-----|-----------|-----------|
| Software with tablet control capability (1 iPad included)   |     |           |           |
| All Sport® Pro Wireless Access Point TP-Link Wireless Access Point  |     |           |           |
| Live Score Bug Device to output Score Bug from All Sport®   |     |           |           |
| Soft Sided Carrying Case for All Sport® 1600 Controller Kit or MX-1 Mobile Scoring Kit  |     |           |           |
| Standard Video with SCS One-on-One Webinar Training   |     |           |           |
| System Startup Final Commissioning of Equipment   |     |           |           |
| <b>Daktronics</b><br>Custom Logo RTD Frames. 1-3 RTD Frames   | 1   | 1,170.00  | 1,170.00  |
| <b>Daktronics</b><br>Personalized Package - Your School Colors, Mascot/Logo - 20 Pre-Selected Popular/Essential Animations Included   | 1   | 3,525.00  | 3,525.00  |
| <b>Daktronics</b><br>Personalized Package - Pick 20 Animations from any Team Spirit Animations. Intended to further fulfill sponsor features and sponsor logos  | 1   | 4,230.00  | 4,230.00  |
| <b>Daktronics</b><br>Advanced Daktronics Event Production Curriculum Package Includes Chapters: Content Studio, Display Studio, Dak Video System Basics, Game Outline, Scoring/Timing, Final Project, Intro to Video Board Production, Display Content.   | 1   | 5,290.00  | 5,290.00  |
| <b>Daktronics</b><br>FB-2036-W-PV-F PanaView® Football Scoreboard; Scoreboard Color: _____; Caption Color: White (7725-10)<br>Cabinet Dimensions: 4' 0" H X 25' 0" W X 0' 8" D (Approx. Dimensions)<br>Digit Type: PANAVIEW<br>Digit Color: WHITE<br>Weight: 600 lbs<br>Perimeter Border Stripe for FB-2036 Scoreboard; Color:_____ | 1   | 19,400.00 | 19,400.00 |
| Backlit Captions 4' Scoreboard Backlit Captions   |     |           |           |
| 8x48-34mm LED Team Name Message Center; Set of 2; White LED's<br>Digit Color: WHITE<br>Weight: 120 lbs  |     |           |           |
| Radio Receiver Frequency of 2.4 GHz<br><b>Daktronics</b>  | 1   | 1,240.00  | 1,240.00  |

| ACTIVITY   | QTY | RATE      | AMOUNT    |
|--|-----|-----------|-----------|
| All Sport® 5010 Control Console Kit  |     |           |           |
| Outdoor Scoreboard Radio Communication<br>(Transmitter) - Frequency of 2.4 GHz   |     |           |           |
| <b>Daktronics</b><br>DAK Score App with All Sport® MX-1 Mobile<br>Scoring Kit and Gen VI Radio Transmitter   | 1   | 460.00    | 460.00    |
| <b>Freight</b>   | 1   | 1,100.00  | 1,100.00  |
| <b>American Lift &amp; Sign</b><br>Installation Includes:<br>STEEL<br>CONCRETE<br>EXCAVATION & DIRT REMOVAL<br>SET STEEL & PAINT<br>MATERIALS & MISC<br>CRANE RENTAL<br>4' X 25' Arch<br>9'6" X 4'1" SPONSOR PANELS<br>1 CALL<br>RECEIVE & INSTALL | 1   | 40,015.00 | 40,015.00 |

Items needed to place the order:

SUBTOTAL 182,950.00

\*Tax Exempt Forms (If Applicable)

TAX 0.00

\*Signed Quote

TOTAL **\$182,950.00**

\*If payment terms requires a deposit, we will need that in hand to place the order.

1.5% Late Fee will be added to any invoices past 14 days late of the due date. Please see payment terms above.

3% Fee will be added to any payments made by credit card.

Thank you for the opportunity!

Accepted By

Accepted Date

**Crouch Recreation, Inc.**  
 1309 S 204th Street #330  
 Elkhorn, NE 68022  
 nicole@crouchrec.com  
 www.crouchrec.com

# Quote



| ADDRESS  |
|--|
| Johnson County Central Public<br>Schools<br>358 N Sixth Street<br>Tecumseh, Ne 68450<br>Marcus Sheer<br>402.921.8039 |

| SHIP TO  |
|--|
| American Lift & Sign<br>6958 N. 97th Circle<br>Omaha, NE 68122 |

| QUOTE # | DATE       | EXPIRATION DATE |
|---------|------------|-----------------|
| 3516    | 02/16/2024 | 03/29/2024      |

**TERMS**

50% Deposit W/Order

**SALES REP**

Ryan Wilke

**PROJECT NAME**

Option 2

| ACTIVITY  | QTY | RATE      | AMOUNT    |
|---|-----|-----------|-----------|
| <b>Daktronics</b><br>Please Reference 834116-1-1<br>FB-2018-W-PV-F PanaView® Football Scoreboard;<br>Scoreboard<br>Color: _____; Caption Color: _____<br>Cabinet Dimensions: 8' 0" H X 18' 0" W X 0' 8" D<br>(Approx. Dimensions)<br>Digit Type: PANAVIEW<br>Digit Color: WHITE<br>Max Power: 635 watts/display<br>Weight: 575 lbs<br><br>Perimeter Border Stripe for FB-2018 Scoreboards;<br>Color: _____<br><br>15" PanaView Time Outs Left Option (White LEDs)<br>For FB-2018 Scoreboards<br><br>Radio Receiver - Frequency of 2.4 GHz<br><br>12VDC Trumpet Horn w/Power Supply<br>For Outdoor Scoreboards<br><br>I-Beam Mounting Method (A) For 2 I-Beams | 1   | 13,852.00 | 13,852.00 |
| <b>Daktronics</b>   | 1   | 1,240.00  | 1,240.00  |

| ACTIVITY   | QTY | RATE     | AMOUNT   |
|--|-----|----------|----------|
| All Sport® 5010 Control Console Kit  |     |          |          |
| Outdoor Scoreboard Radio Communication (Transmitter) - Frequency of 2.4 GHz  |     |          |          |
| <b>Daktronics</b><br>DAK Score App with All Sport® MX-1 Mobile Scoring Kit and Gen VI Radio Transmitter  | 1   | 460.00   | 460.00   |
| <b>Freight</b>   | 1   | 800.00   | 800.00   |
| <b>American Lift &amp; Sign</b><br>Installation Includes:<br>*Remove old varsity and just reinstall new 18' board<br>*Reconnect electrical if we are not changing the conduit. | 1   | 4,200.00 | 4,200.00 |

|                                   |          |                    |
|-----------------------------------|----------|--------------------|
| Items needed to place the order:  | SUBTOTAL | 20,552.00          |
| *Tax Exempt Forms (If Applicable) | TAX      | 0.00               |
| *Signed Quote                     | TOTAL    | <b>\$20,552.00</b> |

\*If payment terms requires a deposit, we will need that in hand to place the order.

1.5% Late Fee will be added to any invoices past 14 days late of the due date. Please see payment terms above.

3% Fee will be added to any payments made by credit card.

Thank you for the opportunity!

Accepted By

Accepted Date



# Johnson County Central Public Schools

358 N 6TH ST, PO BOX 338, TECUMSEH, NE 68450

407 N 1ST ST, PO BOX 255, COOK, NE 68329

**JON ROTHER**

SUPERINTENDENT/PK-3 PRINCIPAL  
402-335-3320

**RICK LESTER**

HIGH SCHOOL PRINCIPAL  
402-335-3328

**RICH BACON**

MIDDLE SCHOOL PRINCIPAL  
402-864-4181

March 1, 2024

Mr. Rother and JCC Board of Education,

Please accept my letter of resignation as I plan to retire at the end of the 2023-2024 school year. My last day will be May 31<sup>st</sup>. Thank-you.

Sincerely,

*Julie Damme*

MS Secretary,  
Julie Damme

March 7, 2024

Dear Mr. Rother & Johnson County Central School Board,

Please accept this letter of resignation from my position as a teacher at JCC Public Schools at the conclusion of the 2023-2024 school year. It has been an absolute joy and honor to be a part of this amazing district for the last 9 years. Being a Thunderbird has shaped me into the person and educator that I am today, and I am so grateful for all the opportunities that the district has provided me!

The staff, students, and school board of Johnson County Central are the best of the best, and I will miss it all as I take on life's next adventure.

Sincerely,  
Julie Beach

## **SUPERINTENDENT'S CONTRACT OF EMPLOYMENT JOHNSON COUNTY CENTRAL PUBLIC SCHOOLS**

THIS CONTRACT is made by and between the **Board of Education of Johnson County Central Public Schools**, legally known as **Johnson County School District No. 49-0050**, and referred to as "the Board" and "the School District" respectively, and **Jon Rother**, referred to herein as "the Superintendent". In accordance with its action taken and recorded in the minutes of a duly advertised board meeting, the Board agrees to employ the Superintendent, and the Superintendent agrees to accept such employment, subject to the terms and conditions set forth herein.

**Section 1. Term of Contract.** The Superintendent shall be employed for a period of one (1) year beginning on July 1, 2024, and expiring on June 30, 2025. During each year of this contract, the Superintendent shall render at least 230 working days of service in the performance of his duties as Superintendent. "Working days" typically will not include Saturdays, Sundays, and legal holidays, but it shall include all days on which the Superintendent actually and necessarily completes his contractual duties. The Superintendent agrees to work sufficient hours and days to satisfactorily complete the duties of this contract. The Superintendent shall keep complete and accurate records of his working days and shall provide the Board of Education with a report of his accumulated working days at least quarterly.

**Section 2. Renewal of Contract.** If a Board representative does not inform the Superintendent in writing on or before **the seventh day after the regular December board meeting** of the Board's intention to consider the nonrenewal or amendment of this contract, the contract will automatically renew for a period of **one year** from and after the expiration date provided in Section 1 of this contract. The Superintendent shall remind the Board in writing of this provision no later than **its regular November meeting** of each year of this contract and shall make the renewal of his employment contract an agenda item for the regular **December** board meeting during each year of this contract. At the time of each contract renewal and/or amendment, the Superintendent shall be responsible for taking all necessary steps to insure that the district has complied with the Superintendent Pay Transparency Act.

**Section 3. Salary.** The Superintendent's salary for the contract year shall be \$147,700 which shall be paid in 12 equal monthly installments beginning in the month of August 2024. The Board shall not reduce the Superintendent's salary during the term of the contract, but may increase it and/or the benefits during the term of this contract, as an amendment to the

contract, without the amendment constituting a new contract, requiring a hearing, or extending the term of this contract.

**Section 4. Deductions.** This contract shall conform to the statutes and regulations governing deductions from compensation and shall be subject to the School Employees Retirement Act. The Superintendent authorizes the District to deduct or withhold from each and every period of pay any amounts necessary to offset any damages caused by the Superintendent or the value of property or money entrusted to the Superintendent or owed by the Superintendent to the District during the course of or as a result of the Superintendent's employment, if such property or money have not properly been returned to the District. The school district shall withhold other deductions as the Superintendent and Board may agree.

**Section 5. Professional Status.** The Superintendent affirms that he is not under contract with any other board of education covering any part or all of the term provided in this contract. Throughout the contract term, he will hold a valid and appropriate certificate to act as a superintendent of schools in the State of Nebraska which he will register and maintain on file in the school district's central administrative office. This contract shall not be valid and the Board will not compensate the Superintendent for any service performed prior to the date that he registers his certificate. The Superintendent represents that: (1) all information he provided in connection with his application for employment with the District was true and accurate at the time of application, and if there is or has been a material change in such information, he will advise the Board immediately; (2) he has never been convicted of or plead no contest to, a felony as defined in Title 92, Chapter 21, Sections 003.11 and 003.13 of the Nebraska Administrative Code ("Rule 21"), or any offense involving moral turpitude, abuse, neglect, or sexual misconduct, as defined in Title 92, Chapter 21, Sections 003.12 and 003.13 of the Nebraska Administrative Code; and (3) he has not had any professional licenses or certificates suspended or revoked.

**Section 6. Superintendent's Duties.** The Superintendent's duties shall be 0.8 FTE Superintendent, 0.2 FTE Principal, and as prescribed by statute and by Board policies, rules, regulations, and directives. The Superintendent agrees to devote his time, skill, labor, and attention to his duties throughout the contract term. The Superintendent shall be subject to the direction and control of the Board at all times and shall perform such administrative duties as the Board assigns to him. The Superintendent shall not undertake consultative work, speaking engagements, writing, lecturing, or other professional duties and obligations without first obtaining the written agreement of the school board.

**Section 7. Board-Superintendent Relationship.** The Board shall be primarily responsible for formulating and adopting policy. The Superintendent shall be the chief administrative officer for the district and shall be responsible for implementing Board policy. He shall organize the administrative and supervisory staff, and select, place, and transfer personnel with the concurrence of the Board. He is responsible for administering the instruction of students and the business affairs of the school district. The Board members agree, individually and collectively, to promptly refer all criticisms, complaints, and suggestions called to their attention to the Superintendent for action, study, and/or recommendation, as appropriate.

**Section 8. Cancellation or Mid-Term Amendment.** The Board may cancel or amend this contract during its term for any of the following reasons: (a) the cancellation, termination, revocation, or suspension of the Superintendent's certificate (Nebraska Administrative and Supervisory Certificate, or the Nebraska Professional Administrative and Supervisory Certificate) by the State Board of Education; (b) any of the reasons set forth in this contract; (c) the breach of any of the material provisions of this contract; (d) incompetence; (e) neglect of duty; (f) unprofessional conduct; (g) insubordination; (h) conduct involving moral turpitude; (i) physical or mental incapacity; (j) immorality; (k) conviction of a felony; (l) any conduct that substantially interferes with the Superintendent's continued performance of his duties; (m) any arrest, criminal charge, or criminal conviction of Superintendent or the failure to report the same; (n) any filing against the Superintendent under NEB. REV. STAT. § 43-247 or any other provision of the Nebraska Juvenile Code for child abuse and/or neglect or the failure to report the same; (o) knowingly falsifying school district records or documents; (p) misrepresentation of fact to the district and its personnel in the conduct of the district's official business; (q) the use or possession of illegal drugs or controlled substances except as prescribed by a physician; or (r) being under the influence of illegal drugs, controlled substances, or alcohol while on school grounds, at school events, or in a vehicle owned, leased or contracted by the district except as prescribed by a physician. The procedures for cancellation or amendment shall be in accordance with state statutes. The parties agree that the Superintendent's failure to comply with his duties under Section 2 (Renewal of Contract) or Section 15 (Evaluation) shall constitute a material breach of this contract.

**Section 9. Disability.** If the Superintendent is unable to perform his duties by reason of illness, accident or other disability beyond his control, and the disability continues for a period of more than forty-five (45) days or if the disability is permanent, irreparable, or of such a nature as to make performance of his duties impossible, the Board may initiate action to cancel this contract, whereupon the respective rights, duties and obligations of the

parties hereunder shall terminate, with the exception of any benefits to be paid to the Superintendent under any insurance coverage furnished by the district.

**Section 10. Transportation.** The Board shall provide the Superintendent with transportation or reimburse his for mileage required in the performance of his official duties at the rate approved by the Board.

**Section 11. Fringe Benefits.** The Board shall provide the Superintendent with the following fringe benefits:

- a. Expense Reimbursement.** The Board shall pay or reimburse the Superintendent for expenses that are actually, necessarily, and reasonably incurred in attending educational seminars, conventions, and workshops; conferences; training programs; official school functions, hearings or meetings, provided that (1) such payment or expense is authorized by the Local Government Miscellaneous Expenditures Act (NEB. REV. STAT. § 13-2201 *et seq.*) or some other provision of law, and (2) the Superintendent shall secure the prior approval of the Board before incurring any such expense when the anticipated aggregate expense of any single event is \$1,500.00 or more. If the Superintendent incurs more than \$1,500.00 in educational seminars, workshops, conferences, or training programs in any contract year and chooses to not return the following year of employment as Superintendent, the Superintendent agrees to repay the district in full for expenses paid by the district.
- b. Cell Phone.** The Board shall provide the Superintendent with a cellular phone at school district expense. The Superintendent shall be permitted to use the cellular phone for personal calls except as otherwise prohibited or limited by the law. The Superintendent shall be responsible for the payment of any charges that directly result from personal use of the cellular phone and authorizes the school district to deduct the cost of the overage from his next regular paycheck.
- c. Health Insurance.** Family health insurance that is provided to certificated staff through the District's health insurance carrier.

- d. Dental Insurance.** Family dental insurance that is available to certificated staff through the District's health insurance carrier.
- e. Vision Insurance.** Family vision insurance that is available to certificated staff through the District's selected carrier.
- f. Disability Insurance.** The Superintendent shall purchase long-term disability insurance from the school district's carrier at his own expense. The Board will increase his salary by the amount of the premium cost.
- g. Professional Development.** The Superintendent is expected to continue his professional development and to participate in relevant learning experiences. With the approval of the Board, he may attend appropriate professional meetings at the local, state, regional and national level; and the Board will pay for valid expenses of attendance. If the Superintendent attends a national convention and does not return following the initial year of employment as Superintendent, the Superintendent agrees to repay the District in full for national convention expenses paid by the District.
- h. Professional Dues.** The school district will pay the annual dues for the Superintendent's membership in the following organizations: NCSA, AASA, NCA, and ASCD.
- i. Physical Examination.** The Superintendent may voluntarily choose to have a comprehensive medical exam each contract year, which is subject to reimbursement pursuant to the terms of this subsection. Any reimbursement request shall be limited to no more than \$500 of costs that are not paid by medical insurance applicable to the Superintendent. To be reimbursed, the Superintendent shall provide the Secretary of the Board (i) documentation sufficient to support the reimbursement request (e.g. receipts, explanation of benefits, etc.) and (ii) a statement from the physician certifying that the Superintendent is physically fit to perform the essential functions of the Superintendent's position with or without a reasonable accommodation. Such statement shall be placed in a separate medical file and remain confidential as to the extent permitted by law.

**Section 12. Residence/Domicile in School District.** The Superintendent shall have his domicile and principal residence within the boundaries of the District as they exist on the first duty day for the Superintendent under the terms of this contract; and, the Superintendent shall maintain his domicile and residence within the boundaries of the District during the term of this agreement, or any renewal, amendment, or continuation thereof, except as otherwise provided herein. If the Superintendent is in his first year of employment with the District and does not have his domicile and principal place of residence within the District at the time of his employment, the Superintendent shall move his domicile and principal place of residence into the corporate limits of the District before the expiration of the first six months from the Superintendent's first duty day under this contract. It is the purpose of this paragraph to require the Superintendent to, at all times during such employment, live and maintain his domicile and principal place of residence in the District to encourage the Superintendent: (1) to be highly motivated and deeply committed to the District's educational system; (2) to speak to and vote on ballot issues affecting the district as a legal voter of the school district; (3) to be involved in school and community activities bringing him in contact with parents and community leaders and be committed to the future of the district and its schools; (4) to be accessible to parents and students, and allow parents and students to become personally acquainted with the Superintendent; and (5) to gain sympathy and understanding for the cultural basis of the community, and the social, economic, and environmental problems of the children of the school community and are thus less likely to be considered isolated from the community in which he is the educational leader.

**Section 13. No Penalty for Release or Resignation.** There shall not be a penalty for the release or resignation of the Superintendent from this contract; provided no resignation shall become effective until the expiration of the contract unless it is accepted by the Board, and the Board shall fix the date at which the resignation shall take effect.

**Section 14. Compensation Upon Termination and Credit for Accrued Vacation.** Upon lawful termination of this contract for any reason, the compensation to be paid hereunder shall be an amount which bears the same ratio to the annual salary specified as the number of months or fraction thereof to the date of such termination bears to the 12 months in the annual salary period in which termination occurs. The Superintendent shall refund any portion of the salary he was paid but had not earned prior to the date of termination of this contract.

**Section 15. Evaluation.** The Board shall evaluate the Superintendent once during the 2024–2025 school year. The annual evaluations shall occur no later than the **regular December meeting**. The Superintendent shall: remind the Board members in writing of this provision no later than its **regular November meeting**; make his evaluation an agenda item for the regular **December** board meeting during each year of this contract; and provide them with the written evaluation instrument that is on file with the Nebraska Department of Education.

**Section 16. Legal Actions.** The Board will support the Superintendent if there is a legal dispute caused by him carrying out his duties properly. If a legal action, including a professional practice complaint, is threatened or filed against the Superintendent as a result of his performance of his duties or his position as Superintendent of the district, the Board will provide him with a legal defense to the maximum extent permitted by law so long as he acted in good faith and in a manner which he reasonably believes to be in or not opposed to the best interests of the district and, with respect to any criminal action or proceeding, had no reasonable cause to believe that his conduct was unlawful.

**Section 17. Physical or Mental Examination.** To the extent allowed by applicable law, the Superintendent agrees that, at the request of the Board, he will have a comprehensive physical and/or mental examination performed by one or more licensed physicians or psychologists of the Board's choosing during the term of this Contract. The physician's report to the Board shall address whether the Superintendent is able to perform the "essential functions" of his position with or without reasonable accommodation. Additionally, the report will address whether reasonable accommodations are necessary and, if so, provide information requested by the Board relating to such reasonable accommodations and the nature/duration of any disability.

**Section 18. Disciplinary Action.** The parties agree that the Board president may place the Superintendent on paid leave by delivering written notice of the same when the Board president determines it is in the best interests of the school district to do so. The paid leave shall continue unless and until a majority of the Board determines otherwise at a duly convened meeting. The Board may suspend the Superintendent without pay for a period not to exceed thirty (30) working days. Prior to suspending the Superintendent without pay, the Board president or secretary shall deliver a written notice to the Superintendent advising him of the alleged reasons for the proposed action and provided the opportunity to present his version of the facts. Within seven calendar days after receipt of such notice, the Superintendent may make a written request to the secretary of the school board for a formal due process hearing under NEB. REV. STAT. § 79-832. If

such a request is not delivered within such time, the action of the Board shall become final.

**Section 19. Governing Laws.** The parties shall be governed by all applicable state and federal laws, rules, and regulations in performance of their respective duties and obligations under this contact.

**Section 20. Amendments to be in Writing.** This contract may be modified or amended only by a writing duly authorized and executed by the Superintendent and the Board.

**Section 21. Severability.** If any portion of this contract is declared invalid or unenforceable by a court of competent jurisdiction, such declaration shall not affect the validity or enforcement of the remaining provisions of this contract.

IN WITNESS WHEREOF, the parties have executed this contract on the dates indicated below.

**Executed by the Board this \_\_\_\_ day of \_\_\_\_\_, 2024.**

\_\_\_\_\_  
President, Board of Education

\_\_\_\_\_  
Secretary, Board of Education

**Executed by the Superintendent this \_\_\_\_ day of \_\_\_\_\_, 2024.**

\_\_\_\_\_  
Superintendent

# 2024-2025 School Calendar

| July 2024 |    |    |    |    |    |    |
|-----------|----|----|----|----|----|----|
| Su        | M  | Tu | W  | Th | F  | Sa |
|           | 1  | 2  | 3  | 4  | 5  | 6  |
| 7         | 8  | 9  | 10 | 11 | 12 | 13 |
| 14        | 15 | 16 | 17 | 18 | 19 | 20 |
| 21        | 22 | 23 | 24 | 25 | 26 | 27 |
| 28        | 29 | 30 | 31 |    |    |    |

| August 2024 |    |    |    |    |    |    |
|-------------|----|----|----|----|----|----|
| Su          | M  | Tu | W  | Th | F  | Sa |
|             |    |    |    | 1  | 2  | 3  |
| 4           | 5  | 6  | 7  | 8  | 9  | 10 |
| 11          | 12 | 13 | 14 | 15 | 16 | 17 |
| 18          | 19 | 20 | 21 | 22 | 23 | 24 |
| 25          | 26 | 27 | 28 | 29 | 30 | 31 |

| September 2024 |    |    |    |    |    |    |
|----------------|----|----|----|----|----|----|
| Su             | M  | Tu | W  | Th | F  | Sa |
| 1              | 2  | 3  | 4  | 5  | 6  | 7  |
| 8              | 9  | 10 | 11 | 12 | 13 | 14 |
| 15             | 16 | 17 | 18 | 19 | 20 | 21 |
| 22             | 23 | 24 | 25 | 26 | 27 | 28 |
| 29             | 30 |    |    |    |    |    |

| October 2024 |    |    |    |    |    |    |
|--------------|----|----|----|----|----|----|
| Su           | M  | Tu | W  | Th | F  | Sa |
|              |    | 1  | 2  | 3  | 4  | 5  |
| 6            | 7  | 8  | 9  | 10 | 11 | 12 |
| 13           | 14 | 15 | 16 | 17 | 18 | 19 |
| 20           | 21 | 22 | 23 | 24 | 25 | 26 |
| 27           | 28 | 29 | 30 | 31 |    |    |

| November 2024 |    |    |    |    |    |    |
|---------------|----|----|----|----|----|----|
| Su            | M  | Tu | W  | Th | F  | Sa |
|               |    |    |    |    | 1  | 2  |
| 3             | 4  | 5  | 6  | 7  | 8  | 9  |
| 10            | 11 | 12 | 13 | 14 | 15 | 16 |
| 17            | 18 | 19 | 20 | 21 | 22 | 23 |
| 24            | 25 | 26 | 27 | 28 | 29 | 30 |

| December 2024 |    |    |    |    |    |    |
|---------------|----|----|----|----|----|----|
| Su            | M  | Tu | W  | Th | F  | Sa |
| 1             | 2  | 3  | 4  | 5  | 6  | 7  |
| 8             | 9  | 10 | 11 | 12 | 13 | 14 |
| 15            | 16 | 17 | 18 | 19 | 20 | 21 |
| 22            | 23 | 24 | 25 | 26 | 27 | 28 |
| 29            | 30 | 31 |    |    |    |    |

Total 2nd Qtr. Student Days = 38

| July |                  |
|------|------------------|
| 4    | Independence day |

| August                              |  |
|-------------------------------------|--|
| 7-9                                 | Teacher In-Service                         |
| 12                                  | First Day For Students - 1:00 PM Dismissal |
| 16                                  | Teacher In-Service                         |
| 19                                  | NO SCHOOL                                  |
| 20                                  | First Day For Preschool                    |
| 26                                  | Teacher In-Service                         |
| Teacher Days = 17 Student Days = 12 |  |

| September                           |  |
|-------------------------------------|--|
| 2                                   | Labor Day - NO SCHOOL                        |
| 9                                   | Teacher In-Service - NO SCHOOL for students. |
| 23                                  | Teacher In-Service - NO SCHOOL for students. |
| Student Days = 16 Teacher Days = 18 |  |

| October                                 |  |
|---|--|
| 7                                       | NO SCHOOL Parent-Teacher Conferences<br>11 AM - 7 PM |
| 11                                      | End 1st Quarter                                      |
| 21                                      | Teacher In-Service - NO SCHOOL for students.         |
| Student Days = 19 Teacher Days = 21     |  |
| <b>Total 1st Qtr. Student Days = 36</b> |  |
| <b>Total 1st Qtr. Teacher Days = 44</b> |  |

| November                            |  |
|-------------------------------------|--|
| 4                                   | Teacher In-Service - NO SCHOOL for students. |
| 18                                  | Teacher In-Service - NO SCHOOL for students. |
| 27-29                               | NO SCHOOL - Thanksgiving Break               |
| Student Days = 15 Teacher Days = 17 |  |

| December                            |  |
|-------------------------------------|--|
| 2                                   | Teacher In-Service - NO SCHOOL for students. |
| 16                                  | Teacher In-Service - NO SCHOOL for students. |
| 20                                  | End 2nd Quarter/1st Semester                 |
| 23-31                               | NO SCHOOL - Winter Break                     |
| 22-26                               | NSAA Winter Moratorium                       |
| Student Days = 12 Teacher Days = 14 |  |

Total 1st Sem. Student Days = 74

| January 2025 |    |    |    |    |    |    |
|--------------|----|----|----|----|----|----|
| Su           | M  | Tu | W  | Th | F  | Sa |
|              |    |    | 1  | 2  | 3  | 4  |
| 5            | 6  | 7  | 8  | 9  | 10 | 11 |
| 12           | 13 | 14 | 15 | 16 | 17 | 18 |
| 19           | 20 | 21 | 22 | 23 | 24 | 25 |
| 26           | 27 | 28 | 29 | 30 | 31 |    |

| February 2025 |    |    |    |    |    |    |
|---------------|----|----|----|----|----|----|
| Su            | M  | Tu | W  | Th | F  | Sa |
|               |    |    |    |    |    | 1  |
| 2             | 3  | 4  | 5  | 6  | 7  | 8  |
| 9             | 10 | 11 | 12 | 13 | 14 | 15 |
| 16            | 17 | 18 | 19 | 20 | 21 | 22 |
| 23            | 24 | 25 | 26 | 27 | 28 |    |

| March 2025 |    |    |    |    |    |    |
|------------|----|----|----|----|----|----|
| Su         | M  | Tu | W  | Th | F  | Sa |
|            |    |    |    |    |    | 1  |
| 2          | 3  | 4  | 5  | 6  | 7  | 8  |
| 9          | 10 | 11 | 12 | 13 | 14 | 15 |
| 16         | 17 | 18 | 19 | 20 | 21 | 22 |
| 23         | 24 | 25 | 26 | 27 | 28 | 29 |
| 30         | 31 |    |    |    |    |    |

| April 2025 |    |    |    |    |    |    |
|------------|----|----|----|----|----|----|
| Su         | M  | Tu | W  | Th | F  | Sa |
|            |    | 1  | 2  | 3  | 4  | 5  |
| 6          | 7  | 8  | 9  | 10 | 11 | 12 |
| 13         | 14 | 15 | 16 | 17 | 18 | 19 |
| 20         | 21 | 22 | 23 | 24 | 25 | 26 |
| 27         | 28 | 29 | 30 |    |    |    |

| May 2025 |    |    |    |    |    |    |
|----------|----|----|----|----|----|----|
| Su       | M  | Tu | W  | Th | F  | Sa |
|          |    |    |    | 1  | 2  | 3  |
| 4        | 5  | 6  | 7  | 8  | 9  | 10 |
| 11       | 12 | 13 | 14 | 15 | 16 | 17 |
| 18       | 19 | 20 | 21 | 22 | 23 | 24 |
| 25       | 26 | 27 | 28 | 29 | 30 | 31 |

| June 2025 |    |    |    |    |    |    |
|-----------|----|----|----|----|----|----|
| Su        | M  | Tu | W  | Th | F  | Sa |
| 1         | 2  | 3  | 4  | 5  | 6  | 7  |
| 8         | 9  | 10 | 11 | 12 | 13 | 14 |
| 15        | 16 | 17 | 18 | 19 | 20 | 21 |
| 22        | 23 | 24 | 25 | 26 | 27 | 28 |
| 29        | 30 |    |    |    |    |    |

| January |  |
|---------|--|
| 1       | New Year's Day                               |
| 6       | Teacher In-Service - NO SCHOOL for students. |
| 20      | Martin Luther King Jr. Day                   |
| 20      | Teacher In-Service - NO SCHOOL for students. |

Student Days = 16 Teacher Days = 18

| February |   |
|----------|---|
| 7        | ESU4 Engaging Educators Conf. - NO SCHOOL for students. |
| 14       | Valentines Day  |
| 17       | NO SCHOOL Parent-Teacher Conferences                    |

Student Days = 16 Teacher Days = 18

| March                                   |  |
|---|--|
| 3                                       | Teacher In-Service - NO SCHOOL for students. |
| 7                                       | End 3rd Quarter                              |
| 14-17                                   | NO SCHOOL - Spring Break                     |
| 24                                      | Teacher In-Service - NO SCHOOL for students. |
| Student Days = 16 Teacher Days = 18     |  |
| <b>Total 3rd Qtr. Student Days = 36</b> |  |
| <b>Total 3rd Qtr. Teacher Days = 41</b> |  |

| April |  |
|-------|--|
| 7     | Teacher In-Service - NO SCHOOL for students. |
| 18    | NO SCHOOL - Easter Break                     |
| 25    | NO SCHOOL - District Music Competition       |

Student Days = 18 Teacher Days = 20

| May                                 |   |
|-------------------------------------|---|
| 10                                  | JCC High School Graduation  |
| 14                                  | Last Day For 3-year-old Preschool                                       |
| 15                                  | NO SCHOOL - District Track & Field                                      |
| 22                                  | Last Day for Students - 11 AM Dismissal<br>End 4th Quarter/2nd Semester |
| 23                                  | Teacher In-Service  |
| Student Days = 14 Teacher Days = 16 |   |

**Total 4th Qtr. Student Days = 44**  
**Total 4th Qtr. Teacher Days = 49**  
**Total 2nd Sem. Student Days = 80**  
**Total 2nd Sem. Teacher Days = 90**  
**2024-2025 TOTAL = 154 Student Days**  
**2024-2025 TOTAL = 177 Teacher Days**

**Make-Up Dates:**  
**April 7, April 28, May 5**

## **Current 2023-2024 Calendar**

### **Student Days**

- 167 days (165 full days, one 3 hour day, one 4.5 hour day)
- August 14 (first day of school) is a 1:00 PM dismissal.
- May 16 (last day of school) is an 11:00 AM dismissal.

### **Student Hours**

High School (8:15 AM-3:43 PM) = 6.97 hours\*

Middle School (8:15 AM-3:37 PM) = 6.87 hours\*

Elementary (8:15 AM-3:33 PM) = 6.8 hours\*

*\*0.5 hours has been subtracted from each day for lunch.*

### **Total Student Hours**

High School = 1,157.55 hours (1,080 hours are required)

- 11.1 days over requirement

Middle School = 1,141.05 (1,080 hours are required)

- 8.9 days over requirement

Elementary = 1,129.5 hours (1,032 hours are required)

- 14.3 days over requirement

## **Proposed 2024-2025 Four-Day Calendars**

**High School 8:00 AM-3:45 PM**

**Middle School 8:00 AM-3:40 PM**

**Elementary 8:00 AM-3:35 PM**

### **Student Days**

- 154 days (152 full days, one 3 hour day, one 4.5 hour day)
- August 12 (first day of school) is a 1:00 PM dismissal.
- May 22 (last day of school) is an 11:00 AM dismissal.

### **Student Hours**

High School (8:00 AM-3:45 PM) = 7.25 hours\*

Middle School (8:00 AM-3:40 PM) = 7.2 hours\*

Elementary (8:00 AM-3:35 PM) = 7.1 hours\*

*\*0.5 hours has been subtracted from each day for lunch.*

### **Total Student Hours**

High School = 1,109.5 hours (1,080 hours are required)

- 4 days over requirement

Middle School = 1,101.9 (1,080 hours are required)

- 3 days over requirement

Elementary = 1,086.7 hours (1,032 hours are required)

- 7.7 days over requirement

**High School 8:00 AM-3:50 PM**

**Middle School 8:00 AM-3:46 PM**

## **Elementary School 8:00 AM-3:40 PM**

### **Student Days**

- 154 (152 full days, one 3 hour day, one 4.5 hour day)
- August 12 (first day of school) is a 1:00 PM dismissal.
- May 22 (last day of school) is an 11:00 AM dismissal.

### **Student Hours**

High School (8:00 AM-3:50 PM) = 7.33 hours\*

Middle School (8:00 AM-3:46 PM) = 7.27 hours\*

Elementary (8:00 AM-3:40 PM) = 7.17 hours\*

*\*0.5 hours has been subtracted from each day for lunch.*

### **Total Student Hours**

High School = 1,122.66 hours (1,080 hours are required)

- 5.68 days over requirement

Middle School = 1,112.54 (1,080 hours are required)

- 4.48 days over requirement

Elementary = 1,097.34 hours (1,032 hours are required)

- 9.1 days over requirement

## **High School 8:00 AM-3:55 PM**

## **Middle School 8:00 AM-3:50 PM**

## **Elementary 8:00 AM-3:45 PM**

### **Student Days**

- 154 (152 full days, one 3 hour day, one 4.5 hour day)
- August 12 (first day of school) is a 1:00 PM dismissal.
- May 22 (last day of school) is an 11:00 AM dismissal.

### **Student Hours**

High School (8:00 AM-3:55 PM) = 7.42 hours\*

Middle School (8:00 AM-3:50 PM) = 7.33 hours\*

Elementary (8:00 AM-3:45 PM) = 7.25 hours\*

*\*0.5 hours has been subtracted from each day for lunch.*

### **Total Student Hours**

High School = 1,135.3 hours (1,080 hours are required)

- 7.5 days over requirement

Middle School = 1,121.66 (1,080 hours are required)

- 5.7 days over requirement

Elementary = 1,109.5 hours (1,032 hours are required)

- 10.7 days over requirement

## **High School 8:00 AM-4:00 PM**

## **Middle School 8:00 AM-3:55 PM**

## **Elementary 8:00 AM-3:50 PM**

### **Student Days**

- 154 (152 full days, one 3 hour day, one 4.5 hour day)
- August 12 (first day of school) is a 1:00 PM dismissal.
- May 22 (last day of school) is an 11:00 AM dismissal.

### **Student Hours**

High School (8:00 AM-4:00 PM) = 7.5 hours\*

Middle School (8:00 AM-3:55 PM) = 7.42 hours\*

Elementary (8:00 AM-3:50 PM) = 7.33 hours\*

*\*0.5 hours has been subtracted from each day for lunch.*

### **Total Student Hours**

High School = 1,147.5 hours (1,080 hours are required)

- 9 days over requirement

Middle School = 1,132.3 (1,080 hours are required)

- 7.5 days over requirement

Elementary = 1,117.1 hours (1,032 hours are required)

- 11 days over requirement

Notes on the start and end times for each day:

- Currently, buses leave Tecumseh at approximately 7:50 AM to arrive at the Cook Site for the 8:15 AM start time.
- A start time of 8:00 AM means that all routes and shuttles will need to leave **15 minutes earlier** each day.
  - This makes the shuttle leave times 7:35 AM, which in turn means that breakfast will need to start 15 minutes earlier.
  - Breakfast would then begin at **7:15 AM** each morning (currently 7:30 AM).
- Currently, buses leave for Tecumseh from Cook at the end of the day at approximately 3:40-3:45 PM and arrive in Tecumseh at approximately 4:00 PM.
- Starting the school day earlier means **everything** needs to start earlier.
- Ending the day later means everyone gets home later. This can be especially impactful on those coaching and students in extracurricular activities.