

**Regular Board of Education Meeting**

Wednesday, April 10, 2024

6:00 PM

High School Computer Lab Room 204

358 North 6th Street

Tecumseh, NE 68450

1. Call to Order and Roll Call
2. Consent Agenda
  - 2.1. Approval of Regular Meeting Minutes
  - 2.2. Approval of the Claims for Payment and Financial Report
3. Public Comment
4. Discussions
  - 4.1. JCC Student Council - Discussion with JCC's student council.
  - 4.2. American National Bank - Mr. Jason Hansen will be present to discuss American National Banks' relationship with JCC.
  - 4.3. Early Childhood Expansion - Discussion pertaining to applying for early childhood expansion at Johnson County Central to include infant and toddler daycare.
5. Presentation to the Board
  - 5.1. enVision Math Curriculum - Presentation by JCC elementary and middle school math teachers.
6. Administrator Reports
  - 6.1. HS Principal Report
  - 6.2. MS Principal Report
  - 6.3. Activities Director Report
7. Superintendent's Report
  - 7.1. Four Day Week Information - NRCSA conducted a survey on schools considering or on a four-day week.
8. Future Dates
  - 8.1. District 1 Legislative Candidates Meeting at ESU4 - May 2.
  - 8.2. NASB Leadership Workshop - June 5/6 in Lincoln.
  - 8.3. NASB School Leaders & Law Conference - June 12/13 in Kearney.
  - 8.4. Transportation Committee Meeting - Set a date for the Transportation Committee to discuss the current fleet and future purchases.
9. Regular Agenda-Business
  - 9.1. Discuss, consider and take any necessary action in regard to Johnson County Central policies 3029, 3030, 4034, 4037, 5019, 5020, 6011 and 6012.
  - 9.2. City of Tecumseh Video Board - Discuss, consider and take any necessary action in regard to partnering with the City of Tecumseh for a new video board to be installed.

9.3. School Wellness Policy - Discuss, consider and take any necessary action in regard to the School Wellness Policy Triennial Review.

9.3.1. Public Comment

9.4. Video Board - Discuss, consider and take any necessary action in regard to the purchase of a new scoreboard/video board for the football field and track.

10. Next Meeting

11. Adjournment

**JOHNSON COUNTY SCHOOL DISTRICT NO. 0050**  
**JOHNSON COUNTY CENTRAL PUBLIC SCHOOLS**  
**BOARD OF EDUCATION**  
**REGULAR MEETING**

March 12, 2024

6:00 pm

Members Present: Arlin Beethe, Justin Beethe, Gail Hutt, Rebecca Plager, Kim Wellensiek

Also Present: Jon H. Rother, Superintendent; Laurie Badertscher, Recording Secretary; Rich Bacon, PreK /4-8 Principal; Rick Lester, High School Principal; Garret Collin, Activities Director. Bob Hutt-absent (excused)

Five visitors were present

---

The Johnson County School District No. 0050 Board of Education met in regular session at 6:00 p.m., Tuesday March 12, 2024 in the high school room 204, Tecumseh, Nebraska. A current copy of the agenda was available for inspection in the office of the Superintendent prior to the meeting. The notice of meeting and agenda was posted at the three main school buildings as well as the Tecumseh and Cook Post Offices. Notice of the meeting was also published in the Tecumseh Chieftain.

President Kim Wellensiek called the meeting to order at 6:00 p.m. and opened the meeting by announcing that the Open Meetings Act rules were posted. Roll call was taken. Arlin Beethe-present, Justin Beethe-present, Bob Hutt-absent, Gail Hutt-present, Plager-present, Wellensiek-present.

A motion was made by Justin Beethe and seconded by Arlin Beethe to approve the March 2024, regular Board of Education Meeting Minutes as presented. Roll call vote: Arlin Beethe-yes, Justin Beethe-yes, Bob Hutt-absent, Gail Hutt-yes, Plager-yes, Wellensiek-yes Carried 5-0.

A motion was made by Arlin Beethe and seconded by Gail Hutt to approve the March 2024, Financial Report, General Fund claims for payment in the amount of \$804,266.65 and the Special Building Fund expenditures in the amount of \$2,914.50. Roll Call vote: Justin Beethe-yes, Bob Hutt-absent, Gail Hutt-yes, Plager-yes, Wellensiek-absent, Arlin Beethe-yes, Carried 5-0

**PUBLIC COMMENT-** None

**PRESENTATION TO THE BOARD**

Tom Nesbitt, General Manager of Diversified Drug was present. Mr. Nesbit made a presentation to the Board of Education. He commended the administration and Board of Education for the steps they have taken to help students of Johnson County Central become educated on vaping and other addictions. Diversified Drug Testing completes random tests at Johnson County Central High School monthly.

**PRINCIPALS' REPORTS**

Principal, Lester provided information pertinent to the high school.

- Lockdown drills

- State ACT testing scheduled for March 26, 2024

Principal, Rich Bacon reported on the following:

- Middle School Music Contest - March 22, 2024
- 8<sup>th</sup> Grade received 1<sup>st</sup> place in ECNC Quiz Bowl
- NSCAS and MAP testing this fall.

## **ACTIVITIES DIRECTOR REPORT**

- Activities Director, Garret Collin reported on the following:
- JCC will host District Track May 9, 2024
- Continue to work on baseball coop for 2024-2025.
- Spring sports participation numbers provided.
- Winter sports season results provided.
- MUDECAS All Star Game- Wyatt Ludemann will represent JCC.

## **SUPERINTENDENT REPORT**

Superintendent Rother provided information on the following:

- Thunderbirds of the Month were recognized.
- JCC State Aid expected to increase \$27,742 for the 2024-25 school year.
- ALICAP Inspection Summary Report was provided
- JCC's Plan for Safe Return to School was reviewed as required for Elementary and Secondary Emergency Relief Funds.

## **FUTURE DATES**

NRCSA Spring Conference- March 14<sup>th</sup>, 15<sup>th</sup>

## **DISCUSSION**

Superintendent Rother provided an update on the 2024 Legislative session and bills that could impact schools. The proposed changes to TEEOSA were discussed and numbers provided. Options regarding the circulation of the school newsletter were discussed.

## **REGULAR AGENDA BUSINESS**

Discussion was held regarding the replacement of an HVAC unit at the Cook site. One unit will be replaced at this time.

A motion was made by Arlin Beethe and second by Justin Beethe to purchase a fixed digital score board and to pursue the option of a video board with the condition that sponsorships are

obtained for funding. Roll call vote: Bob Hutt-absent, Gail Hutt-yes, Plager-yes, Wellensiek-yes, Arlin Beethe-yes, Justin Beethe-yes. Carried 5-0

Arlin Beethe excused

The following policies were reviewed and no changes made. **Policy 3027**- Resolution of Conflicts Between Parents Over School Issues. **Policy 3028**- Sex Offenders; **Policy 4031** Evaluation of Probationary Certificated Employees; **Policy 4032** – Professional Growth **Policy-5017**- Routine Directory Information ; **Policy 5018**- Parental Involvement in Educational Practices; **Policy 6009**-Grade Placement of Transfer Students; **Policy 6010**- Special Education Identification, Evaluation and Verification.

A motion was made by Gail Hutt and second by Plager to accept the letter of resignation from Julie Damme effective at the end of May 2024. Roll call vote: Gail Hutt-yes, Plager-yes, Wellensiek-yes, Arlin Beethe-absent, Justin Beethe-yes, Bob Hutt-absent, Carried 4-0

A motion was made by Justin Beethe and second by Plager to accept the letter of resignation from Julie Beach. Roll call vote: Plager-yes, Wellensiek-yes, Arlin Beethe-absent, Justin Beethe-yes, Bob Hutt-absent, Gail Hutt-yes. Carried 4-0.

A motion was made Plager and second by Gail Hutt to approve the Teacher Contract for Ms. Eryn Snethen for the 2024-2025 school year. Roll call vote: Plager-yes, Wellensiek-yes, Arlin Beethe-absent, Justin Beethe-yes, Bob Hutt-absent, Gail Hutt-yes, Plager-yes, Carried 4-0.

A motion was made by Justin Beethe and second by Gail Hutt to approve the Teacher Contract for Ms. Emily Gist for the 2024-2025 school year. Roll call vote: Wellensiek-yes, Arlin Beethe-absent, Justin Beethe-yes, Bob Hutt-absent, Gail Hutt-yes, Plager-yes, Carried 4-0.

A motion was made by Gail Hutt and second by Justin Beethe to approve the Teacher Contract for Ms. Ashlee Twohig for the 2024-2025 school year. Roll call vote: Arlin Beethe-absent, Justin Beethe-yes, Bob Hutt-absent, Gail Hutt-yes, Plager-yes, Wellensiek-yes. Carried 4-0

A motion was made by Gail Hutt and second by Plager to approve the 2024-2025 school calendar as presented. Roll call vote: Justin Beethe-yes, Bob Hutt-absent, Gail Hutt-yes, Plager-yes, Wellensiek-yes, Arlin Beethe-absent. Carried 4-0.

A motion was made by Plager and second by Justin Beethe to set the 2024-2025 school day hours as follows: High School- 8:00 a.m.– 4:00 p.m., Middle School 8:00 a.m.-3:55 p.m, Elementary 8:00 a.m.- 3:50 p.m. Roll call vote: Justin Beethe-yes, Bob Hutt-absent, Gail Hutt-yes, Plager-yes, Wellensiek-yes, Arlin Beethe-absent. Carried 4-0.

Superintendent Rother led a discussion regarding the facilities and facility usage for Johnson County Central Public Schools.

President Wellensiek declared a recess at 7:45 p.m.

Meeting reconvened at 7:54 p.m.

A motion was made by Plager and second by Gail Hutt to enter executive session for the purpose of discussing Principal Contracts. Roll call vote: Bob Hutt-absent, Gail Hutt-yes, Plager-yes, Wellensiek-yes, Arlin Beethe-absent, Justin Beethe-yes. Carried 4-0.

Entered executive session at 7:55 p.m

A motion was made by Plager and second by Justin Beethe to leave executive session. Roll call vote: Gail Hutt-yes, Plager-yes, Wellensiek-yes, Arlin Beethe-absent, Justin Beethe-yes. Bob Hutt-absent Carried 4-0.

Left executive session at 8:12 p.m.

A motion was made by Justin Beethe and second by Gail Hutt to approve the 2024-2025 Principal Contracts as presented with the addition as follows: When a principal has been continuously employed by the district as a certificated staff member for at least fifteen (15) consecutive years, the school district will compensate the principal for each accrued unused sick leave day, up to a total of sixty days at a rate of one-hundred dollars per day. Roll call vote: Gail Hutt-yes, Plager-yes, Wellensiek-yes, Arlin Beethe-absent, Justin Beethe-yes, Bob Hutt-absent. Carried 4-0.

President Wellensiek declared the meeting adjourned at 8:14 p.m.

The next regularly scheduled meeting will be held in the high school room 204 in Tecumseh, Nebraska at 6:00 p.m. Wednesday April 10, 2024. The notice of meetings will be published in the Tecumseh Chieftain. The agenda will be posted at the three main school buildings as well as the Tecumseh and Cook Post Offices. A current copy of the agendas will be available for inspection in the office of the Superintendent prior to the meeting.



Vendor Name	Invoice Number	Check Number	Amount
Account Number	Detail Description		Amount
Checking Account ID 1	Fund Number 01	GENERAL FUND	
A STREET AUTO PARTS	585644	10117	43.98
01 2730 610 000	FLEET ANTIFREEZE		43.98
Total A STREET AUTO PARTS			43.98
AUBURN STATE THEATER	126	10118	212.50
01 1100 610 001	FRESH/ SOPH MOVIE @ AUBURN		136.00
01 1100 610 001	CONCESSIONS FRSH/SOPH		76.50
Total AUBURN STATE THEATER			212.50
B&H PHOTO-VIDEO	221983638	10119	1,082.46
01 1100 734 001	SCREEN 150"		270.61
01 1100 734 002	SCREEN 150"		270.61
01 1100 734 003	SCREEN 150"		270.62
01 1100 734 004	SCREEN 150"		270.62
Total B&H PHOTO-VIDEO			1,082.46
BEYOND SPEECH SERVICES, LLC	8	10120	11,635.73
01 2151 340 001	HS SPEECH SERVICES		240.22
01 2151 340 002	MS SPEECH SERVICES		1,312.51
01 2151 340 003	ELEM TEC SPEECH SERVICES		7,534.60
01 2151 340 004	ELEM COOK SPEECH SERVICES		2,548.40
Total BEYOND SPEECH SERVICES, LLC			11,635.73
BRENDA R. GLUNZ	042024	10121	11,220.33
01 2141 340 003	ELEM TEC PSYCH SERV		3,777.38
01 2141 340 001	HS PSYCH SERV		1,293.53
01 2141 340 002	MS PSYCH SERV		1,095.39
01 2141 340 004	ELEM COOK PSYCH SERV		1,730.03
01 6412 340 003	HOMESCHOOL PSYCH SERV		72.75
01 6998 340 002	MS MENTAL HEALTH COUNSELING SERV		106.25
01 6998 340 001	HS MENTAL HEALTH COUNSELING SERV		1,020.00
01 6998 340 003	ELEM TEC MENTAL HEALTH COUNSELING SERV		2,125.00
Total BRENDA R. GLUNZ			11,220.33
BRINKMAN BROTHERS INC	6027443	10122	70.78
01 2730 431 000	BUS #12 SERVICED		70.78
Total BRINKMAN BROTHERS INC			70.78
Charter Communications	152014301040124	10123	44.35
01 2223 530 000	CABLE SERVICES		44.35
Total Charter Communications			44.35
CITY OF TECUMSEH-UTILITIES	APRIL 2024	10124	2,331.85
01 2610 410 001	WT/SW HS		117.33
01 2610 621 001	ELEC HS		1,048.59
01 2610 410 003	WT / SW ELEM TEC		117.33
01 2610 621 003	ELEC ELEM TEC		1,048.60
Total CITY OF TECUMSEH-UTILITIES			2,331.85
CORNHUSKER INTRNTL TRUCK, INC	3397105 / CM	10125	333.84

Vendor Name	Invoice Number	Check Number	Amount
Account Number	Detail Description		Amount
	3396955		
01 2730 431 000	BUS #20 RESET BUTTON		42.50
01 2730 610 000	BUS #20 BLOWER MOTOR RESTOCKING FEE		66.34
01 2730 431 000	BUS #19 EX MANIFOLD BOLT BROKE/CANISTER		225.00
Total CORNHUSKER INTRNTL TRUCK, INC			333.84
CROUCH RECREATION, INC	5272	10180	9,236.50
01 2680 734 001	1/2 DOWNPAYMENT FOR SHOT CLOCKS 2 SITES		4,618.25
01 2680 734 002	1/2 DOWNPAYMENT FOR SHOT CLOCKS 2 SITES		4,618.25
Total CROUCH RECREATION, INC			9,236.50
CULLIGAN OF PERCIVAL	20216/20375	10126	599.16
01 2610 610 001	SOFTNER SALT HS		95.65
01 2610 610 003	SOFTNER SALT ELEM TEC		95.65
01 2610 440 001	WATER SOFTNER RENTAL		108.28
01 2610 440 003	WATER SOFTNER RENTAL		108.28
01 2610 610 001	SOFTNER SALT HS		95.65
01 2610 610 003	SOFTNER SALT ELEM TEC		95.65
Total CULLIGAN OF PERCIVAL			599.16
DAS State Accounting -Central Finance	1416277	10127	267.63
01 2230 382 001	INTERNET/DL SERVICES		66.91
01 2230 382 002	INTERNET/DL SERVICES		66.91
01 2230 382 003	INTERNET/DL SERVICES		66.91
01 2230 382 004	INTERNET/DL SERVICES		66.90
Total DAS State Accounting -Central Finance			267.63
Doug Daily	9240/9241	10128	437.66
01 2620 431 001	WATER LEAK CONCESSION STAND		41.92
01 2620 431 002	WATER LEAK CONCESSION STAND		41.92
01 2620 431 003	WATER LEAK CONCESSION STAND		41.91
01 2620 431 004	WATER LEAK CONCESSION STAND		41.91
01 2620 431 003	URINAL REPLACEMENT ELEM TEC		270.00
Total Doug Daily			437.66
ELECTRONIC CONTR. CO.	55272	10129	450.00
01 2670 431 002	MS FIRE ALARM INSPECTION		225.00
01 2670 431 004	ELEM COOK FIRE ALARM INSPECTION		225.00
Total ELECTRONIC CONTR. CO.			450.00
ELK CREEK WELDING AND STEEL PRODUCTS, INC	21595	10130	212.50
01 1100 430 001	VICTORY BELL REPAIR		212.50
Total ELK CREEK WELDING AND STEEL PRODUCTS, INC			212.50
ELTISTE, CHRISTINE	231513	10131	360.00
01 1100 340 001	PIANO ACCOMP 6.5X 20.00 PER HOUR		130.00
01 1100 340 002	PIANO ACCOMP 11.5 X 20.00 PER HOUR		230.00
Total ELTISTE, CHRISTINE			360.00

Vendor Name	Invoice Number	Check Number	Amount
Account Number	Detail Description		Amount
ESU #4	231378	10132	26,898.53
01 3599 330 003	PREK STAFF TRAINING		112.50
01 3599 330 004	PREK STAFF TRAINING		112.50
01 6408 591 004	0-2 SPED ED DIRECTOR		124.27
01 6408 591 003	3-5 SPED ED DIRECTOR		124.27
01 6408 591 004	0-2 AUDIOLOGY		52.50
01 6408 591 003	3-5 AUDIOLOGY		52.50
01 6408 591 004	0-2 SPEECH THERAPY		1,083.42
01 6408 591 003	3-5 SPEECH THERAPY		2,527.98
01 6408 591 004	0-2 EC CONSULT		293.78
01 6408 591 003	3-5 EC CONSULT		293.78
01 1200 591 001	HS SPED ED DIR		559.21
01 1200 591 002	MS SPED ED DIR		559.22
01 1200 591 003	ELEM TEC SPED ED DIR		559.21
01 1200 591 004	ELEM COOK SPED ED DIR		559.22
01 2151 591 001	HS AUDIOLOGY		236.25
01 2151 591 002	MS AUDIOLOGY		236.25
01 2151 591 003	ELEM TEC AUDIOLOGY		236.25
01 2151 591 004	ELEM COOK AUDIOLOGY		236.25
01 1200 591 001	LEARNING CENTER /LIFE SKILLS		18,549.17
01 1200 330 001	SPED INDICATOR 13 WKSHOP		30.00
01 1200 330 002	SPED INDICATOR 13 WKSHOP		30.00
01 1200 330 003	SPED INDICATOR 13 WKSHOP		30.00
01 2230 591 001	INSTALL CAMERAS		56.25
01 2230 591 002	INSTALL CAMERAS		56.25
01 2230 591 003	INSTALL CAMERAS		56.25
01 2230 591 004	INSTALL CAMERAS		56.25
01 2230 591 000	GOOGLE BULK EMAIL POLICY COMPLIANCE		37.50
01 2230 591 000	DISK ERROR ON CIPA		37.50
Total ESU #4			26,898.53
ESU 6	02262024	10133	331.98
01 2230 591 001	TECH HOSTED SERVICES		45.50
01 2230 591 002	TECH HOSTED SERVICES		45.50
01 2230 591 003	TECH HOSTED SERVICES		45.49
01 2230 591 004	TECH HOSTED SERVICES		45.49
01 1200 330 001	NE TRANSITION CONF ABEARD		75.00
01 1200 330 002	NE TRANSITION CONF RGENUCHI		75.00
Total ESU 6			331.98
FAIRFIELD INN & SUITES	434C400012565	10134	1,134.00
01 2310 580 000	NRCSA CONF ROOM KEARNEY NE 3.14.2024		1,134.00
Total FAIRFIELD INN & SUITES			1,134.00
FIELD FORD MERCURY INC	65891	10135	200.32
01 2730 431 000	BUS #21 SERVICED		200.32
Total FIELD FORD MERCURY INC			200.32
FIRST CONCORD GROUP	2356	10136	514.00
01 2510 340 000	ANNUAL PLAN ADMIN FEES		200.00
01 2510 340 000	NON DISCRIMINATION FLEX TESTING FEE		200.00

Vendor Name	Invoice Number	Check Number	Amount
Account Number	Detail Description		Amount
01 2510 340 000	MONTHLY PLAN FEE		114.00
Total FIRST CONCORD GROUP			514.00
FLINN SCIENTIFIC	2979599	10137	70.30
01 1100 610 002	FROGS FOR MS SCIENCE		70.30
Total FLINN SCIENTIFIC			70.30
FRONTIER COOPERATIVE	016525	10138	132.48
01 2630 610 000	DEF BULK DELIVERY		132.48
Total FRONTIER COOPERATIVE			132.48
GARTNER TRANSPORT INC.	10529	10139	595.99
01 2730 431 000	BUS #20 FRONT WHEEL SEAL REPLACED , OIL		595.99
Total GARTNER TRANSPORT INC.			595.99
GRAINGER	9046716453	10140	2,782.92
01 2620 610 001	EMERGENCY LIGHTS/ ORINGS FOR RR		55.06
01 2620 610 002	EMERGENCY LIGHTS/ ORINGS FOR RR		55.06
01 2620 610 003	EMERGENCY LIGHTS/ ORINGS FOR RR		55.06
01 2620 610 004	EMERGENCY LIGHTS/ ORINGS FOR RR		55.06
01 2620 610 001	URINAL SCREENS/ PAINT SPRAYER		184.66
01 2620 610 002	URINAL SCREENS/ PAINT SPRAYER		184.66
01 2620 610 003	URINAL SCREENS/ PAINT SPRAYER		184.66
01 2620 610 004	URINAL SCREENS/ PAINT SPRAYER		184.66
01 2620 610 002	CLEANER, SOAP, MOPS COOK SITE		346.60
01 2620 610 004	CLEANER, SOAP, MOPS COOK SITE		346.60
01 2620 610 001	CLEANER, TP, SOAP, GLOVES TEC SITE		416.27
01 2620 610 003	CLEANER, TP, SOAP, GLOVES TEC SITE		416.27
01 2610 610 001	PLUNGERS, TISSUES,		74.57
01 2610 610 002	PLUNGERS, TISSUES,		74.57
01 2610 610 003	PLUNGERS, TISSUES,		74.58
01 2610 610 004	PLUNGERS, TISSUES,		74.58
Total GRAINGER			2,782.92
HANDS OF HEARTLAND	04012024	10141	5,393.64
01 1200 569 001	TRANSITION SERVICES SPED		5,393.64
Total HANDS OF HEARTLAND			5,393.64
HAUG COMMUNICATIONS INC	KS-022924-039	10142	325.70
01 2710 890 000	BUS RADIO TOWER RENTAL		325.70
Total HAUG COMMUNICATIONS INC			325.70
HEARTLAND ROOFING CONSULTANTS	1314	10143	1,743.00
01 2620 340 001	ROOFING CONSULTANTS PER AGREEMENT		435.75
01 2620 340 002	ROOFING CONSULTANTS PER AGREEMENT		435.75
01 2620 340 003	ROOFING CONSULTANTS PER AGREEMENT		435.75

Vendor Name	Invoice Number	Check Number	Amount
Account Number	Detail Description		Amount
01 2620 340 004	ROOFING CONSULTANTS PER AGREEMENT		435.75
Total HEARTLAND ROOFING CONSULTANTS			1,743.00
HOME DEPOT PRO, THE	793214701	10144	808.32
01 2640 731 000	SNOW BLOWER		808.32
Total HOME DEPOT PRO, THE			808.32
HOMETOWN LEASING	21	10145	2,043.19
01 1100 550 001	COPIER LEASE		510.80
01 1100 550 002	COPIER LEASE		510.80
01 1100 550 003	COPIER LEASE		510.80
01 1100 550 004	COPIER LEASE		510.79
Total HOMETOWN LEASING			2,043.19
J.W. PEPPER & SON INC.	366351549/366352603	10146	199.87
01 1100 610 001	HS BAND MUSIC		82.99
01 1100 610 001	HS BAND MUSIC		53.00
01 1100 610 001	HS VOCAL MUSIC		63.88
Total J.W. PEPPER & SON INC.			199.87
JCC ACTIVITY ACCOUNT	23 1403	10147	1,491.00
01 3551 810 001	STATE FBLA REGISTRATION- CTE FUNDS		1,491.00
Total JCC ACTIVITY ACCOUNT			1,491.00
JOHNSON COUNTY HOSPITAL	MARCH 2024	10148	4,589.66
01 6408 340 004	0-2 PT SERVICES		262.13
01 6408 340 003	3-5 PT SERVICES		133.49
01 2171 340 003	ELEM TEC PT SERVICES		551.64
01 2171 340 001	HS PT SERVICES		176.58
01 6408 340 003	3-5 PT SERVICES		166.15
01 6408 340 004	0-2 OT SERVICES		216.27
01 6408 340 003	3-5 OT SERVICES		175.77
01 2161 340 003	ELEM TEC OT SERVICES		1,778.76
01 2161 340 001	HS OT SERVICES		169.29
01 2161 340 001	LIFE SKILLS OT SERVCIES		209.52
01 6408 340 003	3-5 OT SERVICES		87.48
01 2161 340 004	ELEM COOK OT SERVICES		526.50
01 2161 340 002	MS OT SERVICES		136.08
Total JOHNSON COUNTY HOSPITAL			4,589.66
JOHNSON COUNTY ROAD DEPT.	04022024	10149	6,335.93
01 2710 626 000	GAS @ 2.849		3,841.53
01 2710 626 000	DIESEL @ 3.474		2,088.88
01 2710 431 000	PUMP REPAIR AT COUNTY SHOP		405.52
Total JOHNSON COUNTY ROAD DEPT.			6,335.93
KERNER ACE HARDWARE	april 2024	10150	1,339.74
01 2620 610 000	PLASTIC AUGER/ DRAIN CLEANER		35.98
01 2620 610 000	PAINTERS TAPE, PLUB		31.97
01 2620 610 000	SCREW COUPLING, CONDUIT , ROPE		46.75
01 2620 610 000	MAGNETIC STUD FINDER		15.99

Vendor Name	Invoice Number	Check Number	Amount
Account Number	Detail Description		Amount
01 2620 610 000	BLACK PLUG		5.99
01 2620 610 000	9 VOLT BATTERIES		23.98
01 2620 610 000	PAINT SCRAPER / PAINT		98.15
01 2620 610 000	PAINT REMOVER		11.99
01 2620 610 000	TAPE MEASURER		18.99
01 2620 610 000	PLIERS/ THREAD SEAL TPE		17.77
01 2620 610 001	SHOWER CURTAIN/ LINER		9.98
01 2620 610 000	PRIMER, SANDBELTS, CLEANER		308.71
01 2620 610 000	AIR FRESHNERS		83.48
01 2620 610 000	PAINT / PLUMB SUPPLIES		159.97
01 2620 610 000	DRAIN CLEANER, AUGER		52.97
01 2620 610 000	GORILLA GLUE		24.98
01 2620 610 000	70 LB SANDBLAST SAND		36.68
01 2620 610 001	TENSION ROD SHWR CUTAIN		33.97
01 2620 610 000	WHITE PAINT		125.98
01 2620 610 000	HARDWARE MISC		7.49
01 2620 610 000	WHITE PAINT		125.98
01 2620 610 000	PRIMER		61.99
Total KERNER ACE HARDWARE			1,339.74
KSB School Law, PC LLO	16086	10151	118.00
01 2330 317 000	LEGAL SERVICES		118.00
Total KSB School Law, PC LLO			118.00
Kuhl Construction LLC	1329	10152	184.80
01 2630 610 001	01 2630 610 001		92.40
01 2630 610 003	01 2630 610 003		92.40
Total Kuhl Construction LLC			184.80
Lester, Richard	03282024	10153	150.00
01 2560 382 000	CELL PHONE SERVICE REIMB		150.00
Total Lester, Richard			150.00
Leuenberger, Heather	23 1640	10154	1,532.70
01 2712 332 000	SPED MLG PAID TO PARENT		1,532.70
Total Leuenberger, Heather			1,532.70
LIFEGUARD MD, INC	17147	10155	1,792.80
01 2130 610 002	DEFIBRILLATOR COOK SITE		896.40
01 2130 610 004	DEFIBRILLATOR COOK SITE		896.40
Total LIFEGUARD MD, INC			1,792.80
MANDL, KENNETH	231410	10156	32.83
01 2710 333 000	MLG PAID TO LINCOLN TO TAKE VEHICLE		32.83
Total MANDL, KENNETH			32.83
MASTERCARD	042024	10157	3,203.06
01 9000 890 000	SAMS CLUB-FRESHMORE MUSIC FUNDRAISER ACC		113.35
01 1100 610 003	SUPER SAVER/ WATER TITLE I NIGHT		31.84
01 9000 890 000	FRESHMORE MEALS		215.36
01 2220 640 001	BOOKS FOR LIBRARY		14.75
01 1100 610 003	TASSELS/HATS KDG GRADUATION		51.20

Vendor Name	Invoice Number	Check Number	Amount
Account Number	Detail Description		Amount
01 9000 890 000	PROM DECORATIONS- JUNIOR CLASS REIMB		193.62
01 2220 640 001	LIBRARY BOOKS		35.98
01 2220 640 001	LIBRARY BOOKS		40.16
01 1190 610 003	PRE K CATERPILLARS		11.95
01 1190 610 004	PRE K CATERPILLARS		11.95
01 1190 610 003	PREK FOLDERS		19.21
01 1190 610 004	PREK FOLDERS		19.22
01 1100 580 000	NETA CONF ROOM OMAHA- MSCHEER		398.72
01 2213 330 001	EDUCATION QUEST OREUTER		25.00
01 9000 890 000	MUSICAL SUPPLIES/ REIMB MUSICAL ACCT		59.35
01 9000 890 000	MUSICAL SUPPLIES/REIMB MUSICAL ACCT		45.36
01 2130 610 003	COUGH DROPS, WIPES SCHOOL NURSE		141.83
01 1100 610 001	MITER SAW/ HS SHOP CLASS		696.05
01 3551 610 001	CTE GRANT/ SKILLS USA SUPPLIES (WOOD)		44.83
01 9000 890 000	TRACK SUPPLIES		226.81
01 3551 610 001	CTE GRANT/ SKILLS USA SUPPLIES		25.55
01 3599 610 003	PREK SOCCER NET- STEP UP TO QUALIT GRANT		16.65
01 3599 610 004	PREK SOCCER NET- STEP UP TO QUALIT GRANT		16.66
01 3551 610 001	SKILLS USA SUPPLIES/ CTE GRANT		277.18
01 3599 610 003	PREK TROPHY/ BUGS STEP UP TO QUALITY GRA		21.10
01 3599 610 004	PREK TROPHY/ BUGS STEP UP TO QUALITY GRA		21.11
01 9000 890 000	BREAKFAST PIZZA/ ACT COLLEGE ACCESS GRAN		271.84
01 9000 890 000	HS MUSICAL SUPPLIES REIMB. /HS MUSICAL		41.56
01 9000 890 000	HS MUSICAL SUPPLIES REIMB/ HS MUSICAL		114.87
Total MASTERCARD			3,203.06
MATHESON TRI-GAS INC DBA	52322630	10158	107.43
01 1100 610 001	HS SHOP SUPPLIES		107.43
Total MATHESON TRI-GAS INC DBA			107.43
NCSA	E16613-724546	10159	75.00
01 2570 330 000	2024 LEGAL IMPLICATIONS- LIVESTREAM(JR,LB		75.00
Total NCSA			75.00
NEBR CENTER FOR EDUC VIS IMP	0-2098	10160	342.00
01 6408 340 004	0-2 VISUALLY IMP SERVICES		342.00
Total NEBR CENTER FOR EDUC VIS IMP			342.00
OMAHA PUBLIC POWER DIST	042024	10161	4,357.38
01 2610 621 002	ELECTRICITY MS		2,178.69
01 2610 621 004	ELECTRICITY ELEM COOK		2,178.69
Total OMAHA PUBLIC POWER DIST			4,357.38
ONE SOURCE	2022151071	10162	28.50

Vendor Name	Invoice Number	Check Number	Amount
Account Number	Detail Description		Amount
01 2570 340 000	BACKGROUND CK. STRAKA		28.50
Total ONE SOURCE			28.50
Radio Engineering Industries	510990	10163	5,297.00
01 2660 650 000	BUS CAMERA X 2 #24 AND #25		5,297.00
Total Radio Engineering Industries			5,297.00
RASMUSSEN MECH. SERV., INC.	SRV110568	10164	4,499.37
01 2620 431 002	WATER HEATER LEAK AT COOK SITE		130.74
01 2620 431 004	WATER HEATER LEAK @ COOK SITE		130.74
01 2620 431 002	SOUTH HVAC OLD GYM COOK		2,118.94
01 2620 431 004	SOUTH HVAC OLD GYM COOK		2,118.95
Total RASMUSSEN MECH. SERV., INC.			4,499.37
Ray Jay Sanitation	042024	10165	500.00
01 2620 420 001	GARBAGE SERV TEC HS SITE		250.00
01 2620 420 003	GARBAGE SERV TEC ELEM		250.00
Total Ray Jay Sanitation			500.00
SCHOLASTIC INC	M7493933 1	10166	1,984.12
01 1100 640 002	SCHOLASTIC NEWS MS		318.67
01 1200 640 004	SCHOLASTIC NEWS ELEM COOK SPED		89.90
01 1200 640 002	SCHOLASTIC NEWS MS		143.84
01 1100 640 004	SCHOLASTIC NEWS ELEM COOK		1,431.71
Total SCHOLASTIC INC			1,984.12
Scott P. Buss	03262024	10167	151.00
01 2620 431 002	PEST CONTROL MS		34.00
01 2620 431 004	PEST CONTROL ELEM COOK		34.00
01 2620 431 001	PEST CONTROL HS		41.50
01 2620 431 003	PEST CONTROL ELEM TEC		41.50
Total Scott P. Buss			151.00
SENCA SANITATION	042024	10168	350.00
01 2620 420 002	GARBAGE SERVICE MS		175.00
01 2620 420 004	GARBAGE SERVICE ELEM COOK		175.00
Total SENCA SANITATION			350.00
SKILLS USA NEBRASKA	231561	10169	2,290.00
01 3551 810 001	SKILLS USA ENTRY FEES		2,290.00
Total SKILLS USA NEBRASKA			2,290.00
SUN AUTO TIRE & SERVICE	13817	10170	45.60
01 2730 431 000	EXPEDITION TIRE REPAIR		20.00
01 2730 431 000	INV 13564 SHOP FEE		5.60
01 2730 431 000	EXPEDITION LUG NUTS RETORQUED		20.00
Total SUN AUTO TIRE & SERVICE			45.60
Surnali LLC dba Diversified Drug Testing	19724/19747	10171	725.00
01 1100 340 001	HS RANDOM DRUG TESTING		475.00
01 2710 340 000	BUS DRIVER DRUG TESTING X 2		250.00
Total Surnali LLC dba Diversified Drug Testing			725.00

**Board Report - Detail after checks are printed**

Vendor Name	Invoice Number	Check Number	Amount
Account Number	Detail Description		Amount
TEACHING STRATEGIES	INV149395	10172	516.60
01 1190 643 003	GOLD NE BUNDLE FOR PRESCHOOL		258.30
01 1190 643 004	GOLD NE BUNDLE FOR PRESCHOOL		258.30
Total TEACHING STRATEGIES			516.60
UNITE PRIVATE NETWORKS, LLC	SI-24-011839	10173	818.22
01 2230 382 001	INTERNET SERVICES		204.55
01 2230 382 002	INTERNET SERVICES		204.55
01 2230 382 003	INTERNET SERVICES		204.56
01 2230 382 004	INTERNET SERVICES		204.56
Total UNITE PRIVATE NETWORKS, LLC			818.22
VERIZON WIRELESS	9959609613	10174	348.51
01 2560 382 000	CELL PHONE SERV		213.48
01 1100 650 001	HOTSPOT SERV		135.03
Total VERIZON WIRELESS			348.51
VILLAGE OF COOK WATER DEPT	042024	10175	145.32
01 2610 610 002	WT/SW COOK SITE		72.66
01 2610 610 004	WT/SW COOK SITE		72.66
Total VILLAGE OF COOK WATER DEPT			145.32
WATER ENGINEERING INC	IN146395	10176	235.00
01 1100 610 001	WATER MANAGEMENT SERVICES		58.75
01 1100 610 002	WATER MANAGEMENT SERVICES		58.75
01 1100 610 003	WATER MANAGEMENT SERVICES		58.75
01 1100 610 004	WATER MANAGEMENT SERVICES		58.75
Total WATER ENGINEERING INC			235.00
WINDSTREAM	042024	10177	796.68
01 2560 530 000	TELEPHONE SERV COOK SITE		422.13
01 2560 530 000	TELEPHONE SERV TEC SITE		374.55
Total WINDSTREAM			796.68
WOODRIVER ENERGY	385416	10178	4,764.06
01 2610 621 001	NATURAL GAS HS		2,382.03
01 2610 621 003	NATURAL GAS ELEM TEC		2,382.03
Total WOODRIVER ENERGY			4,764.06
WORLD BOOK, INC	0001660146	10179	403.20
01 2220 641 001	WORLD BOOK ONLINE/POWER PACK		100.80
01 2220 641 002	WORLD BOOK ONLINE/POWER PACK		100.80
01 2220 641 003	WORLD BOOK ONLINE/POWER PACK		100.80
01 2220 641 004	WORLD BOOK ONLINE/POWER PACK		100.80
Total WORLD BOOK, INC			403.20
Fund Number 01			131,264.02
Checking Account ID 1			131,264.02

**JOHNSON COUNTY CENTRAL PUBLIC SCHOOLS  
DIST 49-0050 APRIL 2024 GEN /BLDG FUND EXP.**

JCC Dist 49-0050 Gen Fund Claims for Pymnts April 2024	131,264.02
JCC Dist 49-0050 April 2024 Payroll	661,311.33
<b>JCC DIST 49-0050 Gen Fund April 2024 Tot. Exp.</b>	<b>792,575.35</b>

	% of BUDGET	63.94
	% OF YEAR	66.70

**Building Fund Expenditure**

Rasmussen	
Deposit on HVAC Cook site Old gym	16,000.00

**JOHNSON COUNTY CENTRAL PUBLIC SCHOOLS**  
**STATEMENT OF ACCOUNTS**  
**2023-2024**

**GENERAL FUND**

**American National Bank**

**Account # 1055931**

<b>Month</b>	<b>Beginning Bal .</b>	<b>Expenditures</b>	<b>Receipts</b>	<b>Interest</b>	<b>Ending Balance</b>
November-22	1,109,844.12	782,197.80	277,959.06	0.00	605,605.38
Decmeber-22	605,605.38	734,218.69	515,148.28	0.00	386,534.97
January-23	386,534.97	698,699.84	1,384,811.67	0.00	1,072,646.80
February-23	1,072,646.80	707,324.59	719,937.64	0.00	1,085,259.85
March-23	1,085,259.85	759,857.14	376,881.58	0.00	702,284.29
April-23	702,284.29	752,507.48	725,139.60	0.00	674,916.41
May-23	674,916.41	744,465.39	2,139,950.64	0.00	2,070,401.66
June-23	2,070,401.66	924,034.21	406,371.82	0.00	1,552,739.27
July-23	1,552,739.27	679,422.43	99,238.12	0.00	972,554.96
August-23	972,548.96	760,812.46	355,427.15	0.00	567,163.65
September-23	567,163.65	1,500,135.77	1,732,254.07	0.00	799,281.95
October-23	799,281.95	812,973.20	318,774.75	0.00	305,083.50
November-23	305,083.50	810,296.73	701,379.02	0.00	196,165.79
December-23	196,165.79	785,112.77	1,298,573.17	0.00	709,626.19
January-24	709,626.19	789,695.57	1,464,732.07	0.00	1,384,662.69
February-24	1,384,662.69	713,808.74	823,180.74	0.00	1,494,034.69
March-24	1,494,034.69	804,269.81	416,555.07	0.00	1,106,319.95
<b>Owe Bldg fund Bldg Fund 200,000.00</b>			<b>After pay loan</b>		<b>784,769.95</b>

**IMPREST ACCOUNT**

**American National Bank**

**Account #4084077**

<b>Month</b>	<b>Beginning Bal .</b>	<b>Expenditures</b>	<b>Receipts</b>	<b>Interest</b>	<b>Ending Balance</b>
November-22	3,539.32	558.14	0.00	0.00	2,981.18
December-22	2,981.18	946.52	1,726.48	0.00	3,761.14
January-23	3,761.14	504.36	0.00	0.00	3,256.78
February-23	3,256.78	766.03	0.00	0.00	2,490.75
March-23	2,490.75	941.28	2,104.21	0.00	3,653.68
April-23	3,653.68	768.66	941.28	0.00	3,826.30
May-23	3,826.30	1193.1	769.66	0.00	3,402.86
June-23	3,402.86	520.82	0.00	0.00	2,882.04
July-23	2,882.04	1168	2,939.10	0.00	4,653.14
August-23	4,653.14	950.01	764.51	0.00	4,467.64
September-23	4,467.64	746.51	953.50	0.00	4,674.63
October-23	4,674.63	195.94	560.45	0.00	5,039.14
November-23	5,039.14	512.35	0.00	0.00	4,526.79
December-23	4,526.79	461.14	0.00	0.00	4,065.65
January-24	4,065.65	165.68	0.00	0.00	3,899.97
February-24	3,899.97	784.52	1,533.99	0.00	4,649.44
March-24	4,649.44	362.82	784.52	0.00	5,071.14

**BUILDING FUND**

**American National Bank**  
**Account MM #50000119**

<b>Month</b>	<b>Beginning Bal .</b>	<b>Expenditures</b>	<b>Receipts</b>	<b>Interest</b>	<b>Ending Balance</b>
November-22	945,409.46	72,930.00	5,815.73	292.88	878,588.07
December-22	878,588.07	35,943.92	38,698.18	468.12	881,810.45
January-23	881,810.45	0.00	111,312.68	687.40	993,810.53
February-23	993,810.53	15,268.24	47,010.12	749.88	1,026,302.29
March-23	1,026,302.29	0.00	11,678.44	928.76	1,038,909.49
April-23	1,038,909.49	0.00	57,396.39	819.83	1,097,125.71
May-23	1,097,125.71	0.00	185,165.44	1035.73	1,283,326.88
June-23	1,283,326.88	0.00	23,680.45	1131.56	1,308,138.89
July-23	1,308,138.89	0.00	5,822.13	1441.47	1,315,402.49
August-23	1,315,402.49	10,204.21	19,320.94	2643.50	1,327,162.72
September-23	1,327,162.72	72,795.00	148,711.51	3551.47	1,406,630.70
October-23	1,406,630.70	35,173.78	13,621.47	3445.32	1,388,523.71
November-23	1,388,523.71	214,549.58	3,903.90	3112.88	1,180,990.91
December-23	1,180,990.91	7,775.02	54,657.73	3057.01	1,230,930.63
January-24	1,230,930.63	0.00	171,421.47	4323.79	1,406,675.89
February-24	1,406,675.89	13,338.00	82,945.75	5350.84	1,481,634.48
March-24	1,481,634.48	2,954.50	24,040.62	5939.23	1,508,659.83
	<b>Owes Bldg Fund 200,000.00</b>		<b>After loan repayed</b>		<b>1,830,209.83</b>

**BOND FUND**

**American National Bank**  
**Account MM #3188887**

<b>Month</b>	<b>Beginning Bal .</b>	<b>Expenditures</b>	<b>Receipts</b>	<b>Interest</b>	<b>Ending Balance</b>
November-22	16,915.84	0.00	0.00	2.78	16,918.62
December-23	16,918.62	0.00	0.00	3.30	16,921.92
January-23	16,921.92	0.00	0.00	3.30	16,925.22
February-23	16,925.22	0.00	0.00	2.99	16,928.21
March-23	16,928.21	0.00	0.00	3.51	16,931.72
April-23	16,931.72	0.00	0.00	2.99	16,934.71
May-23	16,934.71	0.00	0.00	3.30	16,938.01
June-23	16,938.01	0.00	0.00	3.42	16,941.43
July-23	16,941.43	0.00	0.00	3.09	16,944.52
August-23	16,944.52	0.00	0.00	3.30	16,947.82
September-23	16,947.82	0.00	0.00	3.31	16,951.13
October-23	16,951.13	0.00	0.00	3.20	16,954.33
November-23	16,954.33	0.00	0.00	3.20	16,957.53
December-23	16,957.53	0.00	0.00	3.31	16,960.84
January-24	16,960.84	0.00	0.00	3.31	16,964.15
February-24	16,964.15	0.00	0.00	3.10	16,967.25
March-24	16,967.25	0.00	0.00	3.31	16,970.56

**QUAL CAP PURP**  
**American National Bank**  
**Savings Account #7005153**

<b>Month</b>	<b>Beginning Bal .</b>	<b>Expenditures</b>	<b>Receipts</b>	<b>Interest</b>	<b>Ending Balance</b>
November-22	10,760.69	0.00	0.00	0.44	10,761.13
December-22	10,761.13	0.00	0.00	0.46	10,761.59
January-23	10,761.59	0.00	0.00	0.45	10,762.04
February-23	10,762.04	0.00	0.00	0.42	10,762.46
March-23	10,762.46	0.00	0.00	0.48	10,762.94
April-23	10,762.94	0.00	0.00	0.41	10,763.35
May-23	10,763.35	0.00	0.00	0.46	10,763.81
June-23	10,763.81	0.00	0.00	0.47	10,764.28
July-23	10,764.28	0.00	0.00	0.43	10,764.71
August-23	10,764.71	0.00	0.00	0.46	10,765.17
Septmeber-23	10,765.17	0.00	0.00	0.45	10,765.62
October-23	10,765.62	0.00	0.00	0.45	10,766.07
November-23	10,766.07	0.00	0.00	0.44	10,766.51
December-23	10,766.51	0.00	10,762.54	0.63	21,529.68
January-24	21,529.68	0.00	36,763.52	1.77	58,294.97
February-24	58,294.97	0.00	17,016.92	2.66	75,314.55
March-24	75,314.55	0.00	4,885.41	3.32	80,203.28

**DEPRECIATION FUNI**  
**American National Bank**  
**Account MM #50000107**

<b>Month</b>	<b>Beginning Bal .</b>	<b>Expenditures</b>	<b>Receipts</b>	<b>Interest</b>	<b>Ending Balance</b>
November-22	4,442.12	0.00	0	0.73	4,442.85
December-22	4,442.85	0.00	0	0.87	4,443.72
January-23	4,443.72	0.00	0	0.86	4,444.58
February-23	4,444.58	0.00	0	0.79	4,445.37
March-23	4,445.37	0.00	0	0.92	4,446.29
April-23	4,446.29	0.00	0	0.78	4,447.07
May-23	4,447.07	0.00	0	0.87	4,447.94
June-23	4,447.94	0.00	0	0.90	4,448.84
July-23	4448.84	0.00	0	0.81	4449.65
August-23	4449.65	0.00	0	0.87	4450.52
September-23	4450.52	0	0	0.87	4451.39
October-23	4451.39	0	0	0.84	4452.23
November-23	4452.23	0	0	0.84	4453.07
December-23	4453.07	0	0	0.87	4453.94
January-24	4453.94	0	0	0.87	4454.81
February-24	4454.81	0	0	0.81	4455.62
March-24	4455.62	0	0	0.87	4456.49

**EMPLOYEE BENEFIT  
FUND  
Savings Account #70005160**

<b>Month</b>	<b>Beginning Bal .</b>	<b>Expenditures</b>	<b>Receipts</b>	<b>Interest</b>	<b>Ending Balance</b>
November-22	497.84	0	0	0.02	497.86
December-22	497.86	0	0	0.02	497.88
January-23	497.88	0	0	0.02	497.90
February-23	497.90	0	0	0.02	497.92
March-23	497.92	0	0	0.02	497.94
April-23	497.94	0	0	0.02	497.96
May-23	497.96	0	0	0.02	497.98
June-23	497.98	0	0	0.03	498.01
July-23	498.01	0	0	0.02	498.03
August-23	498.03	0	0	0.02	498.05
Septmeber-23	498.05	0	0	0.02	498.07
October-23	498.07	0	0	0.02	498.09
November-23	498.09	0	0	0.02	498.11
December-23	498.11	0	0	0.02	498.13
January-24	498.13	0	0	0.02	498.15
Februrary-24	498.15	0	0	0.02	498.17
March-24	498.17	0	0	0.02	498.19

**CONTINGENCY FUND  
American National Bank  
Savings Account #7005174**

<b>Month</b>	<b>Beginning Bal .</b>	<b>Expenditures</b>	<b>Receipts</b>	<b>Interest</b>	<b>Ending Balance</b>
November-22	2760.73	0	3.56	0.11	2,764.40
December-22	2764.4	0	3.45	0.12	2,767.97
January-23	2767.97	0	3.56	0.12	2,771.65
Februrary-23	2771.65	0	3.56	0.11	2,775.32
March-23	2775.32	0	4.25	0.12	2,779.69
April-23	2779.69	0	2.53	0.11	2,782.33
May-23	2782.33	0	3.45	0.12	2,785.90
June-23	2785.9	0	3.56	0.12	2,789.58
July-23	2789.58	0	3.45	0.11	2,793.14
August-23	2793.14	0	3.56	0.12	2,796.82
September-23	2796.82	0	3.56	0.12	2,800.50
October-23	2800.5	0	3.45	0.11	2,804.06
November-23	2804.06	0	3.56	0.12	2,807.74
December-23	2807.74	0	3.45	0.12	2,811.31
January-24	2811.31	0	3.56	0.12	2,814.99
February-24	2814.99	0	3.56	0.11	2,818.66
March-24	2818.66	0	4.36	0.12	2,823.14

CD #0011200272ГFB 12,000(3/10/2024)

**Activity Fund**  
**Western National Bank**  
**Account #29284**

Month	Beginning Bal.	Expenditures	Receipts	Interest	Ending Balance
22-Nov	93,688.54	33,778.97	10,068.27	9.94	69,977.84
22-Dec	69,977.84	40,999.46	29,067.12	9.22	58,045.50
23-Jan	58,045.50	16,351.32	16,671.35	7.9	58,365.53
23-Feb	58,365.53	17,260.71	13,336.87	6.21	54,441.69
23-Mar	54,441.69	20,056.34	6,269.98	9.16	40,655.33
23-Apr	40,655.33	19,934.57	9,976.76	10.88	30,697.52
23-May	30,697.52	24,294.97	44,794.28	13.04	51,196.83
23-Jun	51,196.83	13,576.39	6,133.82	13.32	43,754.26
23-Jul	43,754.26	19,874.11	9,963.46	11.28	33,843.61
23-Aug	33,843.61	62,554.02	59,037.12	9.1	30,326.71
23-Sep	30,326.71	31,902.13	36,199.11	7.75	34,623.69
23-Oct	34,623.69	38,532.20	48,817.84	12.38	44,909.33
23-Nov	44,909.33	43,118.10	34,067.92	12.74	35,859.15
23-Dec	35,859.15	34,006.86	19,088.83	10.28	20,941.12
24-Jan	20,941.12	30,389.68	37,088.49	5.9	27,639.93
24-Feb	27,639.93	18,380.93	11,063.14	7.6	20,322.14
24-Mar	20,322.14	160,440.00	8,982.47	5.55	13,260.61

Money Mkt.  
Not Included

Money Market #0021 \$9,260.59  
Business Value #4810 \$1858.57

**Lunch Fund**  
**Western National Bank**  
**Account #29241**

Month	Beginning Bal.	Expenditures	Receipts	Interest	Ending Balance
22-Nov	51,034.63	19,732.24	11,173.34	5.73	42,475.73
22-Dec	42,475.73	17,990.07	65,855.14	7.17	90,340.80
23-Jan	90,340.80	75,937.90	12,612.19	10.81	27,015.09
23-Feb	27,015.09	18,018.51	42,624.21	4.29	51,620.79
23-Mar	51,620.79	55,792.88	39,285.05	11.18	35,112.96
23-Apr	35,112.96	14,394.35	29,265.41	11.2	49,984.02
23-May	49,984.02	21,833.41	33,805.31	16.67	61,955.92
23-Jun	61,955.92	49,568.63	19,470.61	9.5	31,857.90
23-Jul	31,857.90	6,316.19	25,673.11	11.39	51,214.82
23-Aug	51,214.82	43,859.25	15,411.25	11.21	22,766.82
23-Sep	22,766.82	36,568.99	21,97.20	2.15	8,105.03
23-Oct	8,105.03	17,426.20	36,043.15	5.13	26,721.98
23-Nov	26,721.98	28,076.57	32,927.31	7.18	31,572.72
23-Dec	31,572.72	37,955.06	34,086.83	4.54	27,704.49
24-Jan	27,704.49	32,546.22	24,075.62	10.53	19,233.89
24-Feb	19,233.89	16,652.39	23,659.43	5.58	26,240.93
24-Mar	26,240.93	62,630.51	49,125.06	5.77	12,735.48













04/10/2024 03:49 PM

User ID: LLB

Account Number	Account Description	Revised Budget	Expended During Month	Expenditures to Date	% of Budget	Balance at EOM	Unencumbered Balance
01	GENERAL FUND						
1100	REGULAR INSTRUCTIONAL PROGRAMS						
01 1100 111 001	Teacher Salaries - HS	852,085.51	65,038.69	523,971.74	61.49	328,113.77	328,113.77
01 1100 111 002	Teacher Salaries MS	503,500.00	37,902.68	301,256.70	59.83	202,243.30	202,243.30
01 1100 111 003	Teacher Salaries Elem-Tec	507,500.00	42,289.35	338,371.50	66.67	169,128.50	169,128.50
01 1100 111 004	Teacher Salaries Elem-Cook	253,850.36	21,154.22	168,525.63	66.39	85,324.73	85,324.73
01 1100 112 001	Aide Wages--HS	5,734.00	511.41	3,978.10	69.38	1,755.90	1,755.90
01 1100 112 002	Aide Wages-MS	8,463.50	987.51	6,389.68	75.50	2,073.82	2,073.82
01 1100 112 003	Aide Wages-Elem Tec	55,000.00	5,956.62	41,289.81	75.07	13,710.19	13,710.19
01 1100 112 004	Aide Wages--Elem Cook	48,583.86	4,293.38	33,901.21	69.78	14,682.65	14,682.65
01 1100 113 001	Sub Salaries --HS	80,000.00	4,200.00	51,167.38	63.96	28,832.62	28,832.62
01 1100 113 002	Sub Salaries --MS	27,400.00	1,950.00	19,112.22	69.75	8,287.78	8,287.78
01 1100 113 003	Sub Salaries --Elem Tec	8,500.00	1,089.38	8,819.26	103.76	(319.26)	(319.26)
01 1100 113 004	Sub Salaries --Elem Cook	5,000.00	1,275.00	5,100.38	102.01	(100.38)	(100.38)
01 1100 114 001	Tech Staff Salary -HS	7,513.00	626.16	5,009.28	66.67	2,503.72	2,503.72
01 1100 114 002	Technical Staff Salary - MS	7,513.00	661.99	5,260.10	70.01	2,252.90	2,252.90
01 1100 114 003	Technical Staff Salary -Elem Tec	7,513.00	626.17	5,009.36	66.68	2,503.64	2,503.64
01 1100 114 004	Technical Staff Elem Cook	7,513.00	626.17	5,009.36	66.68	2,503.64	2,503.64
01 1100 120 001	SUBSTITUTE OR TEMPORARY SALARIES	21,000.00	0.00	17,381.00	82.77	3,619.00	3,619.00
01 1100 120 002	SUBSTITUTE OR TEMPORARY SALARIES	5,000.00	1,024.00	6,999.50	139.99	(1,999.50)	(1,999.50)
01 1100 122 001	SUB AIDS	1,000.00	0.00	0.00	0.00	1,000.00	1,000.00
01 1100 122 002	SUB AIDS	5,000.00	0.00	0.00	0.00	5,000.00	5,000.00
01 1100 122 003	SUB AIDS	5,000.00	0.00	0.00	0.00	5,000.00	5,000.00
01 1100 122 004	SUB AIDS	5,000.00	0.00	0.00	0.00	5,000.00	5,000.00
01 1100 123 003	SUBSTITUTE TEACHERS	0.00	0.00	0.00	0.00	0.00	0.00
01 1100 132 001	Aides Overtime HS	500.00	0.00	2.56	0.51	497.44	497.44
01 1100 132 002	Aides Overtime MS	1,500.00	0.00	0.00	0.00	1,500.00	1,500.00
01 1100 132 003	Aides Overtime-Elem Tec	1,500.00	268.59	1,656.10	110.41	(156.10)	(156.10)
01 1100 132 004	Aides Overtime - Elem Cook	1,000.00	0.00	76.65	7.67	923.35	923.35
01 1100 150 001	Additional compensation non-instructiona	0.00	0.00	0.00	0.00	0.00	0.00
01 1100 151 001	Additional Compensation Teachers HS	162,000.00	13,997.46	120,805.45	74.57	41,194.55	41,194.55
01 1100 151 002	Additional Compensation Teachers-MS	8,000.00	2,182.92	8,912.38	111.40	(912.38)	(912.38)
01 1100 151 003	Additional Compensation Teachers	2,500.00	0.00	387.29	15.49	2,112.71	2,112.71
01 1100 151 004	Additional Compensation Teachers	1,500.00	0.00	0.00	0.00	1,500.00	1,500.00
01 1100 152 001	Additional Compensation Aides HS	1,000.00	2,452.33	10,281.62	1,028.16	(9,281.62)	(9,281.62)
01 1100 152 002	Additional Compensation Aides MS	500.00	109.44	1,956.44	391.29	(1,456.44)	(1,456.44)
01 1100 152 003	Additional Compensation Aides ELEM TEC	1,000.00	0.00	80.00	8.00	920.00	920.00
01 1100 152 004	Additional Compensation Aides ELEM COOK	0.00	0.00	20.00	0.00	(20.00)	(20.00)
01 1100 211 001	Reg Sec Health Ins	250,000.00	20,154.04	160,244.46	64.10	89,755.54	89,755.54
01 1100 211 002	Reg Sec Health Ins	167,000.00	12,063.23	97,351.56	58.29	69,648.44	69,648.44
01 1100 211 003	Reg EI Health Inst	160,000.00	13,191.55	105,532.40	65.96	54,467.60	54,467.60
01 1100 211 004	Reg Sec Health Ins	105,208.00	9,122.70	70,103.32	66.63	35,104.68	35,104.68
01 1100 212 001	BCBS Aides HS	2,000.00	166.45	1,331.05	66.55	668.95	668.95
01 1100 212 002	BCBS AIDES	1,500.00	125.76	996.07	66.40	503.93	503.93
01 1100 212 003	BCBS Aides Elem Tec	18,000.00	1,281.95	10,993.40	61.07	7,006.60	7,006.60
01 1100 212 004	BCBS Aides Elem Cook	8,700.00	675.51	5,671.01	65.18	3,028.99	3,028.99
01 1100 213 002	BCBS SUB TEACHER	0.00	0.00	0.00	0.00	0.00	0.00
01 1100 214 001	BCBS Tech Staff -HS	1,195.00	99.25	794.00	66.44	401.00	401.00
01 1100 214 002	BCBS Tech Staff MS	1,195.00	99.25	794.00	66.44	401.00	401.00
01 1100 214 003	BCBS Tech Staff - Elem Tec	1,195.00	99.25	794.00	66.44	401.00	401.00
01 1100 214 004	BCBS Tech Staff Elem Cook	1,195.00	99.25	794.00	66.44	401.00	401.00
01 1100 220 001	FICA NON INSTRUCTIONAL	2,000.00	0.00	1,329.70	66.49	670.30	670.30
01 1100 220 002	FICA NON INSTRUCTIONAL	2,500.00	78.34	535.47	21.42	1,964.53	1,964.53
01 1100 221 001	Teacher FICA HS	81,000.00	5,990.88	48,846.73	60.30	32,153.27	32,153.27
01 1100 221 002	Teacher FICA MS	38,500.00	3,013.60	23,244.07	60.37	15,255.93	15,255.93
01 1100 221 003	Teacher FICA Elem Tec	38,500.00	3,192.05	25,565.49	66.40	12,934.51	12,934.51
01 1100 221 004	Teacher FICA Elem Cook	18,325.76	1,519.47	12,155.79	66.33	6,169.97	6,169.97
01 1100 222 001	Aides FICA HS	950.00	226.72	1,091.04	114.85	(141.04)	(141.04)
01 1100 222 002	Aides FICA MS	1,250.00	82.36	626.16	50.09	623.84	623.84
01 1100 222 003	Aides FICA Elem Tec	5,000.00	470.10	3,231.28	64.63	1,768.72	1,768.72
01 1100 222 004	Aides FICA Elem Cook	3,800.00	327.74	2,594.96	68.29	1,205.04	1,205.04
01 1100 223 001	FICA Sub Teacher HS	6,500.00	321.32	3,914.37	60.22	2,585.63	2,585.63
01 1100 223 002	FICA Sub Teacher MS	2,000.00	149.18	1,462.07	73.10	537.93	537.93
01 1100 223 003	FICA Sub Teacher- Elem Tec	750.00	83.36	674.74	89.97	75.26	75.26
01 1100 223 004	FICA Sub Teacher - Elem Cook	500.00	97.54	390.18	78.04	109.82	109.82
01 1100 224 001	FICA Tech Staff HS	580.00	48.08	384.62	66.31	195.38	195.38
01 1100 224 002	FICA Tech Staff MS	580.00	50.82	403.80	69.62	176.20	176.20
01 1100 224 003	FICA Tech Staff Elem Tec	580.00	48.08	384.62	66.31	195.38	195.38
01 1100 224 004	FICA Tech Staff Elem Cook	580.00	48.08	384.62	66.31	195.38	195.38





04/10/2024 03:49 PM

User ID: LLB

Account Number	Account Description	Revised Budget	Expended During Month	Expenditures to Date	% of Budget	Balance at EOM	Unencumbered Balance
01 1115 565 001	Career Academy Tuition to Colleges	10,000.00	0.00	5,420.80	54.21	4,579.20	4,579.20
01 1115 640 001	Career Academy Books HS	2,500.00	0.00	288.00	11.52	2,212.00	2,212.00
01 1115 641 001	Career Academy EBooks HS	0.00	0.00	0.00	0.00	0.00	0.00
01 1115 810 001	DUES AND FEES	500.00	0.00	0.00	0.00	500.00	500.00
1115	CAREER ACADEMY PROGRAMS	13,000.00	0.00	5,708.80	43.91	7,291.20	7,291.20
1150	LIMITED ENGLISH PROF PROGRAMS						
01 1150 111 000	LEP Salary	0.00	0.00	0.00	0.00	0.00	0.00
01 1150 111 001	LEP Teacher Salary HS	18,815.00	1,567.80	12,542.40	66.66	6,272.60	6,272.60
01 1150 111 002	LEP Teacher Salary MS	18,815.00	1,567.79	12,542.32	66.66	6,272.68	6,272.68
01 1150 111 003	LEP Teacher Salary Elem Tec.	18,815.00	1,567.79	12,542.32	66.66	6,272.68	6,272.68
01 1150 111 004	LEP Teacher Salary Elem. Cook	18,815.00	1,567.79	12,542.32	66.66	6,272.68	6,272.68
01 1150 112 001	LEP Aide Salary HS	6,065.00	575.85	4,356.44	71.83	1,708.56	1,708.56
01 1150 112 002	LEP Aide Salary MS	6,065.00	575.87	4,356.48	71.83	1,708.52	1,708.52
01 1150 112 003	LEP Aide Salary Elem. Tec	6,065.00	575.87	4,356.48	71.83	1,708.52	1,708.52
01 1150 112 004	LEP Aide Salary Elem. Cook	6,065.00	575.87	4,356.48	71.83	1,708.52	1,708.52
01 1150 113 001	LEP Sub Salary HS	250.00	0.00	0.00	0.00	250.00	250.00
01 1150 113 002	LEP Sub Salary MS	250.00	0.00	0.00	0.00	250.00	250.00
01 1150 113 003	LEP Sub Salary Elem. Tec.	250.00	0.00	0.00	0.00	250.00	250.00
01 1150 113 004	LEP Sub Salary Elem. Cook	250.00	0.00	0.00	0.00	250.00	250.00
01 1150 132 004	Overtime Aide	250.00	33.31	392.01	156.80	(142.01)	(142.01)
01 1150 211 000	LEP BCBS	0.00	0.00	0.00	0.00	0.00	0.00
01 1150 211 001	Reg Secondary Health Ins	95.00	7.90	63.20	66.53	31.80	31.80
01 1150 211 002	Reg Sec Health Ins.	95.00	7.90	63.20	66.53	31.80	31.80
01 1150 211 003	Reg Elem Health Ins.	95.00	7.90	63.20	66.53	31.80	31.80
01 1150 211 004	Reg Elem Health Ins.	95.00	7.90	63.20	66.53	31.80	31.80
01 1150 212 000	BCBS AIDES	0.00	0.00	0.00	0.00	0.00	0.00
01 1150 212 001	BCBS AIDES	2,380.00	197.29	1,570.55	65.99	809.45	809.45
01 1150 212 002	BCBS AIDES	2,380.00	197.30	1,570.57	65.99	809.43	809.43
01 1150 212 003	BCBS AIDES	2,380.00	197.30	1,570.57	65.99	809.43	809.43
01 1150 212 004	BCBS AIDES	2,380.00	208.71	1,693.11	71.14	686.89	686.89
01 1150 221 001	SOCIAL SECURITY FOR TEACHERS/PROF STF	1,425.00	118.61	948.87	66.59	476.13	476.13
01 1150 221 002	SOCIAL SECURITY FOR TEACHERS/PROF STF	1,450.00	118.61	948.87	65.44	501.13	501.13
01 1150 221 003	SOCIAL SECURITY FOR TEACHERS/PROF STF	1,450.00	118.61	948.87	65.44	501.13	501.13
01 1150 221 004	SOCIAL SECURITY FOR TEACHERS/PROF STF	1,450.00	118.66	949.24	65.46	500.76	500.76
01 1150 222 001	FICA AIDES	550.00	43.84	331.58	60.29	218.42	218.42
01 1150 222 002	FICA AIDES	550.00	43.84	331.58	60.29	218.42	218.42
01 1150 222 003	FICA AIDES	550.00	43.84	331.58	60.29	218.42	218.42
01 1150 222 004	FICA AIDES	550.00	46.39	361.53	65.73	188.47	188.47
01 1150 223 001	FICA SUB TEACHER	50.00	0.00	0.00	0.00	50.00	50.00
01 1150 223 002	FICA SUB TEACHER	50.00	0.00	0.00	0.00	50.00	50.00
01 1150 223 003	FICA SUB TEACHER	50.00	0.00	0.00	0.00	50.00	50.00
01 1150 223 004	FICA SUB TEACHER	50.00	0.00	0.00	0.00	50.00	50.00
01 1150 231 000	LEP Retirement	0.00	0.00	0.00	0.00	0.00	0.00
01 1150 231 001	Retirement Contrib. Teachers/Prof. Staff	1,860.00	154.86	1,238.88	66.61	621.12	621.12
01 1150 231 002	Retirement Contrib. Teachers/Prof. Staff	1,860.00	154.86	1,238.88	66.61	621.12	621.12
01 1150 231 003	Retirement Contrib. Teachers/Prof. Staff	1,860.00	154.86	1,238.88	66.61	621.12	621.12
01 1150 231 004	Retirement Contrib. Teachers/Prof. Staff	1,860.00	154.87	1,238.96	66.61	621.04	621.04
01 1150 232 001	RETIREMENT AIDES	600.00	56.88	427.70	71.28	172.30	172.30
01 1150 232 002	RETIREMENT AIDES	600.00	56.88	427.70	71.28	172.30	172.30
01 1150 232 003	RETIREMENT AIDES	600.00	56.88	427.70	71.28	172.30	172.30
01 1150 232 004	RETIREMENT AIDES	600.00	60.18	466.43	77.74	133.57	133.57
01 1150 237 000	INCREASED RETIREMENT CONTRIBUTION	0.00	0.00	0.00	0.00	0.00	0.00
01 1150 237 001	INCREASED RETIREMENT CONTRIBUTION	0.00	0.00	0.00	0.00	0.00	0.00
01 1150 237 002	INCREASED RETIREMENT CONTRIBUTION	0.00	0.00	0.00	0.00	0.00	0.00
01 1150 237 003	INCREASED RETIREMENT CONTRIBUTION	0.00	0.00	0.00	0.00	0.00	0.00
01 1150 237 004	INCREASED RETIREMENT CONTRIBUTION	0.00	0.00	0.00	0.00	0.00	0.00
01 1150 281 000	OTHER BENEFITS	0.00	0.00	0.00	0.00	0.00	0.00
01 1150 281 001	Other Health Benefits Teachers HS	95.00	7.82	62.36	65.64	32.64	32.64
01 1150 281 002	OTHER HEALTH BENEFITS	95.00	7.82	62.35	65.63	32.65	32.65
01 1150 281 003	OTHER HEALTH BENEFITS	95.00	7.82	62.35	65.63	32.65	32.65
01 1150 281 004	OTHER HEALTH BENEFITS	95.00	7.81	62.29	65.57	32.71	32.71
01 1150 284 002	OTHER HEALTH BENEFITS	0.00	0.00	0.00	0.00	0.00	0.00
01 1150 284 003	Other Health Benefits	0.00	0.00	0.00	0.00	0.00	0.00
01 1150 610 001	SUPPLIES	250.00	0.00	0.00	0.00	250.00	250.00



04/10/2024 03:49 PM

User ID: LLB

Account Number	Account Description	Revised Budget	Expended During Month	Expenditures to Date	% of Budget	Balance at EOM	Unencumbered Balance
01 1160 281 002	OTHER BENEFITS	0.00	0.00	0.00	0.00	0.00	0.00
01 1160 281 003	POVERTY OTHER BENEFITS	0.00	0.00	0.00	0.00	0.00	0.00
01 1160 281 004	OTHER BENEFITS	0.00	0.00	0.00	0.00	0.00	0.00
01 1160 284 001	OTHER HEALTH BENEFITS	35.00	3.26	25.84	73.83	9.16	9.16
01 1160 284 002	OTHER HEALTH BENEFITS	35.00	3.26	25.84	73.83	9.16	9.16
01 1160 284 003	OTHER HEALTH BENEFITS	35.00	3.26	25.84	73.83	9.16	9.16
01 1160 284 004	OTHER HEALTH BENEFITS	35.00	3.28	25.98	74.23	9.02	9.02
01 1160 337 000	Poverty tires and Parts	0.00	0.00	0.00	0.00	0.00	0.00
01 1160 338 000	Poverty Bus repairs	0.00	0.00	0.00	0.00	0.00	0.00
01 1160 340 001	OTHER PROFESSIONAL SERVICES	0.00	0.00	0.00	0.00	0.00	0.00
01 1160 340 002	OTHER PROFESSIONAL SERVICES	0.00	0.00	0.00	0.00	0.00	0.00
01 1160 591 001	CONTRACTED SERVICES OTHER DIST/ESU	0.00	0.00	0.00	0.00	0.00	0.00
01 1160 591 002	CONTRACTED SERVICES OTHER DIST/ESU	0.00	0.00	0.00	0.00	0.00	0.00
01 1160 591 003	CONTRACTED SERVICES OTHER DIST/ESU	0.00	0.00	0.00	0.00	0.00	0.00
01 1160 591 004	CONTRACTED SERVICES OTHER DIST/ESU	0.00	0.00	0.00	0.00	0.00	0.00
01 1160 626 000	Poverty Gas	0.00	0.00	0.00	0.00	0.00	0.00
1160	PROVERTY PROGRAMS	181,027.00	15,499.08	121,461.36	67.10	59,565.64	59,565.64
1190	EARLY CHILDHOOD ED PROGRAMS						
01 1190 110 000	REGULAR SALARIES	0.00	0.00	0.00	0.00	0.00	0.00
01 1190 111 003	Teacher Salary	46,810.00	3,900.20	31,201.60	66.66	15,608.40	15,608.40
01 1190 111 004	Teacher Salary	70,442.40	5,870.20	46,961.60	66.67	23,480.80	23,480.80
01 1190 112 003	Aide Wages Tec. Site	32,590.00	2,967.64	22,594.80	69.33	9,995.20	9,995.20
01 1190 112 004	Early Childhood Aide Elem-Cook	28,128.00	2,281.15	18,783.43	66.78	9,344.57	9,344.57
01 1190 113 003	Sub Salaries	500.00	0.00	212.00	42.40	288.00	288.00
01 1190 113 004	Sub Salaries	500.00	0.00	949.00	189.80	(449.00)	(449.00)
01 1190 122 003	SUB AIDS	500.00	0.00	0.00	0.00	500.00	500.00
01 1190 122 004	SUB AIDS	500.00	0.00	0.00	0.00	500.00	500.00
01 1190 132 003	Preschool Aide Overtime Tec.	600.00	33.70	384.39	64.07	215.61	215.61
01 1190 132 004	Preschool Aide Overtime Cook	250.00	12.20	78.12	31.25	171.88	171.88
01 1190 151 003	Additional Compensation Teachers	100.00	0.00	0.00	0.00	100.00	100.00
01 1190 211 003	BCBS/VIS Early Childhood Teachers Tec	26,700.00	2,224.83	17,798.64	66.66	8,901.36	8,901.36
01 1190 211 004	BCBS/VIS Early Childhood Teachers -Cook	26,700.00	2,224.83	17,798.64	66.66	8,901.36	8,901.36
01 1190 212 003	BCBS Aides Early Childhood Tec	14,200.00	1,183.17	9,474.59	66.72	4,725.41	4,725.41
01 1190 212 004	BCBS Early Childhood Aide Elem Cook	10,050.00	827.49	6,653.99	66.21	3,396.01	3,396.01
01 1190 220 000	FICA NON INSTRUCTIONAL	0.00	0.00	0.00	0.00	0.00	0.00
01 1190 221 003	EC Teacher FICA Tec	3,550.00	296.11	2,368.71	66.72	1,181.29	1,181.29
01 1190 221 004	EC Teacher FICA Cook	5,500.00	437.70	3,501.36	63.66	1,998.64	1,998.64
01 1190 222 003	EC Aide FICA Tec	2,500.00	218.22	1,666.88	66.68	833.12	833.12
01 1190 222 004	EC Aide FICA Elem Cook	2,300.00	175.23	1,440.83	62.64	859.17	859.17
01 1190 223 003	FICA SUB TEACHER	400.00	0.00	16.22	4.06	383.78	383.78
01 1190 223 004	FICA SUB TEACHERS	400.00	0.00	72.61	18.15	327.39	327.39
01 1190 230 000	RETIREMENT NON INSTUCTIONAL	0.00	0.00	0.00	0.00	0.00	0.00
01 1190 231 003	Retirement Contrib. Teachers/Prof. Staff	4,650.00	385.25	3,082.01	66.28	1,567.99	1,567.99
01 1190 231 004	Retirement Contrib. Teachers/Prof. Staff	7,000.00	579.85	4,638.80	66.27	2,361.20	2,361.20
01 1190 232 003	Retirement Aides Tec	3,200.00	296.46	2,248.88	70.28	951.12	951.12
01 1190 232 004	Retirement Aides Cook	2,700.00	226.53	1,842.15	68.23	857.85	857.85
01 1190 233 003	Retirement Sub Teachers	0.00	0.00	0.00	0.00	0.00	0.00
01 1190 233 004	Retirement Sub Teachers	0.00	0.00	0.00	0.00	0.00	0.00
01 1190 237 000	INCREASED RETIREMENT CONTRIBUTION	0.00	0.00	0.00	0.00	0.00	0.00
01 1190 237 003	INCREASED RETIREMENT CONTRIBUTION	0.00	0.00	0.00	0.00	0.00	0.00
01 1190 237 004	INCREASED RETIREMENT CONTRIBUTION	0.00	0.00	0.00	0.00	0.00	0.00
01 1190 271 003	EC Teachers Wokmens Comp Tec	0.00	0.00	0.00	0.00	0.00	0.00
01 1190 271 004	EC Teacher Workmens Comp Cook	0.00	0.00	0.00	0.00	0.00	0.00
01 1190 281 003	EC Teacher Health Benefits Tec	205.00	20.54	161.96	79.00	43.04	43.04
01 1190 281 004	EC Teacher Other Health Benefits Cook	290.00	29.26	231.10	79.69	58.90	58.90
01 1190 320 003	PROFESSIONAL ED SERVICES	0.00	0.00	0.00	0.00	0.00	0.00
01 1190 320 004	PROFESSIONAL ED SERVICES	0.00	0.00	0.00	0.00	0.00	0.00
01 1190 330 000	STAFF TRAINING	0.00	0.00	0.00	0.00	0.00	0.00
01 1190 330 003	STAFF TRAINING	1,000.00	0.00	145.00	14.50	855.00	855.00
01 1190 330 004	STAFF TRAINING	1,000.00	0.00	40.00	4.00	960.00	960.00
01 1190 580 003	EC Travel Tec.	500.00	0.00	0.00	0.00	500.00	500.00

04/10/2024 03:49 PM

User ID: LLB

Account Number	Account Description	Revised Budget	Expended During Month	Expenditures to Date	% of Budget	Balance at EOM	Unencumbered Balance
01 1190 580 004	EC Travel Cook	500.00	0.00	0.00	0.00	500.00	500.00
01 1190 610 003	EC Supplies Tec	500.00	31.16	423.24	84.65	76.76	76.76
01 1190 610 004	EC Supplies Cook	500.00	31.17	145.69	29.14	354.31	354.31
01 1190 626 000	GASOLINE	0.00	0.00	0.00	0.00	0.00	0.00
01 1190 640 003	EC Books/ Periodical Tec	0.00	0.00	0.00	0.00	0.00	0.00
01 1190 640 004	EC Books/ Periodical Tec	0.00	0.00	0.00	0.00	0.00	0.00
01 1190 643 003	WEB CLOUD BASED SOFTWARE	0.00	258.30	276.30	0.00	(276.30)	(276.30)
01 1190 643 004	WEB CLOUD BASED SOFTWARE	0.00	258.30	276.30	0.00	(276.30)	(276.30)
01 1190 650 003	TECH SUPPLIES < 5,000	1,700.00	0.00	1,662.00	97.76	38.00	38.00
01 1190 650 004	TECH SUPPLIES < 5,000	1,700.00	0.00	1,662.00	97.76	38.00	38.00
01 1190 670 003	TRAVEL EXPENSE AND MILEAGE	0.00	0.00	0.00	0.00	0.00	0.00
01 1190 670 004	TRAVEL EXPENSE AND MILEAGE	0.00	0.00	0.00	0.00	0.00	0.00
01 1190 733 003	FURNITURE	0.00	0.00	0.00	0.00	0.00	0.00
01 1190 733 004	FURNITURE	0.00	0.00	0.00	0.00	0.00	0.00
01 1190 734 003	TECH HARDWARE	0.00	0.00	0.00	0.00	0.00	0.00
01 1190 734 004	TECH HARDWARE	0.00	0.00	0.00	0.00	0.00	0.00
01 1190 735 003	TECH SOFTWARE	0.00	0.00	0.00	0.00	0.00	0.00
01 1190 890 000	MISC EXPENSE	0.00	0.00	0.00	0.00	0.00	0.00
01 1190 890 003	MISC EXPENSE	0.00	0.00	0.00	0.00	0.00	0.00
01 1190 890 004	MISC EXPENSE	0.00	0.00	0.00	0.00	0.00	0.00
1190	EARLY CHILDHOOD ED PROGRAMS	298,665.40	24,769.49	198,792.84	66.56	99,872.56	99,872.56
1200	SPECIAL EDUCATION INSTRUCTIONAL PROGRAMS						
01 1200 110 001	SPED ASST DIR. SALARY HS	0.00	0.00	43.75	0.00	(43.75)	(43.75)
01 1200 110 002	SPED Asst Directory Salary MS	0.00	0.00	43.75	0.00	(43.75)	(43.75)
01 1200 110 003	SPED Asst Director Salary Elem Tec	0.00	0.00	43.75	0.00	(43.75)	(43.75)
01 1200 110 004	SPED Asst Director Salary Elem Cook	0.00	0.00	43.75	0.00	(43.75)	(43.75)
01 1200 111 001	Sped Sec Teacher Salary	126,435.00	10,536.22	84,289.76	66.67	42,145.24	42,145.24
01 1200 111 002	Sped MS Teacher Salary	50,395.00	4,199.38	33,595.04	66.66	16,799.96	16,799.96
01 1200 111 003	Sped Elem Teacher Salary	145,717.00	12,143.09	97,144.72	66.67	48,572.28	48,572.28
01 1200 111 004	Sped Sec Teacher Salary	49,225.00	4,363.88	34,125.01	69.32	15,099.99	15,099.99
01 1200 112 001	Sped Sec Aide	64,850.00	5,678.76	45,050.04	69.47	19,799.96	19,799.96
01 1200 112 002	Sped Sec Aide	47,800.00	4,410.72	34,279.97	71.72	13,520.03	13,520.03
01 1200 112 003	Elm Sped Aide	12,900.00	1,044.56	8,543.71	66.23	4,356.29	4,356.29
01 1200 112 004	Sped Elem Aide	21,500.00	1,880.24	14,982.76	69.69	6,517.24	6,517.24
01 1200 113 001	Sec Sped Sub	0.00	600.00	3,825.00	0.00	(3,825.00)	(3,825.00)
01 1200 113 002	MS Sped Sub	0.00	450.00	750.00	0.00	(750.00)	(750.00)
01 1200 113 003	Elem Sped Sub	0.00	825.00	2,400.00	0.00	(2,400.00)	(2,400.00)
01 1200 113 004	Elem Sped Sub	0.00	0.00	450.00	0.00	(450.00)	(450.00)
01 1200 121 001	Sub Sped Stf Dev	0.00	0.00	0.00	0.00	0.00	0.00
01 1200 121 002	Sub Sped Stf Dev	0.00	0.00	0.00	0.00	0.00	0.00
01 1200 121 003	Sub Sped Stf Dev	0.00	0.00	0.00	0.00	0.00	0.00
01 1200 121 004	Sub Sped Stf Dev	0.00	0.00	0.00	0.00	0.00	0.00
01 1200 123 001	SUBSTITUTE TEACHERS	4,000.00	0.00	0.00	0.00	4,000.00	4,000.00
01 1200 123 002	SUBSTITUTE TEACHERS	2,000.00	0.00	0.00	0.00	2,000.00	2,000.00
01 1200 123 003	SUBSTITUTE TEACHERS	5,000.00	0.00	0.00	0.00	5,000.00	5,000.00
01 1200 123 004	SUBSTITUTE TEACHERS	500.00	0.00	0.00	0.00	500.00	500.00
01 1200 132 001	OVERTIME	0.00	68.38	180.79	0.00	(180.79)	(180.79)
01 1200 132 002	MS SPED AIDE OVERTIME	0.00	0.00	0.00	0.00	0.00	0.00
01 1200 132 003	ELEM TEC SPED AIDE OVERTIME	0.00	24.59	468.46	0.00	(468.46)	(468.46)
01 1200 132 004	OVERTIME	0.00	0.00	335.79	0.00	(335.79)	(335.79)
01 1200 151 001	Additional Compensation Teachers	100.00	0.00	0.00	0.00	100.00	100.00
01 1200 151 002	Additional Compensation Teachers	100.00	0.00	0.00	0.00	100.00	100.00
01 1200 151 003	Additional Compensation Teachers	50.00	0.00	0.00	0.00	50.00	50.00
01 1200 151 004	Additional Compensation Teachers	50.00	0.00	0.00	0.00	50.00	50.00
01 1200 156 001	ADD COMP PROF STAFF HS	0.00	0.00	0.00	0.00	0.00	0.00
01 1200 210 001	BCBS NON-INSTRUCTIONAL	0.00	0.00	0.00	0.00	0.00	0.00
01 1200 210 002	BCBS NON-INSTRUCTIONAL	0.00	0.00	0.00	0.00	0.00	0.00
01 1200 210 003	BCBS NON-INSTRUCTIONAL	0.00	0.00	0.00	0.00	0.00	0.00
01 1200 210 004	BCBS NON-INSTRUCTIONAL	0.00	0.00	0.00	0.00	0.00	0.00
01 1200 211 000	JCC SPED DIR./ SM SCH	0.00	0.00	0.00	0.00	0.00	0.00
01 1200 211 001	SPED BCBS HS	41,146.00	3,873.16	29,927.44	72.73	11,218.56	11,218.56
01 1200 211 002	SPED BCBS MS	22,077.00	1,899.94	15,019.10	68.03	7,057.90	7,057.90
01 1200 211 003	SPED BCBS Elem	85,718.00	3,948.44	31,587.52	36.85	54,130.48	54,130.48
01 1200 211 004	SPED BCBS Sec	8,375.00	742.70	5,815.21	69.44	2,559.79	2,559.79
01 1200 212 001	BCBS AIDES	17,200.00	1,426.75	11,404.81	66.31	5,795.19	5,795.19
01 1200 212 002	BCBS AIDES	0.00	777.11	6,205.51	0.00	(6,205.51)	(6,205.51)
01 1200 212 003	BCBS AIDES	4,000.00	202.86	1,823.68	45.59	2,176.32	2,176.32
01 1200 212 004	BCBS AIDES	9,500.00	739.61	6,126.04	64.48	3,373.96	3,373.96
01 1200 220 000	Sped Nurse Retirement	0.00	0.00	0.00	0.00	0.00	0.00
01 1200 220 001	FICA NON INSTRUCTIONAL	15.00	0.00	3.34	22.27	11.66	11.66

04/10/2024 03:49 PM

User ID: LLB

Account Number	Account Description	Revised Budget	Expended During Month	Expenditures to Date	% of Budget	Balance at EOM	Unencumbered Balance
01 1200 220 002	FICA NON INSTRUCTIONAL	15.00	0.00	3.34	22.27	11.66	11.66
01 1200 220 003	FICA NON INSTRUCTIONAL	15.00	0.00	3.34	22.27	11.66	11.66
01 1200 220 004	FICA NON INSTRUCTIONAL	15.00	0.00	3.36	22.40	11.64	11.64
01 1200 221 000	Sped Secretary Fica	0.00	0.00	0.00	0.00	0.00	0.00
01 1200 221 001	HS Sped Fica	9,520.00	788.94	6,326.43	66.45	3,193.57	3,193.57
01 1200 221 002	MS Sped Fica	3,760.00	313.27	2,506.87	66.67	1,253.13	1,253.13
01 1200 221 003	Sped Elem Fica	10,500.00	889.11	7,112.71	67.74	3,387.29	3,387.29
01 1200 221 004	Sec Sped Fica	3,800.00	335.62	2,624.27	69.06	1,175.73	1,175.73
01 1200 222 001	FICA AIDES	5,600.00	439.67	3,460.16	61.79	2,139.84	2,139.84
01 1200 222 002	FICA AIDES	4,000.00	328.51	2,551.89	63.80	1,448.11	1,448.11
01 1200 222 003	FICA AIDES	1,300.00	81.57	687.59	52.89	612.41	612.41
01 1200 222 004	FICA AIDES	1,950.00	143.05	1,164.73	59.73	785.27	785.27
01 1200 223 001	FICA SUB TEACHER	50.00	45.90	292.63	585.26	(242.63)	(242.63)
01 1200 223 002	FICA SUB TEACHER	100.00	34.43	57.38	57.38	42.62	42.62
01 1200 223 003	FICA SUB TEACHER	175.00	63.10	183.60	104.91	(8.60)	(8.60)
01 1200 223 004	FICA SUB TEACHER	200.00	0.00	34.42	17.21	165.58	165.58
01 1200 226 001	FICA	0.00	0.00	0.00	0.00	0.00	0.00
01 1200 230 000	SPEDED Nurse BCBS	0.00	0.00	0.00	0.00	0.00	0.00
01 1200 230 001	RETIREMENT NON INSTRUCTIONAL	20.00	0.00	4.32	21.60	15.68	15.68
01 1200 230 002	RETIREMENT NON INSTRUCTIONAL	20.00	0.00	4.32	21.60	15.68	15.68
01 1200 230 003	RETIREMENT NON INSTRUCTIONAL	20.00	0.00	4.32	21.60	15.68	15.68
01 1200 230 004	RETIREMENT NON INSTRUCTIONAL	20.00	0.00	4.32	21.60	15.68	15.68
01 1200 231 000	231	0.00	0.00	0.00	0.00	0.00	0.00
01 1200 231 001	Sped HS Teacher Retirement	23,844.00	1,040.74	8,325.96	34.92	15,518.04	15,518.04
01 1200 231 002	Sped MS Teacher Retirement	5,000.00	414.81	3,318.47	66.37	1,681.53	1,681.53
01 1200 231 003	Sped Elem Tec Teacher Retirement	14,500.00	1,199.47	9,595.73	66.18	4,904.27	4,904.27
01 1200 231 004	Sped Elem Cook Teacher Retirement	4,900.00	431.06	3,370.79	68.79	1,529.21	1,529.21
01 1200 232 001	RETIREMENT AIDES	6,200.00	567.68	4,289.05	69.18	1,910.95	1,910.95
01 1200 232 002	RETIREMENT AIDES	4,700.00	435.69	3,386.14	72.05	1,313.86	1,313.86
01 1200 232 003	RETIREMENT AIDES	1,400.00	105.60	890.22	63.59	509.78	509.78
01 1200 232 004	RETIREMENT AIDES	2,200.00	185.72	1,513.10	68.78	686.90	686.90
01 1200 233 001	RETIREMENT CODES FOR SUB TEACHERS	0.00	0.00	0.00	0.00	0.00	0.00
01 1200 233 002	RETIREMENT CODES FOR SUB TEACHERS	0.00	0.00	0.00	0.00	0.00	0.00
01 1200 233 003	RETIREMENT CODES FOR SUB TEACHERS	0.00	0.00	0.00	0.00	0.00	0.00
01 1200 233 004	RETIREMENT CODES FOR SUB TEACHERS	0.00	0.00	0.00	0.00	0.00	0.00
01 1200 236 001	RETIRMENT	0.00	0.00	0.00	0.00	0.00	0.00
01 1200 237 000	INCREASED RETIREMENT CONTRIBUTION	0.00	0.00	0.00	0.00	0.00	0.00
01 1200 237 001	RETIREMENT NON INSTRUCTIONAL	0.00	0.00	0.00	0.00	0.00	0.00
01 1200 237 002	INCREASED RETIREMENT CONTRIBUTION	0.00	0.00	0.00	0.00	0.00	0.00
01 1200 237 003	INCREASED RETIREMENT CONTRIBUTION	0.00	0.00	0.00	0.00	0.00	0.00
01 1200 237 004	INCREASED RETIREMENT CONTRIBUTION	0.00	0.00	0.00	0.00	0.00	0.00
01 1200 271 001	Workman's Comp	0.00	0.00	0.00	0.00	0.00	0.00
01 1200 271 002	Workman's Comp	0.00	0.00	0.00	0.00	0.00	0.00
01 1200 271 003	Workman's Com	0.00	0.00	0.00	0.00	0.00	0.00
01 1200 271 004	Workman's Comp	0.00	0.00	0.00	0.00	0.00	0.00
01 1200 280 001	NON-INSTRUCITONAL OTHE HEALTH BENEFITS	0.00	0.00	0.00	0.00	0.00	0.00
01 1200 280 002	NON-INSTRUCITONAL OTHE HEALTH BENEFITS	0.00	0.00	0.00	0.00	0.00	0.00
01 1200 280 003	NON-INSTRUCITONAL OTHE HEALTH BENEFITS	0.00	0.00	0.00	0.00	0.00	0.00
01 1200 280 004	NON-INSTRUCITONAL OTHE HEALTH BENEFITS	0.00	0.00	0.00	0.00	0.00	0.00
01 1200 281 000	OTHER BENEFITS	0.00	0.00	0.00	0.00	0.00	0.00
01 1200 281 001	Sped Disab	635.00	50.83	425.35	66.98	209.65	209.65
01 1200 281 002	Sped Disab	275.00	23.59	185.33	67.39	89.67	89.67
01 1200 281 003	Sped Disab	750.00	61.99	493.55	65.81	256.45	256.45
01 1200 281 004	Sped Disab	250.00	23.28	178.72	71.49	71.28	71.28
01 1200 282 001	OTHER HEALTH BENEFITS	0.00	0.00	0.00	0.00	0.00	0.00
01 1200 282 003	OTHER HEALTH BENEFITS	0.00	0.00	0.00	0.00	0.00	0.00
01 1200 330 000	STAFF TRAINING	0.00	0.00	0.00	0.00	0.00	0.00
01 1200 330 001	STAFF TRAINING	500.00	105.00	130.00	26.00	370.00	370.00
01 1200 330 002	STAFF TRAINING	500.00	105.00	335.00	67.00	165.00	165.00
01 1200 330 003	STAFF TRAINING	500.00	30.00	30.00	6.00	470.00	470.00
01 1200 330 004	STAFF TRAINING	250.00	0.00	0.00	0.00	250.00	250.00



04/10/2024 03:49 PM

User ID: LLB

Account Number	Account Description	Revised Budget	Expended During Month	Expenditures to Date	% of Budget	Balance at EOM	Unencumbered Balance
1292	SPED AGES 0-2						
01 1292 237 003	INCREASED RETIREMENT CONTRIBUTION	0.00	0.00	0.00	0.00	0.00	0.00
1292	SPED AGES 0-2	0.00	0.00	0.00	0.00	0.00	0.00
1300	DRIVERS ED/SUMMER SCHOOL						
01 1300 111 001	DRIVERS ED SALARIES	0.00	0.00	0.00	0.00	0.00	0.00
01 1300 120 001	SUBSTITUTE OR TEMPORARY SALARIES	0.00	0.00	0.00	0.00	0.00	0.00
01 1300 121 001	Drivers Ed Inst.	6,000.00	0.00	0.00	0.00	6,000.00	6,000.00
01 1300 151 001	Additional Compensation Teachers	3,000.00	0.00	2,596.82	86.56	403.18	403.18
01 1300 151 003	Additional Compensation Teachers	8,000.00	0.00	0.00	0.00	8,000.00	8,000.00
01 1300 151 004	Additional Compensation Teachers	4,500.00	0.00	0.00	0.00	4,500.00	4,500.00
01 1300 152 003	Additional Compensation Aides	0.00	0.00	0.00	0.00	0.00	0.00
01 1300 220 001	FICA Drivers Ed	0.00	0.00	0.00	0.00	0.00	0.00
01 1300 221 001	FICA	450.00	0.00	198.65	44.14	251.35	251.35
01 1300 221 002	FICA	0.00	0.00	0.00	0.00	0.00	0.00
01 1300 221 003	FICA	600.00	0.00	0.00	0.00	600.00	600.00
01 1300 221 004	FICA	350.00	0.00	0.00	0.00	350.00	350.00
01 1300 222 003	FICA AIDES	0.00	0.00	0.00	0.00	0.00	0.00
01 1300 231 001	Drivers Ed Smr. School Retirement	500.00	0.00	256.51	51.30	243.49	243.49
01 1300 231 003	Retirement Contrib. Teachers/Prof. Staff	750.00	0.00	0.00	0.00	750.00	750.00
01 1300 231 004	Retirement Contrib. Teachers/Prof. Staff	400.00	0.00	0.00	0.00	400.00	400.00
01 1300 232 003	RETIREMENT	0.00	0.00	0.00	0.00	0.00	0.00
01 1300 237 000	INCREASED RETIREMENT CONTRIBUTION	0.00	0.00	0.00	0.00	0.00	0.00
01 1300 237 001	INCREASED RETIREMENT CONTRIBUTION	0.00	0.00	0.00	0.00	0.00	0.00
01 1300 237 003	INCREASED RETIREMENT CONTRIBUTION	0.00	0.00	0.00	0.00	0.00	0.00
01 1300 237 004	INCREASED RETIREMENT CONTRIBUTION	0.00	0.00	0.00	0.00	0.00	0.00
01 1300 328 001	Drivers Ed Insurance	0.00	0.00	0.00	0.00	0.00	0.00
01 1300 340 000	OTHER PROFESSIONAL SERVICES	0.00	0.00	0.00	0.00	0.00	0.00
01 1300 420 001	Drivers Ed Texts	0.00	0.00	0.00	0.00	0.00	0.00
01 1300 610 001	Drivers Ed Supplies	500.00	0.00	0.00	0.00	500.00	500.00
01 1300 610 003	SUPPLIES	100.00	0.00	0.00	0.00	100.00	100.00
01 1300 610 004	SUPPLIES	100.00	0.00	0.00	0.00	100.00	100.00
01 1300 626 001	Drivers Ed Gas/Oil	1,000.00	0.00	0.00	0.00	1,000.00	1,000.00
01 1300 643 001	WEB CLOUD BASED SOFTWARE	800.00	0.00	0.00	0.00	800.00	800.00
01 1300 650 003	TECH SUPPLIES < 5,000	0.00	0.00	0.00	0.00	0.00	0.00
01 1300 890 001	Drivers Ed Misc	0.00	0.00	0.00	0.00	0.00	0.00
1300	DRIVERS ED/SUMMER SCHOOL	27,050.00	0.00	3,051.98	11.28	23,998.02	23,998.02
2120	GUIDANCE SERVICES						
01 2120 111 001	Guidance Salary	77,945.00	6,495.17	51,961.36	66.66	25,983.64	25,983.64
01 2120 111 002	Guidance Salary	26,850.00	2,237.13	17,897.04	66.66	8,952.96	8,952.96
01 2120 111 003	Guidance Salary	26,850.00	2,237.13	17,897.04	66.66	8,952.96	8,952.96
01 2120 111 004	Guidance Salary	26,850.00	2,304.91	18,439.28	68.68	8,410.72	8,410.72
01 2120 151 001	Additional Compensation Teachers	0.00	0.00	0.00	0.00	0.00	0.00
01 2120 151 002	Additional Compensation Teachers	0.00	0.00	0.00	0.00	0.00	0.00
01 2120 151 003	Additional Compensation Teachers	0.00	0.00	0.00	0.00	0.00	0.00
01 2120 151 004	Additional Compensation Teachers	0.00	0.00	0.00	0.00	0.00	0.00
01 2120 211 001	Guidance BCBS Sec.	24,680.00	2,056.48	16,451.84	66.66	8,228.16	8,228.16
01 2120 211 002	Guidance BCBS Sec.	130.00	10.43	83.44	64.18	46.56	46.56
01 2120 211 003	Guidance BCBS Elem	130.00	10.43	83.44	64.18	46.56	46.56
01 2120 211 004	Guidance BCBS Sec.	130.00	10.74	85.92	66.09	44.08	44.08
01 2120 221 001	Guidance FICA Sec	5,600.00	464.98	3,719.73	66.42	1,880.27	1,880.27
01 2120 221 002	Guidance FICA Sec	2,000.00	165.64	1,324.94	66.25	675.06	675.06
01 2120 221 003	Guidance FICA Elem	2,000.00	165.61	1,324.85	66.24	675.15	675.15
01 2120 221 004	Guidance FICA Sec	2,050.00	170.63	1,365.02	66.59	684.98	684.98
01 2120 231 001	Guidance Retire. Sec	7,700.00	641.58	5,132.64	66.66	2,567.36	2,567.36
01 2120 231 002	Guidance Retire. Sec	2,700.00	220.98	1,767.84	65.48	932.16	932.16
01 2120 231 003	Guidance Retire. Elem	2,700.00	220.98	1,767.84	65.48	932.16	932.16
01 2120 231 004	Guidance Retire. Sec	2,700.00	227.67	1,821.37	67.46	878.63	878.63
01 2120 237 000	INCREASED RETIREMENT CONTRIBUTION	0.00	0.00	0.00	0.00	0.00	0.00
01 2120 237 001	INCREASED RETIREMENT CONTRIBUTION	0.00	0.00	0.00	0.00	0.00	0.00
01 2120 237 002	INCREASED RETIREMENT CONTRIBUTION	0.00	0.00	0.00	0.00	0.00	0.00
01 2120 237 003	INCREASED RETIREMENT CONTRIBUTION	0.00	0.00	0.00	0.00	0.00	0.00
01 2120 237 004	INCREASED RETIREMENT CONTRIBUTION	0.00	0.00	0.00	0.00	0.00	0.00
01 2120 281 001	Other Benefits	385.00	32.58	259.12	67.30	125.88	125.88

04/10/2024 03:49 PM

User ID: LLB

Account Number	Account Description	Revised Budget	Expended During Month	Expenditures to Date	% of Budget	Balance at EOM	Unencumbered Balance
01 2120 281 002	Other Benefits	140.00	11.66	92.96	66.40	47.04	47.04
01 2120 281 003	Other Benefits	140.00	11.66	92.97	66.41	47.03	47.03
01 2120 281 004	Other Benefits	140.00	12.01	95.76	68.40	44.24	44.24
01 2120 330 001	STAFF TRAINING	250.00	0.00	61.25	24.50	188.75	188.75
01 2120 330 002	STAFF TRAINING	250.00	0.00	111.25	44.50	138.75	138.75
01 2120 330 003	STAFF TRAINING	250.00	0.00	11.25	4.50	238.75	238.75
01 2120 330 004	STAFF TRAINING	250.00	0.00	111.25	44.50	138.75	138.75
01 2120 580 001	Guidance Travel/Mileage	100.00	0.00	1,722.79	1,722.79	(1,622.79)	(1,622.79)
01 2120 580 002	Guidance Travel/Mileage	100.00	0.00	0.00	0.00	100.00	100.00
01 2120 580 003	Guidance Travel/Mileage Elem	100.00	0.00	0.00	0.00	100.00	100.00
01 2120 580 004	Guidance Travel/Mileage	100.00	0.00	0.00	0.00	100.00	100.00
01 2120 610 001	Guidance Supplies	150.00	0.00	0.00	0.00	150.00	150.00
01 2120 610 002	Guidance Supplies	150.00	0.00	0.00	0.00	150.00	150.00
01 2120 610 003	Guidance Supplies	150.00	0.00	0.00	0.00	150.00	150.00
01 2120 610 004	Guidance Supplies	150.00	0.00	0.00	0.00	150.00	150.00
01 2120 650 001	TECH HARDWARE	600.00	0.00	554.00	92.33	46.00	46.00
01 2120 650 002	TECH SUPPLIES < 5,000	600.00	0.00	554.00	92.33	46.00	46.00
01 2120 650 003	TECH SUPPLIES < 5,000	600.00	0.00	554.00	92.33	46.00	46.00
01 2120 650 004	TECH SUPPLIES < 5,000	600.00	0.00	554.00	92.33	46.00	46.00
01 2120 734 001	COMPUTER HARDWARE	0.00	0.00	0.00	0.00	0.00	0.00
01 2120 734 002	COMPUTER HARDWARE	0.00	0.00	0.00	0.00	0.00	0.00
01 2120 734 003	COMPUTER HARDWARE	0.00	0.00	0.00	0.00	0.00	0.00
01 2120 734 004	COMPUTER HARDWARE	0.00	0.00	0.00	0.00	0.00	0.00
01 2120 810 001	DUES AND FEES	100.00	0.00	68.00	68.00	32.00	32.00
01 2120 810 002	DUES AND FEES	100.00	0.00	0.00	0.00	100.00	100.00
01 2120 810 003	DUES AND FEES	100.00	0.00	0.00	0.00	100.00	100.00
01 2120 810 004	DUES AND FEES	100.00	0.00	0.00	0.00	100.00	100.00
01 2120 890 001	Guidance Misc. Sec	0.00	0.00	0.00	0.00	0.00	0.00
01 2120 890 002	Guidance Misc. Sec	0.00	0.00	0.00	0.00	0.00	0.00
01 2120 890 003	Guidance Misc. Exp. Elem	0.00	0.00	0.00	0.00	0.00	0.00
01 2120 890 004	Guidance Misc. Sec	0.00	0.00	0.00	0.00	0.00	0.00
2120	GUIDANCE SERVICES	216,620.00	17,708.40	145,966.19	67.38	70,653.81	70,653.81
2130	HEALTH SERVICES						
01 2130 110 001	Salaries- Non-Instructional	25,000.00	3,728.71	24,015.28	96.06	984.72	984.72
01 2130 110 002	Salaries- Non-Instructional	14,500.00	1,308.87	9,968.83	68.75	4,531.17	4,531.17
01 2130 110 003	Salaries- Non-Instructional	46,200.00	2,180.39	22,166.32	47.98	24,033.68	24,033.68
01 2130 110 004	Salaries- Non-Instructional	12,500.00	1,153.63	8,810.42	70.48	3,689.58	3,689.58
01 2130 112 002	NURSE ASST MS	0.00	0.00	0.00	0.00	0.00	0.00
01 2130 112 004	NURSE ASST ELEM COOK	0.00	0.00	0.00	0.00	0.00	0.00
01 2130 116 001	NURSE HIGH SCHOOL	0.00	0.00	0.00	0.00	0.00	0.00
01 2130 116 002	NURSE MS	0.00	0.00	0.00	0.00	0.00	0.00
01 2130 116 003	NURSE ELEM TEC	0.00	0.00	0.00	0.00	0.00	0.00
01 2130 116 004	NURSE ELEM COOK	0.00	0.00	0.00	0.00	0.00	0.00
01 2130 130 001	NURSE OVERTIME HS	2,000.00	31.62	2,387.55	119.38	(387.55)	(387.55)
01 2130 136 001	OVERTIME NURSE	0.00	0.00	0.00	0.00	0.00	0.00
01 2130 210 000	BCBS NON-INSTRUCTIONAL	0.00	0.00	0.00	0.00	0.00	0.00
01 2130 210 001	BCBS NON-INSTRUCTIONAL	3,850.00	560.42	3,750.11	97.41	99.89	99.89
01 2130 210 002	BCBS NON-INSTRUCTIONAL	3,350.00	214.52	1,883.25	56.22	1,466.75	1,466.75
01 2130 210 003	BCBS NON-INSTRUCTIONAL	11,400.00	719.90	5,891.84	51.68	5,508.16	5,508.16
01 2130 210 004	BCBS NON-INSTRUCTIONAL	2,882.00	187.63	1,634.06	58.70	1,247.94	1,247.94
01 2130 212 002	BCBS AIDES	0.00	0.00	0.00	0.00	0.00	0.00
01 2130 212 004	BCBS AIDES	0.00	0.00	0.00	0.00	0.00	0.00
01 2130 220 000	Nurse Ret	0.00	0.00	0.00	0.00	0.00	0.00
01 2130 220 001	FICA NON INSTRUCTIONAL	2,060.00	286.47	2,011.82	97.66	48.18	48.18
01 2130 220 002	FICA NON INSTRUCTIONAL	2,000.00	98.87	751.04	37.55	1,248.96	1,248.96
01 2130 220 003	FICA NON INSTRUCTIONAL	3,500.00	165.57	1,684.94	48.14	1,815.06	1,815.06
01 2130 220 004	FICA NON INSTRUCTIONAL	2,000.00	87.21	664.49	33.22	1,335.51	1,335.51
01 2130 230 000	Nurse Ins	0.00	0.00	0.00	0.00	0.00	0.00
01 2130 230 001	RETIREMENT NON INSTUCTIONAL	2,700.00	371.43	2,607.99	96.59	92.01	92.01
01 2130 230 002	RETIREMENT NON INSTUCTIONAL	1,500.00	129.29	984.72	65.65	515.28	515.28
01 2130 230 003	RETIREMENT NON INSTUCTIONAL	4,300.00	214.46	2,183.50	50.78	2,116.50	2,116.50
01 2130 230 004	RETIREMENT NON INSTUCTIONAL	1,300.00	113.96	870.29	66.95	429.71	429.71
01 2130 237 000	INCREASED RETIREMENT CONTRIBUTION	0.00	0.00	0.00	0.00	0.00	0.00
01 2130 237 001	EXCESS RETIREMENT	0.00	0.00	0.00	0.00	0.00	0.00
01 2130 237 002	INCREASED RETIREMENT CONTRIBUTION	0.00	0.00	0.00	0.00	0.00	0.00
01 2130 237 003	INCREASED RETIREMENT CONTRIBUTION	0.00	0.00	0.00	0.00	0.00	0.00
01 2130 237 004	INCREASED RETIREMENT CONTRIBUTION	0.00	0.00	0.00	0.00	0.00	0.00
01 2130 280 003	NON-INSTRUCIONAL OTHE	80.00	9.33	61.29	76.61	18.71	18.71

04/10/2024 03:49 PM

User ID: LLB

Account Number	Account Description	Revised Budget	Expended During Month	Expenditures to Date	% of Budget	Balance at EOM	Unencumbered Balance
	HEALTH BENEFITS						
01 2130 286 003	OTHER HEALTH BENEFITS	0.00	0.00	0.00	0.00	0.00	0.00
01 2130 330 000	STAFF TRAINING	0.00	0.00	0.00	0.00	0.00	0.00
01 2130 330 001	STAFF TRAINING	200.00	0.00	0.00	0.00	200.00	200.00
01 2130 330 002	STAFF TRAINING	200.00	0.00	0.00	0.00	200.00	200.00
01 2130 330 003	STAFF TRAINING	200.00	0.00	0.00	0.00	200.00	200.00
01 2130 330 004	STAFF TRAINING	200.00	0.00	0.00	0.00	200.00	200.00
01 2130 334 001	CONTRACTED MLG.	0.00	0.00	0.00	0.00	0.00	0.00
01 2130 334 002	CONTRACTED MLG	0.00	0.00	0.00	0.00	0.00	0.00
01 2130 334 003	CONTRACTED MLG	0.00	0.00	0.00	0.00	0.00	0.00
01 2130 334 004	CONTRACTED MLG	0.00	0.00	0.00	0.00	0.00	0.00
01 2130 340 001	HEALTH SERVICES PROF. SERVICES	0.00	0.00	0.00	0.00	0.00	0.00
01 2130 340 002	HEALTH SERVICES PROFESSIONAL SERV	0.00	0.00	0.00	0.00	0.00	0.00
01 2130 340 003	HEALTH SERVICES PROF. SERV	0.00	0.00	0.00	0.00	0.00	0.00
01 2130 340 004	HEALTH SERVICES PROF. SERVICES	0.00	0.00	0.00	0.00	0.00	0.00
01 2130 520 000	CONTRACTED OR SECURED SERVICES	0.00	0.00	0.00	0.00	0.00	0.00
01 2130 580 000	TRAVEL	0.00	0.00	0.00	0.00	0.00	0.00
01 2130 591 001	CONTRACTED SERVICES OTHER DIST/ESU	1,300.00	0.00	0.00	0.00	1,300.00	1,300.00
01 2130 591 002	CONTRACTED SERVICES OTHER DIST/ESU	1,300.00	0.00	0.00	0.00	1,300.00	1,300.00
01 2130 591 003	CONTRACTED SERVICES OTHER DIST/ESU	1,300.00	0.00	0.00	0.00	1,300.00	1,300.00
01 2130 591 004	CONTRACTED SERVICES OTHER DIST/ESU	1,300.00	0.00	0.00	0.00	1,300.00	1,300.00
01 2130 610 000	Health Services	2,182.00	0.00	210.65	9.65	1,971.35	1,971.35
01 2130 610 001	SUPPLIES	2,000.00	0.00	227.45	11.37	1,772.55	1,772.55
01 2130 610 002	SUPPLIES	2,000.00	896.40	1,123.85	56.19	876.15	876.15
01 2130 610 003	SUPPLIES	2,000.00	141.83	369.28	18.46	1,630.72	1,630.72
01 2130 610 004	SUPPLIES	2,000.00	896.40	1,123.85	56.19	876.15	876.15
01 2130 650 001	TECH SUPPLIES < 5,000	250.00	0.00	0.00	0.00	250.00	250.00
01 2130 650 002	TECH SUPPLIES < 5,000	250.00	0.00	0.00	0.00	250.00	250.00
01 2130 650 003	TECH SUPPLIES < 5,000	250.00	0.00	0.00	0.00	250.00	250.00
01 2130 650 004	TECH SUPPLIES < 5000	250.00	0.00	0.00	0.00	250.00	250.00
01 2130 733 001	FURNITURE	500.00	0.00	0.00	0.00	500.00	500.00
01 2130 733 002	FURNITURE	400.00	0.00	0.00	0.00	400.00	400.00
01 2130 733 003	FURNITURE	500.00	0.00	298.99	59.80	201.01	201.01
01 2130 733 004	FURNITURE	400.00	0.00	0.00	0.00	400.00	400.00
01 2130 734 000	COMPUTER HARDWARE NURSE	0.00	0.00	0.00	0.00	0.00	0.00
2130	HEALTH SERVICES	160,104.00	13,496.91	95,681.81	59.76	64,422.19	64,422.19
2131	HEALTH SERVICES SPED SA						
01 2131 136 001	HEALTH SERVICES OT	0.00	0.00	0.00	0.00	0.00	0.00
2131	HEALTH SERVICES SPED SA	0.00	0.00	0.00	0.00	0.00	0.00
2140	PSYCHOLOGICAL SERVICES-NON SPED						
01 2140 330 001	STAFF TRAINING	100.00	0.00	50.00	50.00	50.00	50.00
01 2140 330 002	STAFF TRAINING	100.00	0.00	50.00	50.00	50.00	50.00
01 2140 330 003	STAFF TRAINING	100.00	0.00	92.50	92.50	7.50	7.50
01 2140 330 004	STAFF TRAINING	100.00	0.00	50.00	50.00	50.00	50.00
01 2140 334 001	CONTRACTED MLG	0.00	0.00	0.00	0.00	0.00	0.00
01 2140 334 002	CONTRACTED MLG	0.00	0.00	0.00	0.00	0.00	0.00
01 2140 334 003	CONTRACTED MLG	0.00	0.00	0.00	0.00	0.00	0.00
01 2140 334 004	CONTRACTED MLG	0.00	0.00	0.00	0.00	0.00	0.00
01 2140 340 001	OTHER PROFESSIONAL SERVICES	0.00	0.00	0.00	0.00	0.00	0.00
01 2140 340 002	OTHER PROFESSIONAL SERVICES	0.00	0.00	0.00	0.00	0.00	0.00
01 2140 340 003	OTHER PROFESSIONAL SERVICES	0.00	0.00	85.00	0.00	(85.00)	(85.00)
01 2140 340 004	OTHER PROFESSIONAL SERVICES	0.00	0.00	0.00	0.00	0.00	0.00
01 2140 643 001	WEB CLOUD BASED SOFTWARE	0.00	0.00	0.00	0.00	0.00	0.00
01 2140 643 002	WEB CLOUD BASED SOFTWARE	0.00	0.00	0.00	0.00	0.00	0.00
01 2140 643 003	WEB CLOUD BASED SOFTWARE	0.00	0.00	0.00	0.00	0.00	0.00
01 2140 643 004	WEB CLOUD BASED SOFTWARE	0.00	0.00	0.00	0.00	0.00	0.00
2140	PSYCHOLOGICAL SERVICES-NON SPED	400.00	0.00	327.50	81.88	72.50	72.50
2141	SCHOOL AGE PSYCHOLOGIST						
01 2141 340 000	OTHER PROFESSIONAL SERVICES	0.00	0.00	0.00	0.00	0.00	0.00
01 2141 340 001	OTHER PROFESSIONAL SERVICES	26,000.00	1,293.53	8,752.55	33.66	17,247.45	17,247.45
01 2141 340 002	OTHER PROFESSIONAL SERVICES	17,000.00	1,095.39	11,375.67	66.92	5,624.33	5,624.33
01 2141 340 003	PSYC SERVICES ELEM TEC	30,000.00	3,777.38	20,270.88	67.57	9,729.12	9,729.12

04/10/2024 03:49 PM

User ID: LLB

Account Number	Account Description	Revised Budget	Expended During Month	Expenditures to Date	% of Budget	Balance at EOM	Unencumbered Balance
01 2141 340 004	Psyc Services Elem Cook	11,000.00	1,730.03	8,195.78	74.51	2,804.22	2,804.22
01 2141 591 001	Psyc Services HS	0.00	0.00	0.00	0.00	0.00	0.00
01 2141 591 002	CONTRACTED SERVICES OTHER DIST/ESU	0.00	0.00	0.00	0.00	0.00	0.00
01 2141 591 004	Psyc Services Elem Cook	0.00	0.00	0.00	0.00	0.00	0.00
2141	SCHOOL AGE PSYCHOLOGIST	84,000.00	7,896.33	48,594.88	57.85	35,405.12	35,405.12
2142	PSYCH SERVICES 3-5						
01 2142 340 003	OTHER PROFESSIONAL SERVICES	0.00	0.00	0.00	0.00	0.00	0.00
2142	PSYCH SERVICES 3-5	0.00	0.00	0.00	0.00	0.00	0.00
2143	PSYCH SERV						
01 2143 591 001	PSYC SERV HS	0.00	0.00	0.00	0.00	0.00	0.00
01 2143 591 002	CONTRACTED SERVICES OTHER DIST/ESU	0.00	0.00	0.00	0.00	0.00	0.00
01 2143 591 003	CONTRACTED SERVICES OTHER DIST/ESU	0.00	0.00	0.00	0.00	0.00	0.00
2143	PSYCH SERV	0.00	0.00	0.00	0.00	0.00	0.00
2151	SPEECH LANG/AUDIO/DEAF						
01 2151 111 001	Teacher Salary	0.00	0.00	0.00	0.00	0.00	0.00
01 2151 111 002	Teacher Salary	0.00	0.00	0.00	0.00	0.00	0.00
01 2151 111 003	Teacher Salary	0.00	0.00	0.00	0.00	0.00	0.00
01 2151 111 004	Teacher Salary	0.00	0.00	0.00	0.00	0.00	0.00
01 2151 151 001	Additional Compensation Teachers	0.00	0.00	0.00	0.00	0.00	0.00
01 2151 151 003	Additional Compensation Teachers	0.00	0.00	0.00	0.00	0.00	0.00
01 2151 151 004	Additional Compensation Teachers	0.00	0.00	0.00	0.00	0.00	0.00
01 2151 211 001	BCBS/VIS INSTRUCTIONAL & PROF.	0.00	0.00	0.00	0.00	0.00	0.00
01 2151 211 002	BCBS/VIS INSTRUCTIONAL & PROF.	0.00	0.00	0.00	0.00	0.00	0.00
01 2151 211 003	BCBS/VIS INSTRUCTIONAL & PROF.	0.00	0.00	0.00	0.00	0.00	0.00
01 2151 211 004	BCBS/VIS INSTRUCTIONAL & PROF.	0.00	0.00	0.00	0.00	0.00	0.00
01 2151 221 001	SOCIAL SECURITY FOR TEACHERS/PROF STF	0.00	0.00	0.00	0.00	0.00	0.00
01 2151 221 002	SOCIAL SECURITY FOR TEACHERS/PROF STF	0.00	0.00	0.00	0.00	0.00	0.00
01 2151 221 003	SOCIAL SECURITY FOR TEACHERS/PROF STF	0.00	0.00	0.00	0.00	0.00	0.00
01 2151 221 004	SOCIAL SECURITY FOR TEACHERS/PROF STF	0.00	0.00	0.00	0.00	0.00	0.00
01 2151 222 001	FICA AIDES	0.00	0.00	0.00	0.00	0.00	0.00
01 2151 222 002	FICA AIDES	0.00	0.00	0.00	0.00	0.00	0.00
01 2151 222 003	FICA AIDES	0.00	0.00	0.00	0.00	0.00	0.00
01 2151 222 004	FICA AIDES	0.00	0.00	0.00	0.00	0.00	0.00
01 2151 231 001	Retirement Contrib. Teachers/Prof. Staff	0.00	0.00	0.00	0.00	0.00	0.00
01 2151 231 002	Retirement Contrib. Teachers/Prof. Staff	0.00	0.00	0.00	0.00	0.00	0.00
01 2151 231 003	Retirement Contrib. Teachers/Prof. Staff	0.00	0.00	0.00	0.00	0.00	0.00
01 2151 231 004	Retirement Contrib. Teachers/Prof. Staff	0.00	0.00	0.00	0.00	0.00	0.00
01 2151 237 001	INCREASED RETIREMENT CONTRIBUTION	0.00	0.00	0.00	0.00	0.00	0.00
01 2151 237 003	INCREASED RETIREMENT CONTRIBUTION	0.00	0.00	0.00	0.00	0.00	0.00
01 2151 281 001	OTHER HEALTH BENEFITS	0.00	0.00	0.00	0.00	0.00	0.00
01 2151 281 002	OTHER HEALTH BENEFITS	0.00	0.00	0.00	0.00	0.00	0.00
01 2151 281 003	OTHER HEALTH BENEFITS	0.00	0.00	0.00	0.00	0.00	0.00
01 2151 281 004	OTHER HEALTH BENEFITS	0.00	0.00	0.00	0.00	0.00	0.00
01 2151 320 001	PROFESSIONAL ED SERVICES	0.00	0.00	0.00	0.00	0.00	0.00
01 2151 320 002	PROFESSIONAL ED SERVICES	0.00	0.00	0.00	0.00	0.00	0.00
01 2151 320 003	PROFESSIONAL ED SERVICES	0.00	0.00	0.00	0.00	0.00	0.00
01 2151 320 004	PROFESSIONAL ED SERVICES	0.00	0.00	0.00	0.00	0.00	0.00
01 2151 330 000	STAFF TRAINING	0.00	0.00	0.00	0.00	0.00	0.00
01 2151 340 001	Speech Contracted Services HS	15,700.00	240.22	4,993.06	31.80	10,706.94	10,706.94
01 2151 340 002	Speech Contracted Services- MS	27,600.00	1,312.51	10,907.09	39.52	16,692.91	16,692.91
01 2151 340 003	Speech Contracted Services Elem Tec.	56,000.00	7,534.60	43,678.98	78.00	12,321.02	12,321.02
01 2151 340 004	Speech Contracted Services Elem Cook	35,000.00	2,548.40	19,056.00	54.45	15,944.00	15,944.00
01 2151 591 001	ESU 4 SPED SERV	0.00	236.25	2,683.23	0.00	(2,683.23)	(2,683.23)
01 2151 591 002	ESU 4 SPED SERV	0.00	236.25	4,078.37	0.00	(4,078.37)	(4,078.37)
01 2151 591 003	ESU 4 SPED SERV	2,000.00	236.25	9,519.10	475.96	(7,519.10)	(7,519.10)
01 2151 591 004	ESU 4 SPED SERV	2,000.00	236.25	5,473.85	273.69	(3,473.85)	(3,473.85)
01 2151 610 001	SUPPLIES	200.00	0.00	0.00	0.00	200.00	200.00
01 2151 610 002	SUPPLIES	200.00	0.00	0.00	0.00	200.00	200.00

04/10/2024 03:49 PM

User ID: LLB

Account Number	Account Description	Revised Budget	Expended During Month	Expenditures to Date	% of Budget	Balance at EOM	Unencumbered Balance
01 2151 610 003	SUPPLIES	200.00	0.00	0.00	0.00	200.00	200.00
01 2151 610 004	SUPPLIES	200.00	0.00	0.00	0.00	200.00	200.00
01 2151 641 003	EBOOKS	0.00	0.00	49.99	0.00	(49.99)	(49.99)
01 2151 810 000	DUES AND FEES	0.00	0.00	0.00	0.00	0.00	0.00
2151	SPEECH LANG/AUDIO/DEAF	139,100.00	12,580.73	100,439.67	72.21	38,660.33	38,660.33
2161	OCCUPATIONAL THERAPY						
01 2161 340 001	OT Services HS	5,000.00	378.81	3,535.38	70.71	1,464.62	1,464.62
01 2161 340 002	OT Services MS	2,000.00	136.08	1,637.82	81.89	362.18	362.18
01 2161 340 003	OT Services Elem Tec	5,000.00	1,778.76	8,712.36	174.25	(3,712.36)	(3,712.36)
01 2161 340 004	OT Services Elem Cook	2,000.00	526.50	4,564.35	228.22	(2,564.35)	(2,564.35)
01 2161 520 003	OTHER PROFESSIONAL SERVICES	0.00	0.00	0.00	0.00	0.00	0.00
01 2161 610 000	SUPPLIES	0.00	0.00	0.00	0.00	0.00	0.00
2161	OCCUPATIONAL THERAPY	14,000.00	2,820.15	18,449.91	131.79	(4,449.91)	(4,449.91)
2163	OT SERVICES 0-2						
01 2163 340 003	OTHER PROFESSIONAL SERVICES	0.00	0.00	0.00	0.00	0.00	0.00
2163	OT SERVICES 0-2	0.00	0.00	0.00	0.00	0.00	0.00
2171	CONTRACTED PT SERV SCH AGE						
01 2171 340 001	PT Services HS	500.00	176.58	1,218.47	243.69	(718.47)	(718.47)
01 2171 340 002	PT Services MS	500.00	0.00	0.00	0.00	500.00	500.00
01 2171 340 003	PT Services Elem Tec	1,500.00	551.64	1,646.64	109.78	(146.64)	(146.64)
01 2171 340 004	PT Services Elem Cook	500.00	0.00	0.00	0.00	500.00	500.00
2171	CONTRACTED PT SERV SCH AGE	3,000.00	728.22	2,865.11	95.50	134.89	134.89
2181	CONTRACTED VISUALLY IMPAIRED SERV						
01 2181 591 001	Vision Services HS	0.00	0.00	0.00	0.00	0.00	0.00
01 2181 591 002	Vision Services MS	0.00	0.00	0.00	0.00	0.00	0.00
01 2181 591 003	Vision Services Elem. Tec	0.00	0.00	0.00	0.00	0.00	0.00
01 2181 591 004	Vision Services Elem Cook	0.00	0.00	0.00	0.00	0.00	0.00
2181	CONTRACTED VISUALLY IMPAIRED SERV	0.00	0.00	0.00	0.00	0.00	0.00
2190	SUPPORT SERVICES NON SPED						
01 2190 333 001	MENTAL HEALTH MLG HS	0.00	0.00	0.00	0.00	0.00	0.00
01 2190 333 002	MENTAL HEALTH MLG. MS	0.00	0.00	0.00	0.00	0.00	0.00
01 2190 333 003	MENTAL HEALTH MLG ELEM TEC	0.00	0.00	0.00	0.00	0.00	0.00
01 2190 333 004	MENTAL HEALTH MLG ELEM COOK	0.00	0.00	0.00	0.00	0.00	0.00
01 2190 340 001	SUPPORT SERV NON SPED	0.00	0.00	0.00	0.00	0.00	0.00
01 2190 340 002	OTHER PROFESSIONAL SERVICES-NON SPED	0.00	0.00	0.00	0.00	0.00	0.00
01 2190 340 003	OTHER PROFESSIONAL SERVICES	0.00	0.00	0.00	0.00	0.00	0.00
01 2190 340 004	OTHER PROFESSIONAL SERVICES	0.00	0.00	0.00	0.00	0.00	0.00
2190	SUPPORT SERVICES NON SPED	0.00	0.00	0.00	0.00	0.00	0.00
2210	IMPROVEMENT OF INSTRUCTION						
01 2210 151 003	Additional Compensation Teachers	0.00	0.00	0.00	0.00	0.00	0.00
01 2210 151 004	Additional Compensation Teachers	0.00	0.00	0.00	0.00	0.00	0.00
01 2210 221 003	SOCIAL SECURITY FOR TEACHERS/PROF STF	0.00	0.00	0.00	0.00	0.00	0.00
01 2210 221 004	SOCIAL SECURITY FOR TEACHERS/PROF STF	0.00	0.00	0.00	0.00	0.00	0.00
01 2210 231 003	Retirement Contrib. Teachers/Prof. Staff	0.00	0.00	0.00	0.00	0.00	0.00
01 2210 231 004	Retirement Contrib. Teachers/Prof. Staff	0.00	0.00	0.00	0.00	0.00	0.00
01 2210 237 000	INCREASED RETIREMENT CONTRIBUTION	0.00	0.00	0.00	0.00	0.00	0.00
01 2210 640 001	BOOKS AND PERIODICALS	0.00	0.00	0.00	0.00	0.00	0.00
01 2210 640 002	BOOKS AND PERIODICALS	0.00	0.00	0.00	0.00	0.00	0.00
01 2210 640 003	BOOKS AND PERIODICALS	0.00	0.00	0.00	0.00	0.00	0.00
01 2210 640 004	BOOKS AND PERIODICALS	0.00	0.00	0.00	0.00	0.00	0.00
2210	IMPROVEMENT OF INSTRUCTION	0.00	0.00	0.00	0.00	0.00	0.00
2211	SCHOOL IMPROVEMENT						
01 2211 110 000	School Improvement Salary	0.00	0.00	0.00	0.00	0.00	0.00
01 2211 151 001	Additional Compensation Teachers	790.00	0.00	197.19	24.96	592.81	592.81
01 2211 151 002	Additional Compensation Teachers	790.00	0.00	197.19	24.96	592.81	592.81
01 2211 151 003	Additional Compensation Teachers	790.00	0.00	197.19	24.96	592.81	592.81
01 2211 151 004	Additional Compensation Teachers	790.00	0.00	197.19	24.96	592.81	592.81
01 2211 220 000	School Improvement FICA	0.00	0.00	0.00	0.00	0.00	0.00
01 2211 221 001	SOCIAL SECURITY FOR TEACHERS/PROF STF	65.00	0.00	15.09	23.22	49.91	49.91
01 2211 221 002	SOCIAL SECURITY FOR TEACHERS/PROF STF	65.00	0.00	15.09	23.22	49.91	49.91
01 2211 221 003	SOCIAL SECURITY FOR	65.00	0.00	15.09	23.22	49.91	49.91







04/10/2024 03:49 PM

User ID: LLB

Account Number	Account Description	Revised Budget	Expended During Month	Expenditures to Date	% of Budget	Balance at EOM	Unencumbered Balance
01 2230 432 001	Tech related repairs/ maint	0.00	0.00	221.82	0.00	(221.82)	(221.82)
01 2230 432 002	Tech related repairs/ maint	0.00	0.00	221.82	0.00	(221.82)	(221.82)
01 2230 432 003	Tech related repairs/ maint	0.00	0.00	221.82	0.00	(221.82)	(221.82)
01 2230 432 004	Tech related repairs/ maint	0.00	0.00	221.82	0.00	(221.82)	(221.82)
01 2230 580 000	Travel	2,000.00	0.00	157.76	7.89	1,842.24	1,842.24
01 2230 580 001	Travel	0.00	0.00	0.00	0.00	0.00	0.00
01 2230 580 002	Travel	0.00	0.00	0.00	0.00	0.00	0.00
01 2230 580 003	Travel	0.00	0.00	0.00	0.00	0.00	0.00
01 2230 580 004	Travel	0.00	0.00	0.00	0.00	0.00	0.00
01 2230 591 000	CONTRACTED SERVICES OTHER DIST/ESU	0.00	75.00	206.66	0.00	(206.66)	(206.66)
01 2230 591 001	CONTRACTED SERVICES OTHER DIST/ESU	6,000.00	101.75	2,748.90	45.82	3,251.10	3,251.10
01 2230 591 002	CONTRACTED SERVICES OTHER DIST/ESU	6,000.00	101.75	2,748.90	45.82	3,251.10	3,251.10
01 2230 591 003	CONTRACTED SERVICES OTHER DIST/ESU	6,000.00	101.74	2,748.96	45.82	3,251.04	3,251.04
01 2230 591 004	CONTRACTED SERVICES OTHER DIST/ESU	6,000.00	101.74	2,748.96	45.82	3,251.04	3,251.04
01 2230 610 000	SUPPLIES	0.00	0.00	0.00	0.00	0.00	0.00
01 2230 610 001	SUPPLIES	250.00	0.00	0.00	0.00	250.00	250.00
01 2230 610 002	SUPPLIES	250.00	0.00	0.00	0.00	250.00	250.00
01 2230 610 003	SUPPLIES	250.00	0.00	0.00	0.00	250.00	250.00
01 2230 610 004	SUPPLIES	250.00	0.00	0.00	0.00	250.00	250.00
01 2230 643 001	WEB CLOUD BASED SOFTWARE	5,000.00	0.00	1,242.78	24.86	3,757.22	3,757.22
01 2230 643 002	WEB CLOUD BASED SOFTWARE	5,000.00	0.00	1,242.79	24.86	3,757.21	3,757.21
01 2230 643 003	WEB CLOUD BASED SOFTWARE	5,000.00	0.00	1,193.29	23.87	3,806.71	3,806.71
01 2230 643 004	WEB CLOUD BASED SOFTWARE	5,000.00	0.00	1,242.79	24.86	3,757.21	3,757.21
01 2230 650 000	TECH SUPPLIES < 5,000	0.00	0.00	135.03	0.00	(135.03)	(135.03)
01 2230 650 001	TECH SUPPLIES < 5,000	2,000.00	0.00	117.65	5.88	1,882.35	1,882.35
01 2230 650 002	TECH SUPPLIES < 5,000	2,000.00	0.00	117.64	5.88	1,882.36	1,882.36
01 2230 650 003	TECH SUPPLIES < 5,000	2,000.00	0.00	167.14	8.36	1,832.86	1,832.86
01 2230 650 004	TECH SUPPLIES < 5,000	2,000.00	0.00	117.64	5.88	1,882.36	1,882.36
01 2230 734 000	TECH HARDWARE	0.00	0.00	0.00	0.00	0.00	0.00
01 2230 734 001	TECH HARDWARE	1,500.00	0.00	0.00	0.00	1,500.00	1,500.00
01 2230 734 002	TECH HARDWARE	1,500.00	0.00	0.00	0.00	1,500.00	1,500.00
01 2230 734 003	TECH HARDWARE	1,500.00	0.00	0.00	0.00	1,500.00	1,500.00
01 2230 734 004	TECH HARDWARE	1,500.00	0.00	0.00	0.00	1,500.00	1,500.00
01 2230 735 001	TECH SOFTWARE	0.00	0.00	0.00	0.00	0.00	0.00
01 2230 735 002	TECH SOFTWARE	0.00	0.00	0.00	0.00	0.00	0.00
01 2230 735 003	TECH SOFTWARE	0.00	0.00	0.00	0.00	0.00	0.00
01 2230 735 004	TECH SOFTWARE	0.00	0.00	0.00	0.00	0.00	0.00
01 2230 810 000	DUES AND FEES	500.00	0.00	0.00	0.00	500.00	500.00
2230	TECH INTEGRATION	174,872.00	11,018.54	105,112.84	60.11	69,759.16	69,759.16
2240	ACADEMIC ASSESSMENT						
01 2240 735 001	Tech Software	1,000.00	0.00	0.00	0.00	1,000.00	1,000.00
01 2240 735 002	Tech Software	1,000.00	0.00	0.00	0.00	1,000.00	1,000.00
01 2240 735 003	Tech Software	1,000.00	0.00	0.00	0.00	1,000.00	1,000.00
01 2240 735 004	Tech Software	1,000.00	0.00	0.00	0.00	1,000.00	1,000.00
2240	ACADEMIC ASSESSMENT	4,000.00	0.00	0.00	0.00	4,000.00	4,000.00
2310	BOARD OF EDUCATION						
01 2310 310 000	Professional and Technical Services	8,000.00	0.00	100.00	1.25	7,900.00	7,900.00
01 2310 333 000	Mileage	0.00	0.00	0.00	0.00	0.00	0.00
01 2310 341 000	Insurance- ALICAP	0.00	0.00	0.00	0.00	0.00	0.00
01 2310 342 000	Fidelity Bond	0.00	0.00	0.00	0.00	0.00	0.00
01 2310 520 000	LIABILITY INS	155,000.00	0.00	177,138.00	114.28	(22,138.00)	(22,138.00)
01 2310 521 000	521	0.00	0.00	80.00	0.00	(80.00)	(80.00)
01 2310 540 000	Advertising/printing	4,000.00	0.00	2,549.67	63.74	1,450.33	1,450.33
01 2310 580 000	BOE Travel	2,000.00	1,134.00	2,784.00	139.20	(784.00)	(784.00)
01 2310 610 000	BOE Supplies	200.00	0.00	87.60	43.80	112.40	112.40
01 2310 643 000	Web Cloud Based Software	5,000.00	0.00	4,616.00	92.32	384.00	384.00
01 2310 810 000	Dues and Fees	5,000.00	0.00	6,414.00	128.28	(1,414.00)	(1,414.00)
01 2310 890 000	BOE Misc.	720.00	0.00	0.00	0.00	720.00	720.00
2310	BOARD OF EDUCATION	179,920.00	1,134.00	193,769.27	107.70	(13,849.27)	(13,849.27)
2320	EXECUTIVE ADMINISTRATION						
01 2320 105 000	Supt. Salary	106,725.00	8,893.75	71,150.00	66.67	35,575.00	35,575.00
01 2320 110 000	Adm Clerical Salary	0.00	0.00	0.00	0.00	0.00	0.00
01 2320 116 000	Bookkeeper Salary	61,500.00	5,125.00	41,000.00	66.67	20,500.00	20,500.00
01 2320 215 000	SUPT BCBS	19,245.00	1,614.67	12,875.19	66.90	6,369.81	6,369.81
01 2320 216 000	BCBS Bookkeeper	18,475.00	1,539.48	12,315.84	66.66	6,159.16	6,159.16
01 2320 225 000	Supt. FICA	8,200.00	682.57	5,460.49	66.59	2,739.51	2,739.51
01 2320 226 000	Bookkeeper FICA	4,500.00	374.51	2,995.94	66.58	1,504.06	1,504.06
01 2320 235 000	Supt. Retirement	10,540.00	878.51	7,028.07	66.68	3,511.93	3,511.93

04/10/2024 03:49 PM

User ID: LLB

Account Number	Account Description	Revised Budget	Expended During Month	Expenditures to Date	% of Budget	Balance at EOM	Unencumbered Balance
01 2320 236 000	Bookkeeper Retirement	6,075.00	506.24	4,049.92	66.67	2,025.08	2,025.08
01 2320 285 000	Other Health Benefits	345.00	28.69	228.77	66.31	116.23	116.23
01 2320 286 000	Bookkeeper Other Health Benefits	300.00	25.55	202.73	67.58	97.27	97.27
01 2320 290 000	Other Benefits	0.00	0.00	0.00	0.00	0.00	0.00
01 2320 330 000	Staff Training	600.00	0.00	0.00	0.00	600.00	600.00
01 2320 333 000	Mlg. Paid to Staff	100.00	0.00	0.00	0.00	100.00	100.00
01 2320 530 000	Furniture Adm	1,000.00	0.00	0.00	0.00	1,000.00	1,000.00
01 2320 580 000	Adm Travel	1,000.00	0.00	0.00	0.00	1,000.00	1,000.00
01 2320 610 000	Supplies Adm	300.00	0.00	0.00	0.00	300.00	300.00
01 2320 640 002	PERIODICALS	0.00	0.00	0.00	0.00	0.00	0.00
01 2320 650 000	Tech Supplies < 5,000	2,000.00	0.00	0.00	0.00	2,000.00	2,000.00
01 2320 733 000	Admin Furniture	500.00	0.00	0.00	0.00	500.00	500.00
01 2320 734 000	Adm Comp Hardware	0.00	0.00	0.00	0.00	0.00	0.00
01 2320 810 000	Dues and Fees	1,250.00	0.00	120.00	9.60	1,130.00	1,130.00
01 2320 890 000	Adm Other Expense	0.00	0.00	0.00	0.00	0.00	0.00
2320	EXECUTIVE ADMINISTRATION	242,655.00	19,668.97	157,426.95	64.88	85,228.05	85,228.05
2330	LEGAL SERVICES						
01 2330 317 000	LEGAL SERVICES	14,700.00	118.00	7,558.00	51.41	7,142.00	7,142.00
2330	LEGAL SERVICES	14,700.00	118.00	7,558.00	51.41	7,142.00	7,142.00
2410	OFFICE OF THE PRINCIPAL						
01 2410 110 001	HS Secretary Salary	0.00	2,470.05	19,143.75	0.00	(19,143.75)	(19,143.75)
01 2410 110 002	MS Secretary Salary	50,880.00	4,000.51	33,031.98	64.92	17,848.02	17,848.02
01 2410 110 003	Elem. Tec. Secretary Salary	62,450.00	4,179.55	37,618.69	60.24	24,831.31	24,831.31
01 2410 110 004	Elem Cook Secretary Salary	213,750.00	1,552.40	11,583.89	5.42	202,166.11	202,166.11
01 2410 111 001	HS Principal Salary	119,000.00	9,916.67	79,333.36	66.67	39,666.64	39,666.64
01 2410 111 002	MS Principal Salary	56,500.00	4,708.33	37,666.64	66.67	18,833.36	18,833.36
01 2410 111 003	Elementary Tec. Principal Salary	35,575.00	2,964.58	23,716.64	66.67	11,858.36	11,858.36
01 2410 111 004	Elementary Cook Principal Salary	56,500.00	4,708.34	37,666.72	66.67	18,833.28	18,833.28
01 2410 130 001	Sec Princ Secretary Overtime	1,000.00	16.43	166.75	16.68	833.25	833.25
01 2410 130 002	MS Principal Sec. OT	1,000.00	0.00	779.67	77.97	220.33	220.33
01 2410 130 003	Elem Tec. Secretary Overtime	2,000.00	468.42	5,447.06	272.35	(3,447.06)	(3,447.06)
01 2410 130 004	Elem Cook Secretary Overtime	1,000.00	0.00	276.11	27.61	723.89	723.89
01 2410 210 001	HS Sec. BCBS	24,570.00	2,047.26	16,378.08	66.66	8,191.92	8,191.92
01 2410 210 002	MS Secretary BCBS	700.00	58.01	464.08	66.30	235.92	235.92
01 2410 210 003	Elem. Tec. Secretary BCBS	20,775.00	1,523.91	12,766.47	61.45	8,008.53	8,008.53
01 2410 210 004	Elem Cook Secretary BCBS	4,500.00	268.91	2,491.89	55.38	2,008.11	2,008.11
01 2410 211 001	HS Princ BCBS	19,350.00	1,612.54	12,900.32	66.67	6,449.68	6,449.68
01 2410 211 002	MS Princ BCBS	13,000.00	1,076.44	8,611.52	66.24	4,388.48	4,388.48
01 2410 211 003	Elem Prin Ins	6,415.00	538.22	4,291.71	66.90	2,123.29	2,123.29
01 2410 211 004	Elem Cook Princ. BCBS	12,950.00	1,076.45	8,611.60	66.50	4,338.40	4,338.40
01 2410 220 001	HS Secretary FICA	2,113.00	180.71	1,401.19	66.31	711.81	711.81
01 2410 220 002	MS Secretary FICA	4,200.00	306.94	2,594.08	61.76	1,605.92	1,605.92
01 2410 220 003	Elementary Tec. Sec.FICA	5,885.00	346.30	3,218.25	54.69	2,666.75	2,666.75
01 2410 220 004	Elem Cook Secretary FICA	1,570.00	116.55	886.81	56.48	683.19	683.19
01 2410 221 001	HS Principal FICA	9,135.00	760.84	6,088.16	66.65	3,046.84	3,046.84
01 2410 221 002	MS Principal FICA	4,500.00	354.00	2,832.01	62.93	1,667.99	1,667.99
01 2410 221 003	Elem Tec Principal FICA	2,730.00	227.52	1,820.15	66.67	909.85	909.85
01 2410 221 004	Elem Cook Principal FICA	4,500.00	354.01	2,832.08	62.94	1,667.92	1,667.92
01 2410 230 001	HS Secretary Retirement	2,500.00	245.61	1,907.45	76.30	592.55	592.55
01 2410 230 002	MS Secretary Retirement	5,300.00	395.16	3,339.84	63.02	1,960.16	1,960.16
01 2410 230 003	Elem Tec. Secretary Retirement	7,500.00	458.08	4,246.23	56.62	3,253.77	3,253.77
01 2410 230 004	Elem Cook Secretary Retirement	1,900.00	153.34	1,171.49	61.66	728.51	728.51
01 2410 231 001	HS Principal Retirement	11,755.00	979.55	7,836.40	66.66	3,918.60	3,918.60
01 2410 231 002	MS Principal Retirement	5,600.00	465.08	3,720.64	66.44	1,879.36	1,879.36
01 2410 231 003	Elem Tec Principal Retirement	3,515.00	292.83	2,342.67	66.65	1,172.33	1,172.33
01 2410 231 004	Elem Cook Principal Retirement	5,580.00	465.08	3,720.64	66.68	1,859.36	1,859.36
01 2410 237 000	INCREASED RETIREMENT CONTRIBUTION	0.00	0.00	0.00	0.00	0.00	0.00
01 2410 237 001	Increased Retirement Contribution	0.00	0.00	0.00	0.00	0.00	0.00
01 2410 237 002	Increased Retirement Contribution	0.00	0.00	0.00	0.00	0.00	0.00
01 2410 237 003	Increased Retirement Contribution	0.00	0.00	0.00	0.00	0.00	0.00
01 2410 237 004	Increased Retirement Contribution	0.00	0.00	0.00	0.00	0.00	0.00
01 2410 280 001	HS Secretary Other Health Benefits	150.00	12.96	103.68	69.12	46.32	46.32
01 2410 280 002	MS Secretary Other Health Benefits	265.00	20.99	171.56	64.74	93.44	93.44
01 2410 280 003	Elem. Secretary Other Health Benefits	100.00	10.54	77.93	77.93	22.07	22.07
01 2410 280 004	Elem Cook Secretary Other Health Benefits	0.00	0.00	0.00	0.00	0.00	0.00
01 2410 281 001	Sec Prin Other Health Benefits	450.00	38.25	306.00	68.00	144.00	144.00
01 2410 281 002	MS Principal Other Health Benefits	230.00	19.12	152.96	66.50	77.04	77.04
01 2410 281 003	Elem Tec Principal Other Health Benefits	115.00	9.56	76.24	66.30	38.76	38.76
01 2410 281 004	Elem Cook Principal Other Health	230.00	19.13	153.04	66.54	76.96	76.96

04/10/2024 03:49 PM

User ID: LLB

Account Number	Account Description	Revised Budget	Expended During Month	Expenditures to Date	% of Budget	Balance at EOM	Unencumbered Balance
	Benefits						
01 2410 330 001	STAFF TRAINING	200.00	0.00	0.00	0.00	200.00	200.00
01 2410 330 002	STAFF TRAINING	200.00	0.00	0.00	0.00	200.00	200.00
01 2410 330 003	STAFF TRAINING	200.00	0.00	0.00	0.00	200.00	200.00
01 2410 330 004	STAFF TRAINING	100.00	0.00	0.00	0.00	100.00	100.00
01 2410 333 001	HS Mlg Paid to Staff	250.00	0.00	301.78	120.71	(51.78)	(51.78)
01 2410 333 002	MS Mlg. Paid to Staff	100.00	0.00	0.00	0.00	100.00	100.00
01 2410 333 003	Elem Tec. Mlg. Paid to Staff	50.00	0.00	0.00	0.00	50.00	50.00
01 2410 333 004	Elem. Cook Mlg. Paid to Staff	50.00	0.00	0.00	0.00	50.00	50.00
01 2410 530 001	Furniture and Equip.	0.00	0.00	0.00	0.00	0.00	0.00
01 2410 530 002	Furniture and Equip.	0.00	0.00	0.00	0.00	0.00	0.00
01 2410 530 003	Furniture and Equip.	0.00	0.00	0.00	0.00	0.00	0.00
01 2410 530 004	Furniture and Equip.	0.00	0.00	0.00	0.00	0.00	0.00
01 2410 580 001	Travel Or Mileage	1,000.00	0.00	0.00	0.00	1,000.00	1,000.00
01 2410 580 002	Travel Or Mileage	500.00	0.00	0.00	0.00	500.00	500.00
01 2410 580 003	Elem Travel Or Mileage	750.00	0.00	0.00	0.00	750.00	750.00
01 2410 580 004	Travel Or Mileage	500.00	0.00	0.00	0.00	500.00	500.00
01 2410 610 000	Supplies	520.00	0.00	600.00	115.38	(80.00)	(80.00)
01 2410 610 001	SUPPLIES	200.00	0.00	35.02	17.51	164.98	164.98
01 2410 610 002	SUPPLIES	200.00	0.00	0.00	0.00	200.00	200.00
01 2410 610 003	SUPPLIES	200.00	0.00	96.63	48.32	103.37	103.37
01 2410 610 004	SUPPLIES	200.00	0.00	0.00	0.00	200.00	200.00
01 2410 640 001	PERIODICALS	0.00	0.00	0.00	0.00	0.00	0.00
01 2410 640 003	PERIODICALS	0.00	0.00	0.00	0.00	0.00	0.00
01 2410 640 004	PERIODICALS	0.00	0.00	0.00	0.00	0.00	0.00
01 2410 650 001	TECH SUPPLIES < 5,000	1,500.00	0.00	1,108.00	73.87	392.00	392.00
01 2410 650 002	TECH SUPPLIES < 5,000	750.00	0.00	554.00	73.87	196.00	196.00
01 2410 650 003	TECH SUPPLIES < 5,000	750.00	0.00	0.00	0.00	750.00	750.00
01 2410 650 004	TECH SUPPLIES < 5,000	750.00	0.00	554.00	73.87	196.00	196.00
01 2410 733 001	FURNITURE	200.00	0.00	249.98	124.99	(49.98)	(49.98)
01 2410 733 002	FURNITURE	100.00	0.00	0.00	0.00	100.00	100.00
01 2410 733 003	FURNITURE	100.00	0.00	38.87	38.87	61.13	61.13
01 2410 733 004	FURNITURE	100.00	0.00	0.00	0.00	100.00	100.00
01 2410 734 000	Prin Comp Hardware	0.00	0.00	0.00	0.00	0.00	0.00
01 2410 734 001	TECH HARDWARE	0.00	0.00	0.00	0.00	0.00	0.00
01 2410 734 002	TECH HARDWARE	0.00	0.00	0.00	0.00	0.00	0.00
01 2410 734 003	TECH HARDWARE	0.00	0.00	0.00	0.00	0.00	0.00
01 2410 734 004	TECH HARDWARE	0.00	0.00	0.00	0.00	0.00	0.00
01 2410 810 001	DUES AND FEES	900.00	0.00	0.00	0.00	900.00	900.00
01 2410 810 002	DUES AND FEES	700.00	0.00	0.00	0.00	700.00	700.00
01 2410 810 003	DUES AND FEES	700.00	0.00	0.00	0.00	700.00	700.00
01 2410 810 004	DUES AND FEES	700.00	0.00	0.00	0.00	700.00	700.00
01 2410 890 001	Principal Other Expense	0.00	0.00	0.00	0.00	0.00	0.00
01 2410 890 002	Principal Other Expense	0.00	0.00	0.00	0.00	0.00	0.00
01 2410 890 003	EI. Principal Exp.	0.00	0.00	0.00	0.00	0.00	0.00
01 2410 890 004	Principal Other Expense	0.00	0.00	0.00	0.00	0.00	0.00
2410	OFFICE OF THE PRINCIPAL	794,208.00	49,419.17	407,484.71	51.31	386,723.29	386,723.29
2510	GENERAL ADMIN-BUSINESS SERVICE						
01 2510 315 000	Audit/Accounting Software	10,000.00	0.00	10,240.00	102.40	(240.00)	(240.00)
01 2510 327 000	RENTALS OR LEASES	0.00	0.00	0.00	0.00	0.00	0.00
01 2510 328 000	Insurance	0.00	0.00	0.00	0.00	0.00	0.00
01 2510 330 000	STAFF TRAINING	200.00	0.00	0.00	0.00	200.00	200.00
01 2510 340 000	OTHER PROFESSIONAL SERVICES	1,000.00	514.00	1,480.00	148.00	(480.00)	(480.00)
01 2510 440 000	RENTAL	0.00	0.00	8.00	0.00	(8.00)	(8.00)
01 2510 540 000	Advertising/printing	500.00	0.00	80.00	16.00	420.00	420.00
01 2510 550 000	PRINTING/COPIER	0.00	0.00	0.00	0.00	0.00	0.00
01 2510 610 000	Supplies	4,000.00	0.00	1,552.88	38.82	2,447.12	2,447.12
01 2510 610 001	SUPPLIES	100.00	0.00	0.00	0.00	100.00	100.00
01 2510 610 002	SUPPLIES	100.00	0.00	0.00	0.00	100.00	100.00
01 2510 610 003	SUPPLIES	0.00	0.00	0.00	0.00	0.00	0.00
01 2510 610 004	SUPPLIES	100.00	0.00	0.00	0.00	100.00	100.00
01 2510 643 000	WEB CLOUD BASED SOFTWARE	0.00	0.00	0.00	0.00	0.00	0.00
01 2510 643 001	WEB CLOUD BASED SOFTWARE	2,750.00	0.00	353.87	12.87	2,396.13	2,396.13
01 2510 643 002	WEB CLOUD BASED SOFTWARE	2,750.00	0.00	353.87	12.87	2,396.13	2,396.13
01 2510 643 003	WEB CLOUD BASED SOFTWARE	2,750.00	0.00	353.88	12.87	2,396.12	2,396.12
01 2510 643 004	WEB CLOUD BASED SOFTWARE	2,750.00	0.00	353.88	12.87	2,396.12	2,396.12
01 2510 650 001	TECH SUPPLIES < 5,000	0.00	0.00	0.00	0.00	0.00	0.00
01 2510 650 002	TECH SUPPLIES < 5,000	0.00	0.00	0.00	0.00	0.00	0.00
01 2510 650 003	TECH SUPPLIES < 5,000	0.00	0.00	0.00	0.00	0.00	0.00
01 2510 650 004	TECH SUPPLIES < 5,000	0.00	0.00	0.00	0.00	0.00	0.00
01 2510 890 000	OTHER MISC EXPENSES	991.00	0.00	0.00	0.00	991.00	991.00
2510	GENERAL ADMIN-BUSINESS SERVICE	27,991.00	514.00	14,776.38	52.79	13,214.62	13,214.62
2560	PUBLIC INFO SERVICES						

04/10/2024 03:49 PM

User ID: LLB

Account Number	Account Description	Revised Budget	Expended During Month	Expenditures to Date	% of Budget	Balance at EOM	Unencumbered Balance
01 2560 382 000	Distance Ed & Telecommunications	4,500.00	363.48	6,400.49	142.23	(1,900.49)	(1,900.49)
01 2560 530 000	Telephone Communications	8,000.00	796.68	2,345.62	29.32	5,654.38	5,654.38
01 2560 531 000	Postage	7,000.00	0.00	5,741.66	82.02	1,258.34	1,258.34
01 2560 540 000	Advertising	250.00	0.00	220.00	88.00	30.00	30.00
01 2560 610 000	Supplies	0.00	0.00	0.00	0.00	0.00	0.00
01 2560 643 000	Web Cloud Based Software	0.00	0.00	0.00	0.00	0.00	0.00
2560	<b>PUBLIC INFO SERVICES</b>	<b>19,750.00</b>	<b>1,160.16</b>	<b>14,707.77</b>	<b>74.47</b>	<b>5,042.23</b>	<b>5,042.23</b>
2570	<b>Staff Training- Non Instructional</b>						
01 2570 330 000	STAFF TRAINING	1,200.00	75.00	715.00	59.58	485.00	485.00
01 2570 330 001	Staff Training Non-Instructional	500.00	0.00	754.44	150.89	(254.44)	(254.44)
01 2570 330 002	Staff Training Non Instructional MS	500.00	0.00	218.75	43.75	281.25	281.25
01 2570 330 003	Staff Training - Non Instruc. Elem Tec	500.00	0.00	218.75	43.75	281.25	281.25
01 2570 330 004	Staff Training - Non Instruc. Elem Cook	500.00	0.00	218.75	43.75	281.25	281.25
01 2570 340 000	Other Professional Services	500.00	28.50	751.00	150.20	(251.00)	(251.00)
01 2570 540 000	Personnel Services- Employment Ads	750.00	0.00	160.00	21.33	590.00	590.00
01 2570 580 000	Travel	0.00	0.00	0.00	0.00	0.00	0.00
01 2570 643 000	Web Cloud Based Software	4,250.00	0.00	2,053.35	48.31	2,196.65	2,196.65
2570	<b>Staff Training- Non Instructional</b>	<b>8,700.00</b>	<b>103.50</b>	<b>5,090.04</b>	<b>58.51</b>	<b>3,609.96</b>	<b>3,609.96</b>
2580	<b>ADMINISTRATIVE TECH SERVICES</b>						
01 2580 591 000	Contracted Tech Services	0.00	0.00	225.00	0.00	(225.00)	(225.00)
01 2580 591 001	Contracted Tech Services/ ESU	5,500.00	0.00	5,414.06	98.44	85.94	85.94
01 2580 591 002	Contracted Tech Services/ ESU	5,500.00	0.00	5,451.56	99.12	48.44	48.44
01 2580 591 003	Contracted Tech Services/ ESU	5,500.00	0.00	5,414.06	98.44	85.94	85.94
01 2580 591 004	Contracted Tech Services/ ESU	5,500.00	0.00	5,414.06	98.44	85.94	85.94
01 2580 650 001	TECH SUPPLIES < 5,000	2,000.00	0.00	0.00	0.00	2,000.00	2,000.00
01 2580 650 002	TECH SUPPLIES < 5,000	2,000.00	0.00	0.00	0.00	2,000.00	2,000.00
01 2580 650 003	TECH SUPPLIES < 5,000	2,000.00	0.00	0.00	0.00	2,000.00	2,000.00
01 2580 650 004	TECH SUPPLIES < 5,000	2,000.00	0.00	0.00	0.00	2,000.00	2,000.00
2580	<b>ADMINISTRATIVE TECH SERVICES</b>	<b>30,000.00</b>	<b>0.00</b>	<b>21,918.74</b>	<b>73.06</b>	<b>8,081.26</b>	<b>8,081.26</b>
2610	<b>OPERATION OF THE PLANT</b>						
01 2610 328 000	Property Insurance	0.00	0.00	0.00	0.00	0.00	0.00
01 2610 340 000	Contracted Services	0.00	0.00	0.00	0.00	0.00	0.00
01 2610 340 001	Other Professional Services	6,000.00	0.00	6,034.46	100.57	(34.46)	(34.46)
01 2610 340 002	Other Professional Services	8,000.00	0.00	4,306.91	53.84	3,693.09	3,693.09
01 2610 340 003	Other Professional Services	8,000.00	0.00	1,282.33	16.03	6,717.67	6,717.67
01 2610 340 004	Other Professional Services	8,000.00	0.00	4,306.93	53.84	3,693.07	3,693.07
01 2610 410 001	WT/SW	1,500.00	117.33	1,330.17	88.68	169.83	169.83
01 2610 410 002	WT/SW	1,500.00	0.00	145.32	9.69	1,354.68	1,354.68
01 2610 410 003	WT/SW	1,500.00	117.33	1,330.19	88.68	169.81	169.81
01 2610 410 004	WT/SW	1,500.00	0.00	72.54	4.84	1,427.46	1,427.46
01 2610 431 001	Non-Technology Repairs/Maint	10,000.00	0.00	2,539.05	25.39	7,460.95	7,460.95
01 2610 431 002	Non-Technology Repairs/Maint	9,000.00	0.00	3,239.86	36.00	5,760.14	5,760.14
01 2610 431 003	Non-Technology Repairs/Maint	7,500.00	0.00	1,408.55	18.78	6,091.45	6,091.45
01 2610 431 004	Non-Technology Repairs/Maint	9,000.00	0.00	3,239.87	36.00	5,760.13	5,760.13
01 2610 440 001	RENTALS	1,700.00	108.28	1,063.42	62.55	636.58	636.58
01 2610 440 002	RENTAL	500.00	0.00	0.00	0.00	500.00	500.00
01 2610 440 003	RENTAL	1,700.00	108.28	1,063.43	62.55	636.57	636.57
01 2610 440 004	RENTAL	500.00	0.00	0.00	0.00	500.00	500.00
01 2610 441 000	BUILDING RENTAL	0.00	0.00	0.00	0.00	0.00	0.00
01 2610 510 000	Site Acquisition and Improvements	0.00	0.00	0.00	0.00	0.00	0.00
01 2610 530 000	Furniture/equipment	0.00	0.00	0.00	0.00	0.00	0.00
01 2610 610 000	SUPPLIES	1,000.00	0.00	51.98	5.20	948.02	948.02
01 2610 610 001	SUPPLIES	4,000.00	265.87	2,674.61	66.87	1,325.39	1,325.39
01 2610 610 002	SUPPLIES	4,000.00	147.23	2,046.65	51.17	1,953.35	1,953.35
01 2610 610 003	SUPPLIES	3,000.00	265.88	2,024.90	67.50	975.10	975.10
01 2610 610 004	SUPPLIES	3,000.00	147.24	2,119.49	70.65	880.51	880.51
01 2610 621 001	UTILITY ENERGY SERVICES	30,000.00	3,430.62	16,498.55	55.00	13,501.45	13,501.45
01 2610 621 002	UTILITY ENERGY SERVICES	55,000.00	2,178.69	41,704.01	75.83	13,295.99	13,295.99
01 2610 621 003	UTILITY ENERGY SERVICES	30,000.00	3,430.63	19,636.33	65.45	10,363.67	10,363.67
01 2610 621 004	UTILITY ENERGY SERVICES	55,000.00	2,178.69	41,704.06	75.83	13,295.94	13,295.94
01 2610 720 000	Bldg Acq & Improvements	0.00	0.00	0.00	0.00	0.00	0.00
01 2610 734 001	TECH HARDWARE	0.00	0.00	0.00	0.00	0.00	0.00
01 2610 734 002	TECH HARDWARE	0.00	0.00	0.00	0.00	0.00	0.00
01 2610 734 003	TECH HARDWARE	0.00	0.00	0.00	0.00	0.00	0.00
01 2610 734 004	TECH HARDWARE	0.00	0.00	0.00	0.00	0.00	0.00
01 2610 890 000	Other Maint Exp.	0.00	0.00	0.00	0.00	0.00	0.00
2610	<b>OPERATION OF THE PLANT</b>	<b>260,900.00</b>	<b>12,496.07</b>	<b>159,823.61</b>	<b>61.26</b>	<b>101,076.39</b>	<b>101,076.39</b>
2620	<b>MAINTENANCE OF THE PLANT</b>						
01 2620 110 000	Maintenance Salary	351,858.00	19,759.09	162,868.49	46.29	188,989.51	188,989.51

04/10/2024 03:49 PM

User ID: LLB

Account Number	Account Description	Revised Budget	Expended During Month	Expenditures to Date	% of Budget	Balance at EOM	Unencumbered Balance
01 2620 130 000	MAINT OVERTIME	0.00	121.10	1,532.72	0.00	(1,532.72)	(1,532.72)
01 2620 210 000	Maintenance BCBS	68,750.00	5,621.46	45,293.22	65.88	23,456.78	23,456.78
01 2620 220 000	Maintenance FICA	25,000.00	1,514.65	12,524.77	50.10	12,475.23	12,475.23
01 2620 230 000	Retirement	31,500.00	1,963.73	16,145.36	51.26	15,354.64	15,354.64
01 2620 237 000	INCREASED RETIREMENT CONTRIBUTION	0.00	0.00	0.00	0.00	0.00	0.00
01 2620 260 000	Unemployment Compensaton	0.00	0.00	0.00	0.00	0.00	0.00
01 2620 280 000	NON-INSTRUCITONAL OTHE HEALTH BENEFITS	0.00	103.53	809.07	0.00	(809.07)	(809.07)
01 2620 290 000	Other Benefits Maint	0.00	0.00	0.00	0.00	0.00	0.00
01 2620 330 000	STAFF TRAINING	0.00	0.00	0.00	0.00	0.00	0.00
01 2620 337 000	TRACTOR PRTS/TIRES	0.00	0.00	0.00	0.00	0.00	0.00
01 2620 340 000	OTHER PROFESSIONAL SERVICES	0.00	0.00	0.00	0.00	0.00	0.00
01 2620 340 001	OTHER PROFESSIONAL SERVICES	1,000.00	435.75	2,752.53	275.25	(1,752.53)	(1,752.53)
01 2620 340 002	OTHER PROFESSIONAL SERVICES	1,000.00	435.75	1,406.25	140.63	(406.25)	(406.25)
01 2620 340 003	OTHER PROFESSIONAL SERVICES	1,000.00	435.75	1,428.75	142.88	(428.75)	(428.75)
01 2620 340 004	OTHER PROFESSIONAL SERVICES	1,000.00	435.75	1,406.25	140.63	(406.25)	(406.25)
01 2620 410 000	Water And Sewer	0.00	0.00	0.00	0.00	0.00	0.00
01 2620 420 001	Garbage Services	3,800.00	250.00	2,000.00	52.63	1,800.00	1,800.00
01 2620 420 002	Garbage Services	2,500.00	175.00	1,400.00	56.00	1,100.00	1,100.00
01 2620 420 003	Garbage Services	3,800.00	250.00	2,000.00	52.63	1,800.00	1,800.00
01 2620 420 004	Garbage Services	2,500.00	175.00	1,400.00	56.00	1,100.00	1,100.00
01 2620 431 000	REPAIRS AND MAINT.	0.00	0.00	1,083.44	0.00	(1,083.44)	(1,083.44)
01 2620 431 001	NON-TECHNOLOGY RELATED REPAIRS AND MAINT	5,500.00	83.42	4,359.79	79.27	1,140.21	1,140.21
01 2620 431 002	NON-TECHNOLOGY RELATED REPAIRS AND MAINT	5,500.00	2,325.60	2,931.05	53.29	2,568.95	2,568.95
01 2620 431 003	NON-TECHNOLOGY RELATED REPAIRS AND MAINT	5,500.00	353.41	1,762.96	32.05	3,737.04	3,737.04
01 2620 431 004	NON-TECHNOLOGY RELATED REPAIRS AND MAINT	5,500.00	2,325.60	2,931.05	53.29	2,568.95	2,568.95
01 2620 442 000	RENTAL OF EQUIP	0.00	0.00	0.00	0.00	0.00	0.00
01 2620 442 001	RENTAL OF EQUIP	0.00	0.00	0.00	0.00	0.00	0.00
01 2620 610 000	Maintenance Supplies	10,000.00	1,295.79	5,864.96	58.65	4,135.04	4,135.04
01 2620 610 001	SUPPLIES	9,000.00	699.94	7,458.27	82.87	1,541.73	1,541.73
01 2620 610 002	SUPPLIES	9,000.00	586.32	5,689.35	63.22	3,310.65	3,310.65
01 2620 610 003	SUPPLIES	9,000.00	655.99	7,119.70	79.11	1,880.30	1,880.30
01 2620 610 004	SUPPLIES	9,000.00	586.32	5,689.41	63.22	3,310.59	3,310.59
01 2620 626 000	TRACTOR GAS,OIL	200.00	0.00	0.00	0.00	200.00	200.00
01 2620 731 000	MACHINERY REPAIRS	0.00	0.00	0.00	0.00	0.00	0.00
01 2620 734 000	COMPUTER HARDWARE MAINT	0.00	0.00	0.00	0.00	0.00	0.00
2620	MAINTENANCE OF THE PLANT	561,908.00	40,588.95	297,857.39	53.01	264,050.61	264,050.61
2630	CARE & UPKEEP OF GROUNDS						
01 2630 340 001	OTHER PROFESSIONAL SERVICES	0.00	0.00	0.00	0.00	0.00	0.00
01 2630 420 000	CLEANING SERVICES/MOWING/GARBAGE/SNOW	800.00	0.00	0.00	0.00	800.00	800.00
01 2630 420 001	CLEANING SERVICES/MOWING /SNOWREMOV	4,500.00	0.00	3,047.50	67.72	1,452.50	1,452.50
01 2630 420 002	CLEANING SERVICES/MOWING /SNOWREMOV	4,500.00	0.00	2,053.75	45.64	2,446.25	2,446.25
01 2630 420 003	CLEANING SERVICES/MOWING /SNOWREMOV	4,500.00	0.00	2,987.50	66.39	1,512.50	1,512.50
01 2630 420 004	CLEANING SERVICES/MOWING /SNOWREMOV	3,500.00	0.00	1,993.75	56.96	1,506.25	1,506.25
01 2630 450 001	CONSTRUCSTION SERVICES	1,000.00	0.00	0.00	0.00	1,000.00	1,000.00
01 2630 450 002	CONSTRUCTION SERVICES	1,000.00	0.00	0.00	0.00	1,000.00	1,000.00
01 2630 450 003	CONSTRUCTION SERVICES	1,000.00	0.00	0.00	0.00	1,000.00	1,000.00
01 2630 450 004	CONSTRUCTION SERVICES	1,000.00	0.00	0.00	0.00	1,000.00	1,000.00
01 2630 610 000	SUPPLIES	0.00	132.48	626.11	0.00	(626.11)	(626.11)
01 2630 610 001	SUPPLIES	500.00	92.40	92.40	18.48	407.60	407.60
01 2630 610 002	SUPPLIES	500.00	0.00	0.00	0.00	500.00	500.00
01 2630 610 003	SUPPLIES	500.00	92.40	92.40	18.48	407.60	407.60
01 2630 610 004	SUPPLIES	500.00	0.00	0.00	0.00	500.00	500.00
01 2630 731 000	MACHINERY REPAIRS	0.00	0.00	0.00	0.00	0.00	0.00
2630	CARE & UPKEEP OF GROUNDS	23,800.00	317.28	10,893.41	45.77	12,906.59	12,906.59
2640	CARE AND UPKEEP OF EQUIP.						
01 2640 431 000	NON-TECHNOLOGY RELATED REPAIRS AND MAINT	1,000.00	0.00	249.35	24.94	750.65	750.65
01 2640 431 001	NON-TECHNOLOGY RELATED REPAIRS AND MAINT	150.00	0.00	0.00	0.00	150.00	150.00

04/10/2024 03:49 PM

User ID: LLB

Account Number	Account Description	Revised Budget	Expended During Month	Expenditures to Date	% of Budget	Balance at EOM	Unencumbered Balance
01 2640 431 002	NON-TECHNOLOGY RELATED REPAIRS AND MAINT	150.00	0.00	0.00	0.00	150.00	150.00
01 2640 431 003	NON-TECHNOLOGY RELATED REPAIRS AND MAINT	150.00	0.00	0.00	0.00	150.00	150.00
01 2640 431 004	NON-TECHNOLOGY RELATED REPAIRS AND MAINT	150.00	0.00	0.00	0.00	150.00	150.00
01 2640 610 000	SUPPLIES	0.00	0.00	29.97	0.00	(29.97)	(29.97)
01 2640 731 000	MACHINERY REPAIRS	0.00	808.32	808.32	0.00	(808.32)	(808.32)
2640	CARE AND UPKEEP OF EQUIP.	1,600.00	808.32	1,087.64	67.98	512.36	512.36
2650	VEHICLES-NON STUDENT TRANS						
01 2650 333 000	MILEAGE PAID TO STAFF -REIM	50.00	0.00	68.34	136.68	(18.34)	(18.34)
01 2650 431 000	NON-TECHNOLOGY RELATED REPAIRS AND MAINT	1,000.00	0.00	515.71	51.57	484.29	484.29
01 2650 610 000	SUPPLIES	200.00	0.00	0.00	0.00	200.00	200.00
01 2650 626 000	GASOLINE	0.00	0.00	0.00	0.00	0.00	0.00
01 2650 650 000	TECH SUPPLIES < 5,000	0.00	0.00	0.00	0.00	0.00	0.00
01 2650 650 001	TECH SUPPLIES < 5,000	0.00	0.00	0.00	0.00	0.00	0.00
01 2650 650 002	TECH SUPPLIES < 5,000	0.00	0.00	0.00	0.00	0.00	0.00
01 2650 732 000	VEHICLES	0.00	0.00	0.00	0.00	0.00	0.00
2650	VEHICLES-NON STUDENT TRANS	1,250.00	0.00	584.05	46.72	665.95	665.95
2660	Security						
01 2660 431 001	NON-TECHNOLOGY RELATED REPAIRS AND MAINT	500.00	0.00	0.00	0.00	500.00	500.00
01 2660 431 002	NON-TECHNOLOGY RELATED REPAIRS AND MAINT	500.00	0.00	0.00	0.00	500.00	500.00
01 2660 431 003	NON-TECHNOLOGY RELATED REPAIRS AND MAINT	500.00	0.00	0.00	0.00	500.00	500.00
01 2660 431 004	NON-TECHNOLOGY RELATED REPAIRS AND MAINT	500.00	0.00	0.00	0.00	500.00	500.00
01 2660 432 000	TECHNOLOGY-RELATED REPAIRS/MAINT	0.00	0.00	0.00	0.00	0.00	0.00
01 2660 432 001	TECHNOLOGY-RELATED REPAIRS/MAINT	500.00	0.00	0.00	0.00	500.00	500.00
01 2660 432 002	TECHNOLOGY-RELATED REPAIRS/MAINT	500.00	0.00	0.00	0.00	500.00	500.00
01 2660 432 003	TECHNOLOGY-RELATED REPAIRS/MAINT	500.00	0.00	0.00	0.00	500.00	500.00
01 2660 432 004	TECHNOLOGY-RELATED REPAIRS/MAINT	500.00	0.00	0.00	0.00	500.00	500.00
01 2660 610 000	Safety supplies	0.00	0.00	0.00	0.00	0.00	0.00
01 2660 610 001	SUPPLIES	200.00	0.00	29.13	14.57	170.87	170.87
01 2660 610 002	SUPPLIES	200.00	0.00	29.14	14.57	170.86	170.86
01 2660 610 003	SUPPLIES	200.00	0.00	29.14	14.57	170.86	170.86
01 2660 610 004	SUPPLIES	200.00	0.00	29.14	14.57	170.86	170.86
01 2660 650 000	SUPPLIES TECHNOLOGY RELATED	0.00	5,297.00	5,297.00	0.00	(5,297.00)	(5,297.00)
01 2660 650 001	TECH SUPPLIES < 5,000	1,000.00	0.00	1,875.96	187.60	(875.96)	(875.96)
01 2660 650 002	TECH SUPPLIES < 5,000	1,000.00	0.00	2,269.28	226.93	(1,269.28)	(1,269.28)
01 2660 650 003	TECH SUPPLIES < 5,000	1,000.00	0.00	1,875.96	187.60	(875.96)	(875.96)
01 2660 650 004	TECH SUPPLIES < 5,000	1,000.00	0.00	2,269.28	226.93	(1,269.28)	(1,269.28)
01 2660 734 000	TECH HARDWARE	0.00	0.00	0.00	0.00	0.00	0.00
01 2660 890 000	Safety Misc	0.00	0.00	0.00	0.00	0.00	0.00
2660	Security	8,800.00	5,297.00	13,704.03	155.73	(4,904.03)	(4,904.03)
2670	Safety						
01 2670 431 000	NON-TECHNOLOGY RELATED REPAIRS AND MAINT	0.00	0.00	184.15	0.00	(184.15)	(184.15)
01 2670 431 001	NON-TECHNOLOGY RELATED REPAIRS AND MAINT	1,200.00	0.00	0.00	0.00	1,200.00	1,200.00
01 2670 431 002	NON-TECHNOLOGY RELATED REPAIRS AND MAINT	1,200.00	225.00	1,098.85	91.57	101.15	101.15
01 2670 431 003	NON-TECHNOLOGY RELATED REPAIRS AND MAINT	1,200.00	0.00	0.00	0.00	1,200.00	1,200.00
01 2670 431 004	NON-TECHNOLOGY RELATED REPAIRS AND MAINT	1,200.00	225.00	648.85	54.07	551.15	551.15
01 2670 610 000	SUPPLIES	0.00	0.00	0.00	0.00	0.00	0.00
2670	Safety	4,800.00	450.00	1,931.85	40.25	2,868.15	2,868.15
2680	OPERATION & MAINT OF PLANT OTHER						
01 2680 734 001	TECH SUPPLIES < 5,000	0.00	4,618.25	4,618.25	0.00	(4,618.25)	(4,618.25)
01 2680 734 002	TECH HARDWARE	0.00	4,618.25	4,618.25	0.00	(4,618.25)	(4,618.25)
2680	OPERATION & MAINT OF PLANT OTHER	0.00	9,236.50	9,236.50	0.00	(9,236.50)	(9,236.50)
2710	TRANSPORTATION						
01 2710 110 000	Transportation Salary	190,000.00	24,008.61	172,134.16	90.60	17,865.84	17,865.84
01 2710 130 000	OVERTIME NON-INSTRUCTIONAL	6,000.00	0.00	4,614.33	76.91	1,385.67	1,385.67
01 2710 150 000	Additional compensation non-instructiona	0.00	0.00	0.00	0.00	0.00	0.00
01 2710 210 000	BCBS NON-INSTRUCTIONAL	8,500.00	1,308.69	8,880.03	104.47	(380.03)	(380.03)
01 2710 220 000	TRANSPORTATION FICA	25,000.00	1,828.99	13,476.93	53.91	11,523.07	11,523.07







04/10/2024 03:49 PM

User ID: LLB

Account Number	Account Description	Revised Budget	Expended During Month	Expenditures to Date	% of Budget	Balance at EOM	Unencumbered Balance
6406	IDEA 619 PRESCHOOL	1,316.00	0.00	0.00	0.00	1,316.00	1,316.00
6408	IDEA E/P						
01 6408 111 001	IDEA SALARY	0.00	0.00	0.00	0.00	0.00	0.00
01 6408 111 002	IDEA SALARY	0.00	0.00	0.00	0.00	0.00	0.00
01 6408 111 003	IDEA SALARY	23,305.00	1,942.09	15,536.72	66.67	7,768.28	7,768.28
01 6408 111 004	IDEA SALARY	23,305.00	1,942.10	15,536.80	66.67	7,768.20	7,768.20
01 6408 112 004	AIDE WAGES	17,600.00	1,224.57	12,642.35	71.83	4,957.65	4,957.65
01 6408 132 004	OVERTIME	0.00	0.00	0.00	0.00	0.00	0.00
01 6408 211 001	BCBS/VIS INSTRUCTIONAL & PROF.	0.00	0.00	0.00	0.00	0.00	0.00
01 6408 211 002	BCBS/VIS INSTRUCTIONAL & PROF.	0.00	0.00	0.00	0.00	0.00	0.00
01 6408 211 003	BCBS/VIS INSTRUCTIONAL & PROF.	8,080.00	673.39	5,387.12	66.67	2,692.88	2,692.88
01 6408 211 004	BCBS/VIS INSTRUCTIONAL & PROF.	8,080.00	673.40	5,387.20	66.67	2,692.80	2,692.80
01 6408 221 001	SOCIAL SECURITY FOR TEACHERS/PROF STF	0.00	0.00	0.00	0.00	0.00	0.00
01 6408 221 002	SOCIAL SECURITY FOR TEACHERS/PROF STF	0.00	0.00	0.00	0.00	0.00	0.00
01 6408 221 003	SOCIAL SECURITY FOR TEACHERS/PROF STF	1,607.00	133.99	1,071.76	66.69	535.24	535.24
01 6408 221 004	SOCIAL SECURITY FOR TEACHERS/PROF STF	1,607.00	133.94	1,071.52	66.68	535.48	535.48
01 6408 222 004	FICA AIDES	0.00	93.68	967.15	0.00	(967.15)	(967.15)
01 6408 231 001	Retirement Contrib. Teachers/Prof. Staff	0.00	0.00	0.00	0.00	0.00	0.00
01 6408 231 002	Retirement Contrib. Teachers/Prof. Staff	0.00	0.00	0.00	0.00	0.00	0.00
01 6408 231 003	Retirement Contrib. Teachers/Prof. Staff	0.00	191.84	1,534.71	0.00	(1,534.71)	(1,534.71)
01 6408 231 004	Retirement Contrib. Teachers/Prof. Staff	0.00	191.83	1,534.67	0.00	(1,534.67)	(1,534.67)
01 6408 232 004	RETIREMENT AIDES	1,750.00	120.96	1,248.81	71.36	501.19	501.19
01 6408 237 000	INCREASED RETIREMENT CONTRIBUTION	0.00	0.00	0.00	0.00	0.00	0.00
01 6408 237 002	INCREASED RETIREMENT CONTRIBUTION	0.00	0.00	0.00	0.00	0.00	0.00
01 6408 237 003	INCREASED RETIREMENT CONTRIBUTION	0.00	0.00	0.00	0.00	0.00	0.00
01 6408 237 004	INCREASED RETIREMENT CONTRIBUTION	0.00	0.00	0.00	0.00	0.00	0.00
01 6408 281 001	OTHER HEALTH BENEFITS	0.00	0.00	0.00	0.00	0.00	0.00
01 6408 281 002	OTHER HEALTH BENEFITS	0.00	0.00	0.00	0.00	0.00	0.00
01 6408 281 003	OTHER HEALTH BENEFITS	110.00	9.68	75.40	68.55	34.60	34.60
01 6408 281 004	OTHER HEALTH BENEFITS	110.00	9.68	75.38	68.53	34.62	34.62
01 6408 340 003	OTHER PROFESSIONAL SERVICES	22,000.00	562.89	7,652.98	34.79	14,347.02	14,347.02
01 6408 340 004	OTHER PROFESSIONAL SERVICES	0.00	820.40	7,461.01	0.00	(7,461.01)	(7,461.01)
01 6408 591 001	CONTRACTED SERVICES OTHER DIST/ESU	0.00	0.00	0.00	0.00	0.00	0.00
01 6408 591 002	CONTRACTED SERVICES OTHER DIST/ESU	0.00	0.00	0.00	0.00	0.00	0.00
01 6408 591 003	CONTRACTED SERVICES OTHER DIST/ESU	12,650.00	2,998.53	21,559.97	170.43	(8,909.97)	(8,909.97)
01 6408 591 004	CONTRACTED SERVICES OTHER DIST/ESU	12,650.00	1,553.97	10,892.45	86.11	1,757.55	1,757.55
6408	IDEA E/P	132,854.00	13,276.94	109,636.00	82.52	23,218.00	23,218.00
6412	NON PUBLIC						
01 6412 111 000	Teacher Salary	0.00	0.00	0.00	0.00	0.00	0.00
01 6412 111 001	Teacher Salary	0.00	0.00	0.00	0.00	0.00	0.00
01 6412 111 003	Teacher Salary	1,000.00	527.30	4,218.40	421.84	(3,218.40)	(3,218.40)
01 6412 111 004	Teacher Salary	1,000.00	131.00	1,834.03	183.40	(834.03)	(834.03)
01 6412 211 000	BCBS/VIS INSTRUCTIONAL & PROF.	0.00	0.00	0.00	0.00	0.00	0.00
01 6412 211 003	BCBS/VIS INSTRUCTIONAL & PROF.	1,975.00	164.52	1,316.16	66.64	658.84	658.84
01 6412 211 004	BCBS/VIS INSTRUCTIONAL & PROF.	1,975.00	22.97	322.17	16.31	1,652.83	1,652.83
01 6412 221 000	SOCIAL SECURITY FOR TEACHERS/PROF STF	0.00	0.00	0.00	0.00	0.00	0.00
01 6412 221 003	SOCIAL SECURITY FOR TEACHERS/PROF STF	200.00	37.51	300.10	150.05	(100.10)	(100.10)
01 6412 221 004	SOCIAL SECURITY FOR TEACHERS/PROF STF	200.00	10.07	141.07	70.54	58.93	58.93
01 6412 231 000	Retirement Contrib. Teachers/Prof. Staff	0.00	0.00	0.00	0.00	0.00	0.00
01 6412 231 003	Retirement Contrib. Teachers/Prof. Staff	200.00	52.08	416.67	208.34	(216.67)	(216.67)
01 6412 231 004	Retirement Contrib. Teachers/Prof. Staff	200.00	12.94	181.16	90.58	18.84	18.84





04/10/2024 03:49 PM

User ID: LLB

Account Number	Account Description	Revised Budget	Expended During Month	Expenditures to Date	% of Budget	Balance at EOM	Unencumbered Balance
01 6998 340 001	OTHER PROFESSIONAL SERVICES	17,340.00	1,020.00	6,697.34	38.62	10,642.66	10,642.66
01 6998 340 002	OTHER PROFESSIONAL SERVICES	17,340.00	106.25	2,194.20	12.65	15,145.80	15,145.80
01 6998 340 003	OTHER PROFESSIONAL SERVICES	17,340.00	2,125.00	21,400.49	123.42	(4,060.49)	(4,060.49)
01 6998 340 004	OTHER PROFESSIONAL SERVICES	17,340.00	0.00	1,962.97	11.32	15,377.03	15,377.03
01 6998 382 001	DISTANCE EDUCATION AND TELECOMMUNICATION	0.00	0.00	0.00	0.00	0.00	0.00
01 6998 610 000	SUPPLIES	0.00	0.00	0.00	0.00	0.00	0.00
01 6998 610 001	SUPPLIES	0.00	0.00	0.00	0.00	0.00	0.00
01 6998 610 002	SUPPLIES	0.00	0.00	0.00	0.00	0.00	0.00
01 6998 610 003	SUPPLIES	0.00	0.00	0.00	0.00	0.00	0.00
01 6998 610 004	SUPPLIES	0.00	0.00	0.00	0.00	0.00	0.00
01 6998 640 002	BOOKS AND PERIODICALS	0.00	0.00	0.00	0.00	0.00	0.00
01 6998 640 003	BOOKS AND PERIODICALS	0.00	0.00	0.00	0.00	0.00	0.00
01 6998 640 004	BOOKS AND PERIODICALS	0.00	0.00	0.00	0.00	0.00	0.00
01 6998 643 001	WEB CLOUD BASED SOFTWARE	0.00	0.00	0.00	0.00	0.00	0.00
01 6998 643 002	WEB CLOUD BASED SOFTWARE	0.00	0.00	0.00	0.00	0.00	0.00
01 6998 643 003	WEB CLOUD BASED SOFTWARE	0.00	0.00	0.00	0.00	0.00	0.00
01 6998 643 004	WEB CLOUD BASED SOFTWARE	0.00	0.00	0.00	0.00	0.00	0.00
01 6998 650 001	TECH SUPPLIES < 5,000	0.00	0.00	0.00	0.00	0.00	0.00
01 6998 710 000	Land & Land Improvements	0.00	0.00	0.00	0.00	0.00	0.00
01 6998 710 003	Land & Land Improvements	0.00	0.00	0.00	0.00	0.00	0.00
01 6998 732 000	VEHICLES	339,150.00	0.00	219,149.00	64.62	120,001.00	120,001.00
6998	ESSER III	651,238.00	24,726.11	403,754.41	62.00	247,483.59	247,483.59
8000	TRANSFERS (OUTGOING)						
01 8000 211 000	HEALTH INSURANCE	0.00	0.00	0.00	0.00	0.00	0.00
01 8000 221 000	SOCIAL SECURITY	0.00	0.00	0.00	0.00	0.00	0.00
01 8000 231 000	RETIREMENT	0.00	0.00	0.00	0.00	0.00	0.00
01 8000 281 000	OTHER BENEFITS	0.00	0.00	0.00	0.00	0.00	0.00
01 8000 750 000	Trnsfr Lunch Fund 20000.00	0.00	0.00	0.00	0.00	0.00	0.00
01 8000 752 000	Trnsfr>ActFund \$25000.00	0.00	0.00	0.00	0.00	0.00	0.00
01 8000 753 000	Trnsfr Dep/Res \$60000.00	0.00	0.00	0.00	0.00	0.00	0.00
01 8000 754 000	Trnsfr Emp Benefit \$	0.00	0.00	0.00	0.00	0.00	0.00
01 8000 912 000	TRANS TO LUNCH FUND	80,000.00	0.00	0.00	0.00	80,000.00	80,000.00
01 8000 913 000	FUND TRANSFERS TO ACTIVITY FUND	75,000.00	0.00	25,000.00	33.33	50,000.00	50,000.00
01 8000 913 001	FUND TRANSFERS TO ACTIVITY FUND	0.00	0.00	0.00	0.00	0.00	0.00
8000	TRANSFERS (OUTGOING)	155,000.00	0.00	25,000.00	16.13	130,000.00	130,000.00
01	GENERAL FUND	10,632,911.43	766,205.43	6,799,060.30	63.94	3,833,851.13	3,833,851.13

**Expenditure Report by Function/Object - Detail**

Account Number	Account Description	Revised Budget	Expended During Month	Expenditures to Date	% of Budget	Balance at EOM	Unencumbered Balance
Grand Total:		10,632,911.43	766,205.43	6,799,060.30	63.94	3,833,851.13	3,833,851.13

## **SCHOOL BOARD MEETING APRIL REPORT FROM PRINCIPAL – RICK LESTER**

Below are dates and events that I thought you would be interested in:

- During the week of March 18 I visited with each class and we discussed cell phone use in the classroom and possible new policies for next year. I informed the classes that we were looking at a new policy for next year where all students when entering the classroom would put their phones in designated area and would not have use of the phone during instructional time. It would be up to the teacher to let students have their phones when class and work have been completed. I explained to the students that I would need their help in making this work. I also explained that the reason for the new policy was students would be in school only 4 days a week and that we needed to be focused during instructional time to complete the content teachers are trying to complete. We also discussed the consequences if students did not follow the new policy. Students were very receptive and agreed that this new policy if put in place would work.
- On Thursday, March 28 I had a meeting with juniors and seniors and we went over the agenda and format of Prom which is scheduled on Saturday, April 13, 2024 at 7:00 p.m. at Hartman's.
- Honors Day is scheduled for Wednesday, May 1, 2024 at 2:30 p.m. in the high school gym. Letters were sent to parents and we encouraged them to attend.
- I mailed out to parents and gave to all staff members some very important information about the end of the school year for our seniors.
  - Friday, April 19, 2024 - at 10:00 a.m. in the cafeteria I will meet with the seniors to hand out senior check-out sheets, the seniors will have the remaining two weeks (before graduation) to complete their check-out sheets, which is plenty of time.
  - Friday, May 3, 2024 - the last day for seniors (this will be a regular full day of school). Tests and assignments must be done by this date.
  - Monday, May 6, 2024 - seniors can start to officially check-out. Mr. Lester will check lockers and collect check-out sheets. This needs to be done by the end of the day on Friday, May 10, 2024.
  - Monday, May 6, 2024 - seniors grades are due in the computer by 8:00 a.m. I will inform the Salutatorian and Valedictorian of their status. At graduation rehearsal I will verify and print report cards and also handout cords to seniors with a GPA of 3.85 or higher.
  - Friday, May 10, 2024 - seniors will have graduation rehearsal at 10:00 a.m. After rehearsal I will have a senior party/lunch at the fairgrounds.
- On Wednesday, April 10, 2024 I will have a meeting with freshmen and sophomores to go over details about summer drivers education which is scheduled to start on Monday, June 3, 2024.
- On Wednesday, May 8, 2024 we will have our 8th grade orientation. I will have freshmen students escort eighth grade students around the high school and also visit with coaches and/or sponsors.

**Board Meeting – April 10, 2024**  
**M.S. Principal's Report**

- The 2023-2024 NSCAS spring testing cycle started last week and will continue through the month of April. We started with the science assessment for 5<sup>th</sup> and 8<sup>th</sup> graders. All students, grades 4-8, will take the English/Language arts and math assessments. Each assessment should take approximately about an hour. When we are done with NSCAS testing we will start the spring MAP testing the first week of May.
- Congratulations to the following Middle School students who have been selected to perform in an Honor Choir at Meridian High School on April 12<sup>th</sup>. Reese Carter, Tegan Topp, Adree Case, Stefani Peters, Heidi Reyes, Xavier Arguello, Kael Fricke, Kenny Ofoegbu, Damian Prado, Alex Thipphavong, Wesley Schmid
- Congratulations to our 7-8 Band & 7-8 Choir for earning 1's at the HTRS Music Contest. Both groups, the 6th grade band and four small groups and solos all performed well.
- JCC will compete in the Golden Sowers reading competition at Peru on April 26. Students read 20 assigned books and will answer questions over these books. Members of the two Middle School participants are Stephanie Peters, Tegan Topp, Adree Case, Jessa Adams, Easton Neemann, Lila Britt, Jay Barot, Tim Johns-Hinrichsen, Angel Lara Rojas & Brynn Weber. The 4<sup>th</sup> & 5<sup>th</sup> grade participants are Evelyn Little, Alivia Gottula, Rylin Cambell-Thies, Hazel Arguella, Quinlynn Beethe, Kelly Kongmanyvong, Ian Robeson, Jude Fricke, Ada Goodrich, and Elena Rojas.
- Congratulations to our Junior High Wrestling team for their 4<sup>th</sup> place finish at the ECNC Tournament hosted at JCC on March 13. We had ten wrestlers medal with three conference champions.

**Garrett Collin**  
**Activities Report**  
**April 10th, 2024**

**Track**

- We hosted our first track invite last week with 11 schools competing.
- We are hosting the HS MUDECAS meet Saturday, April 20th.
- We host our JH invite on April 25th, HS Track on May 2nd, JH ECNC on May 3rd, & Districts on May 9th
- HS ECNC is on April 29th at Freeman.

**Golf**

- We host our invite on May 2nd @ TCC
- ECNC on April 16th at Crooked Creek in Lincoln

**Athletic Awards Ceremony**

- Scheduled for April 19th during 6th period.
- Similar to Athletic Banquet except athletes are being recognized in front of their peers.
- Intraschool Quiz Bowl will follow the ceremony and take place 7th and 8th period.

**ECNC News**

- All Conference teams were announced
  - Basketball: Sunnie Rother (2nd team), Harley Lubben (3rd team), Ashley Beethe & Arely Cabrales (Honorable Mention). Wesley Swanson (1st team), Keegan Jones (2nd team), Alex Cruz & Wyatt Ludemann (Honorable Mention).
  - Wrestling: Jocelyn Prado, Alejandra Reyes, Haylee Trew, Erik Prado, Terry Trew, Levi Boardman were all named first team
  - Academic awards listed below

**Other News**

- Athletic Banquet is scheduled for Wednesday, May 15th
  - The food is being catered by El Mariachi
- We are looking into getting banners for the gym to represent Tecumseh and Nemaha Valley in some fashion. I have not heard back from Merz Inc and I am also having trouble finding the Indian logo.
- I am running out of space to put plaques in the trophy cases. I believe we should start looking at removing some of the Tecumseh High stuff and finding a different location for it.

## **ECNC Academic Awards**

### **Seniors Gold (30 and Above)**

#### **Seniors Silver (27-29)**

Kaitlynn Plager

#### **Seniors Bronze (24-26)**

Maya Straka, Sergio Valles

### **Underclassmen Gold (30 and Above)**

#### **Underclassmen Silver (27-29)**

Salena Conley

#### **Underclassmen Bronze (24-26)**

Juanita Grobler, Keegan Jones

### **ECNC Scholarship (Must Be Attending SCC)**

Wyatt Ludemann

### **ECNC Academic/Activity All-Conference Team**

Arely Cabrales, Ava Klein, Wyatt Ludemann, Sunnie Rother, Bailee Sterup, Maya Straka, Sergio Valles, Kaitlynn Plager

*Qualifications: An Academic/Activity All-Conference Team certificate and medal will be awarded to each Senior Conference student who meets all the following criteria:*

*\*The student must have participated in an ECNC sponsored activity during their senior year and at least one other year of their high school career.*

*\*The student must be in the top 25% of their respective Senior class.*

*\*The student must have a cumulative GPA of a B+/90% or higher.*

**Mr. Rother  
April 2024**

**Superintendent & Tecumseh Site Elementary Board Report**

- March Thunderbirds of the Month:
  - K - Christopher Duarte, Caleb Griess, Dalary Zepeda, Henry Rolf, Ryder Myers, Robin Jaquez, Brewer DeKoning, not pictured Max Georges



- 1st - Victoria Chavez Acosta, Aurora VanLaningham, Noah Lehn, Ben Gottula, Brantly Thiemann, Miles Goodrich, Renzo Maldonado, Kenrick Reyes, Emery Herron



- 2nd - Dawson Beethe, Shaylee Hartman, Cooper Kuhl, Violet Arguello, Zakylah Bell, Naomi Andrade, Charlie Brandt, Will Jensen, not pictured: Karla Prado



- 3rd - Reagan Bischoff, Tin Nguyen, Bristol Meints, Justin Zoch, Josie McCoy, Hank Smith, Baylee Shirley, not pictured: Lily Bilslend



- 
- JCC's 14-passenger bus that was ordered this fall will now not be delivered until October 2024.
- Kindergarten Round-Up had 14 students present. This was out of a possible 25 found on the census.
- May 6-10 is Teacher Appreciation Week.
- Friday, May 10 is the Elementary Track & Field Day.
- Tuesday, May 14 is Kindergarten Graduation followed by the K-3 Spring Concert.
- I attended the Johnson County Commissioners Meeting on Tuesday, March 26 and the Village Board of Cook Meeting on Monday, April 8 concerning the asphalt road in front of the Cook Site. The Johnson County commissioners believe it is the county's responsibility to fix the road. Matt Schardt, Johnson County Roads Superintendent, was going to be reaching out to Constructors, Inc. about the repairs and would also be communicating with Jason Brandt of the Village Board.

## 4-Day Week Survey Summary

### [Spreadsheet Link](#)

List top reasons why you chose to switch to a 4 day week.

- The school has been using a 4 day week for quite a while. Reasons that I have heard is availability for students to work and cost savings.
- RPS has had a 4-day week 15+ years now. It was started before my time. This is my first year here.
- Traveling to games Fridays, ranching community,
- Originally the prep time needed during Covid when we were on a hybrid schedule (1/2 at home, 1/2 at school and alternating days). Teachers needed the prep time that Fridays could provide.
- Student burn-out from involvement in mutiple activiites, to increase Option enrollment
- Recruit teachers / staff
- We have been a 4-day school since the late 1980s, so that decision was made way before my time.
- Top reasons (at the time) to switch:
  1. Reduced transportation costs
  2. Reduce heating/cooling costs

What were school's the biggest concerns about making the change?

- Child care on Fridays
- classified pay decreasing, one less day of instruction per week
- Drop in academic performance
- Parent and staff buy-in
- Childcare
- Completing the required amount of Instructional Units!
- Would the change actually help reduce costs?
- Would this impact enrollment?
- Would it actually improve chances of recruiting teachers (3 day weekend)
- How would it impact sports and other after school activities?

What were the biggest concerns for parents/community?

- Child care
- Daycare
- Not knowing the ripple effects of making the decision (fear of the unknown)
- Childcare and loss of inclome (classified staff)
- Childcare
- Day care issues and resistance to change

What financial savings have you seen or anticipate due to the switch? (DollarAmount & % of Budget)

- Less than 5%. That savings is on the backs of hourly employees and transportation
- \$120,000 a year, 3.5 percent
- Our purpose was not to reduce costs. We still have all staff working on Fridays. Elementary students participate in the 21st Century program from 8:00 am - 2:30 pm and paras staff the program. We still serve meals on Friday as well. Teachers complete committee work, faculty meetings, professional development, planning, and grading on Fridays. We allow secondary students to come in Friday afternoon from 1:00-3:30 pm to get help, tutoring, or just to catch up prior to practices or games. If a teacher does not have any students with them, they are expected

to be intentionally planning, not just typical planning. We have adopted the motto that we can be more effective on Monday through Thursday by being more intentional on Friday.

- less than 2%
- This was not our focus, so I did not take the time to break down the cost savings of going to a 4 day school week.
- This change was made so many years ago, and so many superintendents ago. I do not have that information.

What steps did you take to help teachers change/modify their instruction based on less days and longer periods?

- We have made sure that our schedule met the requirements in Rule 10 and were able to do it without extending the days. We are very close on the 1080 hour requirement. We do go to school on Friday once each month to help with this.
- support for schedule adjustments, teacher meetings
- We spent the inservice days repacing our curriculum to fit within a 4 day week.
- I do not know what my predecessors did in 1987. The focus on planning, teaching to objectives, and student engagement so as to reduce discipline issues.

What day of the week do you take off? What was the rationale?

- Friday-Activities/athletics/ 3 day weekend for all stakeholders
- Mondays-> Activities on Fridays. Sponsors/Coaches want students in school day of an event/game.
- Parents are able to get their child into appointments easier on Mondays
- Friday-Ball games
- Friday-Many games are on Friday and our coaches are gone traveling. This always resulted in coverage and dilapidated lessons, resulting in unintentional lost instructional time.
- Friday-We thought it would help with medical/dental appointments ... wrong...many offices now close on Fridays
- Monday-It was the least disruptive choice.
- Mondays. Currently we will have five 5-day school weeks at the beginning of the year, and 3 5-day school weeks at the end of the year. Everything in between are 4 day school weeks.
- 12 Mondays are reserved for teacher PD. All other Mondays, teachers are off.--Sports and activities usually center around Fridays. Teachers and coaches thought that students needed structure on these days.

How many student days are in your calendar? How long is your student day?

- 153-8:00-4:00-Elem, 8:00-4:15 Secondary
- 160-7:50-4:05 (HS) and 7:50-3:50 (ELEM)
- 154-8 hours
- 155-8:00 am-3:37 pm
- 153-7 hours 55 minutes
- 154-8am to 4pm
- 160-7:30-4:00

Number & Length of Class Periods?

- 7-63 min
- 8-
- 7-64 min
- 8-48 min
- 8-53 min
- 7-48, 1-54, 1-30 min homeroom
- 8-50 min

How has the change impacted student achievement?

- Achievement is still strong
- I would say little impact as we scored very well on state testing
- Our achievement has gone up. Our AQuESTT ratings are at an all-time high
- Positive - fewer students on academic probation
- With so many variables (instruction, social/emotional baggage, home life, curriculum, etc) it is very difficult to say how achievement is impacted. Good instruction is what impacts achievement.

Have you noticed a change in extracurricular participation due to the shorter week?

- Unknown
- No
- No change
- No
- No
- No
- No

How many teacher days are in your calendar? What is the length of the teacher day?

- 162, 7:30-4:30
- 172, 7:40-4:20
- 164 (10 inservice), 9 hours
- 185, 7:45-3:45
- 183, 8 hours 5 min
- 174, 8.25
- 172, 7:00-4:05

What advice or special considerations would you recommend to a school who is looking to make the switch?

- Child care issues, not a huge money saver, good for activities on Friday
- Hesitations right away but community adapts and will never want to go back to 5 days
- Be sure that teachers know that the expectation in the off day is to intentionally make themselves a better teacher by reviewing data, planning better lessons/activities, becoming more efficient and effective as a teacher, and that they are expected to work on those days. Those who do this will appreciate the time they have and will be productive with it, thus resulting in them being an asset to the school district.
- We offer optional enrichment on Fridays with transportation, all classified staff have the opportunity to work
- While childcare is going to be stated as a concern, it ends up not being an issue. Oregon State has a professor who does a ton of research on 4 day school week schools. His research shows that small schools do not see a negative impact on academic achievement going to a 4 day

school week. There correlation exists with the size of school. The larger the school, the more likely you are to see a negative impact.

- Be consistent on which days are off. Minimize early dismissals. Consistency and predictability are key for student success.

What unexpected positives occurred due to the switch?

- PD is always on Fridays, teachers are refreshed on Mondays
- Teachers get good breaks, classified enjoys the extra day off as well
- The overall attitude of staff and students toward school--it is culture changing
- Not unexpected, but positive 22% increase in Option enrollment - enough to reinstate all variety sports
- There is a positive impact on the mental health of students and staff.
- Teacher positivity

What unexpected negatives occurred due to the switch?

- None that I am aware of
- Students miss a day and they are not getting much for instruction that week
- We still miss our coaches when they travel, but it is still effective.
- None
- We had one teacher leave who stated that he needed a 5 day school week. He did not like having the longer work day. Students who struggle coming to school after a weekend, really struggle coming after a 3 day weekend.
- teachers who struggle w/ planning also struggle to get through content in a timely manner.

How has the switch impacted non-certified staff?

- Fewer hours available for work
- Positively.
- Our paras run the 21st Century program on Fridays so there is not a reduction in their hours, but they seldom have the opportunity to attend the various meetings and professional development that we would like them to be there in attendance.
- All non-certified staff have the opportunity to work day 5 - it was a very positive decision for them
- NO
- No impact

### **Responses for Schools who are currently 5 days, considering 4 days**

Primary reason for considering a 4-day week:

- Professional Development
- Recruiting
- Mental wellness of teachers and students
- financial reasons
- Teacher attraction and retention.
- Address Absenteeism
- Teacher retention and attraction
- Teacher recruitment

Reason 2 for considering a 4-day week:

- Activities
- Cost savings
- able to increase district (professional) development time and effectiveness
- Minor savings.
- Maybe save a little money
- Some public interest
- Teacher retention

Reason 3 for considering a 4-day week:

- More family time for students and teachers
- attractive to current and future staff members
- Less bus time for students.
- Recruiting and retaining staff
- Could it lead to increased student performance and increase in positive culture
- More time for professional development.
- To help build in time during the school year for curriculum work

Concern 1 regarding a 4-day week:

- Primary instruction missed
- Daycare
- Community child care needs
- Student learning.
- Need something for students on the day we don't have school.
- Student academic performance drop
- Community reaction

Concern 2 regarding a 4-day week:

- Support staff pay
- do we increase number of student days or increase length of student day
- Some students unsupervised or with food.
- Meeting Rule 10 Requirements
- Reduced hours for some non-certified staff making it more difficult to attract people for those positions.

Concern 3 regarding a 4-day week:

- Providing enough hours for our support staff
- We are a high poverty district and it could result in students not eating well for an additional day a week.
- Parent complaints because of one less day for their tax funded day care.
- Creating a schedule that keeps 8 periods and the electives we currently offer and keeping our current instructional hours.
- With the extended day (30 minutes) our teachers will actually work more hours than our current calendar.
- While I think the small districts with massive transportation needs are the most likely to benefit from a 4 day week, this is a struggle for those who have a tough time seeing outside of the box which hinders a district from making a change of this magnitude.



We thank you for your time spent taking this survey.  
Your response has been recorded.

Below is a summary of your  
responses

[Download PDF](#)

---

According to 7 CFR 210.31(e)(2), all schools are required to complete an assessment of their school's compliance with their local school wellness policy (SWP) at least once every three years and make this assessment available to the public by posting assessment responses to your school's website. You will have the option to download a pdf of your assessment at the conclusion of the survey.

The school wellness policy (SWP) triennial assessment must be completed by June 30, 2021. Non-compliance with this requirement will result in a holding of the school's claim until this requirement is met.

The questions contained in this survey have been taken from the Alliance for a Healthier Generation's SWP assessment. Please provide your school's information and then answer each of the 10 questions below. Click "Submit" at the end of the survey to have your assessment recorded.

---

This survey outlines the ten required components of the SWP as defined by the USDA final rule of 2016. Districts can use this checklist with Healthier Generation's Model Wellness Policy to revise/update their SWP to ensure that it meets federal requirements. Healthier Generation's Model Wellness Policy includes model language for the required components, as well as resources to support implementation.

For each component identified below, select the rating that applies to your SWP. The rating scale is:

- 2 = Includes **all** required language
- 1 = Includes **some** of the required language
- 0 = Includes **none** of the required language

---

Please provide your school's information in the space provided below.

School Name

Johnson County Central

Agreement Number (6 digits, no dashes)

490050

School Wellness Policy Contact Name

Jon H. Rother

School Wellness Policy Contact Email

jon.rother@jccentral.org

---

The policy identifies one or more school district and/or official(s) who have the authority and responsibility for ensuring that each school complies with the policy.

Rating

2 ▼

---

The policy includes language inviting parents, students, representatives of the school food authority, teachers of physical education, school health professionals, the school board, school administrators, and the general public to participate in the development, implementation, review and update of the SWP.

Rating

2 ▼

---

The policy includes language describing the methods for informing the public (including parents, students, and other in the community) about the SWP, and updates this information on an annual basis.

Rating

2 ▼

---

The policy includes language that outlines the triennial assessment. At least once every three years, the following is measured and made available to the public:

- the extent to which the school(s) comply with SWP;
- the extent to which the SWP compares to model local school wellness policies;
- the progress made in attaining the goals of the SWP

Rating

2 ▼

---

The policy includes nutrition standards for all foods and beverages sold on the school campus during the school day that are consistent with federal regulations for school meals and the Smart Snacks in School nutrition standards.

Rating

---

The policy includes standards for foods and beverages provided, but not sold, to students during the school day (e.g. in classroom parties or classroom snacks brought by parents).

Rating

---

The policy includes specific goals for nutrition education and promotion activities.

Rating

---

The policy includes requirements for marketing and advertising of only those foods and beverages that meet the USDA Smart Snacks in School nutrition standards on the school campus during the school day.

Rating

---

The policy includes specific goals for physical activity opportunities.

Rating

---

The policy includes specific goals for other school-based activities that promote student wellness.

Rating

---

Thank you for completing the SWP triennial assessment.  
Your assessment has been recorded and no further action is needed at this time.

#NDE 01-4652

For more information about this survey, please contact:  
Kayte Partch | Nutrition Services | [kayte.partch@nebraska.gov](mailto:kayte.partch@nebraska.gov) | 402-471-2945

**Step 1- Extent Local Wellness Policy Complies with USDA Requirements and Compares to a Model Policy Tracking Tool**  
*Johnson County Central*

Component	Description
<p><b>Select the Tool used for model LSWP comparison, upload the assessment in your folder: If another tool was used, list it here.</b></p>	<ul style="list-style-type: none"> <li>• <a href="#"><u>Alliance for a Healthier Generation 10-step Checklist</u></a></li> </ul>
<p><b>Areas of Strength:</b></p>	<ol style="list-style-type: none"> <li>1. JCC’s Wellness Policy complies with all USDA Requirements and is thorough in language pertaining to the requirements.</li> <li>2. JCC has a robust Physical Education and Health department. JCC students receive Physical Education daily in grades K-3. Grades 4-5 have Physical Education 3 times per week. Grades 6-8 have Health and Physical Education as part of the curriculum. High School students have Physical Education and Health as required courses. They also have the option of further Physical Education and Health courses throughout high school.</li> <li>3. JCC encourages student movement throughout the day with many teachers having movement breaks. Elementary students have recess no less than twice a day. Middle School and High School students have time after lunch to use the gym and move throughout the buildings or even go outside to play.</li> </ol>
<p><b>Opportunities for Improvement</b></p>	<ol style="list-style-type: none"> <li>1. JCC can do more to involve and engage the community and parents in the wellness of students.</li> <li>2. JCC staff need more education on what healthy snacks can be offered and/or sold during school hours.</li> <li>3. JCC administration can give the teaching staff more intentional tools and instructional materials</li> </ol>

Component	Description
	for the teaching of health and wellness in the classrooms.
<p><b>As a result of the comparison, was new language adopted in the LSWP?</b></p>	<p><input type="checkbox"/> Yes</p> <p><input checked="" type="checkbox"/> No</p>
<p><b>If yes, briefly describe what was adopted (include page numbers for new language if possible), Have the changes been approved by the school board?</b></p>	<p><input type="checkbox"/> Yes</p> <p><input type="checkbox"/> No</p>
<p><b>Describe the next steps for strengthening your LSWP.</b></p>	<p>No next steps for the policy. Communication with the community will be emphasized. Clear communication about requirements needs to be communicated with the public. Opportunities to engage and involve all stakeholders will be sought.</p>

[Return to triennial assessment document](#)





**Discussion/Notes:**



## Step #2: Progress in Reaching LSWP Goals Template

### Johnson County Central

Goal As defined by your LSWP	Was the Goal Met? Yes/ Partially/ No	What Was Achieved? Describe how you achieved this goal	Documentation Share documents (as links or attachments) used to measure LSWP implementation
<b>USDA wellness policy goals outline that 3 goals must be included, 1) nutrition goal, 2) physical activity goal, and 3) other student wellness goal, additional goals are <u>optional</u></b>			
<b>1. Nutrition Education Goal(s)- record goal -OR- Nutrition Promotion Goal(s)- record goal</b>	Partially	Healthy choices are provided at the serving window and on the fruit/vegetable bar. Staff are present to remind students of their choices. The director of food services also visited classrooms to educate students about making healthy food choices. 6th, 7th and 8th grade students each take Health as part of the regular curriculum. All freshmen take Health 9 which includes healthy living and nutrition. A Food Science/Food Production course is also offered to high school students. Elementary teachers and physical education teachers promote healthy lifestyles and nutrition as embedded in their curriculum.	<a href="#">JCC High School Schedule</a>  <a href="#">JCC High School Registration Handbook</a>  <a href="#">JCC Middle School Schedule</a>
<b>2. Physical Activity Goal(s)- record goal</b>	Partially	K-3 Elementary students have Physical Education every day of the week as well as no less than two recesses. 4-5 students have Physical Education three times	<a href="#">JCC High School Schedule</a>  <a href="#">JCC High School Registration Handbook</a>

Goal As defined by your LSWP	Was the Goal Met? Yes/ Partially/ No	What Was Achieved? Describe how you achieved this goal	Documentation Share documents (as links or attachments) used to measure LSWP implementation
		per week and no less than two recesses. 6-8 students have PE daily as part of their curriculum. High school students have Physical Education, Health, Recreational Games and Strength & Conditioning courses available to them.	<a href="#">JCC Middle School Schedule</a>
<p>3. <b>Other student wellness Goal(s) - record goal, this is often where goals to support SEL and Mental health or staff wellness could be included</b></p>	Partially.	<p>JCC maintains well-lit, clean cafeterias. Students are provided a 30 minute lunch period at all grade levels. Health related community groups are welcome in the district and in our buildings. Along with mini-breaks in the classroom, students in grades K-5 receive recess time no less than two times per day. Middle school and high school students receive time following lunch to play and be active either outside or in the gym spaces.</p>	

<p>Goal As defined by your LSWP</p>	<p>Was the Goal Met? Yes/ Partially/ No</p>	<p>What Was Achieved? Describe how you achieved this goal</p>	<p>Documentation Share documents (as links or attachments) used to measure LSWP implementation</p>
			 <p>The documentation consists of three photographs of posters placed in a school cafeteria. The top poster, titled "Offer Versus Serve", explains that each school lunch offers a choice of items, but at least one must be a fruit or vegetable. The middle poster, titled "DON'T FORGET!", lists three categories: Fruit/Milk, Protein, and Veggie. The bottom poster, titled "Eat Smart at breakfast by choosing 3 or 4 different items", lists five categories: Milk, Grains, Protein, Fruits, and Vegetables. All posters include icons representing various food items.</p>

<b>Goal</b> <b>As defined by your</b> <b>LSWP</b>	<b>Was the</b> <b>Goal Met?</b> <b>Yes/</b> <b>Partially/</b> <b>No</b>	<b>What Was</b> <b>Achieved?</b> <b>Describe how you</b> <b>achieved this goal</b>	<b>Documentation</b> <b>Share documents (as</b> <b>links or</b> <b>attachments) used to</b> <b>measure LSWP</b> <b>implementation</b>
			 
<b>Additional Goal(s)</b> <b>Add more rows as</b> <b>needed</b>			

[To return to the overview document, click this link](#), Questions, contact: [jessie.coffey@nebraska.gov](mailto:jessie.coffey@nebraska.gov)

## Step #3- Extent of Compliance for All Schools with the LSWP

### Johnson County Central

Policy Area (Write the requirements included in your LSWP in the column below)	Not Met (Number of Schools)	Partial Compliance (Number of Schools)	Full Compliance (Number of Schools)
<b>Nutrition Education/Promotion Goal(s)</b>		4 (HS, MS, Cook EL, Tecumseh EL)	
<b>Physical Activity Goal(s)</b>		4 (HS, MS, Cook EL, Tecumseh EL)	
<b>Other Student Wellness Goal(s)</b>		4 (HS, MS, Cook EL, Tecumseh EL)	
<b>Non-goal related requirements of LWP- outline how you are meeting these elements in your LPW and the levels of compliance</b>			
<b><u>Federal/State Meal Standards are Met</u></b>			4 (HS, MS, Cook EL, Tecumseh EL)
<b>Foods Offered but Not Sold to Students Standards</b>			4 (HS, MS, Cook EL, Tecumseh EL)
<b>Food and Beverage Marketing (<u>SMART Snacks regulations</u>- ala carte and vending, food sales during the school day)</b>		4 (HS, MS, Cook EL, Tecumseh EL)	

District LSWP Components	For the components below, indicate whether the district is in compliance.
<b>Public Involvement- how was the public included in LWP development? (parents, community members, etc.)</b>	<input checked="" type="checkbox"/> Yes <input type="checkbox"/> No
<b>Public Notification- how are you notifying the public about your assessment results?</b>	<input checked="" type="checkbox"/> Yes School Board Meeting, Website, School Newsletter <input type="checkbox"/> No
<b>Triennial Assessment- is this posted publicly? Provide the link</b>	<input checked="" type="checkbox"/> Yes <input type="checkbox"/> No

*[To return to the overview document, click this link](#)*

Questions, contact: [jessie.coffey@nebraska.gov](mailto:jessie.coffey@nebraska.gov)

## OUTDOOR VIDEO BOARD BIDS

BRAND	COST
Daktronics	<b>\$255,045</b>
Scorevision (FORMETCO LEDs)	<b>\$323,527</b>
Scorevision (DIGITAL SCOREBOARDS LEDs)	<b>\$310,000</b>

*\* Does not include cost of trenching fiber/power from press box to scoreboard and to high school.  
Estimating \$15,000 to \$20,000 additional for trenching fiber/power.*

## BID BREAKDOWN:

\* Showing the changes to make each bid similar in project scope. Each bid has 10mm LED pixel pitch, plus the streaming system for instant replay.

BRAND	BID	ADDITIONAL	COST
Daktronics	\$240,445 (streaming/replay)	\$14,600 (upgrade to 10mm)	<b>\$255,045</b>
Scorevision (FORMETCO LEDs)	\$278,527 (10mm + truss)	\$45,000 (streaming/replay)	<b>\$323,527</b>
Scorevision (DigitalScoreboards LEDs)	\$243,000 (10mm)	\$67,000 (streaming/replay + truss)	<b>\$310,000</b>

\* Does not include cost of trenching fiber/power from press box to scoreboard and to high school.  
Estimating \$15,000 to \$20,000 additional for trenching fiber/power.



HOME 3 T.O.L. 7:23 T.O.L. 3 GUEST  
21 < DOWN 1 TO GO 10 40 BALL ON 3 QTR 14


25' W x 24' H

24' W x 13' H  
16 mm  
240 H x 432 W  
(103,680 Pixels)

Upgrade to 10mm

FOUNDING PARTNER FOUNDING PARTNER FOUNDING PARTNER FOUNDING PARTNER

DAKTRONICS



CRUSADERS

26' W x 13' H  
10 mm  
416 H x 800 W  
(332,800 Pixels)

SCOREVISION



# DAKTRONICS



## PROS:

- Same system as HS Gym
- Includes a fixed digit board (non-video)
- Includes additional sponsorship panels (both on video board & on concession stand)
- Well-known scoreboard company (same system as many pro venues)
- No recurring subscription fees
- More custom control
- Live Score Bug used for Striv broadcasts

## CONS:

- Not as user-friendly
- Bigger company (clients not only include high schools, but also college & professional sports teams)
- Support isn't quite as local

# SCOREVISION



## PROS:

- Software is very user-friendly
- Layouts are more customer friendly
- Additional apps/live scores for fans
- More automatic plug-and-play features
- Remote monitoring support

## CONS:

- Recurring subscription cost (\$6,000 per board annually)
- Does not match HS Gym
- Not many ScoreVision clients in Southeast Nebraska
- No live score bug for Striv broadcasts\* (could be possibly added later)
- No included sponsorship panels



**JCC**

<b>HOME</b>	3	T.O.L.	<b>7:23</b>	T.O.L.	3	<b>GUEST</b>				
21	<	DOWN	1	TO GO	10	40	BALL ON	3	QTR	14

FOUNDING PARTNER    FOUNDING PARTNER    FOUNDING PARTNER    FOUNDING PARTNER



A large stadium scoreboard is positioned on a track field. The scoreboard is divided into several sections. At the top, it displays 'OCC THUNDERBIRDS' in red and white, with a bird logo. Below this, it shows 'THUNDERBIRDS' in red and 'ROCKETS' in green. The main display area shows the score '24' for the Thunderbirds and '20' for the Rockets, with a football icon and the time '05:20'. Below the score, it indicates 'QUARTER 3', '1ST & 10', and 'BALL ON 35'. At the bottom, there are three sponsor logos: 'SHIELD HOME PROTECTION' in purple, 'citywide cellular' in green, and 'BOLD WATER SYSTEMS' in blue. The scoreboard is supported by three black poles. In the background, there are trees, a fence, and a white car parked near a building.

OCC THUNDERBIRDS		
THUNDERBIRDS		ROCKETS
24	05:20	20
QUARTER 3	1ST & 10	BALL ON 35
SHIELD HOME PROTECTION	citywide cellular	BOLD WATER SYSTEMS

# Video Boards in Southeast Nebraska

## OUTDOOR VIDEO BOARDS

**ASHLAND-GREENWOOD**

*Indoor*

**LOUISVILLE**

**ELMWOOD-MURDOCK**

**CONESTOGA**

**WAVERLY**

*Outdoor*

*(Adding Indoor for 2024-25)*

**WEeping WATER**

**PALMYRA**

**SYRACUSE**

*Indoor*

**CRETE**

*Indoor*

**NORRIS**

**WILBER-CLATONIA**

**FREEMAN**

*Indoor*

**JOHNSON-BROCK**

**PERU**

**TRI COUNTY**

**STERLING**

*Indoor*

**JCC**

**AUBURN**

**BEATRICE**

*Indoor*

**LEWISTON**

*Outdoor*

**SOUTHERN**

**HTRS**

**DILLER-ODELL**

**PAWNEE CITY**

**FALLS CITY**

