

Board of Education Regular Meeting
Monday, October 14, 2024 5:30 PM
McKinley Education Center
301 West F Street
North Platte, NE 69103-1557

1. **Call to Order**
2. **Roll Call**
3. **Posting of the Open Meetings Act**
4. **Approve the publication of the October 14, 2024, regular meeting of the Board of Education**
5. **Approve the agenda for the October 14, 2024, regular meeting of the Board of Education**
6. **Pledge of Allegiance and Announcements**
7. **Communications**
 - 7.1. Special Presentation
 - 7.2. Student Spotlight
 - 7.3. Foundation Report/Staff Recognitions
8. **Consent Agenda**
 - 8.1. Approve the minutes of the September 9, 2024, Budget Hearing
 - 8.2. Approve the minutes of the September 9, 2024, Set Final Tax Request Hearing
 - 8.3. Approve the minutes of the September 9, 2024, Regular Meeting of the Board of Education
 - 8.4. Approve the minutes of the September 26, 2024, Special Meeting of the Board of Education
 - 8.5. Approve the minutes of the September 26, 2024, Board of Education Committee of the Whole meeting

8.6. Approval of Financial Claims and Reports

9. Reports and Discussion Items

9.1. Monthly Financial & Budget Report

9.2. Staffing Report

9.3. Superintendent's Report

9.3.1. 2025-2030 Strategic Plan Update

9.3.2. Reunification training/exercise-March 19th

9.3.3. Congratulations to the North Platte High School Girls golf team for qualifying for state.

10. Public Comment

11. Action Items

11.1. Recognize North Platte Education Association (NPEA)as the bargaining agent for non-supervisory certificated staff for the 2026-2027 school year.

11.2. Request Approval of the 2024-2025 & 2025-2026 Paraprofessional Negotiated Agreement

11.3. Request Approval of resolution on school district standards for acceptance or rejection of option enrollment applications for the 2024-2026 school years.

12. Future Board Calendar

13. Adjournment

Budget Hearing
McKinley Education Center
301 West F Street
North Platte, NE 69103-1557
Monday, September 9, 2024 5:30 PM

1. Roll Call

All present: Skip Altig, Angela Blaesi, Matthew Pederson, Emily Garrick, Jo Ann Lundgreen and Cindy O' Connor

2. Budget Hearing and Budget Summary

Stuart Simpson, Executive Director of Finance, reported that the improvements just completed at Eisenhower Elementary will be paid using the last of the ESSRS funds. He also noted that all outstanding bonds will be paid off by December of 2025. Mr. Simpson also reported that the proposed 2024-2025 Budget allows for funds to be deposited into the District's cash reserves and building fund.

3. Public Comment

There was no public comment.

4. Adjournment

Motion by Angela Blaesi second by Skip Altig to adjourn this Budget Hearing at 5:32 p.m.
Yeas: Angela Blaesi, Matthew Pederson, Emily Garrick, Jo Ann Lundgreen, Cindy O'Connor and Skip Alig.

President, Jo Ann Lundgreen

Secretary, Cindy O'Connor

Set Final Tax Request Hearing
McKinley Education Center
301 West F Street
North Platte, NE 69103-1557
Monday, September 9, 2024 5:30 PM

1. Roll Call

All Present: Matthew Pederson, Emily Garrick, Jo Ann Lundgreen, Cindy O'Connor, Skip Altig and Angela Blaesi

2. Set Final Tax Request Hearing

Stuart Simpson, Executive Director of Finance, reported that the overall tax request will be decreased by 1.4% which is approximately a \$420,000 decrease in our tax request. Also, that the levy will be decreasing by 10 cents for the 2024-2025 school year implemented in January of 2025. He also reminded everyone that NPPSD sets the tax request and that Lincoln County will set the levy in October.

3. Public Comment

There was no public comment.

4. Adjournment

Motion by Matthew Pederson second by Emily Garrick to adjourn this Set Final Tax Request Hearing at 5:38 p.m.

Yeas: Emily Garrick, Jo Ann Lundgreen, Cindy O'Connor, Skip Altig, Angela Blaesi and Matthew Pederson

President, Jo Ann Lundgreen

Secretary, Cindy O'Connor

Board of Education Regular Meeting

McKinley Education Center
301 West F Street
North Platte, NE 69103-1557
Monday, September 9, 2024 5:30 PM

1. Call to Order

2. Roll Call

All Present: Jo Ann Lundgreen, Cindy O'Connor, Skip Altig, Angela Blaesi, Matthew Pederson and Emily Garrick

3. Posting of the Open Meetings Act

4. Approve the publication of the September 9, 2024, regular meeting of the Board of Education

Motion by Angela Blaesi second by Skip Altig to approve the publication of this regular meeting of the North Platte Public Schools Board of Education

Yeas: Cindy O'Connor, Skip Altig, Angela Blaesi, Matthew Pederson, Emily Garrick and Jo Ann Lundgreen

5. Approve the agenda for the September 9, 2024, regular meeting of the Board of Education

Motion by Cindy O'Connor second by Angela Blaesi to approve the agenda of this regular meeting of the NPPSD Board of Education

Yeas: Skip Altig, Angela Blaesi, Matthew Pederson, Emily Garrick, Jo Ann Lundgreen and Cindy O'Connor

6. Pledge of Allegiance and Announcements

7. Communications

7.1. Foundation Report/Staff Recognitions

Terri Burchell, Executive Director of the North Platte Public Schools Foundation, reported on the Foundation's new software for scholarship applications that will accumulate student information throughout their time at NPHS. She also noted that the annual Change Wars will begin soon and that 70% of funds collected are kept by each building. Last year \$16,500 was collected in total. She continued to report on various upcoming events and activities. Ms. Burchell announced that the employees of the month are from Adams Middle School and they are Tiffany Johnson, 8th Grade English Teacher, and Madeline Rose a Life Skills Paraprofessional.

8. Consent Agenda

8.1. Approve the minutes of the August 12, 2024, regular meeting of the Board of Education

8.2. Approve the minutes of the August 21, 2024, Budget Work Session

8.3. Approve the minutes of the August 29, 2024, Board of Education Committee of the Whole meeting.

8.4. Approve the administrative contract for Colette Sauer effective August 8, 2024

8.5. Approve the teaching contract of Kendra Burkholder beginning on August 21, 2024

8.6. Approval of Financial Claims and Reports

Motion by Angela Blaesi second by Matthew Pederson to approve the consent agenda as presented Yeas: Angela Blaesi, Matthew Pederson, Emily Garrick, Jo Ann Lundgreen, Cindy O'Connor and Skip Altig.

9. Reports and Discussion Items

9.1. Safety and Security Report

Student Services Director, Brandy Buscher, and School Resource Officer Investigator Bohlander reported on the many procedures used and equipment in place to provide a safe and secure environment for North Platte Public Schools students and staff.

9.2. Monthly Financial & Budget Report

Stuart Simpson, Executive Director of Finance, reported that the annual District audit will take place on September 25th and 26th. He noted that the attached financial report does not reflect the August accrued taxes that are yet to be received from Lincoln County but are required by state statute to be include in the August financial statements.

9.3. Facilities Update

Mr. Simpson updated the Board on the status of various construction projects that were undertaken over the summer months.

9.4. Superintendent Report

9.4.1. Sale of Property

Superintendent Rhodes reported that he provided the Board with a memo from legal counsel regarding consideration of what to do with the Osgood Elementary building which no longer houses any North Platte Public Schools students or staff. He will also provide the Board with expenses currently associated with the building. Dr. Rhodes noted that if the decision is made to sell the property a choice would need to be made on how to sell the property most likely either by auction or sealed bids.

9.4.2. 2025-2030 Strategic Plan Update

Dr. Rhodes also updated the Board on the ongoing development process of the 2025-2030 Strategic Plan. The Action Teams which consist of parents, community members and NPPSD staff, are currently meeting regarding various sections of the strategic plan. The Action Teams will come back together as a whole to develop the final plan later this year. The goal is to have the 2025-2030 Strategic Plan ready to present to the Board early next year.

9.4.3. SRO Contract

Dr. Rhodes explained the negotiation process and shared expenses with the City of North Platte for three School Resource Officers. The District pays 75% of the salaries. One officer is housed with the District full time and the other two are present during the school year. The Board were appreciative and thankful for the presence of the officers at North Platte Public Schools.

10. Public Comment

There was no public comment.

11. Action Items

11.1. Request Approval of the 2024-2025 North Platte Public School district budget of disbursements and transfers.

The Board and administration have developed and discussed the 2024-2025 Budget at numerous work sessions and meetings over the last few months to craft this budget document. Board members were complimentary on the process and pleased with the end result.

Motion by Angela Blaesi to approve the 2025-2025 North Platte Public Schools Budget of Disbursements and Transfers second by Cindy O'Connor

Yeas: Matthew Pederson, Emily Garrick, Jo Ann Lundgreen, Cindy O'Connor, Skip Altig and Jo Ann Lundgreen

11.2. Request Approval of 2024-2025 Property Tax Request Resolution.

WHEREAS, Nebraska Revised Statute 77-1632 and 77-1633 provides that the Governing Body of North Platte Public Schools passes by a majority vote a resolution or ordinance setting the tax request; and

WHEREAS, a special public hearing was held as required by law to hear and consider comments concerning the property tax request;

NOW, THEREFORE, the Governing Body of North Platte Public Schools resolves that:

1. The 2024-2025 property tax request be set at:

General Fund:	\$ 29,534,859.00
Bond Fund:	\$ -
Special Building Fund:	\$ 757,576.00
Qualified Capital Purpose	\$ 263,863.00
Undertaking Fund:	

2. The total assessed value of property differs from last year's total assessed value by 8.64 percent.
3. The tax rate which would levy the same amount of property taxes as last year, when multiplied by the new total assessed value of property would be 0.971513 per \$100 of assessed value.
4. North Platte Public Schools proposes to adopt a property tax request that will cause its tax rate to be 0.958154 per \$100 of assessed value.
5. Based on the proposed property tax request and changes in other revenue, the total operating budget of North Platte Public Schools will increase (or decrease) last year's budget by -7.72 percent.
6. A copy of this resolution be certified and forwarded to the County Clerk on or before October 15, 2024.

Motion by Matthew Pederson, seconded by Skip Altig to adopt Property Tax Resolution #090924.

Voting yes were:

Emily Garrick
Jo Ann Lundgreen
Cindy O'Connor
Skip Altig
Angela Blaesi
Matthew Pederson

Voting no were:

Dated this 9th day of September, 2024

11.3. Request approval of School Resource Officer Contract

Dr. Rhodes reported on this contract between North Platte Public Schools and the City of North Platte earlier in the meeting.

Motion by Skip Altig second by Angela Blaesi to approve the School Resource Officer Contract
Yeas: Jo Ann Lundgreen, Cindy O'Connor, Skip Altig, Angela Blaesi, Matthew Pederson and Emily Garrick

11.4. Request approval of 2024-2025 Safety and Security Plans

The Safety and Security Plans for each building have been standardized across the District for ease of use if needed. Dr. Rhodes reported that there is also a committee of 32 staff and stakeholders that make up the safety committee which meets annually.

Motion by Angela Blaesi second by Cindy O'Connor to approve the 2024-2025 Safety and Security Plans

Yeas: Cindy O'Connor, Skip Altig, Angela Blaesi, Matthew Pederson, Emily Garrick, Jo Ann Lundgreen and Cindy O'Connor

12. Future Board Calendar

Future Board meetings and opportunities were discussed.

13. Adjournment

Motion by Angela Blaesi second by Skip Altig to adjourn this regular meeting at 6:35 p.m.

Yeas: Skip Altig, Angela Blaesi, Matthew Pederson, Emily Garrick, Jo Ann Lundgreen and Cindy O'Connor

President, Jo Ann Lundgreen

Secretary, Cindy O'Connor

Special Meeting to Vote on Tax Request Authority

McKinley Education Center
301 West F Street
North Platte, NE 69103-1557
Thursday, September 26, 2024 5:30 PM

1. Open Meeting

2. Roll Call

All Present: Matthew Pederson, Emily Garrick, Jo Ann Lundgreen, Cindy O'Connor, Skip Altig and Angela Blaesi

3. Public Comment

No public comments

4. Request Adoption of a resolution increasing the school district's base growth percentage by up to five percent (5%).

WHEREAS, the Board of Education for Lincoln County School District 56-0001, commonly known as North Platte Public Schools is planning the School District's annual budget for the 2024–2025 school year; and

WHEREAS, the funding needed for the School District to meet its obligations to its students will require an increase in the base growth percentage used to determine the School District's property tax request authority under NEB. REV. STAT. § 79-3403; and

WHEREAS, Nebraska law authorizes the Board, upon an affirmative vote of at least seventy percent (70%) of the Board, to increase such base growth percentage by up to 5 percent (5%).

BE IT THEREFORE RESOLVED that, pursuant to NEB. REV. STAT. § 79-3405(2), the Board hereby increases the base growth percentage used to determine its property tax request authority for the 2024–2025 budget in an amount of up to 5%.

Motion by. Matthew Pederson second by Skip Altig

Yeas: 5

Nays: 1

5. Adjourn

President, JoAnn Lundgreen adjourned this special meeting of the North Platte Public Schools Board at 5:40 p.m.

Committee of the Whole
McKinley Education Center
301 West F Street
North Platte, NE 69103-1557
Thursday, September 26, 2024 5:30 PM

1. Call to Order

2. Posting of the Open Meetings Act

3. Roll Call

All Present: Jo Ann Lundgreen, Cindy O'Connor, Skip Altig, Angela Blaesi, Matthew Blaesi, Matthew Pederson and Emily Garrick

4. Approval of Publication

Motion by Angela Blaesi second by Cindy O'Connor to approve the publication of this meeting
Yeas: Cindy O'Connor, Skip Altig, Angela Blaesi, Matthew Pederson, Emily Garrick and Jo Ann Lundgreen

5. Approval of Agenda

Motion by Emily Garrick second by Angela Blaesi to approve the agenda for this meeting
Yeas: Skip Altig, Angela Blaesi, Matthew Pederson, Emily Garrick, Jo Ann Lundgreen and Cindy O'Connor

6. Pledge of Allegiance

7. Board Engagement

Emily Garrick commented on the positive energy at the downtown homecoming event.

Matthew Pederson also commented positively on the homecoming event. He reported that the North Platte Public Schools Foundation event will be tailgating rather than the Backyard BBQ as in the past. He was happy to announce his pre-school son has learned the Pledge of Allegiance.

Jo Ann Lundgreen commented that she visited Lincoln Elementary School for the 3rd Grade parent breakfast. She feels that is a good way to share information with parents. She also attended a couple of the high school football games. She commented that we have a good custodial staff, especially at the High School, as they work around all the student events. Mrs. Lundgreen attended and visited with Senator Jacobson's at his recent North Platte event. She reminded everyone of the upcoming high school fall play.

Skip Altig noted that 8th grade students marched and played with the high school students at the football game halftime which gives them a taste of what high school band will be like.

8. Public Comment

There was no public comment.

9. Agenda

9.1. LB 1081-Reading Improvement Act Report

Director of Elementary Curriculum, Lyndsey Douglas, noted this act was adopted in 2019-2020 to emphasize strong early reading instruction with the goal of students reading at or above the appropriate level by third grade. Mrs. Douglas outlined the procedures and resources used by NPPSD to attain this goal. She reported that the percentage of our students currently identified as deficient is 23% which is down 6% from last year. Director Douglas also reported that identified students are offered additional reading support during summer break. It was noted that the NPPSD preschool program also helps with meeting this goal.

9.2. Rule 10 Assurances

Superintendent Rhodes reported on the checklist of Rule 10 Assurances. Assurances are required to be submitted to the Nebraska Department of Education to maintain school accreditation. Assurances cover items such as teacher certification, graduation requirements, instructional hours, curriculum, standards, kindergarten admission, state wide assessment, student assistant teams, instructional programs, safety, security, continuous improvement and accountability. Administration is currently working on completing the checklist to be submitted.

9.3. Commissioner's Superintendent Advisory Council Report submit well before the Nov 1 data.

Superintendent Rhodes reported that on Monday September 16th he attended a Superintendent Advisory Council meeting in Scottsbluff with Nebraska Department of Education commissioner Maher. Student cell phone policies were discussed and it was reported that the state testing and accountability contract has been awarded for the 2025-2026 school year. It is likely that the ACT will remain the accountability testing for the High School level. The Nebraska Department of Education was recently awarded a \$55 million Federal literacy grant and the council discussed possible uses and distribution of those funds.

9.4. Sale of Osgood Elementary Discussion

The Board was provided with a memo from legal counsel regarding potentially selling the Osgood Elementary School Building. The building is currently not occupied by students. Executive Director of Finance, Stuart Simpson reported that Osgood was built in 1960 with an addition built in 1977 for a total of 17,570 square feet with 4.83 acres of land. Osgood was originally its own District but was assimilated into NPPSD likely when the area was included into the city limits years ago. Mr. Simpson reported that with electricity, heat, custodial and maintenance it costs approximately \$20,000 a year to keep the building. It was noted that additional new housing that may bring students into that area is unlikely because of the surrounding entities. If additional housing is built south of town, it would more likely be towards Lake Maloney School which could potentially have room for expansion if needed. The memo from legal counsel recommends either sealed bids or the auction of the property. This potential sale will be discussed and voted on in a future meeting of the North Platte Public Schools Board of Education.

10. Adjournment

Motion by Skip Altig second by Cindy O'Connor to adjourn this Committee of the Whole meeting at 6:27 p.m.

Yeas: Angela Blaesi, Matthew Pederson, Emily Garrick, Jo Ann Lundgreen, Cindy O'Connor and Skip Altig

President, Jo Ann Lundgreen

Secretary, Cindy O'Connor

Draft

Expenditure Summary
 Report Description: BOARD REPORT
 Account Year: 25
 Account Periods: 01 - 01
 Dates: 09/02/2024 - 09/30/2024
 North Platte Public School District

Account	Account Description	Original Budget	Adjusted Budget	YTD Encumbrance	Period Expended	YTD Expended	Available Balance	Percent
1100	REGULAR INSTRUCTION							
1100	REGULAR INSTRUCTION							
	111 TEACHERS/PROFESSIONALS	\$8,101,481.00	\$8,101,481.00	\$0.00	\$701,322.72	\$701,322.72	\$7,400,158.28	8.66
	112 PARAPROFESSIONALS	\$218,513.00	\$218,513.00	\$0.00	\$18,020.64	\$18,020.64	\$200,492.36	8.25
	123 SUBSTITUTE TEACHERS	\$382,000.00	\$382,000.00	\$0.00	\$16,470.00	\$16,470.00	\$365,530.00	4.31
	124 TEMPORARY EMP TECHNICAL STAFF	\$14,000.00	\$14,000.00	\$0.00	\$1,000.00	\$1,000.00	\$13,000.00	7.14
	150 STIPEND NON-INSTRUCTIONAL	\$0.00	\$0.00	\$0.00	\$1,000.00	\$1,000.00	-\$1,000.00	0.00
	151 INCENTIVE PROFESSIONAL STAFF	\$876,060.00	\$876,060.00	\$0.00	\$66,444.25	\$66,444.25	\$809,615.75	7.58
	210 HEALTH CARE NON-INSTRUCTIONAL	-\$39,966.00	-\$39,966.00	\$0.00	\$0.00	\$0.00	-\$39,966.00	0.00
	211 HEALTH CARE PROFESSIONAL	\$1,761,705.00	\$1,761,705.00	\$0.00	\$155,371.25	\$155,371.25	\$1,606,333.75	8.82
	212 HEALTH CARE PARAPROFESSIONALS	\$37,184.00	\$37,184.00	\$0.00	\$2,733.11	\$2,733.11	\$34,450.89	7.35
	220 FICA NON INSTRUCTIONAL	\$0.00	\$0.00	\$0.00	\$76.50	\$76.50	-\$76.50	0.00
	221 FICA PROFESSIONAL	\$669,922.00	\$669,922.00	\$0.00	\$57,054.92	\$57,054.92	\$612,867.08	8.52
	222 FICA PARAPROFESSIONAL	\$15,236.00	\$15,236.00	\$0.00	\$1,315.64	\$1,315.64	\$13,920.36	8.64
	223 FICA SUBSTITUTES	\$39,920.00	\$39,920.00	\$0.00	\$1,260.05	\$1,260.05	\$38,659.95	3.16
	224 FICA TECHNICAL	\$1,071.00	\$1,071.00	\$0.00	\$76.50	\$76.50	\$994.50	7.14
	230 RETIREMENT NON INSTRUCTIONAL	\$0.00	\$0.00	\$0.00	\$98.77	\$98.77	-\$98.77	0.00
	231 RETIREMENT PROFESSIONAL	\$843,990.00	\$843,990.00	\$0.00	\$75,355.41	\$75,355.41	\$768,634.59	8.93
	232 RETIREMENT PARAPROFESSIONALS	\$8,898.00	\$8,898.00	\$0.00	\$1,476.22	\$1,476.22	\$7,421.78	16.59
	233 RETIREMENT SUBS	\$0.00	\$0.00	\$0.00	\$7.41	\$7.41	-\$7.41	0.00
	237 EXTRA RETIREMENT	-\$250,000.00	-\$250,000.00	\$0.00	\$0.00	\$0.00	-\$250,000.00	0.00
	281 HEALTH BENEFITS FOR TEACHERS	\$91,000.00	\$91,000.00	\$0.00	\$10,833.40	\$10,833.40	\$80,166.60	11.90
	333 MILEAGE STAFF	\$620.00	\$620.00	\$0.00	\$0.00	\$0.00	\$620.00	0.00
	340 OTHER PROFESSIONAL SERVICES	\$5,000.00	\$5,000.00	\$0.00	\$8,783.03	\$8,783.03	-\$3,783.03	175.66
	580 TRAVEL-MEAL,HOTEL,RENTAL	\$11,000.00	\$11,000.00	\$0.00	\$695.00	\$695.00	\$10,305.00	6.32
	610 GENERAL SUPPLIES	\$295,580.00	\$295,580.00	\$6,601.27	\$8,369.45	\$8,369.45	\$280,609.28	5.06
	612 COPY COST	\$53,200.00	\$53,200.00	\$0.00	\$2,128.82	\$2,128.82	\$51,071.18	4.00
	625 CONSUMABLES	\$1,000.00	\$1,000.00	\$0.00	\$0.00	\$0.00	\$1,000.00	0.00
	640 BOOKS/PERIODICALS	\$3,000.00	\$3,000.00	\$2,362.80	\$0.00	\$0.00	\$637.20	78.76
	733 FURNITURE AND FIXTURES	\$92,500.00	\$92,500.00	\$38,889.24	\$49,876.80	\$49,876.80	\$3,733.96	95.96
	734 TECHNOLOGY HARDWARE	\$100.00	\$100.00	\$0.00	\$0.00	\$0.00	\$100.00	0.00
	890 MISCELLANEOUS EXPENDITURES	\$9,981.00	\$9,981.00	\$0.00	\$157.79	\$157.79	\$9,823.21	1.58
	1100 REGULAR INSTRUCTION	\$13,242,995.00	\$13,242,995.00	\$47,853.31	\$1,179,927.68	\$1,179,927.68	\$12,015,214.01	9.27

Expenditure Summary
 Report Description: BOARD REPORT
 Account Year: 25
 Account Periods: 01 - 01
 Dates: 09/02/2024 - 09/30/2024
 North Platte Public School District

Account	Account Description	Original Budget	Adjusted Budget	YTD Encumbrance	Period Expended	YTD Expended	Available Balance	Percent
1100	REGULAR INSTRUCTION							
1125	FLEX FUNDING							
333	MILEAGE STAFF	\$350.00	\$350.00	\$0.00	\$0.00	\$0.00	\$350.00	0.00
340	OTHER PROFESSIONAL SERVICES	\$1,000.00	\$1,000.00	\$0.00	\$0.00	\$0.00	\$1,000.00	0.00
352	OTHER TECHNICAL SERVICES	\$100.00	\$100.00	\$0.00	\$0.00	\$0.00	\$100.00	0.00
382	DISTANCE EDUCATION ONLY	\$200.00	\$200.00	\$0.00	\$0.00	\$0.00	\$200.00	0.00
610	GENERAL SUPPLIES	\$6,000.00	\$6,000.00	\$0.00	\$0.00	\$0.00	\$6,000.00	0.00
733	FURNITURE AND FIXTURES	\$500.00	\$500.00	\$0.00	\$0.00	\$0.00	\$500.00	0.00
1125	FLEX FUNDING	\$8,150.00	\$8,150.00	\$0.00	\$0.00	\$0.00	\$8,150.00	0.00
1150	LIMITED ENGLISH PROFICIENCY PROGRAM							
111	TEACHERS/PROFESSIONALS	\$166,054.00	\$166,054.00	\$0.00	\$14,076.75	\$14,076.75	\$151,977.25	8.48
112	PARAPROFESSIONALS	\$102,956.00	\$102,956.00	\$0.00	\$8,526.76	\$8,526.76	\$94,429.24	8.28
151	INCENTIVE PROFESSIONAL STAFF	\$0.00	\$0.00	\$0.00	\$573.50	\$573.50	-\$573.50	0.00
211	HEALTH CARE PROFESSIONAL	\$7,069.00	\$7,069.00	\$0.00	\$5,575.92	\$5,575.92	\$1,493.08	9.77
212	HEALTH CARE PARAPROFESSIONALS	\$19,138.00	\$19,138.00	\$0.00	\$1,035.57	\$1,035.57	\$18,102.43	5.41
221	FICA PROFESSIONAL	\$12,424.00	\$12,424.00	\$0.00	\$1,113.16	\$1,113.16	\$11,310.84	8.96
222	FICA PARAPROFESSIONAL	\$7,875.00	\$7,875.00	\$0.00	\$649.71	\$649.71	\$7,225.29	8.25
231	RETIREMENT PROFESSIONAL	\$16,041.00	\$16,041.00	\$0.00	\$1,447.12	\$1,447.12	\$14,593.88	9.02
232	RETIREMENT PARAPROFESSIONALS	\$10,169.00	\$10,169.00	\$0.00	\$842.25	\$842.25	\$9,326.75	8.28
333	MILEAGE STAFF	\$4,000.00	\$4,000.00	\$0.00	\$0.00	\$0.00	\$4,000.00	0.00
340	OTHER PROFESSIONAL SERVICES	\$1,000.00	\$1,000.00	\$0.00	\$25.00	\$25.00	\$975.00	2.50
580	TRAVEL:MEAL,HOTEL,RENTAL	\$1,000.00	\$1,000.00	\$0.00	\$0.00	\$0.00	\$1,000.00	0.00
610	GENERAL SUPPLIES	\$2,000.00	\$2,000.00	\$875.00	\$0.00	\$0.00	\$1,125.00	43.75
1150	LIMITED ENGLISH PROFICIENCY PROGRAM	\$399,726.00	\$399,726.00	\$875.00	\$33,865.74	\$33,865.74	\$364,985.26	8.69

Expenditure Summary

Report Description: BOARD REPORT Account Year: 25 Account Periods: 01 - 01 Dates: 09/02/2024 - 09/30/2024

Account	Account Description	Original Budget	Adjusted Budget	YTD Encumbrance	Period Expended	YTD Expended	Available Balance	Percent
1100	REGULAR INSTRUCTION	\$288,074.00	\$288,074.00	\$0.00	\$3,385.68	\$3,385.68	\$284,688.32	1.18
1160	POVERTY PROGRAM	\$4,224,207.00	\$4,224,207.00	\$0.00	\$341,259.51	\$341,259.51	\$3,882,947.49	8.08
	110 CLERICAL_BUSDIVERS	\$180,016.00	\$180,016.00	\$0.00	\$14,249.06	\$14,249.06	\$165,766.94	7.92
	111 TEACHERS/PROFESSIONALS	\$186,000.00	\$186,000.00	\$0.00	\$13,438.58	\$13,438.58	\$172,561.42	7.23
	112 PARAPROFESSIONALS	-\$750,000.00	-\$750,000.00	\$0.00	\$0.00	\$0.00	-\$750,000.00	0.00
	116 PROFESSIONAL NON-CERTIFIED	\$35,000.00	\$35,000.00	\$0.00	\$5,115.00	\$5,115.00	\$29,885.00	14.61
	122 TEMPORARY EMP PARAPROFESSIONALS	\$0.00	\$0.00	\$0.00	\$15.50	\$15.50	-\$15.50	0.00
	123 SUBSTITUTE TEACHERS	\$8,477.00	\$8,477.00	\$0.00	\$714.01	\$714.01	\$7,762.99	8.42
	151 INCENTIVE PROFESSIONAL STAFF	\$779,346.00	\$779,346.00	\$0.00	\$63,688.66	\$63,688.66	\$715,657.34	8.17
	210 HEALTH CARE NON-INSTRUCTIONAL	\$45,438.00	\$45,438.00	\$0.00	\$2,491.93	\$2,491.93	\$42,946.07	5.48
	211 HEALTH CARE PROFESSIONAL	\$11,375.00	\$11,375.00	\$0.00	\$258.14	\$258.14	\$11,116.86	2.27
	212 HEALTH CARE PARAPROFESSIONALS	\$301,300.00	\$301,300.00	\$0.00	\$24,430.86	\$24,430.86	\$276,869.14	8.11
	220 FICA NON INSTRUCTIONAL	\$12,814.00	\$12,814.00	\$0.00	\$1,026.71	\$1,026.71	\$11,787.29	8.01
	221 FICA PROFESSIONAL	\$8,328.00	\$8,328.00	\$0.00	\$391.28	\$391.28	\$7,936.72	4.70
	222 FICA PARAPROFESSIONAL	\$13,759.00	\$13,759.00	\$0.00	\$1,027.61	\$1,027.61	\$12,731.39	7.47
	223 FICA SUBSTITUTES	\$3,712.00	\$3,712.00	\$0.00	\$334.43	\$334.43	\$3,377.57	9.01
	226 FICA NC PROFESSIONAL	\$386,339.00	\$386,339.00	\$0.00	\$33,710.43	\$33,710.43	\$352,628.57	8.73
	230 RETIREMENT NON INSTRUCTIONAL	\$15,326.00	\$15,326.00	\$0.00	\$1,407.50	\$1,407.50	\$13,918.50	9.18
	231 RETIREMENT PROFESSIONAL	\$17,765.00	\$17,765.00	\$0.00	\$1,327.44	\$1,327.44	\$16,437.56	7.47
	232 RETIREMENT PARAPROFESSIONALS	\$45,500.00	\$45,500.00	\$0.00	\$9,750.06	\$9,750.06	\$35,749.94	21.43
	236 RETIREMENT NC PROFESSIONAL	\$0.00	\$0.00	\$0.00	\$12.49	\$12.49	-\$12.49	0.00
	281 HEALTH BENEFITS FOR TEACHERS	\$300,400.00	\$300,400.00	\$0.00	\$5,718.70	\$5,718.70	\$294,681.30	1.90
	290 LONG TERM DISABILITY	\$0.00	\$0.00	\$0.00	\$100.00	\$100.00	-\$100.00	0.00
	340 OTHER PROFESSIONAL SERVICES	\$25,000.00	\$25,000.00	\$0.00	\$0.00	\$0.00	\$25,000.00	0.00
	382 DISTANCE EDUCATION ONLY	\$2,950.00	\$2,950.00	\$0.00	\$0.00	\$0.00	\$2,950.00	0.00
	442 RENTALS	\$104,366.08	\$104,366.08	\$7,117.22	\$4,005.48	\$4,005.48	\$93,243.38	10.66
	580 TRAVEL:MEAL,HOTEL,RENTAL	\$48,000.00	\$48,000.00	\$1,105.74	\$9,465.75	\$9,465.75	\$37,428.51	22.02
	610 GENERAL SUPPLIES	\$18,703.00	\$18,703.00	\$0.00	\$78.74	\$78.74	\$18,624.26	0.42
	612 COPY COST	\$165,000.00	\$165,000.00	\$0.00	\$10,655.48	\$10,655.48	\$154,344.52	6.46
	625 CONSUMABLES	\$21,700.00	\$21,700.00	\$0.00	\$7,787.15	\$7,787.15	\$13,912.85	35.89
	630 FOOD:FOOD SERVICES	\$43,211.00	\$43,211.00	\$0.00	\$74.39	\$74.39	\$43,136.61	0.17
	733 FURNITURE AND FIXTURES	\$6,542,106.08	\$6,542,106.08	\$8,222.96	\$555,920.57	\$555,920.57	\$5,977,962.55	8.62
	890 MISCELLANEOUS EXPENDITURES							
	1160 POVERTY PROGRAM							

Expenditure Summary

Report Description: BOARD REPORT Account Year: 25 Account Periods: 01 - 01 Dates: 09/02/2024 - 09/30/2024 North Platte Public School District

Account	Account Description	Original Budget	Adjusted Budget	YTD Encumbrance	Period Expended	YTD Expended	Available Balance	Percent
1100	REGULAR INSTRUCTION							
1190	PRE SCHOOL PROGRAM							
111	TEACHERS/PROFESSIONALS	\$395,231.00	\$395,231.00	\$0.00	\$32,708.75	\$32,708.75	\$362,522.25	8.28
112	PARAPROFESSIONALS	\$126,143.00	\$126,143.00	\$0.00	\$6,488.61	\$6,488.61	\$119,654.39	5.14
211	HEALTH CARE PROFESSIONAL	\$41,703.00	\$41,703.00	\$0.00	\$3,334.03	\$3,334.03	\$38,368.97	7.99
212	HEALTH CARE PARAPROFESSIONALS	\$28,707.00	\$28,707.00	\$0.00	\$1,440.88	\$1,440.88	\$27,266.12	5.02
221	FICA PROFESSIONAL	\$13,672.00	\$13,672.00	\$0.00	\$2,572.37	\$2,572.37	\$11,099.63	18.81
222	FICA PARAPROFESSIONAL	\$9,649.00	\$9,649.00	\$0.00	\$485.92	\$485.92	\$9,163.08	5.04
231	RETIREMENT PROFESSIONAL	\$46,682.00	\$46,682.00	\$0.00	\$3,230.90	\$3,230.90	\$43,451.10	6.92
232	RETIREMENT PARAPROFESSIONALS	\$12,461.00	\$12,461.00	\$0.00	\$640.93	\$640.93	\$11,820.07	5.14
281	HEALTH BENEFITS FOR TEACHERS	\$6,500.00	\$6,500.00	\$0.00	\$1,625.01	\$1,625.01	\$4,874.99	25.00
333	MILEAGE STAFF	\$0.00	\$0.00	\$0.00	\$68.35	\$68.35	-\$68.35	0.00
610	GENERAL SUPPLIES	\$19,570.78	\$19,570.78	\$0.00	\$134.00	\$134.00	\$19,436.78	0.68
630	FOOD:FOOD SERVICES	\$0.00	\$0.00	\$0.00	\$2,212.65	\$2,212.65	-\$2,212.65	0.00
1190	PRE SCHOOL PROGRAM	\$700,318.78	\$700,318.78	\$0.00	\$54,942.40	\$54,942.40	\$645,376.38	7.85
1100	REGULAR INSTRUCTION	\$20,893,295.86	\$20,893,295.86	\$56,951.27	\$1,824,656.39	\$1,824,656.39	\$19,011,688.20	9.01
1200	SPECIAL EDUCATION							
1200	SPECIAL EDUCATION - NON REIMB							
151	INCENTIVE PROFESSIONAL STAFF	\$180,000.00	\$180,000.00	\$0.00	\$0.00	\$0.00	\$180,000.00	0.00
210	HEALTH CARE NON-INSTRUCTIONAL	\$40,000.00	\$40,000.00	\$0.00	\$0.00	\$0.00	\$40,000.00	0.00
220	FICA NON INSTRUCTIONAL	\$11,500.00	\$11,500.00	\$0.00	\$0.00	\$0.00	\$11,500.00	0.00
230	RETIREMENT NON INSTRUCTIONAL	\$12,000.00	\$12,000.00	\$0.00	\$0.00	\$0.00	\$12,000.00	0.00
340	OTHER PROFESSIONAL SERVICES	\$10,000.00	\$10,000.00	\$0.00	\$171.89	\$171.89	\$9,828.11	1.72
352	OTHER TECHNICAL SERVICES	\$10,000.00	\$10,000.00	\$4,922.00	\$5,105.00	\$5,105.00	-\$27.00	100.27
382	DISTANCE EDUCATION ONLY	\$1,000.00	\$1,000.00	\$0.00	\$129.63	\$129.63	\$870.37	12.96
410	UTILITY SERVICES (Water/Sewer)	\$500.00	\$500.00	\$0.00	\$67.48	\$67.48	\$432.52	13.50
610	GENERAL SUPPLIES	\$2,000.00	\$2,000.00	\$0.00	\$0.00	\$0.00	\$2,000.00	0.00
612	COPY COST	\$8,000.00	\$8,000.00	\$404.11	\$0.00	\$0.00	\$7,595.89	5.05
621	HEATING FUEL	\$1,000.00	\$1,000.00	\$0.00	\$0.00	\$0.00	\$1,000.00	0.00
622	ENERGY:ELECTRICITY	\$1,050.00	\$1,050.00	\$0.00	\$119.78	\$119.78	\$930.22	11.41
733	FURNITURE AND FIXTURES	\$2,500.00	\$2,500.00	\$0.00	\$0.00	\$0.00	\$2,500.00	0.00
1200	SPECIAL EDUCATION - NON REIMB	\$279,550.00	\$279,550.00	\$5,326.11	\$5,593.78	\$5,593.78	\$268,630.11	3.91

Expenditure Summary

Report Description: BOARD REPORT Account Year: 25 Account Periods: 01 - 01 Dates: 09/02/2024 - 09/30/2024

Account	Account Description	Original Budget	Adjusted Budget	YTD Encumbrance	Period Expended	YTD Expended	Available Balance	Percent
1200	SPECIAL EDUCATION							
1210	PROGRAM DIRECTOR							
110	CLERICAL_BUSDIVERS	\$62,452.00	\$62,452.00	\$0.00	\$4,420.99	\$4,420.99	\$58,031.01	7.08
111	TEACHERS/PROFESSIONALS	\$141,315.00	\$141,315.00	\$0.00	\$11,776.25	\$11,776.25	\$129,538.75	8.33
210	HEALTH CARE NON-INSTRUCIONAL	\$8,477.00	\$8,477.00	\$0.00	\$2,031.50	\$2,031.50	\$6,445.50	23.96
211	HEALTH CARE NON-INSTRUCIONAL	\$24,378.00	\$24,378.00	\$0.00	\$2,031.50	\$2,031.50	\$22,346.50	8.33
220	FICA NON INSTRUCIONAL	\$4,778.00	\$4,778.00	\$0.00	\$338.20	\$338.20	\$4,439.80	7.08
221	FICA PROFESSIONAL	\$10,811.00	\$10,811.00	\$0.00	\$865.28	\$865.28	\$9,945.72	8.00
230	RETIREMENT NON INSTRUCIONAL	\$6,169.00	\$6,169.00	\$0.00	\$436.70	\$436.70	\$5,732.30	7.08
231	RETIREMENT PROFESSIONAL	\$13,958.00	\$13,958.00	\$0.00	\$1,163.23	\$1,163.23	\$12,794.77	8.33
333	MILEAGE STAFF	\$2,500.00	\$2,500.00	\$0.00	\$0.00	\$0.00	\$2,500.00	0.00
580	TRAVEL:MEAL,HOTEL,RENTAL	\$3,500.00	\$3,500.00	\$630.00	\$1,660.00	\$1,660.00	\$1,210.00	65.43
810	DUES AND FEES	\$1,000.00	\$1,000.00	\$0.00	\$0.00	\$0.00	\$1,000.00	0.00
1210	PROGRAM DIRECTOR	\$279,338.00	\$279,338.00	\$630.00	\$24,723.65	\$24,723.65	\$253,984.35	9.08
1220	RESOURCE PROGRAMS							
111	TEACHERS/PROFESSIONALS	\$2,005,623.00	\$2,005,623.00	\$0.00	\$156,995.62	\$156,995.62	\$1,848,627.38	7.83
112	PARAPROFESSIONALS	\$1,383,961.00	\$1,383,961.00	\$0.00	\$129,474.81	\$129,474.81	\$1,254,486.19	9.36
123	SUBSTITUTE TEACHERS	\$50,000.00	\$50,000.00	\$0.00	\$1,994.00	\$1,994.00	\$48,006.00	3.99
151	INCENTIVE PROFESSIONAL STAFF	\$15,000.00	\$15,000.00	\$0.00	\$9,569.75	\$9,569.75	\$5,430.25	63.80
211	HEALTH CARE PROFESSIONAL	\$336,644.00	\$336,644.00	\$0.00	\$28,203.17	\$28,203.17	\$308,440.83	8.38
212	HEALTH CARE PARAPROFESSIONALS	\$357,723.00	\$357,723.00	\$0.00	\$27,328.12	\$27,328.12	\$330,394.88	7.64
221	FICA PROFESSIONAL	\$148,912.00	\$148,912.00	\$0.00	\$12,627.92	\$12,627.92	\$136,284.08	8.48
222	FICA PARAPROFESSIONAL	\$107,936.00	\$107,936.00	\$0.00	\$9,695.03	\$9,695.03	\$98,240.97	8.98
223	FICA SUBSTITUTES	\$0.00	\$0.00	\$0.00	\$152.52	\$152.52	-\$152.52	0.00
231	RETIREMENT PROFESSIONAL	\$192,274.00	\$192,274.00	\$0.00	\$16,452.95	\$16,452.95	\$175,821.05	8.56
232	RETIREMENT PARAPROFESSIONALS	\$131,692.00	\$131,692.00	\$0.00	\$12,607.11	\$12,607.11	\$119,084.89	9.57
233	RETIREMENT SUBS	\$0.00	\$0.00	\$0.00	\$50.28	\$50.28	-\$50.28	0.00
281	HEALTH BENEFITS FOR TEACHERS	\$6,500.00	\$6,500.00	\$0.00	\$3,250.02	\$3,250.02	\$3,249.98	50.00
333	MILEAGE STAFF	\$4,500.00	\$4,500.00	\$0.00	\$0.00	\$0.00	\$4,500.00	0.00
340	OTHER PROFESSIONAL SERVICES	\$10,000.00	\$10,000.00	\$0.00	\$0.00	\$0.00	\$10,000.00	0.00
352	OTHER TECHNICAL SERVICES	\$5,000.00	\$5,000.00	\$0.00	\$0.00	\$0.00	\$5,000.00	0.00
531	POSTAGE	\$950.00	\$950.00	\$0.00	\$0.00	\$0.00	\$950.00	0.00
580	TRAVEL:MEAL,HOTEL,RENTAL	\$3,500.00	\$3,500.00	\$1,030.00	\$0.00	\$0.00	\$2,470.00	29.43
610	GENERAL SUPPLIES	\$35,000.00	\$35,000.00	\$36.00	\$538.02	\$538.02	\$34,425.98	1.64
733	FURNITURE AND FIXTURES	\$5,000.00	\$5,000.00	\$0.00	\$0.00	\$0.00	\$5,000.00	0.00
890	MISCELLANEOUR EXPENDITURES	\$10,000.00	\$10,000.00	\$0.00	\$1,206.00	\$1,206.00	\$8,794.00	12.06
1220	RESOURCE PROGRAMS	\$4,810,215.00	\$4,810,215.00	\$1,066.00	\$410,145.32	\$410,145.32	\$4,399,003.68	8.55

Expenditure Summary

Report Description: BOARD REPORT Account Year: 25 Account Periods: 01 - 01 Dates: 09/02/2024 - 09/30/2024

Account	Account Description	Original Budget	Adjusted Budget	YTD Encumbrance	Period Expended	YTD Expended	Available Balance	Percent
1200	SPECIAL EDUCATION							
1230	CONTRACTED PROGRAMS							
340	OTHER PROFESSIONAL SERVICES	\$150,000.00	\$150,000.00	\$43,362.42	\$36,117.50	\$36,117.50	\$70,520.08	52.99
1230	CONTRACTED PROGRAMS	\$150,000.00	\$150,000.00	\$43,362.42	\$36,117.50	\$36,117.50	\$70,520.08	52.99
1291	SPED AGE 3-5							
112	PARAPROFESSIONALS	\$243,022.00	\$243,022.00	\$0.00	\$21,379.52	\$21,379.52	\$221,642.48	8.80
151	INCENTIVE PROFESSIONAL STAFF	\$16,000.00	\$16,000.00	\$0.00	\$7,547.44	\$7,547.44	\$8,452.56	47.17
211	HEALTH CARE PROFESSIONAL	\$0.00	\$0.00	\$0.00	\$111.18	\$111.18	-\$111.18	0.00
212	HEALTH CARE PARAPROFESSIONALS	\$57,414.00	\$57,414.00	\$0.00	\$4,322.64	\$4,322.64	\$53,091.36	7.53
221	FICA PROFESSIONAL	\$0.00	\$0.00	\$0.00	\$573.30	\$573.30	-\$573.30	0.00
222	FICA PARAPROFESSIONAL	\$14,075.00	\$14,075.00	\$0.00	\$1,627.23	\$1,627.23	\$12,447.77	11.56
231	RETIREMENT PROFESSIONAL	\$0.00	\$0.00	\$0.00	\$745.53	\$745.53	-\$745.53	0.00
232	RETIREMENT PARAPROFESSIONALS	\$16,264.00	\$16,264.00	\$0.00	\$2,111.82	\$2,111.82	\$14,152.18	12.98
333	MILEAGE STAFF	\$6,000.00	\$6,000.00	\$0.00	\$178.35	\$178.35	\$5,821.65	2.97
340	OTHER PROFESSIONAL SERVICES	\$10,000.00	\$10,000.00	\$0.00	\$0.00	\$0.00	\$10,000.00	0.00
352	OTHER TECHNICAL SERVICES	\$1,000.00	\$1,000.00	\$0.00	\$0.00	\$0.00	\$1,000.00	0.00
382	DISTANCE EDUCATION ONLY	\$500.00	\$500.00	\$0.00	\$15.02	\$15.02	\$484.98	3.00
580	TRAVEL:MEAL,HOTEL,RENTAL	\$500.00	\$500.00	\$0.00	\$0.00	\$0.00	\$500.00	0.00
610	GENERAL SUPPLIES	\$2,500.00	\$2,500.00	\$0.00	\$0.00	\$0.00	\$2,500.00	0.00
1291	SPED AGE 3-5	\$367,275.00	\$367,275.00	\$0.00	\$38,612.03	\$38,612.03	\$328,662.97	10.51
1200	SPECIAL EDUCATION	\$5,886,378.00	\$5,886,378.00	\$50,384.53	\$515,192.28	\$515,192.28	\$5,320,801.19	9.61
1300	SUMMER SCHOOLS							
151	INCENTIVE PROFESSIONAL STAFF	\$60,000.00	\$60,000.00	\$0.00	\$0.00	\$0.00	\$60,000.00	0.00
222	FICA PARAPROFESSIONAL	\$4,590.00	\$4,590.00	\$0.00	\$0.00	\$0.00	\$4,590.00	0.00
231	RETIREMENT PROFESSIONAL	\$5,926.00	\$5,926.00	\$0.00	\$0.00	\$0.00	\$5,926.00	0.00
610	GENERAL SUPPLIES	\$3,000.00	\$3,000.00	\$0.00	\$0.00	\$0.00	\$3,000.00	0.00
1300	SUMMER SCHOOLS	\$73,516.00	\$73,516.00	\$0.00	\$0.00	\$0.00	\$73,516.00	0.00
1300	SUMMER SCHOOL	\$73,516.00	\$73,516.00	\$0.00	\$0.00	\$0.00	\$73,516.00	0.00

Expenditure Summary

Report Description: BOARD REPORT Account Year: 25 Account Periods: 01 - 01 Dates: 09/02/2024 - 09/30/2024 North Platte Public School District

Account	Account Description	Original Budget	Adjusted Budget	YTD Encumbrance	Period Expended	YTD Expended	Available Balance	Percent
2100	PUPIL SUPPORT							
2110	ATTENDANCE/SOCIAL WORK							
112	PARAPROFESSIONALS	\$9,173.00	\$9,173.00	\$0.00	\$777.13	\$777.13	\$8,395.87	8.47
216	HEALTH CARE NC PROFESSIONAL	\$24,378.00	\$24,378.00	\$0.00	\$0.00	\$0.00	\$24,378.00	0.00
222	FICA PARAPROFESSIONAL	\$702.00	\$702.00	\$0.00	\$59.45	\$59.45	\$642.55	8.47
226	FICA NC PROFESSIONAL	\$4,207.00	\$4,207.00	\$0.00	\$0.00	\$0.00	\$4,207.00	0.00
232	RETIREMENT PARAPROFESSIONALS	\$0.00	\$0.00	\$0.00	\$76.76	\$76.76	-\$76.76	0.00
236	RETIREMENT NC PROFESSIONAL	\$5,432.00	\$5,432.00	\$0.00	\$0.00	\$0.00	\$5,432.00	0.00
340	OTHER PROFESSIONAL SERVICES	\$29,700.00	\$29,700.00	\$0.00	\$0.00	\$0.00	\$29,700.00	0.00
580	TRAVEL:MEAL,HOTEL,RENTAL	\$5,000.00	\$5,000.00	\$0.00	\$0.00	\$0.00	\$5,000.00	0.00
610	GENERAL SUPPLIES	\$2,500.00	\$2,500.00	\$0.00	\$0.00	\$0.00	\$2,500.00	0.00
735	TECHNOLOGY SOFTWARE	\$0.00	\$0.00	\$6,750.00	\$0.00	\$0.00	-\$6,750.00	0.00
890	MISCELLANEOUR EXPENDITURES	\$4,000.00	\$4,000.00	\$0.00	\$8.88	\$8.88	\$3,991.12	0.22
2110	ATTENDANCE/SOCIAL WORK	\$85,092.00	\$85,092.00	\$6,750.00	\$922.22	\$922.22	\$77,419.78	9.02
2120	GUIDANCE							
110	CLERICAL_BUSDRIVERS	\$101,370.00	\$101,370.00	\$0.00	\$10,021.51	\$10,021.51	\$91,348.49	9.89
111	TEACHERS/PROFESSIONALS	\$890,273.00	\$890,273.00	\$0.00	\$72,948.85	\$72,948.85	\$817,324.15	8.19
210	HEALTH CARE NON-INSTRUCTIONAL	\$26,632.00	\$26,632.00	\$0.00	\$2,233.36	\$2,233.36	\$24,398.64	8.39
211	HEALTH CARE PROFESSIONAL	\$114,260.00	\$114,260.00	\$0.00	\$8,309.95	\$8,309.95	\$105,950.05	7.27
220	FICA NON INSTRUCTIONAL	\$7,754.00	\$7,754.00	\$0.00	\$765.23	\$765.23	\$6,988.77	9.87
221	FICA PROFESSIONAL	\$55,672.00	\$55,672.00	\$0.00	\$5,698.93	\$5,698.93	\$49,973.07	10.24
230	RETIREMENT NON INSTRUCTIONAL	\$10,013.00	\$10,013.00	\$0.00	\$989.90	\$989.90	\$9,023.10	9.89
231	RETIREMENT PROFESSIONAL	\$71,880.00	\$71,880.00	\$0.00	\$7,205.75	\$7,205.75	\$64,674.25	10.02
281	HEALTH BENEFITS FOR TEACHERS	\$0.00	\$0.00	\$0.00	\$2,166.68	\$2,166.68	-\$2,166.68	0.00
580	TRAVEL:MEAL,HOTEL,RENTAL	\$2,200.00	\$2,200.00	\$0.00	\$0.00	\$0.00	\$2,200.00	0.00
610	GENERAL SUPPLIES	\$8,218.00	\$8,218.00	\$0.00	\$0.00	\$0.00	\$8,218.00	0.00
2120	GUIDANCE	\$1,288,272.00	\$1,288,272.00	\$0.00	\$110,340.16	\$110,340.16	\$1,177,931.84	8.56

Expenditure Summary

Report Description: BOARD REPORT Account Year: 25 Account Periods: 01 - 01 Dates: 09/02/2024 - 09/30/2024 North Platte Public School District

Account	Account Description	Original Budget	Adjusted Budget	YTD Encumbrance	Period Expended	YTD Expended	Available Balance	Percent
2100	PUPIL SUPPORT							
2130	HEALTH SERVICES							
112	PARAPROFESSIONALS	\$33,670.00	\$33,670.00	\$0.00	\$3,764.08	\$3,764.08	\$29,905.92	11.18
116	PROFESSIONAL NON-CERTIFIED	\$366,000.00	\$366,000.00	\$0.00	\$39,565.14	\$39,565.14	\$326,434.86	10.81
123	SUBSTITUTE TEACHERS	\$15,000.00	\$15,000.00	\$0.00	\$764.05	\$764.05	\$14,235.95	5.09
156	SALARIES-PROFESSIONAL NON CERTIFIED	\$0.00	\$0.00	\$0.00	\$6,298.45	\$6,298.45	-\$6,298.45	0.00
212	HEALTH CARE PARAPROFESSIONALS	\$24,378.00	\$24,378.00	\$0.00	\$2,031.50	\$2,031.50	\$22,346.50	8.33
216	HEALTH CARE NC PROFESSIONAL	\$23,902.00	\$23,902.00	\$0.00	\$5,799.19	\$5,799.19	\$18,102.81	24.26
222	FICA PARAPROFESSIONAL	\$2,576.00	\$2,576.00	\$0.00	\$285.53	\$285.53	\$2,290.47	11.08
223	FICA SUBSTITUTES	\$1,148.00	\$1,148.00	\$0.00	\$58.45	\$58.45	\$1,089.55	5.09
226	FICA NC PROFESSIONAL	\$21,241.00	\$21,241.00	\$0.00	\$3,507.47	\$3,507.47	\$17,733.53	16.51
232	RETIREMENT PARAPROFESSIONALS	\$3,326.00	\$3,326.00	\$0.00	\$371.81	\$371.81	\$2,954.19	11.18
236	RETIREMENT NC PROFESSIONAL	\$24,102.00	\$24,102.00	\$0.00	\$4,451.29	\$4,451.29	\$19,650.71	18.47
286	HEALTH BENEFITS PROFESSIONALS	\$13,000.00	\$13,000.00	\$0.00	\$1,083.34	\$1,083.34	\$11,916.66	8.33
333	MILEAGE STAFF	\$2,500.00	\$2,500.00	\$0.00	\$0.00	\$0.00	\$2,500.00	0.00
580	TRAVEL:MEAL,HOTEL,RENTAL	\$5,000.00	\$5,000.00	\$0.00	-\$110.00	-\$110.00	\$5,110.00	-2.20
610	GENERAL SUPPLIES	\$10,000.00	\$10,000.00	\$399.99	\$2,012.41	\$2,012.41	\$7,587.60	24.12
630	FOOD:FOOD SERVICES	\$0.00	\$0.00	\$0.00	\$30.40	\$30.40	-\$30.40	0.00
890	MISCELLANEOUR EXPENDITURES	\$0.00	\$0.00	\$0.00	\$55.00	\$55.00	-\$55.00	0.00
2130	HEALTH SERVICES	\$545,843.00	\$545,843.00	\$399.99	\$69,968.11	\$69,968.11	\$475,474.90	12.89
2140	PSYCHOLOGICAL SERVICES							
111	TEACHERS/PROFESSIONALS	\$57,732.00	\$57,732.00	\$0.00	\$5,445.75	\$5,445.75	\$52,286.25	9.43
221	FICA PROFESSIONAL	\$4,317.00	\$4,317.00	\$0.00	\$416.60	\$416.60	\$3,900.40	9.65
231	RETIREMENT PROFESSIONAL	\$5,574.00	\$5,574.00	\$0.00	\$537.92	\$537.92	\$5,036.08	9.65
2140	PSYCHOLOGICAL SERVICES	\$67,623.00	\$67,623.00	\$0.00	\$6,400.27	\$6,400.27	\$61,222.73	9.46
2141	PSYCHOLOGIST							
111	TEACHERS/PROFESSIONALS	\$0.00	\$0.00	\$0.00	\$8,600.14	\$8,600.14	-\$8,600.14	0.00
221	FICA PROFESSIONAL	\$0.00	\$0.00	\$0.00	\$652.81	\$652.81	-\$652.81	0.00
231	RETIREMENT PROFESSIONAL	\$0.00	\$0.00	\$0.00	\$849.50	\$849.50	-\$849.50	0.00
333	MILEAGE STAFF	\$950.00	\$950.00	\$0.00	\$0.00	\$0.00	\$950.00	0.00
340	OTHER PROFESSIONAL SERVICES	\$150,000.00	\$150,000.00	\$19,129.50	\$15,123.75	\$15,123.75	\$115,746.75	22.84
352	OTHER TECHNICAL SERVICES	\$100.00	\$100.00	\$0.00	\$0.00	\$0.00	\$100.00	0.00
580	TRAVEL:MEAL,HOTEL,RENTAL	\$500.00	\$500.00	\$0.00	\$0.00	\$0.00	\$500.00	0.00
610	GENERAL SUPPLIES	\$5,000.00	\$5,000.00	\$0.00	\$0.00	\$0.00	\$5,000.00	0.00
2141	PSYCHOLOGIST	\$156,550.00	\$156,550.00	\$19,129.50	\$25,226.20	\$25,226.20	\$112,194.30	28.33

Expenditure Summary

Report Description: BOARD REPORT Account Year: 25 Account Periods: 01 - 01 Dates: 09/02/2024 - 09/30/2024 North Platte Public School District

Account	Account Description	Original Budget	Adjusted Budget	YTD Encumbrance	Period Expended	YTD Expended	Available Balance	Percent
2100	PUPIL SUPPORT							
2151	SPEECH PATHOLOGY							
111	TEACHERS/PROFESSIONALS	\$219,062.00	\$219,062.00	\$0.00	\$9,991.00	\$9,991.00	\$209,071.00	4.56
211	HEALTH CARE PROFESSIONAL	\$41,200.00	\$41,200.00	\$0.00	\$2,956.00	\$2,956.00	\$38,244.00	7.17
221	FICA PROFESSIONAL	\$16,645.00	\$16,645.00	\$0.00	\$759.30	\$759.30	\$15,885.70	4.56
231	RETIREMENT PROFESSIONAL	\$21,491.00	\$21,491.00	\$0.00	\$986.89	\$986.89	\$20,504.11	4.59
2151	SPEECH PATHOLOGY	\$298,398.00	\$298,398.00	\$0.00	\$14,693.19	\$14,693.19	\$283,704.81	4.92
2152	SPEECH PATH							
116	PROFESSIONAL NON-CERTIFIED	\$58,800.00	\$58,800.00	\$0.00	\$7,142.67	\$7,142.67	\$51,657.33	12.15
123	SUBSTITUTE TEACHERS	\$0.00	\$0.00	\$0.00	\$4,151.25	\$4,151.25	-\$4,151.25	0.00
216	HEALTH CARE NC PROFESSIONAL	\$0.00	\$0.00	\$0.00	\$1,920.06	\$1,920.06	-\$1,920.06	0.00
223	FICA SUBSTITUTES	\$0.00	\$0.00	\$0.00	\$317.57	\$317.57	-\$317.57	0.00
226	FICA NC PROFESSIONAL	\$4,499.00	\$4,499.00	\$0.00	\$538.96	\$538.96	\$3,960.04	11.98
236	RETIREMENT NC PROFESSIONAL	\$5,808.00	\$5,808.00	\$0.00	\$705.54	\$705.54	\$5,102.46	12.15
333	MILEAGE STAFF	\$0.00	\$0.00	\$0.00	\$407.36	\$407.36	-\$407.36	0.00
340	OTHER PROFESSIONAL SERVICES	\$0.00	\$0.00	\$17,280.00	\$13,680.00	\$13,680.00	-\$30,960.00	0.00
352	OTHER TECHNICAL SERVICES	\$216,000.00	\$216,000.00	\$0.00	\$0.00	\$0.00	\$216,000.00	0.00
610	GENERAL SUPPLIES	\$2,000.00	\$2,000.00	\$0.00	\$0.00	\$0.00	\$2,000.00	0.00
2152	SPEECH PATH	\$287,107.00	\$287,107.00	\$17,280.00	\$28,863.41	\$28,863.41	\$240,963.59	16.07
2161	OCCUPATIONAL THERAPY							
116	PROFESSIONAL NON-CERTIFIED	\$84,212.00	\$84,212.00	\$0.00	\$11,649.25	\$11,649.25	\$72,562.75	13.83
216	HEALTH CARE NC PROFESSIONAL	\$9,246.00	\$9,246.00	\$0.00	\$1,288.38	\$1,288.38	\$7,957.62	13.93
226	FICA NC PROFESSIONAL	\$6,649.00	\$6,649.00	\$0.00	\$881.96	\$881.96	\$5,767.04	13.26
236	RETIREMENT NC PROFESSIONAL	\$8,587.00	\$8,587.00	\$0.00	\$1,173.69	\$1,173.69	\$7,413.31	13.67
286	HEALTH BENEFITS PROFESSIONALS	\$0.00	\$0.00	\$0.00	\$232.90	\$232.90	-\$232.90	0.00
333	MILEAGE STAFF	\$2,000.00	\$2,000.00	\$0.00	\$12.93	\$12.93	\$1,987.07	0.65
352	OTHER TECHNICAL SERVICES	\$0.00	\$0.00	\$2,571.92	\$2,571.92	\$2,571.92	-\$5,143.84	0.00
580	TRAVEL:MEAL,HOTEL,RENTAL	\$0.00	\$0.00	\$0.00	\$120.00	\$120.00	-\$120.00	0.00
610	GENERAL SUPPLIES	\$2,000.00	\$2,000.00	\$264.36	\$195.97	\$195.97	\$1,539.67	23.02
2161	OCCUPATIONAL THERAPY	\$112,694.00	\$112,694.00	\$2,836.28	\$18,127.00	\$18,127.00	\$91,730.72	18.60
2171	PHYSICAL THERAPY							
116	PROFESSIONAL NON-CERTIFIED	\$60,300.00	\$60,300.00	\$0.00	\$5,542.63	\$5,542.63	\$54,757.37	9.19
216	HEALTH CARE NC PROFESSIONAL	\$17,241.00	\$17,241.00	\$0.00	\$1,354.78	\$1,354.78	\$15,886.22	7.86
226	FICA NC PROFESSIONAL	\$4,613.00	\$4,613.00	\$0.00	\$415.84	\$415.84	\$4,197.16	9.01
236	RETIREMENT NC PROFESSIONAL	\$5,956.00	\$5,956.00	\$0.00	\$547.50	\$547.50	\$5,408.50	9.19
2171	PHYSICAL THERAPY	\$88,110.00	\$88,110.00	\$0.00	\$7,860.75	\$7,860.75	\$80,249.25	8.92
2181	VISUALLY IMPAIRED							
580	TRAVEL:MEAL,HOTEL,RENTAL	\$5,000.00	\$5,000.00	\$0.00	\$0.00	\$0.00	\$5,000.00	0.00
2181	VISUALLY IMPAIRED	\$5,000.00	\$5,000.00	\$0.00	\$0.00	\$0.00	\$5,000.00	0.00
2100	PUPIL SUPPORT	\$2,934,689.00	\$2,934,689.00	\$46,395.77	\$282,401.31	\$282,401.31	\$2,605,891.92	11.20

Expenditure Summary

BOARD REPORT ON 1100 MAJOR PROGRAM

North Platte Public School District

Account	Account Description	Original Budget	Adjusted Budget	YTD Encumbrance	Period Expended	YTD Expended	Available Balance	Percent
2200	STAFF SUPPORT							
2211	SCHOOL IMPROVEMENT							
110	CLERICAL_BUSDRIVERS	\$57,399.00	\$57,399.00	\$0.00	\$5,332.03	\$5,332.03	\$52,066.97	9.29
111	TEACHERS/PROFESSIONALS	\$273,187.00	\$273,187.00	\$0.00	\$22,765.58	\$22,765.58	\$250,421.42	8.33
211	HEALTH CARE PROFESSIONAL	\$48,756.00	\$48,756.00	\$0.00	\$4,063.00	\$4,063.00	\$44,693.00	8.33
220	FICA NON INSTRUCTIONAL	\$4,391.00	\$4,391.00	\$0.00	\$407.90	\$407.90	\$3,983.10	9.29
221	FICA PROFESSIONAL	\$20,899.00	\$20,899.00	\$0.00	\$1,675.00	\$1,675.00	\$19,224.00	8.01
230	RETIREMENT NON INSTRUCTIONAL	\$5,670.00	\$5,670.00	\$0.00	\$526.69	\$526.69	\$5,143.31	9.29
231	RETIREMENT PROFESSIONAL	\$26,785.00	\$26,785.00	\$0.00	\$2,248.74	\$2,248.74	\$24,536.26	8.40
333	MILEAGE STAFF	\$500.00	\$500.00	\$0.00	\$39.32	\$39.32	\$460.68	7.86
340	OTHER PROFESSIONAL SERVICES	\$64,000.00	\$64,000.00	\$0.00	\$0.00	\$0.00	\$64,000.00	0.00
580	TRAVEL:MEAL,HOTEL,RENTAL	\$50,000.00	\$50,000.00	\$0.00	\$0.00	\$0.00	\$50,000.00	0.00
610	GENERAL SUPPLIES	\$12,000.00	\$12,000.00	\$0.00	\$165.59	\$165.59	\$11,834.41	1.38
612	COPY COST	\$0.00	\$0.00	\$0.00	\$242.79	\$242.79	-\$242.79	0.00
625	CONSUMABLES	\$11,000.00	\$11,000.00	\$0.00	\$0.00	\$0.00	\$11,000.00	0.00
640	BOOKS/PERIODICALS	\$30,000.00	\$30,000.00	\$0.00	\$0.00	\$0.00	\$30,000.00	0.00
733	FURNITURE AND FIXTURES	\$10,000.00	\$10,000.00	\$0.00	\$0.00	\$0.00	\$10,000.00	0.00
735	TECHNOLOGY SOFTWARE	\$5,000.00	\$5,000.00	\$0.00	\$0.00	\$0.00	\$5,000.00	0.00
890	MISCELLANEOUS EXPENDITURES	\$2,000.00	\$2,000.00	\$0.00	\$0.00	\$0.00	\$2,000.00	0.00
2211	SCHOOL IMPROVEMENT	\$621,587.00	\$621,587.00	\$0.00	\$37,466.64	\$37,466.64	\$584,120.36	6.03
2213	INSERVICE							
580	TRAVEL:MEAL,HOTEL,RENTAL	\$1,800.00	\$1,800.00	\$568.00	\$0.00	\$0.00	\$1,232.00	31.56
2213	INSERVICE	\$1,800.00	\$1,800.00	\$568.00	\$0.00	\$0.00	\$1,232.00	31.56
2214	IMPLEMENTATION OF STANDARDS							
151	INCENTIVE PROFESSIONAL STAFF	\$225,890.00	\$225,890.00	\$0.00	\$93.00	\$93.00	\$225,797.00	0.04
211	HEALTH CARE PROFESSIONAL	\$0.00	\$0.00	\$0.00	\$33.87	\$33.87	-\$33.87	0.00
221	FICA PROFESSIONAL	\$17,587.00	\$17,587.00	\$0.00	\$6.89	\$6.89	\$17,580.11	0.04
231	RETIREMENT PROFESSIONAL	\$22,708.00	\$22,708.00	\$0.00	\$9.18	\$9.18	\$22,698.82	0.04
340	OTHER PROFESSIONAL SERVICES	\$0.00	\$0.00	\$750.00	\$12,451.62	\$12,451.62	-\$13,201.62	0.00
640	BOOKS/PERIODICALS	\$500,000.00	\$500,000.00	\$3,425.94	\$2,194.47	\$2,194.47	\$494,379.59	1.12
735	TECHNOLOGY SOFTWARE	\$221,000.00	\$221,000.00	\$5,625.00	\$6,931.63	\$6,931.63	\$208,443.37	5.68
2214	IMPLEMENTATION OF STANDARDS	\$987,185.00	\$987,185.00	\$9,800.94	\$21,720.66	\$21,720.66	\$955,663.40	3.19

Expenditure Summary BOARD REPORT ON 1100 MAJOR PROGRAM North Platte Public School District

Report Description: BOARD REPORT Account Year: 25 Account Periods: 01 - 01 Dates: 09/02/2024 - 09/30/2024

Account	Account Description	Original Budget	Adjusted Budget	YTD Encumbrance	Period Expended	YTD Expended	Available Balance	Percent
2200	STAFF SUPPORT							
2220	MEDIA LIBRARY							
111	TEACHERS/PROFESSIONALS	\$464,416.00	\$464,416.00	\$0.00	\$49,269.42	\$49,269.42	\$415,146.58	10.61
112	PARAPROFESSIONALS	\$55,597.00	\$55,597.00	\$0.00	\$3,122.13	\$3,122.13	\$52,474.87	5.62
123	SUBSTITUTE TEACHERS	\$6,450.00	\$6,450.00	\$0.00	\$315.00	\$315.00	\$6,135.00	4.88
211	HEALTH CARE PROFESSIONAL	\$32,547.00	\$32,547.00	\$0.00	\$6,814.94	\$6,814.94	\$25,732.06	20.94
212	HEALTH CARE PARAPROFESSIONALS	\$9,569.00	\$9,569.00	\$0.00	\$720.44	\$720.44	\$8,848.56	7.53
221	FICA PROFESSIONAL	\$28,897.00	\$28,897.00	\$0.00	\$3,837.93	\$3,837.93	\$25,059.07	13.28
222	FICA PARAPROFESSIONAL	\$4,254.00	\$4,254.00	\$0.00	\$238.14	\$238.14	\$4,015.86	5.60
223	FICA SUBSTITUTES	\$0.00	\$0.00	\$0.00	\$24.10	\$24.10	-\$24.10	0.00
231	RETIREMENT PROFESSIONAL	\$37,308.00	\$37,308.00	\$0.00	\$4,866.73	\$4,866.73	\$32,441.27	13.04
232	RETIREMENT PARAPROFESSIONALS	\$5,492.00	\$5,492.00	\$0.00	\$290.81	\$290.81	\$5,201.19	5.30
281	HEALTH BENEFITS FOR TEACHERS	\$0.00	\$0.00	\$0.00	\$1,625.01	\$1,625.01	-\$1,625.01	0.00
340	OTHER PROFESSIONAL SERVICES	\$1,100.00	\$1,100.00	\$0.00	\$0.00	\$0.00	\$1,100.00	0.00
610	GENERAL SUPPLIES	\$45,204.00	\$45,204.00	\$3,061.93	\$0.00	\$0.00	\$42,142.07	6.77
640	BOOKS/PERIODICALS	\$22,453.00	\$22,453.00	\$14,123.06	\$10,922.75	\$10,922.75	-\$2,592.81	111.55
642	AUDIO-VISUAL MATERIALS	\$600.00	\$600.00	\$0.00	\$0.00	\$0.00	\$600.00	0.00
733	FURNITURE AND FIXTURES	\$3,300.00	\$3,300.00	\$0.00	\$0.00	\$0.00	\$3,300.00	0.00
734	TECHNOLOGY HARDWARE	\$10,860.00	\$10,860.00	\$14,526.71	\$8,595.24	\$8,595.24	-\$12,261.95	212.91
810	DUES AND FEES	\$300.00	\$300.00	\$0.00	\$0.00	\$0.00	\$300.00	0.00
2220	MEDIA LIBRARY	\$728,347.00	\$728,347.00	\$31,711.70	\$90,642.64	\$90,642.64	\$605,992.66	16.80
2200	STAFF SUPPORT	\$2,338,919.00	\$2,338,919.00	\$42,080.64	\$149,829.94	\$149,829.94	\$2,147,008.42	8.21

Expenditure Summary

Report Description: BOARD REPORT Account Year: 25 Account Periods: 01 - 01 Dates: 09/02/2024 - 09/30/2024 North Platte Public School District

Account	Account Description	Original Budget	Adjusted Budget	YTD Encumbrance	Period Expended	YTD Expended	Available Balance	Percent
2300	GENERAL ADMINISTRATION							
2310	BOARD OF EDUCATION							
110	CLERICAL_BUSDIVERS	\$10,000.00	\$10,000.00	\$0.00	\$2,708.54	\$2,708.54	\$7,291.46	27.09
220	FICA NON INSTRUCTIONAL	\$765.00	\$765.00	\$0.00	\$200.00	\$200.00	\$565.00	26.14
230	RETIREMENT NON INSTRUCTIONAL	\$987.00	\$987.00	\$0.00	\$267.54	\$267.54	\$719.46	27.11
340	OTHER PROFESSIONAL SERVICES	\$13,000.00	\$13,000.00	\$0.00	\$0.00	\$0.00	\$13,000.00	0.00
520	PROPERTY/LIABILITY INSURANCE	\$882,000.00	\$882,000.00	\$0.00	\$137,294.36	\$137,294.36	\$744,705.64	15.57
540	ADVERTISING	\$15,000.00	\$15,000.00	\$0.00	\$140.17	\$140.17	\$14,859.83	0.93
580	TRAVEL:MEAL,HOTEL,RENTAL	\$7,000.00	\$7,000.00	\$0.00	\$1,565.87	\$1,565.87	\$5,434.13	22.37
610	GENERAL SUPPLIES	\$5,000.00	\$5,000.00	\$0.00	\$0.00	\$0.00	\$5,000.00	0.00
810	DUES AND FEES	\$15,000.00	\$15,000.00	\$0.00	\$0.00	\$0.00	\$15,000.00	0.00
890	MISCELLANEOUR EXPENDITURES	\$0.00	\$0.00	\$0.00	\$3,757.00	\$3,757.00	-\$3,757.00	0.00
2310	BOARD OF EDUCATION	\$948,752.00	\$948,752.00	\$0.00	\$145,933.48	\$145,933.48	\$802,818.52	15.38
2320	SUPERINTENDENT							
105	SUPERINTENDENT SALARY	\$240,500.00	\$240,500.00	\$0.00	\$20,944.86	\$20,944.86	\$219,555.14	8.71
110	CLERICAL_BUSDIVERS	\$68,090.00	\$68,090.00	\$0.00	\$6,251.69	\$6,251.69	\$61,838.31	9.18
210	HEALTH CARE NON-INSTRUCTIONAL	\$18,155.00	\$18,155.00	\$0.00	\$1,512.92	\$1,512.92	\$16,642.08	8.33
220	FICA NON INSTRUCTIONAL	\$5,209.00	\$5,209.00	\$0.00	\$456.44	\$456.44	\$4,752.56	8.76
225	FICA SUPERINTENDENT	\$18,400.00	\$18,400.00	\$0.00	\$303.60	\$303.60	\$18,096.40	1.65
230	RETIREMENT NON INSTRUCTIONAL	\$6,726.00	\$6,726.00	\$0.00	\$617.53	\$617.53	\$6,108.47	9.18
231	RETIREMENT PROFESSIONAL	\$23,756.00	\$23,756.00	\$0.00	\$0.00	\$0.00	\$23,756.00	0.00
235	RETIREMENT SUPERINTENDENT	\$0.00	\$0.00	\$0.00	\$1,979.68	\$1,979.68	-\$1,979.68	0.00
382	DISTANCE EDUCATION ONLY	\$0.00	\$0.00	\$0.00	\$100.00	\$100.00	-\$100.00	0.00
580	TRAVEL:MEAL,HOTEL,RENTAL	\$6,000.00	\$6,000.00	\$0.00	\$178.00	\$178.00	\$5,822.00	2.97
610	GENERAL SUPPLIES	\$6,500.00	\$6,500.00	\$0.00	\$0.00	\$0.00	\$6,500.00	0.00
733	FURNITURE AND FIXTURES	\$10,000.00	\$10,000.00	\$0.00	\$0.00	\$0.00	\$10,000.00	0.00
810	DUES AND FEES	\$3,000.00	\$3,000.00	\$0.00	\$225.00	\$225.00	\$2,775.00	7.50
890	MISCELLANEOUR EXPENDITURES	\$11,000.00	\$11,000.00	\$0.00	\$251.79	\$251.79	\$10,748.21	2.29
2320	SUPERINTENDENT	\$417,336.00	\$417,336.00	\$0.00	\$32,821.51	\$32,821.51	\$384,514.49	7.86
2330	LEGAL SERVICES							
317	LEGAL SERVICES	\$45,000.00	\$45,000.00	\$0.00	\$3,740.50	\$3,740.50	\$41,259.50	8.31
2330	LEGAL SERVICES	\$45,000.00	\$45,000.00	\$0.00	\$3,740.50	\$3,740.50	\$41,259.50	8.31
2300	GENERAL ADMINISTRATION	\$1,411,088.00	\$1,411,088.00	\$0.00	\$182,495.49	\$182,495.49	\$1,228,592.51	12.93

Expenditure Summary

Report Description: BOARD REPORT Account Year: 25 Account Periods: 01 - 01 Dates: 09/02/2024 - 09/30/2024 North Platte Public School District

Account	Account Description	Original Budget	Adjusted Budget	YTD Encumbrance	Period Expended	YTD Expended	Available Balance	Percent
2400	SCHOOL ADMINISTRATION							
2410	OFFICE OF THE PRINCIPAL							
110	CLERICAL_BUSDIVERS	\$608,965.00	\$608,965.00	\$0.00	\$67,378.30	\$67,378.30	\$541,586.70	11.06
111	TEACHERS/PROFESSIONALS	\$1,490,061.20	\$1,490,061.20	\$0.00	\$124,570.64	\$124,570.64	\$1,365,490.56	8.36
123	SUBSTITUTE TEACHERS	\$5,000.00	\$5,000.00	\$0.00	\$0.00	\$0.00	\$5,000.00	0.00
210	HEALTH CARE NON-INSTRUCTIONAL	\$132,690.00	\$132,690.00	\$0.00	\$11,720.71	\$11,720.71	\$120,969.29	8.83
211	HEALTH CARE PROFESSIONAL	\$171,686.00	\$171,686.00	\$0.00	\$11,467.85	\$11,467.85	\$160,218.15	6.68
220	FICA NON INSTRUCTIONAL	\$55,938.00	\$55,938.00	\$0.00	\$5,066.70	\$5,066.70	\$50,871.30	9.06
221	FICA PROFESSIONAL	\$116,504.00	\$116,504.00	\$0.00	\$9,409.75	\$9,409.75	\$107,094.25	8.08
230	RETIREMENT NON INSTRUCTIONAL	\$67,983.00	\$67,983.00	\$0.00	\$6,502.61	\$6,502.61	\$61,480.39	9.57
231	RETIREMENT PROFESSIONAL	\$144,694.00	\$144,694.00	\$0.00	\$12,304.82	\$12,304.82	\$132,389.18	8.50
333	MILEAGE STAFF	\$100.00	\$100.00	\$0.00	\$0.00	\$0.00	\$100.00	0.00
340	OTHER PROFESSIONAL SERVICES	\$1,000.00	\$1,000.00	\$0.00	\$0.00	\$0.00	\$1,000.00	0.00
382	DISTANCE EDUCATION ONLY	\$12,110.00	\$12,110.00	\$0.00	\$330.67	\$330.67	\$11,779.33	2.73
580	TRAVEL:MEAL,HOTEL,RENTAL	\$0.00	\$0.00	\$260.00	\$1,262.06	\$1,262.06	-\$1,522.06	0.00
610	GENERAL SUPPLIES	\$16,087.00	\$16,087.00	\$0.00	\$877.28	\$877.28	\$15,209.72	5.45
733	FURNITURE AND FIXTURES	\$4,269.00	\$4,269.00	\$2,047.81	\$0.00	\$0.00	\$2,221.19	47.97
890	MISCELLANEOUR EXPENDITURES	\$4,396.00	\$4,396.00	\$0.00	\$372.45	\$372.45	\$4,023.55	8.47
2410	OFFICE OF THE PRINCIPAL	\$2,831,483.20	\$2,831,483.20	\$2,307.81	\$251,263.84	\$251,263.84	\$2,577,911.55	8.96
2490	ACTIVITIES OFFICES							
110	CLERICAL_BUSDIVERS	\$113,363.00	\$113,363.00	\$0.00	\$11,711.76	\$11,711.76	\$101,651.24	10.33
111	TEACHERS/PROFESSIONALS	\$158,924.00	\$158,924.00	\$0.00	\$9,328.42	\$9,328.42	\$149,595.58	5.87
112	PARAPROFESSIONALS	\$18,335.00	\$18,335.00	\$0.00	\$461.27	\$461.27	\$17,873.73	2.52
210	HEALTH CARE NON-INSTRUCTIONAL	\$43,509.00	\$43,509.00	\$0.00	\$3,770.63	\$3,770.63	\$39,738.37	8.67
211	HEALTH CARE PROFESSIONAL	\$8,645.00	\$8,645.00	\$0.00	\$720.44	\$720.44	\$7,924.56	8.33
220	FICA NON INSTRUCTIONAL	\$8,672.00	\$8,672.00	\$0.00	\$893.37	\$893.37	\$7,778.63	10.30
221	FICA PROFESSIONAL	\$12,158.00	\$12,158.00	\$0.00	\$712.39	\$712.39	\$11,445.61	5.86
222	FICA PARAPROFESSIONAL	\$1,403.00	\$1,403.00	\$0.00	\$35.29	\$35.29	\$1,367.71	2.52
230	RETIREMENT NON INSTRUCTIONAL	\$11,197.00	\$11,197.00	\$0.00	\$1,156.88	\$1,156.88	\$10,040.12	10.33
231	RETIREMENT PROFESSIONAL	\$15,699.00	\$15,699.00	\$0.00	\$921.44	\$921.44	\$14,777.56	5.87
232	RETIREMENT PARAPROFESSIONALS	\$1,811.00	\$1,811.00	\$0.00	\$45.56	\$45.56	\$1,765.44	2.52
333	MILEAGE STAFF	\$17,000.00	\$17,000.00	\$0.00	\$384.45	\$384.45	\$16,615.55	2.26
340	OTHER PROFESSIONAL SERVICES	\$20,000.00	\$20,000.00	\$0.00	\$0.00	\$0.00	\$20,000.00	0.00
382	DISTANCE EDUCATION ONLY	\$1,000.00	\$1,000.00	\$0.00	\$100.00	\$100.00	\$900.00	10.00
580	TRAVEL:MEAL,HOTEL,RENTAL	\$1,100.00	\$1,100.00	\$0.00	\$0.00	\$0.00	\$1,100.00	0.00
610	GENERAL SUPPLIES	\$1,250.00	\$1,250.00	\$0.00	\$0.00	\$0.00	\$1,250.00	0.00
890	MISCELLANEOUR EXPENDITURES	\$3,500.00	\$3,500.00	\$0.00	\$350.00	\$350.00	\$3,150.00	10.00
2490	ACTIVITIES OFFICES	\$437,566.00	\$437,566.00	\$0.00	\$30,591.90	\$30,591.90	\$406,974.10	6.99
2400	SCHOOL ADMINISTRATION	\$3,269,049.20	\$3,269,049.20	\$2,307.81	\$281,855.74	\$281,855.74	\$2,988,855.65	8.69

Expenditure Summary

Report Description: BOARD REPORT Account Year: 25 Account Periods: 01 - 01 Dates: 09/02/2024 - 09/30/2024

Account	Account Description	Original Budget	Adjusted Budget	YTD Encumbrance	Period Expended	YTD Expended	Available Balance	Percent
2500	BUSINESS SUPPORT							
2510	BUSINESS SERVICES							
110	CLERICAL_BUSDRIVERS	\$207,344.00	\$207,344.00	\$0.00	\$20,924.63	\$20,924.63	\$186,419.37	10.09
116	PROFESSIONAL NON-CERTIFIED	\$192,994.00	\$192,994.00	\$0.00	\$16,043.77	\$16,043.77	\$176,950.23	8.31
210	HEALTH CARE NON-INSTRUCTIONAL	\$36,577.00	\$36,577.00	\$0.00	\$3,627.44	\$3,627.44	\$32,949.56	9.92
216	HEALTH CARE NC PROFESSIONAL	\$18,155.00	\$18,155.00	\$0.00	\$1,512.92	\$1,512.92	\$16,642.08	8.33
220	FICA NON INSTRUCTIONAL	\$15,607.00	\$15,607.00	\$0.00	\$1,586.99	\$1,586.99	\$14,020.01	10.17
226	FICA NC PROFESSIONAL	\$14,764.00	\$14,764.00	\$0.00	\$1,189.56	\$1,189.56	\$13,574.44	8.06
230	RETIREMENT NON INSTRUCTIONAL	\$20,153.00	\$20,153.00	\$0.00	\$2,066.89	\$2,066.89	\$18,086.11	10.26
236	RETIREMENT NC PROFESSIONAL	\$19,064.00	\$19,064.00	\$0.00	\$1,549.12	\$1,549.12	\$17,514.88	8.13
315	ACCOUNTING SERVICES	\$30,000.00	\$30,000.00	\$0.00	\$0.00	\$0.00	\$30,000.00	0.00
333	MILEAGE STAFF	\$2,000.00	\$2,000.00	\$0.00	\$0.00	\$0.00	\$2,000.00	0.00
340	OTHER PROFESSIONAL SERVICES	\$20,000.00	\$20,000.00	\$0.00	\$72.00	\$72.00	\$19,928.00	0.36
382	DISTANCE EDUCATION ONLY	\$26,000.00	\$26,000.00	\$0.00	\$1,760.20	\$1,760.20	\$24,239.80	6.77
531	POSTAGE	\$35,000.00	\$35,000.00	\$0.00	\$2,587.67	\$2,587.67	\$32,412.33	7.39
580	TRAVEL:MEAL,HOTEL,RENTAL	\$5,000.00	\$5,000.00	\$0.00	\$734.00	\$734.00	\$4,266.00	14.68
610	GENERAL SUPPLIES	\$20,000.00	\$20,000.00	\$0.00	\$1,838.97	\$1,838.97	\$18,161.03	9.19
733	FURNITURE AND FIXTURES	\$10,000.00	\$10,000.00	\$0.00	\$1,193.36	\$1,193.36	\$8,806.64	11.93
890	MISCELLANEOUR EXPENDITURES	\$10,000.00	\$10,000.00	\$0.00	\$192.68	\$192.68	\$9,807.32	1.93
2510	BUSINESS SERVICES	\$682,658.00	\$682,658.00	\$0.00	\$66,880.20	\$66,880.20	\$625,777.80	8.33
2560	PUBLIC RELATIONS							
110	CLERICAL_BUSDRIVERS	\$54,308.88	\$54,308.88	\$0.00	\$5,271.58	\$5,271.58	\$49,037.30	9.71
111	TEACHERS/PROFESSIONALS	\$104,242.00	\$104,242.00	\$0.00	\$8,686.83	\$8,686.83	\$95,555.17	8.33
210	HEALTH CARE NON-INSTRUCTIONAL	\$18,155.00	\$18,155.00	\$0.00	\$705.12	\$705.12	\$17,449.88	3.88
220	FICA NON INSTRUCTIONAL	\$4,155.00	\$4,155.00	\$0.00	\$403.28	\$403.28	\$3,751.72	9.71
221	FICA PROFESSIONAL	\$0.00	\$0.00	\$0.00	\$664.54	\$664.54	-\$664.54	0.00
226	FICA NC PROFESSIONAL	\$7,974.00	\$7,974.00	\$0.00	\$0.00	\$0.00	\$7,974.00	0.00
230	RETIREMENT NON INSTRUCTIONAL	\$5,364.00	\$5,364.00	\$0.00	\$520.72	\$520.72	\$4,843.28	9.71
231	RETIREMENT PROFESSIONAL	\$0.00	\$0.00	\$0.00	\$858.07	\$858.07	-\$858.07	0.00
236	RETIREMENT NC PROFESSIONAL	\$10,296.00	\$10,296.00	\$0.00	\$0.00	\$0.00	\$10,296.00	0.00
333	MILEAGE STAFF	\$1,000.00	\$1,000.00	\$0.00	\$0.00	\$0.00	\$1,000.00	0.00
540	ADVERTISING	\$16,000.00	\$16,000.00	\$0.00	\$555.00	\$555.00	\$15,445.00	3.47
580	TRAVEL:MEAL,HOTEL,RENTAL	\$3,000.00	\$3,000.00	\$0.00	\$0.00	\$0.00	\$3,000.00	0.00
610	GENERAL SUPPLIES	\$7,000.00	\$7,000.00	\$0.00	\$0.00	\$0.00	\$7,000.00	0.00
733	FURNITURE AND FIXTURES	\$0.00	\$0.00	\$0.00	\$15.02	\$15.02	-\$15.02	0.00
810	DUES AND FEES	\$500.00	\$500.00	\$0.00	\$286.00	\$286.00	\$214.00	57.20
890	MISCELLANEOUR EXPENDITURES	\$2,000.00	\$2,000.00	\$0.00	\$435.00	\$435.00	\$1,565.00	21.75
2560	PUBLIC RELATIONS	\$233,994.88	\$233,994.88	\$0.00	\$18,401.16	\$18,401.16	\$215,593.72	7.86

Expenditure Summary

BOARD REPORT ON 1100 MAJOR PROGRAM

North Platte Public School District

Account	Account Description	Original Budget	Adjusted Budget	YTD Encumbrance	Period Expended	YTD Expended	Available Balance	Percent
2500	BUSINESS SUPPORT	\$68,716.00	\$68,716.00	\$0.00	\$6,823.63	\$6,823.63	\$61,892.37	9.93
2570	PERSONNEL SERVICES	\$153,977.00	\$153,977.00	\$0.00	\$12,831.42	\$12,831.42	\$141,145.58	8.33
110	CLERICAL_BUSDRIVERS	\$9,042.00	\$9,042.00	\$0.00	\$753.54	\$753.54	\$8,288.46	8.33
111	TEACHERS/PROFESSIONALS	\$15,994.00	\$15,994.00	\$0.00	\$1,332.82	\$1,332.82	\$14,661.18	8.33
210	HEALTH CARE NON-INSTRUCTIONAL	\$5,256.00	\$5,256.00	\$0.00	\$505.97	\$505.97	\$4,750.03	9.63
211	HEALTH CARE PROFESSIONAL	\$11,779.00	\$11,779.00	\$0.00	\$977.66	\$977.66	\$10,801.34	8.30
220	FICA NON INSTRUCTIONAL	\$6,788.00	\$6,788.00	\$0.00	\$674.02	\$674.02	\$6,113.98	9.93
221	FICA PROFESSIONAL	\$15,209.00	\$15,209.00	\$0.00	\$1,267.46	\$1,267.46	\$13,941.54	8.33
230	RETIREMENT NON INSTRUCTIONAL	\$250.00	\$250.00	\$0.00	\$0.00	\$0.00	\$250.00	0.00
231	RETIREMENT PROFESSIONAL	\$10,000.00	\$10,000.00	\$0.00	\$1,277.90	\$1,277.90	\$8,722.10	12.78
333	MILEAGE STAFF	\$500.00	\$500.00	\$0.00	\$0.00	\$0.00	\$500.00	0.00
340	OTHER PROFESSIONAL SERVICES	\$5,000.00	\$5,000.00	\$0.00	\$0.00	\$0.00	\$5,000.00	0.00
382	DISTANCE EDUCATION ONLY	\$5,000.00	\$5,000.00	\$0.00	\$206.65	\$206.65	\$4,793.35	4.13
540	ADVERTISING	\$3,000.00	\$3,000.00	\$0.00	\$40.50	\$40.50	\$2,959.50	1.35
580	TRAVEL:MEAL,HOTEL,RENTAL	\$1,000.00	\$1,000.00	\$0.00	\$0.00	\$0.00	\$1,000.00	0.00
610	GENERAL SUPPLIES	\$1,000.00	\$1,000.00	\$0.00	\$0.00	\$0.00	\$1,000.00	0.00
733	FURNITURE AND FIXTURES	\$500.00	\$500.00	\$0.00	\$0.00	\$0.00	\$500.00	0.00
810	DUES AND FEES	\$313,011.00	\$313,011.00	\$0.00	\$26,791.57	\$26,791.57	\$286,219.43	8.56
890	MISCELLANEOUR EXPENDITURES							
2570	PERSONNEL SERVICES							

Report Description: BOARD REPORT

Account Year: 25

Account Periods: 01 - 01

Dates: 09/02/2024 - 09/30/2024

Expenditure Summary

Report Description: BOARD REPORT Account Year: 25 Account Periods: 01 - 01 Dates: 09/02/2024 - 09/30/2024 North Platte Public School District

Account	Account Description	Original Budget	Adjusted Budget	YTD Encumbrance	Period Expended	YTD Expended	Available Balance	Percent
2500	BUSINESS SUPPORT							
2580	TECHNOLOGY SERVICES							
110	CLERICAL_BUSDRIVERS	\$111,040.00	\$111,040.00	\$0.00	\$16,634.73	\$16,634.73	\$94,405.27	14.98
112	PARAPROFESSIONALS	\$87,324.00	\$87,324.00	\$0.00	\$5,551.80	\$5,551.80	\$81,772.20	6.36
116	PROFESSIONAL NON-CERTIFIED	\$456,888.00	\$456,888.00	\$0.00	\$41,547.85	\$41,547.85	\$415,340.15	9.09
210	HEALTH CARE NON-INSTRUCTIONAL	\$0.00	\$0.00	\$0.00	\$2,031.50	\$2,031.50	-\$2,031.50	0.00
212	HEALTH CARE PARAPROFESSIONALS	\$16,954.00	\$16,954.00	\$0.00	\$720.44	\$720.44	\$16,233.56	4.25
216	HEALTH CARE NC PROFESSIONAL	\$89,827.00	\$89,827.00	\$0.00	\$7,513.66	\$7,513.66	\$82,313.34	8.36
220	FICA NON INSTRUCTIONAL	\$8,494.00	\$8,494.00	\$0.00	\$1,268.63	\$1,268.63	\$7,225.37	14.94
222	FICA PARAPROFESSIONAL	\$6,476.00	\$6,476.00	\$0.00	\$424.01	\$424.01	\$6,051.99	6.55
226	FICA NC PROFESSIONAL	\$25,511.00	\$25,511.00	\$0.00	\$3,140.19	\$3,140.19	\$22,370.81	12.31
230	RETIREMENT NON INSTRUCTIONAL	\$10,968.00	\$10,968.00	\$0.00	\$1,643.14	\$1,643.14	\$9,324.86	14.98
232	RETIREMENT PARAPROFESSIONALS	\$8,362.00	\$8,362.00	\$0.00	\$547.01	\$547.01	\$7,814.99	6.54
236	RETIREMENT NC PROFESSIONAL	\$45,131.00	\$45,131.00	\$0.00	\$4,104.02	\$4,104.02	\$41,026.98	9.09
333	MILEAGE STAFF	\$5,000.00	\$5,000.00	\$0.00	\$0.00	\$0.00	\$5,000.00	0.00
340	OTHER PROFESSIONAL SERVICES	\$65,000.00	\$65,000.00	\$1,258.76	\$5,810.80	\$5,810.80	\$57,930.44	10.88
351	DATA PROCESSING	\$0.00	\$0.00	\$0.00	\$0.00	\$0.00	-\$2,125.00	0.00
382	DISTANCE EDUCATION ONLY	\$1,000.00	\$1,000.00	\$0.00	\$73.25	\$73.25	\$926.75	7.33
531	POSTAGE	\$500.00	\$500.00	\$0.00	\$0.00	\$0.00	\$500.00	0.00
580	TRAVEL:MEAL,HOTEL,RENTAL	\$5,000.00	\$5,000.00	\$0.00	\$0.00	\$0.00	\$5,000.00	0.00
610	GENERAL SUPPLIES	\$15,000.00	\$15,000.00	\$0.00	\$815.41	\$815.41	\$14,184.59	5.44
612	COPY COST	\$500.00	\$500.00	\$0.00	\$245.92	\$245.92	\$254.08	49.18
733	FURNITURE AND FIXTURES	\$200,000.00	\$200,000.00	\$1,032.03	\$6,134.06	\$6,134.06	\$192,833.91	3.58
734	TECHNOLOGY HARDWARE	\$426,700.00	\$426,700.00	\$335.98	\$0.00	\$0.00	\$426,364.02	0.08
735	TECHNOLOGY SOFTWARE	\$407,200.00	\$407,200.00	\$54,714.95	\$42,101.42	\$42,101.42	\$310,383.63	23.78
2580	TECHNOLOGY SERVICES	\$1,992,875.00	\$1,992,875.00	\$59,466.72	\$140,307.84	\$140,307.84	\$1,793,100.44	10.02
2500	BUSINESS SUPPORT	\$3,222,538.88	\$3,222,538.88	\$59,466.72	\$242,380.77	\$242,380.77	\$2,920,691.39	9.37
2600	OPERATIONS/MAINTENANCE							
2600	UTILITIES							
116	PROFESSIONAL NON-CERTIFIED	\$109,698.00	\$109,698.00	\$0.00	\$9,141.50	\$9,141.50	\$100,556.50	8.33
216	HEALTH CARE NC PROFESSIONAL	\$8,645.00	\$8,645.00	\$0.00	\$720.44	\$720.44	\$7,924.56	8.33
226	FICA NC PROFESSIONAL	\$8,392.00	\$8,392.00	\$0.00	\$691.62	\$691.62	\$7,700.38	8.24
236	RETIREMENT NC PROFESSIONAL	\$10,836.00	\$10,836.00	\$0.00	\$902.98	\$902.98	\$9,933.02	8.33
410	UTILITY SERVICES (Water/Sewer)	\$68,537.00	\$68,537.00	\$0.00	\$5,649.92	\$5,649.92	\$62,887.08	8.24
621	HEATING FUEL	\$233,247.00	\$233,247.00	\$0.00	\$1,745.83	\$1,745.83	\$231,501.17	0.75
622	ENERGY:ELECTRICITY	\$703,449.83	\$703,449.83	\$0.00	\$51,247.18	\$51,247.18	\$652,202.65	7.29
2600	UTILITIES	\$1,142,804.83	\$1,142,804.83	\$0.00	\$70,099.47	\$70,099.47	\$1,072,705.36	6.13

Expenditure Summary

Report Description: BOARD REPORT Account Year: 25 Account Periods: 01 - 01 Dates: 09/02/2024 - 09/30/2024 North Platte Public School District

Account	Account Description	Original Budget	Adjusted Budget	YTD Encumbrance	Period Expended	YTD Expended	Available Balance	Percent
2600	OPERATIONS/MAINTENANCE							
2610	PLANT OPERATIONS							
110	CLERICAL_BUSDIVERS	\$1,604,586.00	\$1,604,586.00	\$0.00	\$132,808.32	\$132,808.32	\$1,471,777.68	8.28
150	STIPDENT NON-INSTRUCTION	\$25,000.00	\$25,000.00	\$0.00	\$0.00	\$0.00	\$25,000.00	0.00
210	HEALTH CARE NON-INSTRUCTIONAL	\$402,261.00	\$402,261.00	\$0.00	\$35,262.53	\$35,262.53	\$366,998.47	8.77
220	FICA NON INSTRUCTIONAL	\$103,086.00	\$103,086.00	\$0.00	\$10,075.92	\$10,075.92	\$93,010.08	9.77
226	FICA NC PROFESSIONAL	\$1,915.00	\$1,915.00	\$0.00	\$0.00	\$0.00	\$1,915.00	0.00
230	RETIREMENT NON INSTRUCTIONAL	\$129,808.00	\$129,808.00	\$0.00	\$13,034.78	\$13,034.78	\$116,773.22	10.04
236	RETIREMENT NC PROFESSIONAL	\$2,470.00	\$2,470.00	\$0.00	\$0.00	\$0.00	\$2,470.00	0.00
290	LONG TERM DISABILITY	\$0.00	\$0.00	\$0.00	\$492.18	\$492.18	-\$492.18	0.00
340	OTHER PROFESSIONAL SERVICES	\$90,000.00	\$90,000.00	\$0.00	\$7,260.82	\$7,260.82	\$82,739.18	8.07
610	GENERAL SUPPLIES	\$191,800.00	\$191,800.00	\$21,847.84	\$2,611.73	\$2,611.73	\$167,340.43	12.75
733	FURNITURE AND FIXTURES	\$57,500.00	\$57,500.00	\$9,878.70	\$7,379.20	\$7,379.20	\$40,242.10	30.01
890	MISCELLANEOUR EXPENDITURES	\$0.00	\$0.00	\$0.00	\$1,800.00	\$1,800.00	-\$1,800.00	0.00
2610	PLANT OPERATIONS	\$2,608,426.00	\$2,608,426.00	\$31,726.54	\$210,725.48	\$210,725.48	\$2,365,973.98	9.29
2620	MAINTENANCE							
110	CLERICAL_BUSDIVERS	\$630,678.00	\$630,678.00	\$0.00	\$64,885.95	\$64,885.95	\$565,792.05	10.29
120	SUBSTITUTE TEACHERS	\$30,000.00	\$30,000.00	\$0.00	\$0.00	\$0.00	\$30,000.00	0.00
150	STIPDENT NON-INSTRUCTION	\$15,000.00	\$15,000.00	\$0.00	\$0.00	\$0.00	\$15,000.00	0.00
210	HEALTH CARE NON-INSTRUCTIONAL	\$200,907.00	\$200,907.00	\$0.00	\$17,777.41	\$17,777.41	\$183,129.59	8.85
220	FICA NON INSTRUCTIONAL	\$49,936.00	\$49,936.00	\$0.00	\$4,937.32	\$4,937.32	\$44,998.68	9.89
230	RETIREMENT NON INSTRUCTIONAL	\$63,475.00	\$63,475.00	\$0.00	\$5,812.76	\$5,812.76	\$57,662.24	9.16
290	LONG TERM DISABILITY	\$6,000.00	\$6,000.00	\$0.00	\$179.76	\$179.76	\$5,820.24	3.00
340	OTHER PROFESSIONAL SERVICES	\$229,383.00	\$229,383.00	\$16,546.35	\$20,669.30	\$20,669.30	\$192,167.35	16.22
382	DISTANCE EDUCATION ONLY	\$5,000.00	\$5,000.00	\$0.00	\$604.94	\$604.94	\$4,395.06	12.10
430	REPAIRS AND MAINTENANCE	\$15,000.00	\$15,000.00	\$2,179.58	\$2,685.33	\$2,685.33	\$10,135.09	32.43
580	TRAVEL:MEAL,HOTEL,RENTAL	\$2,500.00	\$2,500.00	\$0.00	\$0.00	\$0.00	\$2,500.00	0.00
610	GENERAL SUPPLIES	\$185,000.00	\$185,000.00	\$4,569.92	\$9,407.41	\$9,407.41	\$171,022.67	7.56
612	COPY COST	\$0.00	\$0.00	\$0.00	\$135.64	\$135.64	-\$135.64	0.00
626	GASOLINE/DIESEL	\$35,000.00	\$35,000.00	\$0.00	\$3,528.73	\$3,528.73	\$31,471.27	10.08
720	BUILDINGS/CONSTRUCTIONS	\$219,000.00	\$219,000.00	\$1,409.90	\$1,423.38	\$1,423.38	\$216,166.72	1.29
733	FURNITURE AND FIXTURES	\$10,000.00	\$10,000.00	\$0.00	\$0.00	\$0.00	\$10,000.00	0.00
890	MISCELLANEOUR EXPENDITURES	\$500.00	\$500.00	\$0.00	\$0.00	\$0.00	\$500.00	0.00
2620	MAINTENANCE	\$1,697,379.00	\$1,697,379.00	\$24,705.75	\$132,047.93	\$132,047.93	\$1,540,625.32	9.24
2630	GROUND							
340	OTHER PROFESSIONAL SERVICES	\$20,000.00	\$20,000.00	\$0.00	\$760.00	\$760.00	\$19,240.00	3.80
610	GENERAL SUPPLIES	\$20,000.00	\$20,000.00	\$8,637.60	\$1,294.68	\$1,294.68	\$10,067.72	49.66
2630	GROUND	\$40,000.00	\$40,000.00	\$8,637.60	\$2,054.68	\$2,054.68	\$29,307.72	26.73

Expenditure Summary

Report Description: BOARD REPORT Account Year: 25 Account Periods: 01 - 01 Dates: 09/02/2024 - 09/30/2024 North Platte Public School District

Account	Account Description	Original Budget	Adjusted Budget	YTD Encumbrance	Period Expended	YTD Expended	Available Balance	Percent
2600	OPERATIONS/MAINTENANCE							
2650	LARGE PROJECTS							
	340 OTHER PROFESSIONAL SERVICES	\$100,000.00	\$100,000.00	\$1,418.63	\$37,037.20	\$37,037.20	\$61,544.17	38.46
	2650 LARGE PROJECTS	\$100,000.00	\$100,000.00	\$1,418.63	\$37,037.20	\$37,037.20	\$61,544.17	38.46
2660	SAFETY AND SECURITY							
	340 OTHER PROFESSIONAL SERVICES	\$0.00	\$0.00	\$6,907.50	\$4,440.00	\$4,440.00	-\$11,347.50	0.00
	2660 SAFETY AND SECURITY	\$0.00	\$0.00	\$6,907.50	\$4,440.00	\$4,440.00	-\$11,347.50	0.00
2600	OPERATIONS/MAINTENANCE							
	2600 OPERATIONS/MAINTENANCE	\$5,588,609.83	\$5,588,609.83	\$73,396.02	\$456,404.76	\$456,404.76	\$5,058,809.05	9.48
2700	TRANSPORTATION							
2710	VEHICLE OPERATIONS							
	110 CLERICAL_BUSDRIVERS	\$125,000.00	\$125,000.00	\$0.00	\$5,122.21	\$5,122.21	\$119,877.79	4.10
	112 PARAPROFESSIONALS	\$20,000.00	\$20,000.00	\$0.00	\$0.00	\$0.00	\$20,000.00	0.00
	210 HEALTH CARE NON-INSTRUCTIONAL	\$0.00	\$0.00	\$0.00	\$32.17	\$32.17	-\$32.17	0.00
	220 FICA NON INSTRUCTIONAL	\$9,180.00	\$9,180.00	\$0.00	\$391.82	\$391.82	\$8,788.18	4.27
	222 FICA PARAPROFESSIONAL	\$1,530.00	\$1,530.00	\$0.00	\$0.00	\$0.00	\$1,530.00	0.00
	230 RETIREMENT NON INSTRUCTIONAL	\$11,853.00	\$11,853.00	\$0.00	\$326.66	\$326.66	\$11,526.34	2.76
	232 RETIREMENT PARAPROFESSIONALS	\$1,975.00	\$1,975.00	\$0.00	\$0.00	\$0.00	\$1,975.00	0.00
	332 MILEAGE TO PARENTS	\$175,000.00	\$175,000.00	\$0.00	\$307.57	\$307.57	\$174,692.43	0.18
	352 OTHER TECHNICAL SERVICES	\$45,000.00	\$45,000.00	\$4,733.82	\$545.00	\$545.00	\$39,721.18	11.73
	382 DISTANCE EDUCATION ONLY	\$3,500.00	\$3,500.00	\$0.00	\$129.63	\$129.63	\$3,370.37	3.70
	442 RENTALS	\$50,000.00	\$50,000.00	\$0.00	\$0.00	\$0.00	\$50,000.00	0.00
	490 OTHER PURCHASED PROPERTY	\$25,000.00	\$25,000.00	\$4,196.88	\$4,512.12	\$4,512.12	\$16,291.00	34.84
	610 GENERAL SUPPLIES	\$10,000.00	\$10,000.00	\$0.00	\$10.00	\$10.00	\$9,990.00	0.10
	626 GASOLINE/DIESEL	\$65,000.00	\$65,000.00	\$0.00	\$1,279.08	\$1,279.08	\$63,720.92	1.97
	2710 VEHICLE OPERATIONS	\$543,038.00	\$543,038.00	\$8,930.70	\$12,656.26	\$12,656.26	\$521,451.04	3.98
2712	SPED:VEHICLE OPERATIONS: K-12							
	112 PARAPROFESSIONALS	\$100,000.00	\$100,000.00	\$0.00	\$3,758.78	\$3,758.78	\$96,241.22	3.76
	212 HEALTH CARE PARAPROFESSIONALS	\$20,000.00	\$20,000.00	\$0.00	\$274.78	\$274.78	\$19,725.22	1.37
	222 FICA PARAPROFESSIONAL	\$7,650.00	\$7,650.00	\$0.00	\$287.23	\$287.23	\$7,362.77	3.75
	232 RETIREMENT PARAPROFESSIONALS	\$9,877.00	\$9,877.00	\$0.00	\$371.29	\$371.29	\$9,505.71	3.76
	332 MILEAGE TO PARENTS	\$15,000.00	\$15,000.00	\$0.00	\$0.00	\$0.00	\$15,000.00	0.00
	490 OTHER PURCHASED PROPERTY	\$5,000.00	\$5,000.00	\$0.00	\$0.00	\$0.00	\$5,000.00	0.00
	626 GASOLINE/DIESEL	\$25,000.00	\$25,000.00	\$0.00	\$502.09	\$502.09	\$24,497.91	2.01
	732 VEHICLES-SEE DESCRIPTION	\$0.00	\$0.00	\$0.00	\$2,202.72	\$2,202.72	-\$2,202.72	0.00
	2712 SPED:VEHICLE OPERATIONS: K-12	\$182,527.00	\$182,527.00	\$0.00	\$7,396.89	\$7,396.89	\$175,130.11	4.05
	2700 TRANSPORTATION	\$725,565.00	\$725,565.00	\$8,930.70	\$20,053.15	\$20,053.15	\$696,581.15	3.99

Expenditure Summary

BOARD REPORT ON 1100 MAJOR PROGRAM

North Platte Public School District

Report Description: BOARD REPORT Account Year: 25 Account Periods: 01 - 01 Dates: 09/02/2024 - 09/30/2024

Account	Account Description	Original Budget	Adjusted Budget	YTD Encumbrance	Period Expended	YTD Expended	Available Balance	Percent
3300	COMMUNITY SERVICE							
3300	KIDS KLUB							
110	CLERICAL_BUSDRIVERS	\$25,000.00	\$25,000.00	\$0.00	\$756.03	\$756.03	\$24,243.97	3.02
112	PARAPROFESSIONALS	\$102,153.00	\$102,153.00	\$0.00	\$3,205.36	\$3,205.36	\$98,947.64	3.14
116	PROFESSIONAL NON-CERTIFIED	\$73,272.00	\$73,272.00	\$0.00	\$6,106.00	\$6,106.00	\$67,166.00	8.33
210	HEALTH CARE NON-INSTRUCTIONAL	\$12,000.00	\$12,000.00	\$0.00	\$0.00	\$0.00	\$12,000.00	0.00
212	HEALTH CARE PARAPROFESSIONALS	\$90,000.00	\$90,000.00	\$0.00	\$167.09	\$167.09	\$89,832.91	0.19
220	FICA NON INSTRUCTIONAL	\$3,400.00	\$3,400.00	\$0.00	\$57.84	\$57.84	\$3,342.16	1.70
222	FICA PARAPROFESSIONAL	\$4,230.00	\$4,230.00	\$0.00	\$243.72	\$243.72	\$3,986.28	5.76
226	FICA NC PROFESSIONAL	\$5,463.00	\$5,463.00	\$0.00	\$467.11	\$467.11	\$4,995.89	8.55
230	RETIREMENT NON INSTRUCTIONAL	\$3,554.00	\$3,554.00	\$0.00	\$0.00	\$0.00	\$3,554.00	0.00
232	RETIREMENT PARAPROFESSIONALS	\$5,791.00	\$5,791.00	\$0.00	\$143.20	\$143.20	\$5,647.80	2.47
236	RETIREMENT NC PROFESSIONAL	\$7,054.00	\$7,054.00	\$0.00	\$603.14	\$603.14	\$6,450.86	8.55
290	LONG TERM DISABILITY	\$0.00	\$0.00	\$0.00	\$0.07	\$0.07	-\$0.07	0.00
333	MILEAGE STAFF	\$3,000.00	\$3,000.00	\$0.00	\$912.05	\$912.05	\$2,087.95	30.40
340	OTHER PROFESSIONAL SERVICES	\$10,000.00	\$10,000.00	\$0.00	\$238.00	\$238.00	\$9,762.00	2.38
382	DISTANCE EDUCATION ONLY	\$3,000.00	\$3,000.00	\$0.00	\$422.47	\$422.47	\$2,577.53	14.08
550	PRINTING/BINDING	\$1,000.00	\$1,000.00	\$0.00	\$0.00	\$0.00	\$1,000.00	0.00
580	TRAVEL:MEAL,HOTEL,RENTAL	\$5,000.00	\$5,000.00	\$0.00	\$120.00	\$120.00	\$4,880.00	2.40
810	DUES AND FEES	\$1,000.00	\$1,000.00	\$0.00	\$0.00	\$0.00	\$1,000.00	0.00
890	MISCELLANEOUR EXPENDITURES	\$20,000.00	\$20,000.00	\$0.00	\$599.98	\$599.98	\$19,400.02	3.00
3300	KIDS KLUB	\$374,917.00	\$374,917.00	\$0.00	\$14,042.06	\$14,042.06	\$360,874.94	3.75
3300	COMMUNITY SERVICE	\$374,917.00	\$374,917.00	\$0.00	\$14,042.06	\$14,042.06	\$360,874.94	3.75
3400	CATEGORICAL/PRIVATE GRANTS							
3400	PRIVATE GRANTS							
340	OTHER PROFESSIONAL SERVICES	\$0.00	\$0.00	\$0.00	\$41,130.00	\$41,130.00	-\$41,130.00	0.00
610	GENERAL SUPPLIES	\$0.00	\$0.00	\$0.00	\$1,716.00	\$1,716.00	-\$1,716.00	0.00
3400	PRIVATE GRANTS	\$0.00	\$0.00	\$0.00	\$42,846.00	\$42,846.00	-\$42,846.00	0.00
3400	CATEGORICAL/PRIVATE GRANTS	\$0.00	\$0.00	\$0.00	\$42,846.00	\$42,846.00	-\$42,846.00	0.00

Expenditure Summary

Report Description: BOARD REPORT Account Year: 25 Account Periods: 01 - 01 Dates: 09/02/2024 - 09/30/2024

Account	Account Description	Original Budget	Adjusted Budget	YTD Encumbrance	Period Expended	YTD Expended	Available Balance	Percent
3500	STATE CATEGORICAL PROGRAMS							
3535	HAL							
151	INCENTIVE PROFESSIONAL STAFF	\$19,600.00	\$19,600.00	\$0.00	\$0.00	\$0.00	\$19,600.00	0.00
211	HEALTH CARE PROFESSIONAL	\$1,693.00	\$1,693.00	\$0.00	\$0.00	\$0.00	\$1,693.00	0.00
221	FICA PROFESSIONAL	\$5,728.00	\$5,728.00	\$0.00	\$0.00	\$0.00	\$5,728.00	0.00
231	RETIREMENT PROFESSIONAL	\$952.00	\$952.00	\$0.00	\$0.00	\$0.00	\$952.00	0.00
610	GENERAL SUPPLIES	\$0.00	\$0.00	\$450.00	\$586.16	\$586.16	-\$1,036.16	0.00
3535	HAL	\$27,973.00	\$27,973.00	\$450.00	\$586.16	\$586.16	\$26,936.84	3.70
3540	PRE SCHOOL GRANT							
111	TEACHERS/PROFESSIONALS	\$69,000.00	\$69,000.00	\$0.00	\$5,685.50	\$5,685.50	\$63,314.50	8.24
211	HEALTH CARE PROFESSIONAL	\$17,801.00	\$17,801.00	\$0.00	\$0.00	\$0.00	\$17,801.00	0.00
221	FICA PROFESSIONAL	\$8,853.00	\$8,853.00	\$0.00	\$433.77	\$433.77	\$8,419.23	4.90
231	RETIREMENT PROFESSIONAL	\$4,346.00	\$4,346.00	\$0.00	\$561.60	\$561.60	\$3,784.40	12.92
610	GENERAL SUPPLIES	\$0.00	\$0.00	\$0.00	\$1,179.30	\$1,179.30	-\$1,179.30	0.00
3540	PRE SCHOOL GRANT	\$100,000.00	\$100,000.00	\$0.00	\$7,860.17	\$7,860.17	\$92,139.83	7.86
3541	SIXPENCE-EARLY CHILDHOOD ENDOWMENT							
116	PROFESSIONAL NON-CERTIFIED	\$131,979.00	\$131,979.00	\$0.00	\$11,099.84	\$11,099.84	\$120,879.16	8.41
216	HEALTH CARE NC PROFESSIONAL	\$16,954.00	\$16,954.00	\$0.00	\$1,383.71	\$1,383.71	\$15,570.29	8.16
226	FICA NC PROFESSIONAL	\$10,913.00	\$10,913.00	\$0.00	\$824.88	\$824.88	\$10,088.12	7.56
236	RETIREMENT NC PROFESSIONAL	\$12,542.00	\$12,542.00	\$0.00	\$1,096.42	\$1,096.42	\$11,445.58	8.74
340	OTHER PROFESSIONAL SERVICES	\$4,812.00	\$4,812.00	\$0.00	\$0.00	\$0.00	\$4,812.00	0.00
382	DISTANCE EDUCATION ONLY	\$0.00	\$0.00	\$0.00	\$101.44	\$101.44	-\$101.44	0.00
580	TRAVEL:MEAL,HOTEL,RENTAL	\$0.00	\$0.00	\$1,785.00	\$877.08	\$877.08	-\$2,662.08	0.00
610	GENERAL SUPPLIES	\$8,800.00	\$8,800.00	\$0.00	\$175.88	\$175.88	\$8,624.12	2.00
3541	SIXPENCE-EARLY CHILDHOOD ENDOWMENT	\$186,000.00	\$186,000.00	\$1,785.00	\$15,559.25	\$15,559.25	\$168,655.75	9.32
3551								
610	GENERAL SUPPLIES	\$0.00	\$0.00	\$24,512.47	\$7,862.69	\$7,862.69	-\$32,375.16	0.00
3551		\$0.00	\$0.00	\$24,512.47	\$7,862.69	\$7,862.69	-\$32,375.16	0.00
3500	STATE CATEGORICAL PROGRAMS	\$313,973.00	\$313,973.00	\$26,747.47	\$31,868.27	\$31,868.27	\$255,357.26	18.67
4000	UNOBLIGATED FUNDS							
4000	UNOBLIGATED BUDGET	\$2,000,000.00	\$2,000,000.00	\$0.00	\$0.00	\$0.00	\$2,000,000.00	0.00
101	BUDGET-UNOBLIGATED	\$2,000,000.00	\$2,000,000.00	\$0.00	\$0.00	\$0.00	\$2,000,000.00	0.00
4000	UNOBLIGATED BUDGET	\$2,000,000.00	\$2,000,000.00	\$0.00	\$0.00	\$0.00	\$2,000,000.00	0.00
4000	UNOBLIGATED FUNDS	\$2,000,000.00	\$2,000,000.00	\$0.00	\$0.00	\$0.00	\$2,000,000.00	0.00

Expenditure Summary

BOARD REPORT ON 1100 MAJOR PROGRAM

North Platte Public School District

Report Description: BOARD REPORT Account Year: 25 Account Periods: 01 - 01 Dates: 09/02/2024 - 09/30/2024

Account	Original Budget	Adjusted Budget	YTD Encumbrance	Period Expended	YTD Expended	Available Balance	Percent
6200 ESSA-TITLE							
6200 ESSA GRANT							
111 TEACHERS/PROFESSIONALS	\$697,999.00	\$697,999.00	\$0.00	\$68,927.24	\$68,927.24	\$629,071.76	9.87
112 PARAPROFESSIONALS	\$178,686.00	\$178,686.00	\$0.00	\$11,778.55	\$11,778.55	\$166,907.45	6.59
116 PROFESSIONAL NON-CERTIFIED	\$95,001.00	\$95,001.00	\$0.00	\$8,400.92	\$8,400.92	\$86,600.08	8.84
211 HEALTH CARE PROFESSIONAL	\$17,422.00	\$17,422.00	\$0.00	\$6,485.42	\$6,485.42	\$10,936.58	37.23
212 HEALTH CARE PARAPROFESSIONALS	\$28,707.00	\$28,707.00	\$0.00	\$720.44	\$720.44	\$27,986.56	2.51
216 HEALTH CARE NC PROFESSIONAL	\$24,378.00	\$24,378.00	\$0.00	\$2,031.50	\$2,031.50	\$22,346.50	8.33
221 FICA PROFESSIONAL	\$35,646.00	\$35,646.00	\$0.00	\$5,068.85	\$5,068.85	\$30,577.15	14.22
222 FICA PARAPROFESSIONAL	\$13,670.00	\$13,670.00	\$0.00	\$894.73	\$894.73	\$12,775.27	6.55
226 FICA NC PROFESSIONAL	\$7,097.00	\$7,097.00	\$0.00	\$641.23	\$641.23	\$6,455.77	9.04
231 RETIREMENT PROFESSIONAL	\$46,027.00	\$46,027.00	\$0.00	\$6,808.48	\$6,808.48	\$39,218.52	14.79
232 RETIREMENT PARAPROFESSIONALS	\$17,652.00	\$17,652.00	\$0.00	\$1,163.45	\$1,163.45	\$16,488.55	6.59
236 RETIREMENT NC PROFESSIONAL	\$9,165.00	\$9,165.00	\$0.00	\$829.82	\$829.82	\$8,335.18	9.05
281 HEALTH BENEFITS FOR TEACHERS	\$6,500.00	\$6,500.00	\$0.00	\$2,708.35	\$2,708.35	\$3,791.65	41.67
6200 ESSA GRANT	\$1,177,950.00	\$1,177,950.00	\$0.00	\$116,458.98	\$116,458.98	\$1,061,491.02	9.89
6200 ESSA-TITLE	\$1,177,950.00	\$1,177,950.00	\$0.00	\$116,458.98	\$116,458.98	\$1,061,491.02	9.89
6300 ESSA-TITLE II							
6310 TITLE II-ESSA							
111 TEACHERS/PROFESSIONALS	\$62,800.00	\$62,800.00	\$0.00	\$5,377.25	\$5,377.25	\$57,422.75	8.56
211 HEALTH CARE PROFESSIONAL	\$21,201.00	\$21,201.00	\$0.00	\$1,801.95	\$1,801.95	\$19,399.05	8.50
221 FICA PROFESSIONAL	\$4,805.00	\$4,805.00	\$0.00	\$407.61	\$407.61	\$4,397.39	8.48
231 RETIREMENT PROFESSIONAL	\$6,203.00	\$6,203.00	\$0.00	\$531.16	\$531.16	\$5,671.84	8.56
580 TRAVEL:MEAL,HOTEL,RENTAL	\$65,000.00	\$65,000.00	\$0.00	\$65,220.00	\$65,220.00	-\$220.00	100.34
6310 TITLE II-ESSA	\$160,009.00	\$160,009.00	\$0.00	\$73,337.97	\$73,337.97	\$86,671.03	45.83
6300 ESSA-TITLE II	\$160,009.00	\$160,009.00	\$0.00	\$73,337.97	\$73,337.97	\$86,671.03	45.83

Expenditure Summary

Report Description: BOARD REPORT Account Year: 25 Account Periods: 01 - 01 Dates: 09/02/2024 - 09/30/2024

Account	Account Description	Original Budget	Adjusted Budget	YTD Encumbrance	Period Expended	YTD Expended	Available Balance	Percent
6400 IDEA								
6406 IDEA PRESCHOOL								
111 TEACHERS/PROFESSIONALS		\$32,494.00	\$32,494.00	\$0.00	\$0.00	\$0.00	\$32,494.00	0.00
211 HEALTH CARE PROFESSIONAL		\$12,666.00	\$12,666.00	\$0.00	\$0.00	\$0.00	\$12,666.00	0.00
221 FICA PROFESSIONAL		\$2,486.00	\$2,486.00	\$0.00	\$0.00	\$0.00	\$2,486.00	0.00
231 RETIREMENT PROFESSIONAL		\$3,210.00	\$3,210.00	\$0.00	\$0.00	\$0.00	\$3,210.00	0.00
6406 IDEA PRESCHOOL		\$50,856.00	\$50,856.00	\$0.00	\$0.00	\$0.00	\$50,856.00	0.00
6408 IDEA-BASE ENROLLMENT POVERTY								
111 TEACHERS/PROFESSIONALS		\$636,286.00	\$636,286.00	\$0.00	\$52,812.30	\$52,812.30	\$583,473.70	8.30
112 PARAPROFESSIONALS		\$42,428.00	\$42,428.00	\$0.00	\$2,169.70	\$2,169.70	\$40,258.30	5.11
116 PROFESSIONAL NON-CERTIFIED		\$140,220.00	\$140,220.00	\$0.00	\$12,363.51	\$12,363.51	\$127,856.49	8.82
211 HEALTH CARE PROFESSIONAL		\$68,131.00	\$68,131.00	\$0.00	\$5,045.49	\$5,045.49	\$63,085.51	7.41
216 HEALTH CARE NC PROFESSIONAL		\$33,844.00	\$33,844.00	\$0.00	\$2,535.72	\$2,535.72	\$31,308.28	7.49
221 FICA PROFESSIONAL		\$49,670.00	\$49,670.00	\$0.00	\$4,031.90	\$4,031.90	\$45,638.10	8.12
222 FICA PARAPROFESSIONAL		\$3,247.00	\$3,247.00	\$0.00	\$165.51	\$165.51	\$3,081.49	5.10
226 FICA NC PROFESSIONAL		\$10,765.00	\$10,765.00	\$0.00	\$943.50	\$943.50	\$9,821.50	8.76
231 RETIREMENT PROFESSIONAL		\$64,135.00	\$64,135.00	\$0.00	\$5,216.66	\$5,216.66	\$58,918.34	8.13
232 RETIREMENT PARAPROFESSIONALS		\$4,191.00	\$4,191.00	\$0.00	\$214.32	\$214.32	\$3,976.68	5.11
236 RETIREMENT NC PROFESSIONAL		\$13,897.00	\$13,897.00	\$0.00	\$1,225.30	\$1,225.30	\$12,671.70	8.82
281 HEALTH BENEFITS FOR TEACHERS		\$0.00	\$0.00	\$0.00	\$1,625.01	\$1,625.01	-\$1,625.01	0.00
286 HEALTH BENEFITS PROFESSIONALS		\$0.00	\$0.00	\$0.00	\$41.10	\$41.10	-\$41.10	0.00
6408 IDEA-BASE ENROLLMENT POVERTY		\$1,066,814.00	\$1,066,814.00	\$0.00	\$88,390.02	\$88,390.02	\$978,423.98	8.29
6412 IDEA PROPORTIONATE SHARE								
111 TEACHERS/PROFESSIONALS		\$31,696.00	\$31,696.00	\$0.00	\$899.06	\$899.06	\$30,796.94	2.84
211 HEALTH CARE PROFESSIONAL		\$8,366.00	\$8,366.00	\$0.00	\$426.61	\$426.61	\$7,939.39	5.10
221 FICA PROFESSIONAL		\$2,598.00	\$2,598.00	\$0.00	\$42.40	\$42.40	\$2,555.60	1.63
231 RETIREMENT PROFESSIONAL		\$3,356.00	\$3,356.00	\$0.00	\$88.81	\$88.81	\$3,267.19	2.65
6412 IDEA PROPORTIONATE SHARE		\$46,016.00	\$46,016.00	\$0.00	\$1,456.88	\$1,456.88	\$44,559.12	3.17
6416 PLANNING REGION								
340 OTHER PROFESSIONAL SERVICES		\$9,000.00	\$9,000.00	\$0.00	\$0.00	\$0.00	\$9,000.00	0.00
580 TRAVEL:MEAL,HOTEL,RENTAL		\$3,000.00	\$3,000.00	\$0.00	\$0.00	\$0.00	\$3,000.00	0.00
610 GENERAL SUPPLIES		\$4,750.00	\$4,750.00	\$0.00	\$0.00	\$0.00	\$4,750.00	0.00
6416 PLANNING REGION		\$16,750.00	\$16,750.00	\$0.00	\$0.00	\$0.00	\$16,750.00	0.00
6418								
340 OTHER PROFESSIONAL SERVICES		\$18,000.00	\$18,000.00	\$0.00	\$0.00	\$0.00	\$18,000.00	0.00
580 TRAVEL:MEAL,HOTEL,RENTAL		\$0.00	\$0.00	\$15,570.00	\$15,570.00	\$15,570.00	-\$31,140.00	0.00
610 GENERAL SUPPLIES		\$13,628.00	\$13,628.00	\$0.00	\$0.00	\$0.00	\$13,628.00	0.00
6418		\$31,628.00	\$31,628.00	\$15,570.00	\$15,570.00	\$15,570.00	\$488.00	98.46
6400 IDEA		\$1,212,064.00	\$1,212,064.00	\$15,570.00	\$105,416.90	\$105,416.90	\$1,091,077.10	9.98

Expenditure Summary

Report Description: BOARD REPORT Account Year: 25 Account Periods: 01 - 01 Dates: 09/02/2024 - 09/30/2024

Account	Original Budget	Adjusted Budget	YTD Encumbrance	Period Expended	YTD Expended	Available Balance	Percent
6700 CARL PERKINS FUNDS							
6700 CARL PERKINS							
151 INCENTIVE PROFESSIONAL STAFF	\$2,710.00	\$2,710.00	\$0.00	\$0.00	\$0.00	\$2,710.00	0.00
221 FICA PROFESSIONAL	\$427.00	\$427.00	\$0.00	\$0.00	\$0.00	\$427.00	0.00
340 OTHER PROFESSIONAL SERVICES	\$360.00	\$360.00	\$0.00	\$0.00	\$0.00	\$360.00	0.00
580 TRAVEL:MEAL,HOTEL,RENTAL	\$6,200.00	\$6,200.00	\$0.00	\$0.00	\$0.00	\$6,200.00	0.00
610 GENERAL SUPPLIES	\$23,568.00	\$23,568.00	\$48,984.11	\$13,134.60	\$13,134.60	-\$38,550.71	263.57
733 FURNITURE AND FIXTURES	\$25,150.00	\$25,150.00	\$0.00	\$0.00	\$0.00	\$25,150.00	0.00
6700 CARL PERKINS	\$58,415.00	\$58,415.00	\$48,984.11	\$13,134.60	\$13,134.60	-\$3,703.71	106.34
6700 CARL PERKINS FUNDS	\$58,415.00	\$58,415.00	\$48,984.11	\$13,134.60	\$13,134.60	-\$3,703.71	106.34
6900 FEDERAL SERV-CATEGORICAL							
6968 21ST CENTURY							
112 PARAPROFESSIONALS	\$103,947.00	\$103,947.00	\$0.00	\$6,656.00	\$6,656.00	\$97,291.00	6.40
212 HEALTH CARE PARAPROFESSIONALS	\$5,920.00	\$5,920.00	\$0.00	\$394.35	\$394.35	\$5,525.65	6.66
222 FICA PARAPROFESSIONAL	\$5,787.00	\$5,787.00	\$0.00	\$507.37	\$507.37	\$5,279.63	8.77
232 RETIREMENT PARAPROFESSIONALS	\$5,195.00	\$5,195.00	\$0.00	\$398.37	\$398.37	\$4,796.63	7.67
580 TRAVEL:MEAL,HOTEL,RENTAL	\$0.00	\$0.00	\$0.00	\$273.20	\$273.20	-\$273.20	0.00
6968 21ST CENTURY	\$120,849.00	\$120,849.00	\$0.00	\$8,229.29	\$8,229.29	\$112,619.71	6.81
6969 TITLE IV							
111 TEACHERS/PROFESSIONALS	\$0.00	\$0.00	\$0.00	\$4,552.29	\$4,552.29	-\$4,552.29	0.00
151 INCENTIVE PROFESSIONAL STAFF	\$61,800.00	\$61,800.00	\$0.00	\$1,370.00	\$1,370.00	\$60,430.00	2.22
211 HEALTH CARE PROFESSIONAL	\$11,134.00	\$11,134.00	\$0.00	\$1,121.17	\$1,121.17	\$10,012.83	10.07
221 FICA PROFESSIONAL	\$4,733.00	\$4,733.00	\$0.00	\$446.30	\$446.30	\$4,286.70	9.43
231 RETIREMENT PROFESSIONAL	\$6,095.00	\$6,095.00	\$0.00	\$517.41	\$517.41	\$5,577.59	8.49
6969 TITLE IV	\$83,762.00	\$83,762.00	\$0.00	\$8,007.17	\$8,007.17	\$75,754.83	9.56
6988 ESSERS - AFTERSCHOOL							
112 PARAPROFESSIONALS	\$0.00	\$0.00	\$0.00	\$2,122.94	\$2,122.94	-\$2,122.94	0.00
212 HEALTH CARE PARAPROFESSIONALS	\$4,238.00	\$4,238.00	\$0.00	\$360.22	\$360.22	\$3,877.78	8.50
222 FICA PARAPROFESSIONAL	\$1,711.00	\$1,711.00	\$0.00	\$162.06	\$162.06	\$1,548.94	9.47
232 RETIREMENT PARAPROFESSIONALS	\$2,210.00	\$2,210.00	\$0.00	\$209.70	\$209.70	\$2,000.30	9.49
580 TRAVEL:MEAL,HOTEL,RENTAL	\$0.00	\$0.00	\$0.00	\$2,546.54	\$2,546.54	-\$2,546.54	0.00
610 GENERAL SUPPLIES	\$0.00	\$0.00	\$0.00	\$1,609.55	\$1,609.55	-\$1,609.55	0.00
6988 ESSERS - AFTERSCHOOL	\$8,159.00	\$8,159.00	\$0.00	\$7,011.01	\$7,011.01	\$1,147.99	85.93
6989 ESSERS - SUMMER							
112 PARAPROFESSIONALS	\$0.00	\$0.00	\$0.00	\$2,122.95	\$2,122.95	-\$2,122.95	0.00
212 HEALTH CARE PARAPROFESSIONALS	\$4,238.00	\$4,238.00	\$0.00	\$360.22	\$360.22	\$3,877.78	8.50
222 FICA PARAPROFESSIONAL	\$1,711.00	\$1,711.00	\$0.00	\$162.04	\$162.04	\$1,548.96	9.47
232 RETIREMENT PARAPROFESSIONALS	\$2,210.00	\$2,210.00	\$0.00	\$209.70	\$209.70	\$2,000.30	9.49
6989 ESSERS - SUMMER	\$8,159.00	\$8,159.00	\$0.00	\$2,854.91	\$2,854.91	\$5,304.09	34.99

Expenditure Summary
 Report Description: BOARD REPORT
 Account Year: 25
 Account Periods: 01 - 01
 Dates: 09/02/2024 - 09/30/2024
 North Platte Public School District

Account	Account Description	Original Budget	Adjusted Budget	YTD Encumbrance	Period Expended	YTD Expended	Available Balance	Percent
6900	FEDERAL SERV-CATEGORICAL							
6990	OTHER FEDERAL PROGRAMS							
	116 PROFESSIONAL NON-CERTIFIED	\$203,288.00	\$203,288.00	\$0.00	\$17,351.91	\$17,351.91	\$185,936.09	8.54
	216 HEALTH CARE NC PROFESSIONAL	\$58,527.00	\$58,527.00	\$0.00	\$5,395.82	\$5,395.82	\$53,131.18	9.22
	226 FICA NC PROFESSIONAL	\$15,551.00	\$15,551.00	\$0.00	\$1,272.28	\$1,272.28	\$14,278.72	8.18
	236 RETIREMENT NC PROFESSIONAL	\$20,081.00	\$20,081.00	\$0.00	\$1,714.00	\$1,714.00	\$18,367.00	8.54
	333 MILEAGE STAFF	\$0.00	\$0.00	\$0.00	\$169.45	\$169.45	-\$169.45	0.00
	382 DISTANCE EDUCATION ONLY	\$0.00	\$0.00	\$0.00	\$129.63	\$129.63	-\$129.63	0.00
6990	OTHER FEDERAL PROGRAMS	\$297,447.00	\$297,447.00	\$0.00	\$26,033.09	\$26,033.09	\$271,413.91	8.75
6991	MCKINNEY-VENTO							
	216 HEALTH CARE NC PROFESSIONAL	\$15,994.00	\$15,994.00	\$0.00	\$0.00	\$0.00	\$15,994.00	0.00
	226 FICA NC PROFESSIONAL	\$5,613.00	\$5,613.00	\$0.00	\$0.00	\$0.00	\$5,613.00	0.00
	236 RETIREMENT NC PROFESSIONAL	\$7,248.00	\$7,248.00	\$0.00	\$0.00	\$0.00	\$7,248.00	0.00
	6991 MCKINNEY-VENTO	\$28,855.00	\$28,855.00	\$0.00	\$0.00	\$0.00	\$28,855.00	0.00
6900	FEDERAL SERV-CATEGORICAL	\$547,231.00	\$547,231.00	\$0.00	\$52,135.47	\$52,135.47	\$495,095.53	9.53
8000	TRANSFERS							
8000	TRANSFERS (OUTGOING)							
	913 TRANSFERS TO ACTIVITY FUND	\$140,000.00	\$140,000.00	\$0.00	\$0.00	\$0.00	\$140,000.00	0.00
	8000 TRANSFERS (OUTGOING)	\$140,000.00	\$140,000.00	\$0.00	\$0.00	\$0.00	\$140,000.00	0.00
	8000 TRANSFERS	\$140,000.00	\$140,000.00	\$0.00	\$0.00	\$0.00	\$140,000.00	0.00
	01 GENERAL FUND	\$52,328,207.77	\$52,328,207.77	\$431,215.04	\$4,404,510.08	\$4,404,510.08	\$47,492,482.65	9.24

FJXS06A (build 25.1.6.1)

Selection Criteria

Account Year	25	Display Options	Show Zero Accounts	No
Account Period Range	01 - 01		Summary/Detail	Summary
Accounts	All Accounts			
Report ID	103797			
Report Title	BOARD REPORT ON 1100 MAJOR PROGRAM			
Report Description	BOARD REPORT			
Role ID	SYS			

Report Specification Sort / Totals

FUND	Sequence: 1	Heading: N	Total: Y	Page Break: N
MAJOR PROG	Sequence: 2	Heading: Y	Total: Y	Page Break: N
PROGRAM	Sequence: 3	Heading: Y	Total: Y	Page Break: N
OBJECT	Sequence: 4	Heading: N	Total: Y	Page Break: N

Report Specification Selection Ranges

OBJECT	100 - 999
FUND	01 - 01



NORTH PLATTE PUBLIC SCHOOLS

MONTHLY FINANCIAL REPORT

For the One Month Period Ending September 30, 2024

www.nppsd.org

Current Budget Usage should be 8.33%

Manage finances in order to sustain educational programs while maintaining and improving safety, accessibility, usability and value of our school facilities within budget limitations.

Strategy 3

Strategy 3: We will provide a safe and healthy learning environment.

Date: February 2, 2023

Specific Results 3.1: Balance revenues and expenses to maintain a strong financial position.

Action Steps:

1. Analyze past spending and revenue patterns over the past 5 years and align with the district goals.
2. Identify, develop and analyze **additional revenue sources** that would assist the district in meeting district goals. (grants)
3. Provide district leaders and principals with information on the current financial information, receiving input, that will help the district make sound financial decisions that impact the budget process and improve student achievement.
4. Manage the cash reserve for the district to provide three months of expenditures but not to exceed 25%.

Specific Results 3.2: Ensure a safe and secure environment for all students and staff.

Action Steps:

1. Analyze and continuously update the long-range facility plan so the district is utilizing the facilities at its maximum potential.
2. Prepare a school utilization study and a plan of action to enhance the effectiveness and efficiency of the schools' operations.
3. Continually evaluate and work with business partners on implementing early childhood offerings.
4. Annually review, update, and implement the district safety plan and all building level safety plans.
5. Maintain and Implement Long Range Facility Plan.
6. Plan, develop and implement programs to promote staff and student wellness.
7. Meet as a district-level safety team and work with building administrators on individual building needs.

Specific Results 3.3: Provide internal and external communication systems.

Action Step:

1. Communicate and share district-approved platforms with administrators and staff.
2. Provide ongoing training and support for administrators and staff.
3. Share information on district-wide issues through internal and external media outlets.
4. Create a system to encourage two-way communication between North Platte Public Schools and patrons of the community.

North Platte Public Schools



STATEMENT OF OF CHANGES IN DISBURSEMENTS-BUDGET AND ACTUAL

For the One Month Period Ending September 30, 2024

	<u>Budget</u>		<u>% of Budget</u>
	<u>(Original and Final)</u>	<u>Actual</u>	<u>Spent</u>
General-Regular	40,274,179	3,220,503	8.00%
General-Grants			
ESSERS	0	-	#DIV/0!
ESSA	1,337,959	189,796	14.19%
IDEA	1,212,064	105,417	8.70%
Grants	2,919,619	139,984	4.79%
Total Disbursements less Special Education	45,743,821	3,655,700	7.99%
General-Special Education	7,084,387	748,810	10.57%
General Fund	\$ 52,828,208	\$ 4,404,510	
Depreciation	4,919,967	8,256	0.17%
Employee Benefit	300,000	1,490	0.50%
Activities	2,000,000	97,762	4.89%
Lunch	3,048,000	224,022	7.35%
Bond	-	-	
Building	1,740,161	875,787	50.33%
QCPUF	1,258,883	-	0.00%
Cooperative Fund	100,000	-	0.00%
Total	<u><u>\$ 66,195,219</u></u>	<u><u>\$ 5,611,827</u></u>	8.48%

North Platte Public Schools
Treasurers Report
9/30/24



General Fund

Reserves-August 31, 2024 **(4,206,402)**

Deposits

Property Taxes	8,321,576		
State Aid	936,013		
Special Education			
Interest Income			
IDEA			
Other Income (Tuition, HHS Payments)	59,294		
Grants	67,386		
Transfers/Liabilities	(375,379)		
Total Deposits		9,008,890	

Disbursements

Payroll	1,882,916		
Federal Taxes	600,950		
Nebraska Retirement	-		
Nebraska Taxes	-		
Payroll Deductions	66,488		
		2,550,354	
Bills	1,424,883		
Total Disbursement		3,975,237	
Net Change			5,033,653

Reserves-September 30, 2024 **827,251**
0

Depreciation

Reserves-August 31, 2024 **3,076,150**

Deposits		8,578	
Disbursements		8,256	
Net Change			322

Reserves-September 30, 2024 **3,076,472**
0

Employee Benefit

Reserves-August 31, 2024 **143,790**

Deposits		-	
Disbursements		1,490	
Net Change			(1,490)

Reserves-September 30, 2024 **142,300**
0

North Platte Public Schools
Treasurers Report
9/30/24



Activity Fund

Reserves-August 31, 2024		1,403,857
Deposits	102,893	
Disbursements	98,377	
Net Change		4,516
Reserves-September 30, 2024		1,408,373
		0

Cafeteria Fund

Reserves-August 31, 2024		1,034,014
Deposits		
Federal Funds	180,756	
Student Lunches	50,982	
Accrual of Meals	Accrual	
State Reimbursements		
Other Income (Catering)		
Adjustments for prior months	23,026	
Total Deposits		254,764
Disbursements		
Bills		
SODEXO	211,728	
Payroll	9,258	
Other Bills	3,034	
Total Disbursement		224,020
Net Change		30,744
Reserves-September 30, 2024		1,064,758
		0

Bond Fund

Reserves-August 31, 2024		28,182
Deposits	-	
Property Taxes	-	
Disbursements	-	
Net Change		0
Reserves-September 30, 2024		28,182
		0

North Platte Public Schools
Treasurers Report
9/30/24



Building Fund

Reserves-August 31, 2024		191,713
Deposits	-	
Property Taxes		
Disbursements	875,787	
Net Change		(875,787)
Reserves-September 30, 2024		(684,074)
		0

QCPUF

Reserves-August 31, 2024		1,087,146
Deposits		
Property Taxes	-	
Other Revenue		
Disbursements	-	
Net Change		0
Reserves-September 30, 2024		1,087,146
		0

Cooperative Fund

Reserves-August 31, 2024		16,894
Deposits	1,000	
Disbursements		
Net Change		1,000
Reserves-September 30, 2024		17,894

NORTH PLATTE PUBLIC SCHOOLS

STATEMENT OF NET ASSETS-CASH BASIS
ARISING FROM CASH TRANSACTIONS-GOVERNMENTAL FUNDS

BALANCE SHEET
September 30, 2024



	<u>General</u>	<u>Depreciation</u>	<u>Employee Benefit</u>	<u>Nutrition</u>	<u>Bond</u>	<u>Building</u>	<u>QCPUF</u>	<u>Cooperative</u>
ASSETS								
Cash	\$ 1,876,403	\$ 3,076,472	\$ 143,790	\$ 1,380,653	\$ 28,182	\$ (684,074)	\$ 1,087,146	\$ 17,894
Investments								
Cash with Fiscal Agent	-				-	-	-	
Accounts Receivables	-	-		(262,213)		-	-	
Due From	46,974							
Prepaid Insurance								
Amount Provided for Bonds								
Total Assets	\$ 1,923,377	\$ 3,076,472	\$ 143,790	\$ 1,118,440	\$ 28,182	\$ (684,074)	\$ 1,087,146	\$ 17,894
LIABILITIES								
Bank Overdraft	\$ -	\$ -	\$ -	\$ -	\$ -	\$ -	\$ -	\$ -
Accounts Payable	1,096,126							
Due To	-	-	1,490	53,682		-	-	-
Bonds Payable								
Total Liabilities	\$ 1,096,126	\$ -	\$ 1,490	\$ 53,682	\$ -	\$ -	\$ -	\$ -
Total Assets less Liabilities	\$827,251	\$3,076,472	\$142,300	\$1,064,758	\$28,182	(\$684,074)	\$1,087,146	\$17,894
NET ASSETS (RESERVES)								
Reserved for:								
Debt Service	\$ -	\$ -	\$ -	\$ -	\$ 28,182	\$ -	\$ -	\$ -
Unreserved for:								
General	827,251	-	-	-	-	-	-	17,894
Special Revenue Funds	-	3,076,472	142,300	1,064,758	-	-	1,087,146	-
Capital Projects Fund	-	-	-	-	-	(684,074)	-	-
Total Net Assets (Reserves)	\$827,251	\$3,076,472	\$142,300	\$1,064,758	\$28,182	(\$684,074)	\$1,087,146	\$17,894

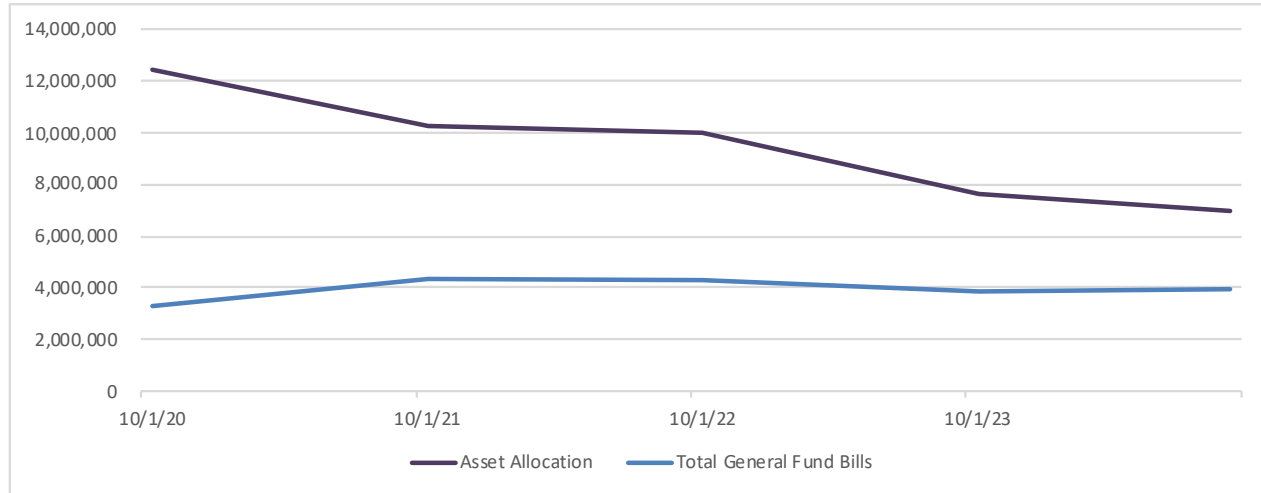
NORTH PLATTE PUBLIC SCHOOLS



STATEMENT OF NET ASSETS-CASH BASIS
ARISING FROM CASH TRANSACTIONS-GOVERNMENTAL FUNDS
September 30, 2024

Asset Allocation	10/1/20	10/1/21	10/1/22	10/1/23	9/30/24
General	5,851,547	4,032,070	3,330,436	1,033,317	827,251
Depreciation	2,786,320	3,011,589	3,345,642	2,593,424	3,076,472
Employee Benefit	112,452	132,329	136,193	138,213	142,300
Activity	1,480,796	1,696,451	1,636,525	1,493,558	1,408,373
Nutrition	63,289	48,885	657,309	1,049,185	1,064,758
Bond	1,426,049	403,080	143,117	28,008	28,182
Building	5,494	7,237	(242,931)	296,641	(684,074)
QCPUF	698,833	897,229	1,004,688	1,003,217	1,087,146
Cooperative	4,565	(257)	(1,853)	12,717	17,894
TOTAL	12,429,345	10,228,613	10,009,126	7,648,280	6,968,302

General Fund Expenditures										
Payroll	\$	2,418,569	\$	2,993,054	\$	2,356,354	\$	2,588,009	\$	2,550,354
Bills		871,178		1,345,500		1,973,178		1,253,562		1,424,883
TOTAL	\$	3,289,747	\$	4,338,554	\$	4,329,532	\$	3,841,571	\$	3,975,237



NORTH PLATTE PUBLIC SCHOOLS

STATEMENT OF CASH RECEIPTS, DISBURSEMENTS AND CHANGES IN FUND BALANCES

For the One Month Period Ending September 30, 2024



FUNDS	Fund Balances (deficits) at Beginning of Year	Receipts	2024-2025 BUDGET	Disbursements	Excess (deficiency) of receipts over (under) Disbursements	Fund Balances (deficits) at End of Year	Fund Balance Composite		
							School District Treasurer's Cash/Investments (overdrawn)	Due to/ Due From	Receivables and Liabilities
GENERAL									
Education	\$ 4,115,173	\$ 982,714	\$ 42,274,179	\$ 3,220,503			\$ 1,876,403	\$ 46,974	\$ (1,096,126)
Special Education Grants		133,874	\$ 7,084,387	748,810					
Total	\$ 4,115,173	\$ 1,116,588	\$ 52,828,208	\$ 4,404,510	(3,287,922)	827,251	\$ 1,876,403	\$ 46,974	\$ (1,096,126)
DEPRECIATION	\$ 3,076,150	\$ 8,578	\$ 4,919,967	\$ 8,256	322	3,076,472	\$ 3,076,472	\$ -	\$ -
EMPLOYEE BENEFIT	\$ 143,790	\$ -	\$ 300,000	\$ 1,490	(1,490)	142,300	\$ 143,790	\$ (1,490)	\$ -
Combined Total	\$ 7,335,113	\$ 1,125,166	\$ 58,048,175	\$ 4,414,256	(3,289,090)	4,046,023	\$ 5,096,665	\$ 45,484	\$ (1,096,126)
FIDUCIARY									
Student Activity	\$ 1,393,961	\$ 112,174	\$ 2,000,000	\$ 97,762	14,412	1,408,373	\$ 1,400,176	\$ 8,197	\$ -
SCHOOL NUTRITION									
School Year	\$ 1,088,393	\$ 191,240	\$ 3,048,000	\$ 224,022	(32,782)	1,055,611	\$ 1,380,653	\$ (53,682)	\$ (262,213)
Vending Machine	-	9,147		-	9,147	9,147			
Total	\$ 1,088,393	\$ 200,387	\$ 3,048,000	\$ 224,022	(23,635)	1,064,758	\$ 1,380,653	\$ (53,682)	\$ (262,213)
BOND INTEREST AND RETIREMENT	\$ 28,182	\$ -	\$ -	\$ -	0	28,182	\$ 28,182	\$ -	\$ -
SPECIAL BUILDING	\$ 191,713	\$ -	\$ 1,740,161	\$ 875,787	(875,787)	(684,074)	\$ (684,074)	\$ -	\$ -
QUALIFIED CAPITAL PURPOSE UNDERTAKING	\$ 1,087,146	\$ -	\$ 1,258,883	\$ -	0	1,087,146	\$ 1,087,146	\$ -	\$ -
COOPERATIVE	\$ 16,894	\$ 1,000	\$ 100,000	\$ -	1,000	17,894	\$ 17,894	\$ -	\$ -
GRAND TOTAL-ALL FUNDS	\$ 11,141,402	\$ 1,438,727	\$ 66,195,219	\$ 5,611,827	\$ (4,173,100)	6,968,302	\$ 8,326,642	\$ (1)	\$ (1,358,339)

Report Description: INCOME STATEMENT

Account Year: 25

Period Range: 01 - 01

Date Range: 09/02/2024 - 09/30/2024

Account	Account Description	Adjusted Budget	Encumbrance	Actual Period	Actual YTD	Available Balance	Percent
01	GENERAL FUND						
81	REVENUES						
11 00	TAXES	\$31,774,511.00	\$0.00	\$0.00	\$0.00	\$31,774,511.00	0.00
15 00	INVESTMENT INCOME	\$1,000.00	\$0.00	\$0.00	\$0.00	\$1,000.00	0.00
19 00	PRIVATE GRANTS	\$125,000.00	\$0.00	\$25,533.18	\$25,533.18	\$99,466.82	20.43
21 00	COUNTY FINES/LICENSES	\$320,000.00	\$0.00	\$0.00	\$0.00	\$320,000.00	0.00
31 00	STATE RECEIPTS	\$13,985,128.00	\$0.00	\$936,013.00	\$936,013.00	\$13,049,115.00	6.69
34 00	CATEGORICAL/PRIVATE GRANTS	\$600,000.00	\$0.00	\$0.00	\$0.00	\$600,000.00	0.00
39 00	OTHER STATE RECEIPTS	\$302,437.00	\$0.00	\$0.00	\$0.00	\$302,437.00	0.00
40 00	UNOBLIGATED FUNDS	\$5,720,132.00	\$0.00	\$0.00	\$0.00	\$5,720,132.00	0.00
41 00	UNIVERSAL SERVICE FUND	\$0.00	\$0.00	\$54,384.00	\$54,384.00	-\$54,384.00	0.00
45 00	FEDERAL PROGRAMS	\$0.00	\$0.00	\$79,490.44	\$79,490.44	-\$79,490.44	0.00
56 00	MISC REVENUE	\$0.00	\$0.00	\$21,168.27	\$21,168.27	-\$21,168.27	0.00
81	REVENUES	\$52,828,208.00	\$0.00	\$1,116,588.89	\$1,116,588.89	\$51,711,619.11	2.11

Income Statement

Income Statement

Report Description: INCOME STATEMENT

Account Year: 25

Period Range: 01 - 01

Date Range: 09/02/2024 - 09/30/2024

Account	Account Description	Adjusted Budget	Encumbrance	Actual Period	Actual YTD	Available Balance	Percent
01	GENERAL FUND						
91	EXPENDITURES						
11 00	REGULAR INSTRUCTION	\$20,893,295.86	\$56,951.27	\$1,824,656.39	\$1,824,656.39	\$19,011,688.20	9.01
12 00	SPECIAL EDUCATION	\$5,886,378.00	\$50,384.53	\$515,192.28	\$515,192.28	\$5,320,801.19	9.61
13 00	SUMMER SCHOOL	\$73,516.00	\$0.00	\$0.00	\$0.00	\$73,516.00	0.00
21 00	PUPIL SUPPORT	\$2,934,689.00	\$46,395.77	\$282,401.31	\$282,401.31	\$2,605,891.92	11.20
22 00	STAFF SUPPORT	\$2,338,919.00	\$42,080.64	\$149,829.94	\$149,829.94	\$2,147,008.42	8.21
23 00	GENERAL ADMINISTRATION	\$1,411,088.00	\$0.00	\$182,495.49	\$182,495.49	\$1,228,592.51	12.93
24 00	SCHOOL ADMINISTRATION	\$3,269,049.20	\$2,307.81	\$281,855.74	\$281,855.74	\$2,984,885.65	8.69
25 00	BUSINESS SUPPORT	\$3,222,538.88	\$59,466.72	\$242,380.77	\$242,380.77	\$2,920,691.39	9.37
26 00	OPERATIONS/MAINTENANCE	\$5,588,609.83	\$73,396.02	\$456,404.76	\$456,404.76	\$5,058,809.05	9.48
27 00	TRANSPORTATION	\$725,565.00	\$8,930.70	\$20,053.15	\$20,053.15	\$696,581.15	3.99
33 00	COMMUNITY SERVICE	\$374,917.00	\$0.00	\$14,042.06	\$14,042.06	\$360,874.94	3.75
34 00	CATEGORICAL/PRIVATE GRANTS	\$0.00	\$0.00	\$42,846.00	\$42,846.00	-\$42,846.00	0.00
35 00	STATE CATEGORICAL PROGRAMS	\$313,973.00	\$26,747.47	\$31,868.27	\$31,868.27	\$255,357.26	18.67
40 00	UNOBLIGATED FUNDS	\$2,000,000.00	\$0.00	\$0.00	\$0.00	\$2,000,000.00	0.00
62 00	ESSA-TITLE	\$1,177,950.00	\$0.00	\$116,458.98	\$116,458.98	\$1,061,491.02	9.89
63 00	ESSA-TITLE II	\$160,009.00	\$0.00	\$73,337.97	\$73,337.97	\$86,671.03	45.83
64 00	IDEA	\$1,212,064.00	\$15,570.00	\$105,416.90	\$105,416.90	\$1,091,077.10	9.98
67 00	CARL PERKINS FUNDS	\$58,415.00	\$48,984.11	\$13,134.60	\$13,134.60	-\$3,703.71	106.34
69 00	FEDERAL SERV-CATEGORICAL	\$547,231.00	\$0.00	\$52,135.47	\$52,135.47	\$495,095.53	9.53
80 00	TRANSFERS	\$140,000.00	\$0.00	\$0.00	\$0.00	\$140,000.00	0.00
91	EXPENDITURES	\$52,328,207.77	\$431,215.04	\$4,404,510.08	\$4,404,510.08	-\$47,492,482.65	9.24
01	GENERAL FUND	\$500,000.23	-\$431,215.04	-\$3,287,921.19	-\$3,287,921.19	\$4,219,136.46	-743.83

Activity and Depreciation

Account Year: 25

Period Range: 00 - 01

		Begin Balance	Revenue	Expenditures	End Balance
02	DEPRECIATION FUND				
8001	HIGH SCHOOL	112,951.73	0.00	0.00	112,951.73
8002	ADAMS MIDDLE SCHOOL	80,883.11	0.00	665.00	80,218.11
8003	BUFFALO ELEMENTARY	8,125.43	0.00	0.00	8,125.43
8004	MADISON SCHOOL	157,008.63	0.00	2,585.00	154,423.63
8005	CODY ELEMENTARY	25,602.94	0.00	30.99	25,571.95
8006	JEFFERSON ELEMENTARY	0.00	0.00	0.00	0.00
8007	LINCOLN ELEMENTARY	37,509.76	0.00	0.00	37,509.76
8009	WASHINGTON ELEMENTARY	39,222.18	0.00	0.00	39,222.18
8010	MCDONALD ELEMENTARY	36,839.69	0.00	2,412.58	34,427.11
8011	EISENHOWER ELEMENTARY	29,127.27	0.00	0.00	29,127.27
8012	OSGOOD/LAKE ELEMENTARY	13,269.13	0.00	0.00	13,269.13
8013	SPED	0.00	0.00	0.00	0.00
8015	STUDENT LEAD TECHNOLOGY	461,050.60	0.00	0.00	461,050.60
8026	NURSING SERVICES	4,217.77	0.00	0.00	4,217.77
8028	ELEMENTARY LIBRARIES	22,863.51	0.00	0.00	22,863.51
8040	ELEMENTARY MUSIC	9,581.15	0.00	0.00	9,581.15
8041	ELEMENTARY PE	23,074.20	0.00	0.00	23,074.20
8051	NEW SERIES TEXTBOOKS	328,683.75	0.00	2,561.71	326,122.04
8052	TECHNOLOGY OFFICE	439,622.24	0.00	0.00	439,622.24
8055	REPLACEMENT TEXTBOOKS	101,496.49	0.00	0.00	101,496.49
8110	NPHS LIBRARY	3,470.58	0.00	0.00	3,470.58
8111	NPHS BAND	5,000.00	0.00	0.00	5,000.00
8230	MS BAND	7,500.00	0.00	0.00	7,500.00
8232	CENTRAL OFFICE	0.00	0.00	0.00	0.00
8233	CUSTODIAL/MAINTENANCE	152,110.45	0.00	0.00	152,110.45
8234	TEACHER COMPUTERS	46,210.44	0.00	0.00	46,210.44
8235	VEHICLE ACQUISITION	236,033.86	0.00	0.00	236,033.86
8240	TRACK	403,506.63	0.00	0.00	403,506.63
8241	TENNIS COURTS	247,532.00	0.00	0.00	247,532.00
8245	FOOTBALL FIELD	250,597.00	0.00	0.00	250,597.00
8250	ADAMS HVAC	-197,532.52	0.00	0.00	-197,532.52
8255	PLAYGROUNDS	-65,931.00	0.00	0.00	-65,931.00
8290	INTEREST	56,522.93	8,577.66	0.00	65,100.59
	Total Funds:	\$3,076,149.95	\$8,577.66	\$8,255.28	\$3,076,472.33
	Grand Total for All Funds:	\$3,076,149.95	\$8,577.66	\$8,255.28	\$3,076,472.33

Activity and Depreciation

Account Year: 25

Period Range: 00 - 01

		Begin Balance	Revenue	Expenditures	End Balance
03	EMPLOYEE BENEFIT FUND				
8600	NPPS BENEFITS	23,658.98	0.00	1,489.60	22,169.38
8610	EMPLOYEE BENEFITS-UNEMP COMP	3,862.90	0.00	0.00	3,862.90
8620	SECTION 125	116,267.88	0.00	0.00	116,267.88
	Total Funds:	\$143,789.76	\$0.00	\$1,489.60	\$142,300.16
	Grand Total for All Funds:	\$143,789.76	\$0.00	\$1,489.60	\$142,300.16

		Begin Balance	Revenue	Expenditures	End Balance
05	ACTIVITY FUND				
7001	FOOTBALL	0.00	12,958.50	2,764.01	10,194.49
7002	VOLLEYBALL	0.00	3,054.00	1,874.38	1,179.62
7003	SOFTBALL	0.00	682.00	4,344.52	-3,662.52
7004	UNIFIED BOWLING	0.00	0.00	0.00	0.00
7005	CROSS COUNTRY	0.00	2,334.00	100.00	2,234.00
7006	TENNIS	0.00	100.00	853.80	-753.80
7007	GOLF	0.00	700.00	730.00	-30.00
7008	BASKETBALL	0.00	0.00	945.00	-945.00
7009	SOCCER	0.00	0.00	0.00	0.00
7010	WRESTLING	0.00	0.00	0.00	0.00
7011	SWIMMING	0.00	0.00	0.00	0.00
7012	TRACK	0.00	0.00	0.00	0.00
7013	UNIFIED TRACK	0.00	0.00	0.00	0.00
7016	SPEECH	0.00	0.00	252.05	-252.05
7017	BASEBALL	0.00	0.00	0.00	0.00
7019	ACTIVITY TICKETS	-37,072.24	5,151.01	1,015.53	-32,936.76
7020	ACTIVITY OFFICE	-21,250.88	816.00	1,226.12	-21,661.00
7022	HIGH SCHOOL CONCESSIONS	-6,507.68	6,667.40	2,709.69	-2,549.97
7023	COACHES ASSOCIATION	3,205.14	0.00	0.00	3,205.14
7024	SUMMER WEIGHT PROGRAM	0.00	0.00	0.00	0.00
7030	ACTIVITY OFFICE FUNDRAISER	-11,963.28	0.00	788.00	-12,751.28
7031	FOOTBALL FUND RAISER	4,923.83	21,017.50	3,414.60	22,526.73
7032	VOLLEYBALL FUND RAISER	9,592.66	3,208.00	4,154.20	8,646.46
7033	WRESTLING FUND RAISER	5,284.15	0.00	0.00	5,284.15
7034	SOFTBALL FUND RAISER	3,885.47	1,538.20	1,309.72	4,113.95
7035	BOYS BBALL FUND RAISER	6,418.44	0.00	19.88	6,398.56
7036	GIRLS BBALL FUND RAISER	2,453.98	0.00	0.00	2,453.98
7037	SWIMMING FUND RAISER	1,128.26	0.00	0.00	1,128.26
7038	BOYS SOCCER FUND RAISER	5,836.03	0.00	0.00	5,836.03
7039	GIRLS SOCCER FUND RAISER	5,151.50	0.00	0.00	5,151.50
7040	BOYS TRACK FUND RAISER	2,943.91	0.00	0.00	2,943.91
7041	GIRLS TRACK FUND RAISER	1,044.22	0.00	0.00	1,044.22
7042	BOYS TENNIS FUND RAISER	3,131.01	772.00	584.75	3,318.26
7043	GIRLS TENNIS FUND RAISER	10,413.18	0.00	0.00	10,413.18
7044	BOYS GOLF FUND RAISER	1,010.27	0.00	0.00	1,010.27
7045	GIRLS GOLF FUND RAISER	578.47	0.00	389.15	189.32
7046	BIOLOGY FUND RAISER	1,474.19	0.00	0.00	1,474.19
7047	CREW FUND RAISER	194.38	0.00	0.00	194.38
7048	PROJECT SEARCH FUND RAISER	0.00	0.00	0.00	0.00
7049	TEAMMATES FUND RAISER	2,783.51	0.00	0.00	2,783.51
7050	UNIFIED BOWLING FUND RAISER	1,601.88	0.00	0.00	1,601.88
7051	POWER LIFTING FUND RAISER	2,100.32	1,015.00	0.00	3,115.32
7052	UNIFIED TRACK FUNDRAISER	3,623.41	0.00	0.00	3,623.41
7053	ESPORTS FUNDRAISER	854.11	0.00	0.00	854.11
7055	CC FUND RAISER	10,863.77	183.00	257.05	10,789.72
7056	SPEECH FUND RAISER	2,757.62	0.00	0.00	2,757.62
7057	BASEBALL FUNDRAISER	0.00	0.00	0.00	0.00
7060	CIRCLE OF FRIENDS	3,648.75	0.00	0.00	3,648.75
7090	BOOSTER CLUB	15,305.84	2,664.67	1,577.61	16,392.90
7100	MIDDLE SCHOOL CONCESSIONS	419.00	0.00	1,699.91	-1,280.91
7101	MIDDLE SCHOOL TICKET OFFICE	5,461.84	0.00	0.00	5,461.84
7102	MIDDLE SCHOOL ATHLETICS ADMINISTRATION	23,419.82	6,440.00	492.00	29,367.82
7120	MIDDLE SCHOOL FOOTBALL	59.34	0.00	3,424.00	-3,364.66
7121	MIDDLE SCHOOL WRESTLING	70.31	0.00	0.00	70.31
7122	MIDDLE SCHOOL VOLLEYBALL	4,614.53	0.00	0.00	4,614.53
7123	MIDDLE SCHOOL BOYS BB	9,347.62	0.00	780.00	8,567.62
7124	MIDDLE SCHOOL GIRLS BB	2,131.70	0.00	780.00	1,351.70
7125	MIDDLE SCHOOL TRACK	1,317.22	0.00	0.00	1,317.22
7126	MIDDLE SCHOOL CROSS COUNTRY	50.00	0.00	350.00	-300.00
7150	MIDDLE SCHOOL-FOOTBALL FUND RAISER	9,091.34	0.00	0.00	9,091.34
7151	MIDDLE SCHOOL WRESTLING FUND RAISER	1,199.42	0.00	0.00	1,199.42
7152	MIDDLE SCHOOL-VOLLEYBALL FUND RAISER	6,306.27	1,768.00	0.00	8,074.27

Account Year: 25

Period Range: 00 - 01

		Begin Balance	Revenue	Expenditures	End Balance
05	ACTIVITY FUND				
7153	MIDDLE SCHOOL-BOYS BB FUND RAISER	36.49	0.00	0.00	36.49
7154	MIDDLE SCHOOL-GIRLS BB FUND RAISER	8,275.49	0.00	0.00	8,275.49
7155	MIDDLE SCHOOL-TRACK FUND RAISER	10,798.00	0.00	0.00	10,798.00
7156	MIDDLE SCHOOL-CC FUNDRAISER	1,584.81	860.00	0.00	2,444.81
7157	MIDDLE SCHOOL-ROBOTIC	312.26	0.00	0.00	312.26
7200	VARSITY CHEERLEADERS	3,187.51	1,172.00	353.37	4,006.14
7201	HOMECOMING	-1,223.91	7,270.00	0.00	6,046.09
7202	PACERS	4,269.73	3,346.57	1,197.89	6,418.41
7203	FLAG CORP	1,312.11	0.00	0.00	1,312.11
7204	NPHS MUSICAL	59,638.17	0.00	0.00	59,638.17
7205	ADVANCED ACTING	8,697.27	1,145.01	2,059.08	7,783.20
7209	CLASS - FRESHMAN	0.50	0.00	0.00	0.50
7210	CLASS - SOPHMORE	-494.00	0.00	0.00	-494.00
7211	CLASS - JUNIOR	1,450.00	0.00	0.00	1,450.00
7212	CLASS - SENIOR	11,047.24	0.00	0.00	11,047.24
7226	ENVIRONMENTAL CLUB	638.95	0.00	0.00	638.95
7230	ART CLUB	2,030.19	100.00	0.00	2,130.19
7231	CRIME STOPPERS	0.00	0.00	0.00	0.00
7232	CLOSE UP	1,732.12	0.00	0.00	1,732.12
7233	DRAMA/ONE ACTS	-628.91	165.00	1,767.38	-2,231.29
7234	FBLA	841.70	0.00	0.00	841.70
7235	FCCLA	1,710.39	0.00	123.00	1,587.39
7236	YEARBOOK	2,572.97	0.00	0.00	2,572.97
7237	KEY CLUB	1,450.33	1,094.00	323.50	2,220.83
7238	UNUSED	0.00	0.00	0.00	0.00
7239	MOCK TRIAL	190.96	0.00	0.00	190.96
7240	NATL HONOR SOCIETY	5,565.82	0.00	0.00	5,565.82
7242	SKILLS USA	9,645.66	2,654.10	1,207.67	11,092.09
7243	STUDENT COUNCIL	4,117.27	2,109.81	0.00	6,227.08
7244	WORLD LANGUAGE CLUB	1,178.61	874.20	0.00	2,052.81
7245	FFA	121,495.38	740.00	2,903.04	119,332.34
7246	DUNGEONS AND DRAGONS	273.69	180.00	44.90	408.79
7250	VIDEO PRODUCTION	854.48	0.00	0.00	854.48
7260	GSA CLUB	444.47	0.00	0.00	444.47
7290	FEE SUPPORT	179.87	0.00	0.00	179.87
7300	COUNSELORS	2,873.42	0.00	0.00	2,873.42
7301	AP TESTING	1,202.75	0.00	0.00	1,202.75
7302	SCHOLARSHIP	15,944.19	0.00	0.00	15,944.19
7303	DUAL CREDIT - HIGH SCHOOL	249,191.68	710.00	1,969.99	247,931.69
7304	PRINCIPAL CONTINGENCY	15,460.63	23.77	1,149.51	14,334.89
7305	FACULTY	0.00	0.00	0.00	0.00
7306	RESTITUTION	50.00	0.00	0.00	50.00
7307	NPHS SCHOOL STORE (SPED)	3,036.18	0.00	0.00	3,036.18
7310	BAND UNIFORM FUND	0.00	0.00	0.00	0.00
7311	CHOIR ROBE FUND	172.81	0.00	0.00	172.81
7315	HIGH SCHOOL BOOK FINES	18,251.20	36.00	125.44	18,161.76
7316	LIBRARY FINES	3,856.23	274.41	121.72	4,008.92
7317	P.E. FINES	851.61	0.00	0.00	851.61
7320	ART SUPPLIES	12,593.61	473.06	0.00	13,066.67
7321	AUTO SHOP	4,983.06	702.77	330.26	5,355.57
7322	BAND	2,742.43	10.00	650.00	2,102.43
7323	BULLDOGGER	163.62	0.00	0.00	163.62
7324	DRAFTING	1,902.52	0.00	0.00	1,902.52
7325	ELECTRONICS	5,041.03	15.00	0.00	5,056.03
7326	FOODS	6,368.77	352.75	157.10	6,564.42
7327	ORCHESTRA	2,852.52	318.99	26.88	3,144.63
7328	VOCAL	2,849.77	321.06	0.00	3,170.83
7329	WELDING	1,179.88	294.88	136.25	1,338.51
7330	WOODS	2,581.23	109.64	0.00	2,690.87
7331	PHOTOGRAPHY CLASS	6,383.16	292.72	0.00	6,675.88
7332	FCS DESIGN	1,171.46	0.00	0.00	1,171.46
7400	ELEMENTARY BOOK FINES	8,533.07	16.65	0.00	8,549.72

Activity and Depreciation

Account Year: 25

Period Range: 00 - 01

		Begin Balance	Revenue	Expenditures	End Balance
05	ACTIVITY FUND				
7403	ELEMENTARY - BUFFALO	911.96	0.00	0.00	911.96
7404	MADISON	142.09	0.00	0.00	142.09
7405	ELEMENTARY - CODY	12,549.92	0.00	0.00	12,549.92
7406	ELEMENTARY - JEFFERSON	9,976.06	0.00	0.00	9,976.06
7407	ELEMENTARY - LINCOLN	12,941.69	0.00	145.59	12,796.10
7409	ELEMENTARY - WASHINGTON	32,489.76	114.01	0.00	32,603.77
7410	ELEMENTARY - MCDONALD	6,467.33	0.00	145.00	6,322.33
7411	ELEMENTARY - EISNEHOWER	3,241.97	280.00	0.00	3,521.97
7413	BUFFALO SOCIAL COMMITTEE	139.08	0.00	0.00	139.08
7420	ADAMS MIDDLE SCHOOL	9,678.67	166.17	150.15	9,694.69
7421	ADAMS - STUDENT COUNCIL	10,635.68	0.00	108.17	10,527.51
7422	ADAMS - JOURNALISM	5,926.11	0.00	0.00	5,926.11
7423	ADAMS - MUSIC/SWING CHOIR	576.06	0.00	349.00	227.06
7424	ADAMS-LIBRARY FINES	1,128.18	0.00	0.00	1,128.18
7425	MS SPEECH CLUB	600.29	0.00	0.00	600.29
7426	MS ENVIRONMENTAL CLUB	713.45	0.00	0.00	713.45
7427	MS STORE (SPED)	183.95	0.00	0.00	183.95
7428	ADAMS - BAND	2,490.58	4,291.76	88.34	6,694.00
7429	ADAMS-FACULTY COURTESY COMM	0.00	0.00	0.00	0.00
7430	MADISON MIDDLE SCHOOL	48,454.43	166.72	208.02	48,413.13
7431	MADISON - BAND/CHORUS	9,701.03	2,418.92	0.00	12,119.95
7432	MADISON - TENNIS COURTS	0.00	0.00	0.00	0.00
7433	MADISON - STUDENT COUNCIL	1,496.59	0.00	0.00	1,496.59
7442	ELEMENTARY ORCHESTRA	2,062.09	0.00	0.00	2,062.09
7445	ELEMENTARY - HALL	2,766.24	0.00	0.00	2,766.24
7454	ELEMENTARY - LAKE/OSGOOD	15,296.34	2,021.00	0.00	17,317.34
7460	ADAMS ART CLUB	1,643.46	0.00	0.00	1,643.46
7461	ADAMS CHESS CLUB	628.61	0.00	0.00	628.61
7462	ADAMS UNFIIED SCHOOLS	200.00	0.00	0.00	200.00
7480	TLC	3,361.18	0.00	0.00	3,361.18
7481	KIDS KLUB	93,304.43	200.00	0.00	93,504.43
7490	DISTRICT	9.32	0.00	135.69	-126.37
7491	MENTAL HEALTH	37.20	0.00	0.00	37.20
7802	MCKINLEY RENTALS	9,796.85	0.00	0.00	9,796.85
7803	RENTALS - ALL BUILDINGS	34,609.51	0.00	0.00	34,609.51
7852	CAMPS	1,345.15	0.00	0.00	1,345.15
7900	REVOLVING FUND	2,735.86	377.63	0.00	3,113.49
7910	INTEREST	13,640.03	0.00	0.00	13,640.03
7911	BUS/VAN DEPRECIATION	21,626.22	0.00	9,948.50	11,677.72
7913	CHROMEBOOK INS	39,939.32	2,297.63	0.00	42,236.95
7914	VERIZON TOWER RENTAL	107,074.22	1,522.66	11,354.50	97,242.38
7915	TECHNOLOGY	70,043.55	625.97	3,748.89	66,920.63
7916	TUITION WAIVERS	285.60	0.00	0.00	285.60
7917	MAINTENANCE	44,602.83	210.00	19,897.00	24,915.83
7918	SPECIAL OLYMPICS	9,885.23	750.00	0.00	10,635.23
7920	CENTRAL OFFICE	8,712.32	0.00	0.00	8,712.32
7928	BAUER FIELD SIGNS	6,915.42	0.00	0.00	6,915.42
7929	SCHOOL/COMMUNITY PARTNERSHIP	650.00	0.00	0.00	650.00
7930	BELOW 5	19.90	0.00	0.00	19.90
	Total Funds:	\$1,393,960.84	\$112,174.14	\$97,761.80	\$1,408,373.18
	Grand Total for All Funds:	\$1,393,960.84	\$112,174.14	\$97,761.80	\$1,408,373.18

Report Description: Month End Report 10

Account Year: 25

Period Range: 01 - 01

Date Range: 09/02/2024 - 09/30/2024

Account	Account Description	Adjusted Budget	Encumbrance	Actual Period	Actual YTD	Available Balance	Percent
81 REVENUES							
25-06-1510-000-000-100	INVESTMENT INCOME (FS)	1,000.00	0.00	99.20	99.20	900.80	9.92
000		\$1,000.00	\$0.00	\$99.20	\$99.20	\$900.80	9.92
15 00 INVESTMENT INCOME		\$1,000.00	\$0.00	\$99.20	\$99.20	\$900.80	9.92
25-06-1611-000-000-100	DAILY SALES-SCHOOL LUNCH PROGRAM	450,000.00	0.00	350.00	350.00	449,650.00	0.08
25-06-1612-000-000-100	DAILY SALES-SCHOOL BREAKFAST	150,000.00	0.00	9,251.30	9,251.30	140,748.70	6.17
25-06-1614-000-000-100	DAILY SALES-AFTER SCHOOL PROGRAM	0.00	0.00	1,646.70	1,646.70	-1,646.70	0.00
25-06-1620-000-000-100	DAILY SALES NON REIMBURSEABLE	246,000.00	0.00	6,279.83	6,279.83	239,720.17	2.55
000		\$846,000.00	\$0.00	\$17,527.83	\$17,527.83	\$828,472.17	2.07
16 00 LOCAL REVENUE		\$846,000.00	\$0.00	\$17,527.83	\$17,527.83	\$828,472.17	2.07
25-06-3150-000-000-100	(3150) STATE REVENUE (FS)	15,000.00	0.00	0.00	0.00	15,000.00	0.00
000		\$15,000.00	\$0.00	\$0.00	\$0.00	\$15,000.00	0.00
31 00 STATE RECEIPTS		\$15,000.00	\$0.00	\$0.00	\$0.00	\$15,000.00	0.00
25-06-4210-000-000-100	FEDERAL REVENUE: OTHER	150,000.00	0.00	0.00	0.00	150,000.00	0.00
25-06-4210-000-040-100	FED REVENUE: SECTION 4 FY	325,000.00	0.00	14,657.28	14,657.28	310,342.72	4.51
25-06-4210-000-041-100	FED REVENUE:SNACK FY	35,000.00	0.00	2,413.28	2,413.28	32,586.72	6.90
25-06-4210-000-042-100	FED REVENUE:SECTION 4 6CENT FY	35,000.00	0.00	2,998.08	2,998.08	32,001.92	8.57
25-06-4210-000-043-100	FED REVENUE: SECTION 11 FY	1,000,000.00	0.00	97,366.77	97,366.77	902,633.23	9.74
25-06-4210-000-044-100	FED REVENUE: BREAKFAST	600,000.00	0.00	63,320.62	63,320.62	536,679.38	10.55
000		\$2,145,000.00	\$0.00	\$180,756.03	\$180,756.03	\$1,964,243.97	8.43
42 00 FEDERAL REVENUE		\$2,145,000.00	\$0.00	\$180,756.03	\$180,756.03	\$1,964,243.97	8.43
25-06-5690-000-000-100	NON PROGRAM RECEIPTS (FS)	35,000.00	0.00	1,094.82	1,094.82	33,905.18	3.13
25-06-5690-000-000-110	NON PROGRAM RECEIPTS-vending	6,000.00	0.00	908.85	908.85	5,091.15	15.15
000		\$41,000.00	\$0.00	\$2,003.67	\$2,003.67	\$38,996.33	4.89
56 00 MISC REVENUE		\$41,000.00	\$0.00	\$2,003.67	\$2,003.67	\$38,996.33	4.89
81 REVENUES		\$3,048,000.00	\$0.00	\$200,386.73	\$200,386.73	\$2,847,613.27	6.57

Report Description: Month End Report 10

Account Year: 25

Period Range: 01 - 01

Date Range: 09/02/2024 - 09/30/2024

Account	Account Description	Adjusted Budget	Encumbrance	Actual Period	Actual YTD	Available Balance	Percent
91 EXPENDITURES							
25-06-3100-110-005-100	PARAPROFESSIONALS-CNP-CODY	8,864.00	0.00	890.48	890.48	7,973.52	10.05
25-06-3100-110-006-100	PARAPROFESSIONALS-CNP-JEFFERSON	9,470.00	0.00	844.80	844.80	8,625.20	8.92
25-06-3100-110-007-100	PARAPROFESSIONALS-CNP-LINCOLN	12,495.00	0.00	1,246.72	1,246.72	11,248.28	9.98
25-06-3100-110-009-100	PARAPROFESSIONALS-CNP-WASHINGTON	12,176.00	0.00	1,069.59	1,069.59	11,106.41	8.78
25-06-3100-110-010-100	PARAPROFESSIONALS-CNP-MCDONALD	12,083.00	0.00	1,134.67	1,134.67	10,948.33	9.39
25-06-3100-110-011-100	PARAPROFESSIONALS-CNP-EISENHOWER	41,385.00	0.00	895.54	895.54	40,489.46	2.16
25-06-3100-110-016-100	PARAPROFESSIONALS-CNP-LAKE MALONEY	10,257.00	0.00	777.10	777.10	9,479.90	7.58
110 CLERICAL_BUSDRIERS		\$106,730.00	\$0.00	\$6,858.90	\$6,858.90	\$99,871.10	6.43
25-06-3100-210-009-100	HEALTH CARE-CNP-WASHINGTON	5,741.00	0.00	432.27	432.27	5,308.73	7.53
25-06-3100-210-010-100	HEALTH CARE-CNP-MCDONALD	3,843.00	0.00	412.44	412.44	3,430.56	10.73
25-06-3100-210-016-100	HEALTH CARE-CNP-LAKE MALONEY	4,784.00	0.00	360.22	360.22	4,423.78	7.53
210 HEALTH CARE NON-INSTRUCIONAL		\$14,368.00	\$0.00	\$1,204.93	\$1,204.93	\$13,163.07	8.39
25-06-3100-220-000-100	FICA-SCHOOL NUTRITION	12,002.00	0.00	0.00	0.00	12,002.00	0.00
25-06-3100-220-005-100	FICA-CNP-CODY	0.00	0.00	68.12	68.12	-68.12	0.00
25-06-3100-220-006-100	FICA-CNP-JEFFERSON	724.00	0.00	64.62	64.62	659.38	8.93
25-06-3100-220-007-100	FICA-CNP-LINCOLN	956.00	0.00	95.37	95.37	860.63	9.98
25-06-3100-220-009-100	FICA-CNP-WASHINGTON	932.00	0.00	81.08	81.08	850.92	8.70
25-06-3100-220-010-100	FICA-CNP-WASHINGTON	924.00	0.00	81.01	81.01	842.99	8.77
25-06-3100-220-011-100	FICA-CNP-EISENHOWER	0.00	0.00	68.51	68.51	-68.51	0.00
25-06-3100-220-016-100	FICA-CNP-LAKE MALONEY	785.00	0.00	59.45	59.45	725.55	7.57
220 FICA NON INSTRUCTIONAL		\$16,323.00	\$0.00	\$518.16	\$518.16	\$15,804.84	3.17
25-06-3100-230-005-100	RETIREMENT-CNP-CODY	0.00	0.00	87.96	87.96	-87.96	0.00
25-06-3100-230-006-100	RETIREMENT-CNP-JEFFERSON	935.00	0.00	83.45	83.45	851.55	8.93
25-06-3100-230-007-100	RETIREMENT-CNP-LINCOLN	1,234.00	0.00	123.14	123.14	1,110.86	9.98
25-06-3100-230-009-100	RETIREMENT-CNP-WASHINGTON	1,203.00	0.00	105.66	105.66	1,097.34	8.78
25-06-3100-230-010-100	RETIREMENT-CNP-MCDONALD	1,194.00	0.00	112.08	112.08	1,081.92	9.39
25-06-3100-230-011-100	RETIREMENT-CNP-EISENHOWER	0.00	0.00	88.46	88.46	-88.46	0.00
25-06-3100-230-016-100	RETIREMENT-CNP-LAKE MALONEY	1,013.00	0.00	76.76	76.76	936.24	7.58
230 RETIREMENT NON INSTRUCTIONAL		\$5,579.00	\$0.00	\$677.51	\$677.51	\$4,901.49	12.14
25-06-3100-570-000-100	CONTRACTED SERVICES (SODEXO)	2,900,000.00	0.00	211,727.93	211,727.93	2,688,272.07	7.30
570 FOOD SERVICE MANAGEMENT		\$2,900,000.00	\$0.00	\$211,727.93	\$211,727.93	\$2,688,272.07	7.30
25-06-3100-610-000-110	SUPPLIES-MM	5,000.00	0.00	0.00	0.00	5,000.00	0.00
610 GENERAL SUPPLIES		\$5,000.00	\$0.00	\$0.00	\$0.00	\$5,000.00	0.00
25-06-3100-733-000-100	EQUIPMENT/REPAIRS-CNP	0.00	3,034.99	3,034.99	3,034.99	-6,069.98	0.00
733 FURNITURE AND FIXTURS		\$0.00	\$3,034.99	\$3,034.99	\$3,034.99	-\$6,069.98	0.00
31 00		\$3,048,000.00	\$3,034.99	\$224,022.42	\$224,022.42	\$2,820,942.59	7.45
91 EXPENDITURES		\$3,048,000.00	\$3,034.99	\$224,022.42	\$224,022.42	-\$2,820,942.59	7.45
06 NUTRITION FUND		\$0.00	-\$3,034.99	-\$23,635.69	-\$23,635.69	\$26,670.68	0.00

Balance Sheet Summary

Account Year: 25 Fund Range: 07 - 07 Account Period: 01 Period End: 09/30/2024

Account	Account Description	Beginning Balance	Current Balance	YTD Balance	Ending Balance
Fund 07	BOND FUND				
25-07-0001-013-000-000	CASH-OPERATING-BOND FUND	28,182.08	0.00	0.00	28,182.08
25-07-0001-016-000-000	CASH ON DEPOSIT-COUNTY TREASURER	0.00	0.00	0.00	0.00
25-07-0001-031-000-000	DUE FROM/TO GENERAL FUND	0.00	0.00	0.00	0.00
Total Assets:		\$28,182.08	\$0.00	\$0.00	\$28,182.08

Balance Sheet Summary

Account Year: 25 Fund Range: 07 - 07 Account Period: 01 Period End: 09/30/2024

Account	Account Description	Beginning Balance	Current Balance	YTD Balance	Ending Balance
Fund 07	BOND FUND				
25-07-0001-040-000-000	ACCOUNTS PAYABLE-BOND FUND	0.00	0.00	0.00	0.00
25-07-0001-071-000-000	DUE TO/FROM GENERAL	0.00	0.00	0.00	0.00
Total Liabilities:					
25-07-0006-080-000-001	FUND BALANCE-NPHS BONDS	0.00	0.00	0.00	0.00
25-07-0008-080-000-016	FUND BALANCE-LAKE MALONEY BONDS	0.00	0.00	0.00	0.00
25-07-0001-905-000-000	UNRESERVED FUND BALANCE	28,182.08	0.00	0.00	28,182.08
25-07-0001-915-000-000	REVENUE CONTROL	0.00	0.00	0.00	0.00
25-07-0001-925-000-000	EXPENDITURE CONTROL	0.00	0.00	0.00	0.00
Total Equity:		\$28,182.08	\$0.00	\$0.00	\$28,182.08
25-07-0001-900-000-000	BUDGETED FUND BALANCE	0.00	0.00	0.00	0.00
25-07-0001-910-000-000	ESTIMATED REVENUE-BOND FUND	0.00	0.00	0.00	0.00
25-07-0001-920-000-000	APPROPRIATIONS	0.00	0.00	0.00	0.00
25-07-0001-930-000-000	ENCUMBRANCE CONTROL	0.00	0.00	0.00	0.00
25-07-0001-935-000-000	RESERVE FOR EXCUMBRANCE	0.00	0.00	0.00	0.00
2507-0000-000000000	RESERVE FOR ENCUMBRANCE	0.00	0.00	0.00	0.00
Total Controls:					
Total Equity and Controls:		\$28,182.08	\$0.00	\$0.00	\$28,182.08
Total Liabilities, Equity and Controls:		\$28,182.08	\$0.00	\$0.00	\$28,182.08

Fund is in balance 0.00

Report Description: Month End Report 13 Account Year: 25 Account Periods: 01 - 01 PY Account Periods: 01 - 01 Dates: 09/02/2024 - 09/30/2024

Account	Prev1 YTD Exp	YTD Adj Bud	Period Expended	YTD Actual	Avail Balance	PCT
Account Description						
25-08-0001-013-000-000 CASH-NLNB-BUILDING	-296,640.75	0.00	666,798.90	684,073.61	684,073.61	0.00
25-08-0001-016-000-000 CASH ON DEPOSIT-COUNTY TREASURER	-33,957.27	0.00	208,987.72	0.00	0.00	0.00
01 ASSETS	-330,598.02	0.00	875,786.62	684,073.61	684,073.61	0.00
25-08-0001-000-000-000 UNRESERVED FUND BALANCE	0.00	0.00	276,626.27	9,000.00	9,000.00	0.00
25-08-0001-900-000-000 RESERVED FUND BALANCE	-380,161.00	0.00	0.00	-527,317.00	-527,317.00	0.00
25-08-0001-905-000-000 UNRESERVED FUND BALANCE	459,339.28	0.00	-276,626.27	182,713.01	182,713.01	0.00
03 EQUITY	79,178.28	0.00	0.00	-335,603.99	-335,603.99	0.00
000 DISTRICT WIDE	-251,419.74	0.00	875,786.62	348,469.62	348,469.62	0.00
25-08-4998-000-000-015 REVENUE-ESSERS III	0.00	-503,500.00	0.00	0.00	-503,500.00	-100.00
81 REVENUES	0.00	-503,500.00	0.00	0.00	-503,500.00	-100.00
25-08-6998-340-010-015 CONTRACTED SERVICES-ESSERS III	0.00	340,000.00	0.00	0.00	340,000.00	-100.00
25-08-6998-720-010-015 BUILDING IMPROVEMENTS-ESSERS III	-162,092.49	0.00	0.00	0.00	0.00	0.00
25-08-6998-720-011-015 BUILDING IMPROVEMENTS-ESSERSIII (IKE)	0.00	0.00	-319,758.60	-319,758.60	-319,758.60	0.00
91 EXPENDITURES	-162,092.49	340,000.00	-319,758.60	-319,758.60	20,241.40	-100.00
015 NON-PUBLIC_MCKINLEY	-162,092.49	-163,500.00	-319,758.60	-319,758.60	-483,258.60	-200.00
25-08-1100-000-000-100 (1110) PROPERTY TAXES-BUILDING FUND	33,957.23	-750,000.00	0.00	0.00	-750,000.00	-100.00
25-08-1115-000-000-100 CARLINE TAXES	0.00	-2,000.00	0.00	0.00	-2,000.00	-100.00
25-08-3130-000-000-100 HOMESTEAD EXEMPTION	0.00	44,156.00	0.00	0.00	44,156.00	-100.00
25-08-3180-000-000-100 PRO-RATA MOTOR VEHICLE	0.00	-1,500.00	0.00	0.00	-1,500.00	-100.00
81 REVENUES	33,957.23	-709,344.00	0.00	0.00	-709,344.00	-400.00
25-08-2620-340-011-100 CONTRACT SERVICES-EISENHOWER	0.00	0.00	-33,757.28	-33,757.28	-33,757.28	0.00
25-08-2620-720-001-100 BUILDING IMPROVEMENT-NPHS	0.00	0.00	-467,451.45	-467,451.45	-467,451.45	0.00
25-08-2620-720-032-100 BUILDING IMPROVEMENTS-DISTRICT	-606.00	1,400,161.00	-606.00	-606.00	1,399,555.00	-100.04
91 EXPENDITURES	-606.00	1,400,161.00	-501,814.73	-501,814.73	898,346.27	-100.04
100 DISTRICT	33,351.23	690,817.00	-501,814.73	-501,814.73	189,002.27	-500.04

Report Description: Month End Report 13 Account Year: 25 Account Periods: 01 - 01 PY Account Periods: 01 - 01 Dates: 09/02/2024 - 09/30/2024

Account	Prev1 YTD Exp	YTD Adj Bud	Period Expended	YTD Actual	Avail Balance	PCT
Account Description						
25-08-3552-720-000-101 BUILDING IMPROVMENTS-SCHOOL SAFETY	0.00	0.00	-54,213.29	-54,213.29	-54,213.29	0.00
91 EXPENDITURES	0.00	0.00	-54,213.29	-54,213.29	-54,213.29	0.00
101	0.00	0.00	-54,213.29	-54,213.29	-54,213.29	0.00
08 SPECIAL BUILDING FUND	-380,161.00	527,317.00	0.00	-527,317.00	0.00	-700.04

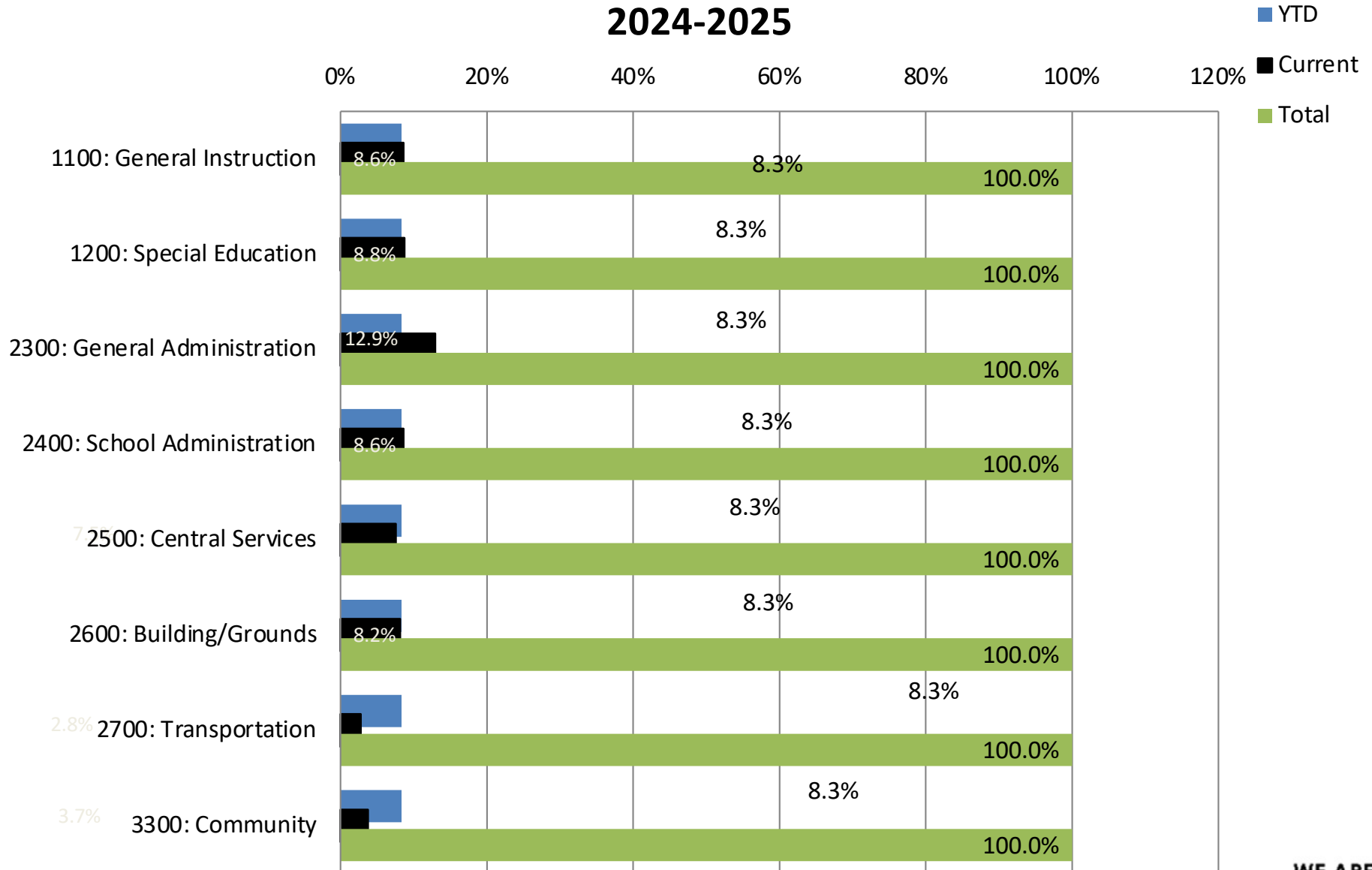
Report Description: Month End Report 14 Account Year: 25 Account Periods: 01 - 01 PY Account Periods: 01 - 01 Dates: 09/02/2024 - 09/30/2024

Account	Prev1 YTD Exp	YTD Adj Bud	Period Expended	YTD Actual	Avail Balance	PCT
Account Description						
25-09-0001-013-000-000 CASH-NLNB-QCPUF	-1,021,759.77	0.00	-281,286.48	-1,087,146.16	-1,087,146.16	0.00
25-09-0001-016-000-000 CASH ON DEPOSIT-COUNTY TREASURER	-43,236.94	0.00	281,286.48	0.00	0.00	0.00
25-09-0001-031-000-000 DUE FROM/TO GENERAL FUND	18,543.38	0.00	0.00	0.00	0.00	0.00
01 ASSETS	-1,046,453.33	0.00	0.00	-1,087,146.16	-1,087,146.16	0.00
25-09-0001-900-000-000 RESERVED FUND BALANCE	3,689.00	0.00	0.00	-997,659.00	-997,659.00	0.00
25-09-0001-905-000-000 UNRESERVED FUND BALANCE	1,021,759.71	0.00	0.00	1,087,146.16	1,087,146.16	0.00
03 EQUITY	1,025,448.71	0.00	0.00	89,487.16	89,487.16	0.00
25-09-1100-000-000-000 PROPERTY TAXES-QCPUF	43,237.00	-261,224.00	0.00	0.00	-261,224.00	-100.00
81 REVENUES	43,237.00	-261,224.00	0.00	0.00	-261,224.00	-100.00
25-09-4500-340-000-000 CONTRACTED SERVICES	-18,543.38	0.00	0.00	0.00	0.00	0.00
25-09-4500-720-000-000 BUILDING REPAIR AND MAINTENANCE	0.00	250,000.00	0.00	0.00	250,000.00	-100.00
25-09-5000-830-000-000 DUES AND FEES-PAYING AGENT	0.00	400.00	0.00	0.00	400.00	-100.00
25-09-5000-831-000-000 PRINCIPAL COSTS	0.00	995,000.00	0.00	0.00	995,000.00	-100.00
25-09-5000-832-000-000 DEBT SERVICE INTEREST	0.00	13,483.00	0.00	0.00	13,483.00	-100.00
91 EXPENDITURES	-18,543.38	1,258,883.00	0.00	0.00	1,258,883.00	-400.00
09 QCPUF	3,689.00	997,659.00	0.00	-997,659.00	0.00	-500.00

Report Description: REPORT BY PROGRAM Account Year: 25 Account Periods: 01 - 01 PY Account Periods: 01 - 01 Dates: 09/02/2024 - 09/30/2024

Account	Prev1 YTD Exp	YTD Adj Bud	Period Expended	YTD Actual	Avail Balance	PCT
Account Description						
25-10-0001-013-000-000 CASH-NLNB-COOPERATING	-12,717.05	0.00	-1,000.00	-17,893.62	-17,893.62	0.00
01 ASSETS	-12,717.05	0.00	-1,000.00	-17,893.62	-17,893.62	0.00
25-10-0001-905-000-000 FUND BALANCE-UNRESERVED	12,956.99	0.00	0.00	16,893.62	16,893.62	0.00
03 EQUITY	12,956.99	0.00	0.00	16,893.62	16,893.62	0.00
25-10-5690-000-000-000 NON-PROGRAM RECEIPTS	2,369.22	-100,000.00	1,000.00	1,000.00	-99,000.00	-101.00
81 REVENUES	2,369.22	-100,000.00	1,000.00	1,000.00	-99,000.00	-101.00
25-10-1190-490-000-003 WATER-BUFFALO	-120.11	0.00	0.00	0.00	0.00	0.00
25-10-1190-490-000-012 WATER-OSGOOD	-163.74	0.00	0.00	0.00	0.00	0.00
25-10-1190-890-000-003 ELECTRICITY-BUFFALO	-1,391.61	0.00	0.00	0.00	0.00	0.00
25-10-1190-890-000-012 ELECTRICITY-OSGOOD	-933.70	0.00	0.00	0.00	0.00	0.00
25-10-6210-580-000-000 PROF DEV-ESU FUNDS	0.00	100,000.00	0.00	0.00	100,000.00	-100.00
91 EXPENDITURES	-2,609.16	100,000.00	0.00	0.00	100,000.00	-100.00
10 COOPERATING FUND	0.00	0.00	0.00	0.00	0.00	-201.00

2024-2025



1100: **Regular Instruction:** Those programs that are directed to students in the classroom

1200: **Special Education Program**

2100: **Support Services-Pupil:** Attendance, guidance, health services

2200: **Support Services-Staff:** Curriculum, libraries, technology, activities

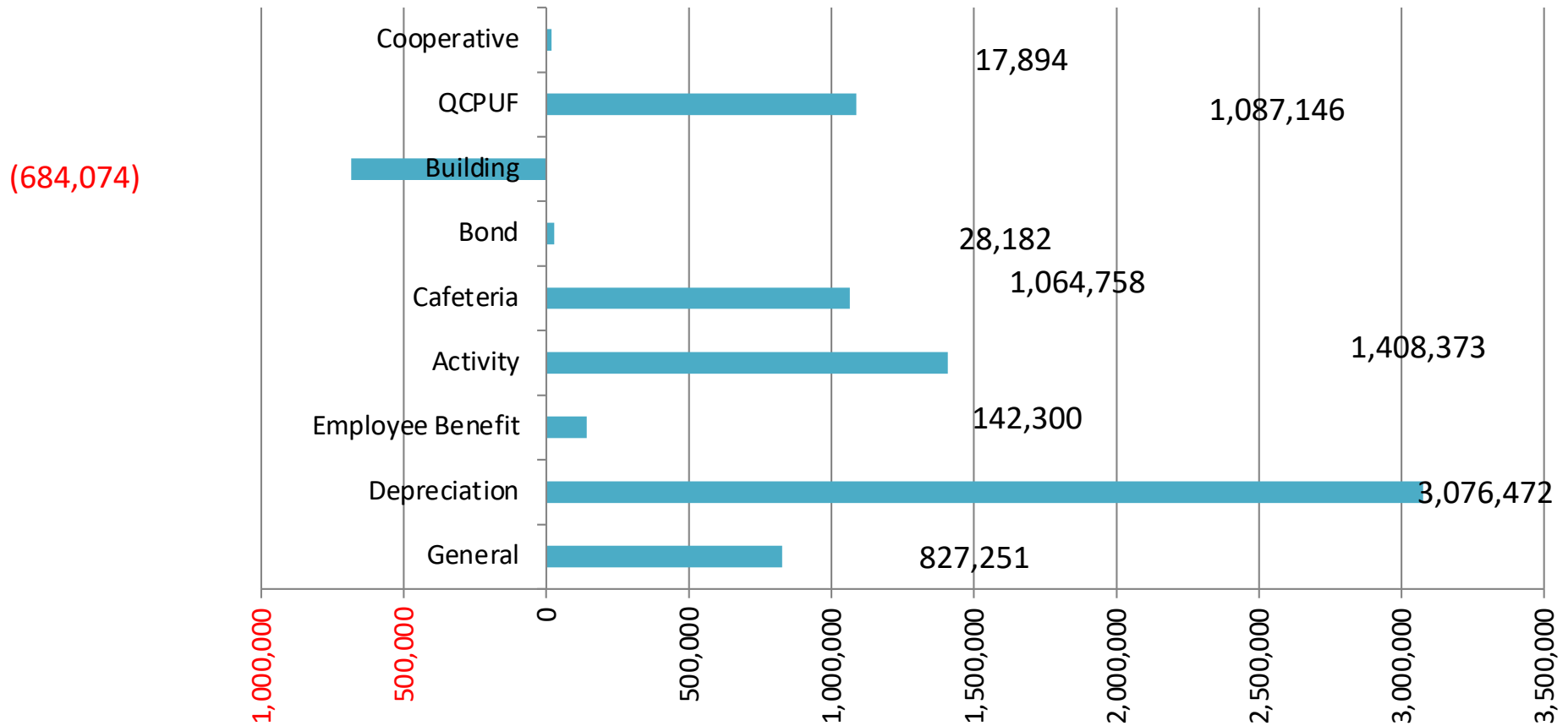
2300: **General Administration:** Board of Education, Superintendent

2400: **School Administration:** Building Principals Office and Support



North Platte Public Schools
 Balance Sheet – Total Net Assets
 For the One Month Period Ending September 30, 2024

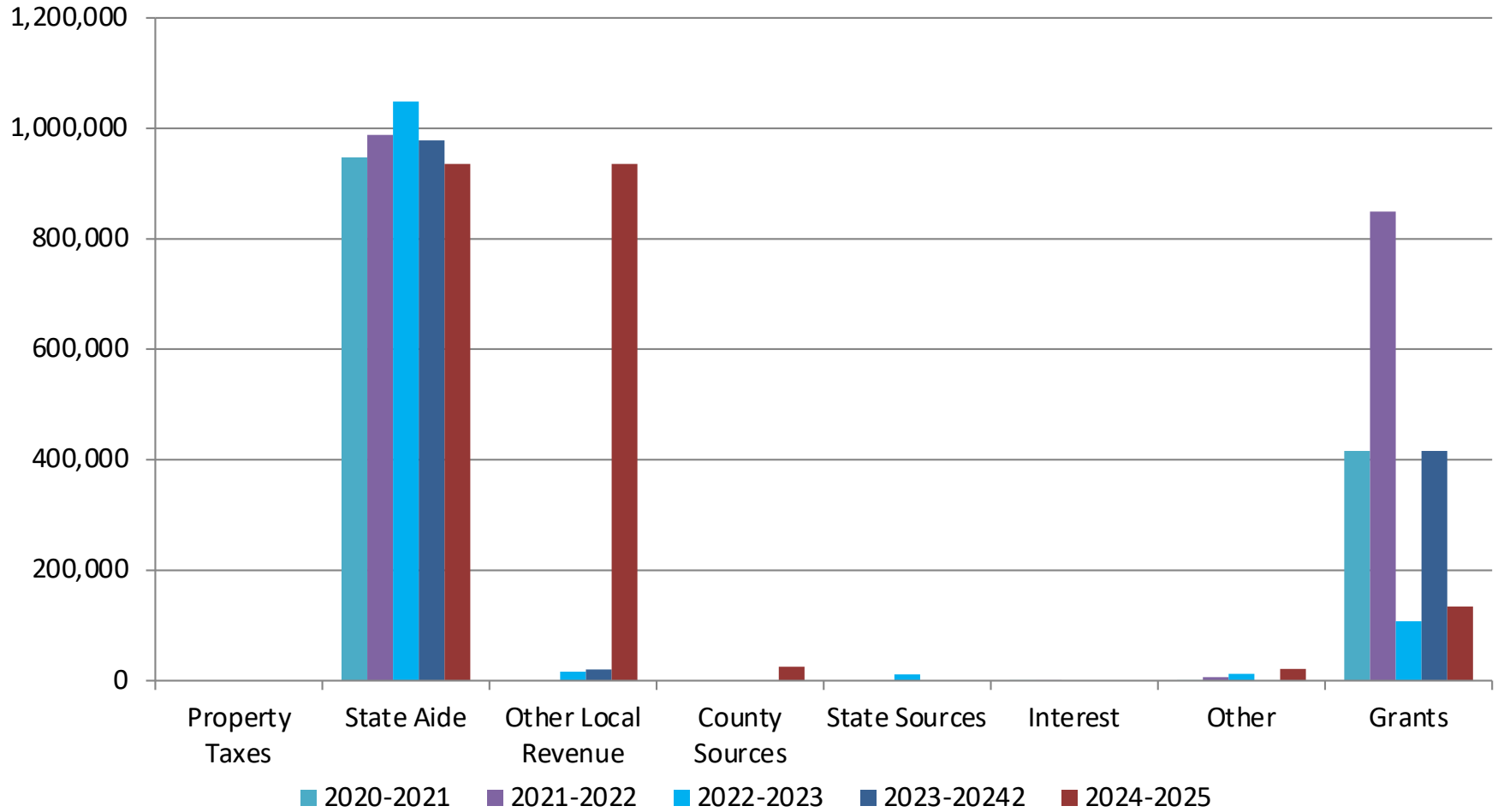
2024-2025



North Platte Public Schools

Revenue Comparison

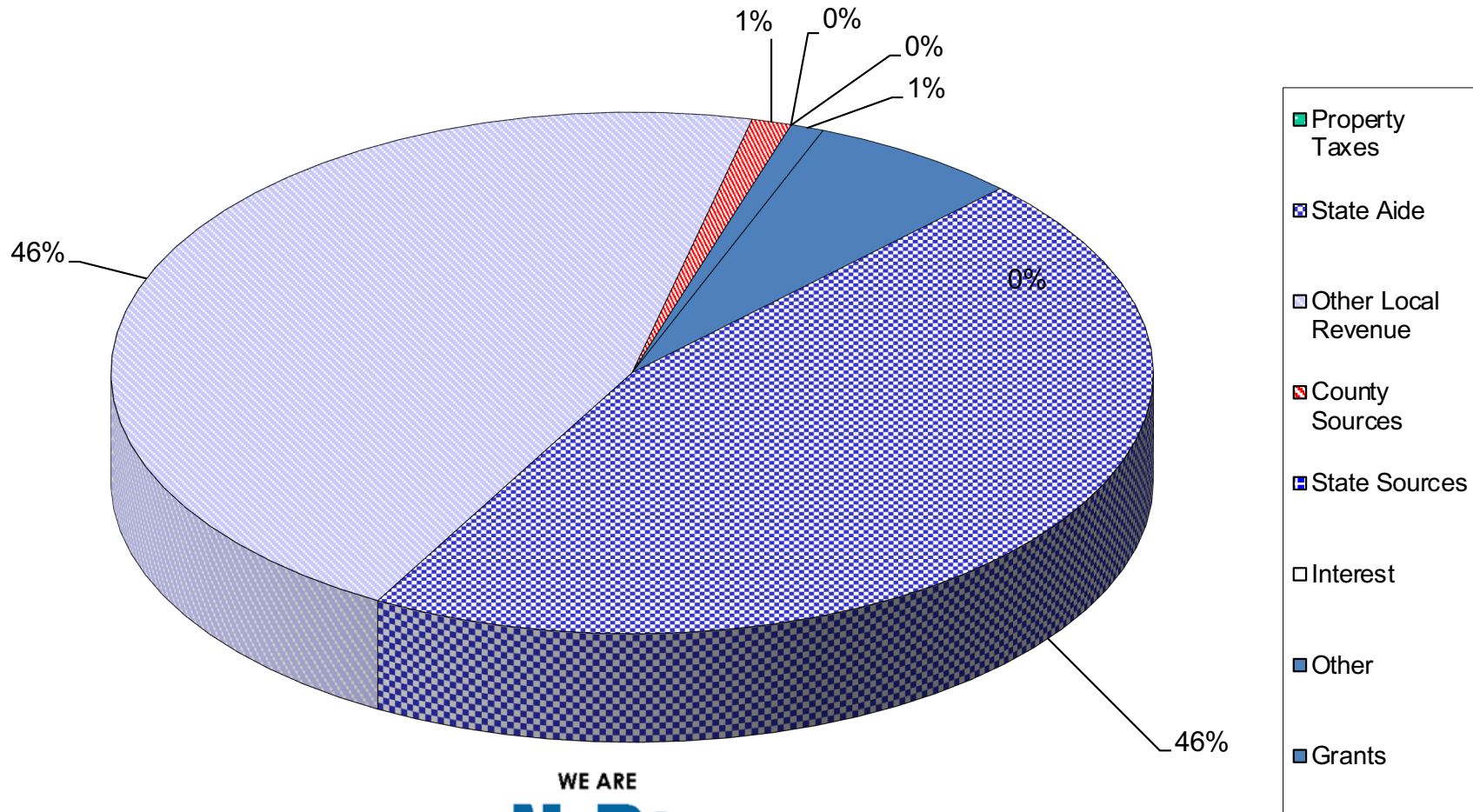
For the One Month Period Ending September 30, 2024



North Platte Public Schools

Revenue by Object Code

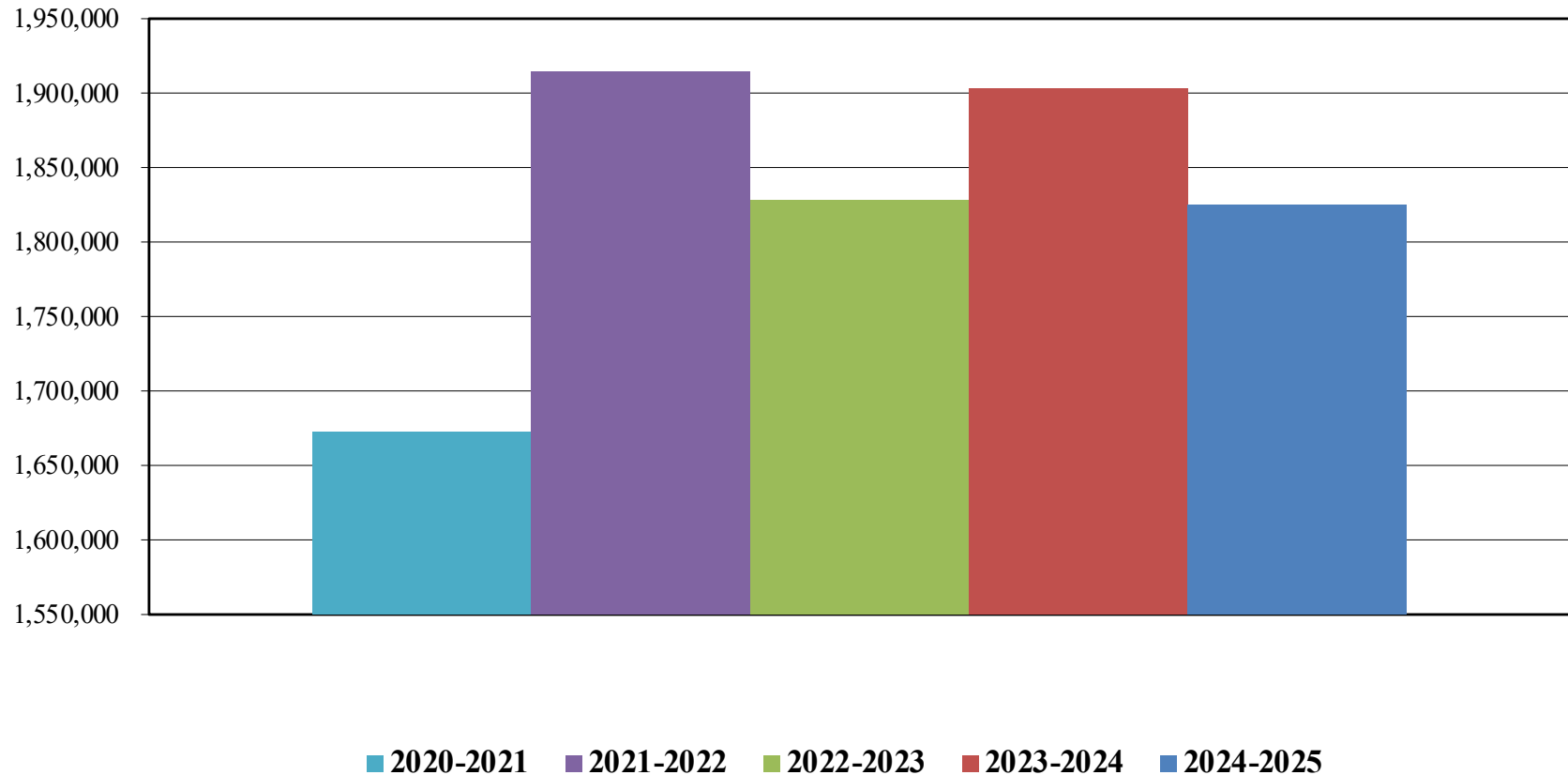
For the One Month Period Ending September 30



WE ARE
NPPS

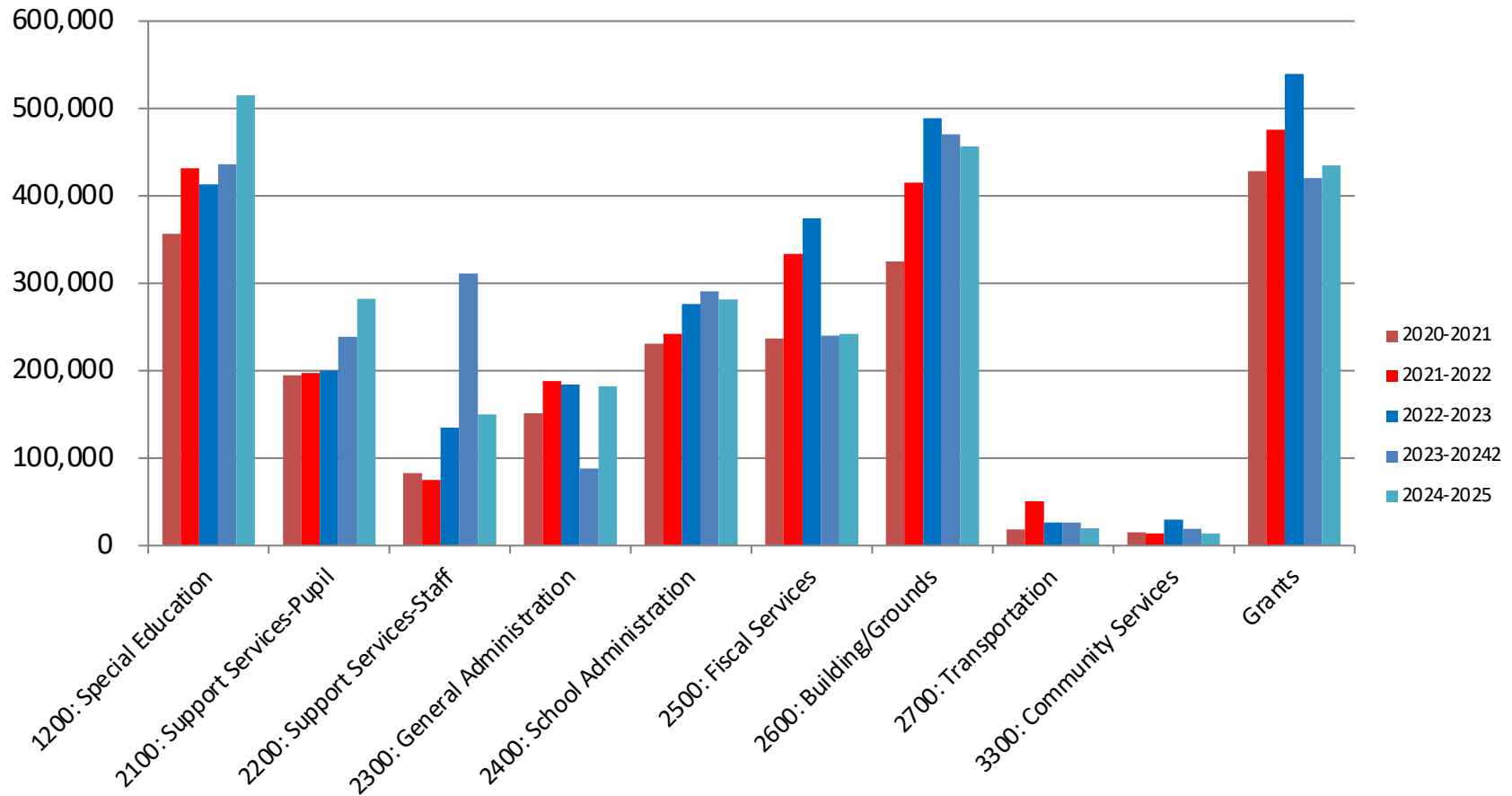
North Platte Public Schools

Comparison of Expense-1100: Instruction Only
For the One Month Period Ending September 30



North Platte Public Schools

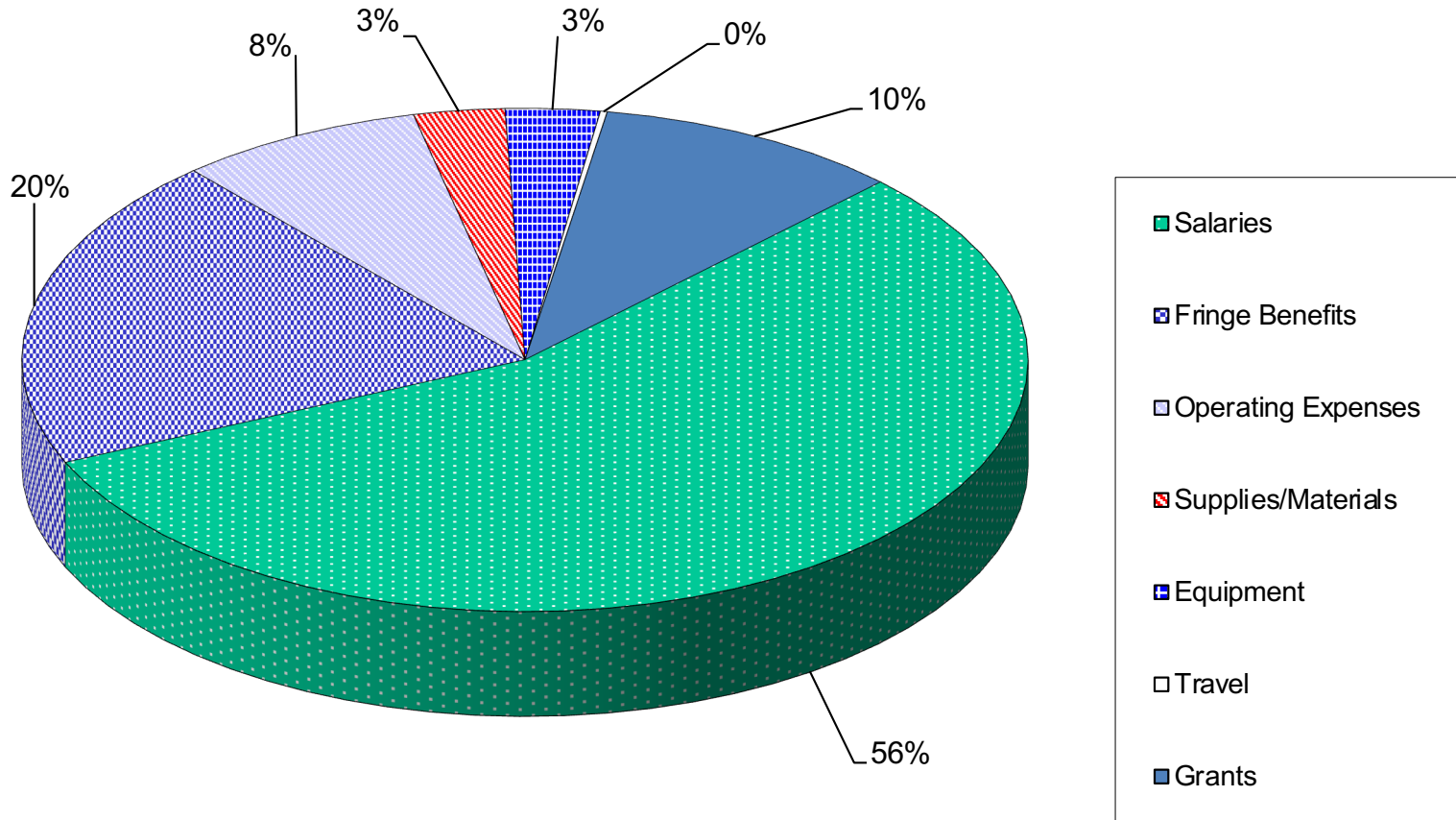
Comparison of Expense by Discipline For the One Month Period Ending September 30



North Platte Public Schools

Expenditures by Object Code

For the One Month Period Ending September 30, 2024



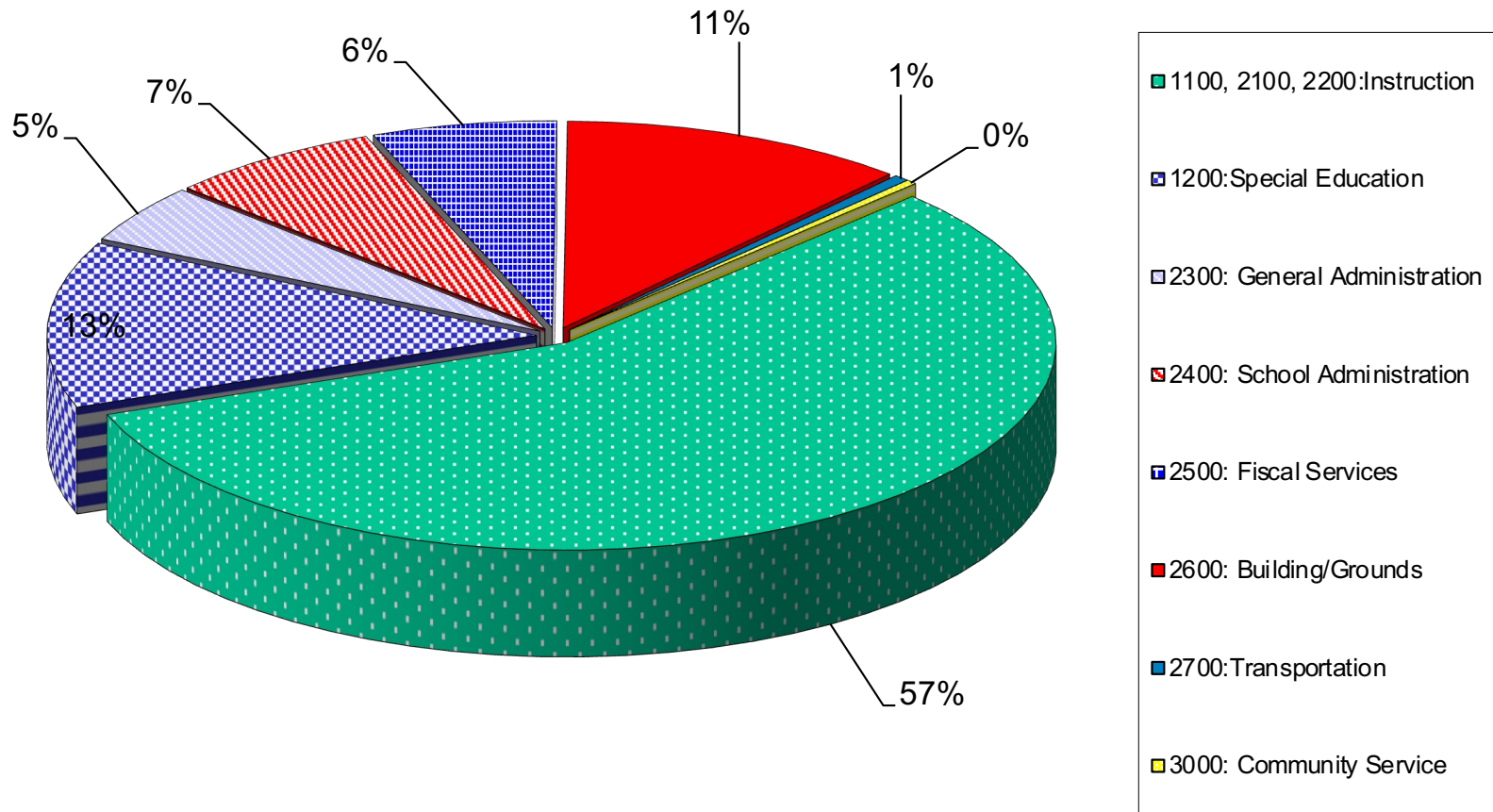
General Fund Expenditures excluding Grants



North Platte Public Schools

Expenditures by Discipline

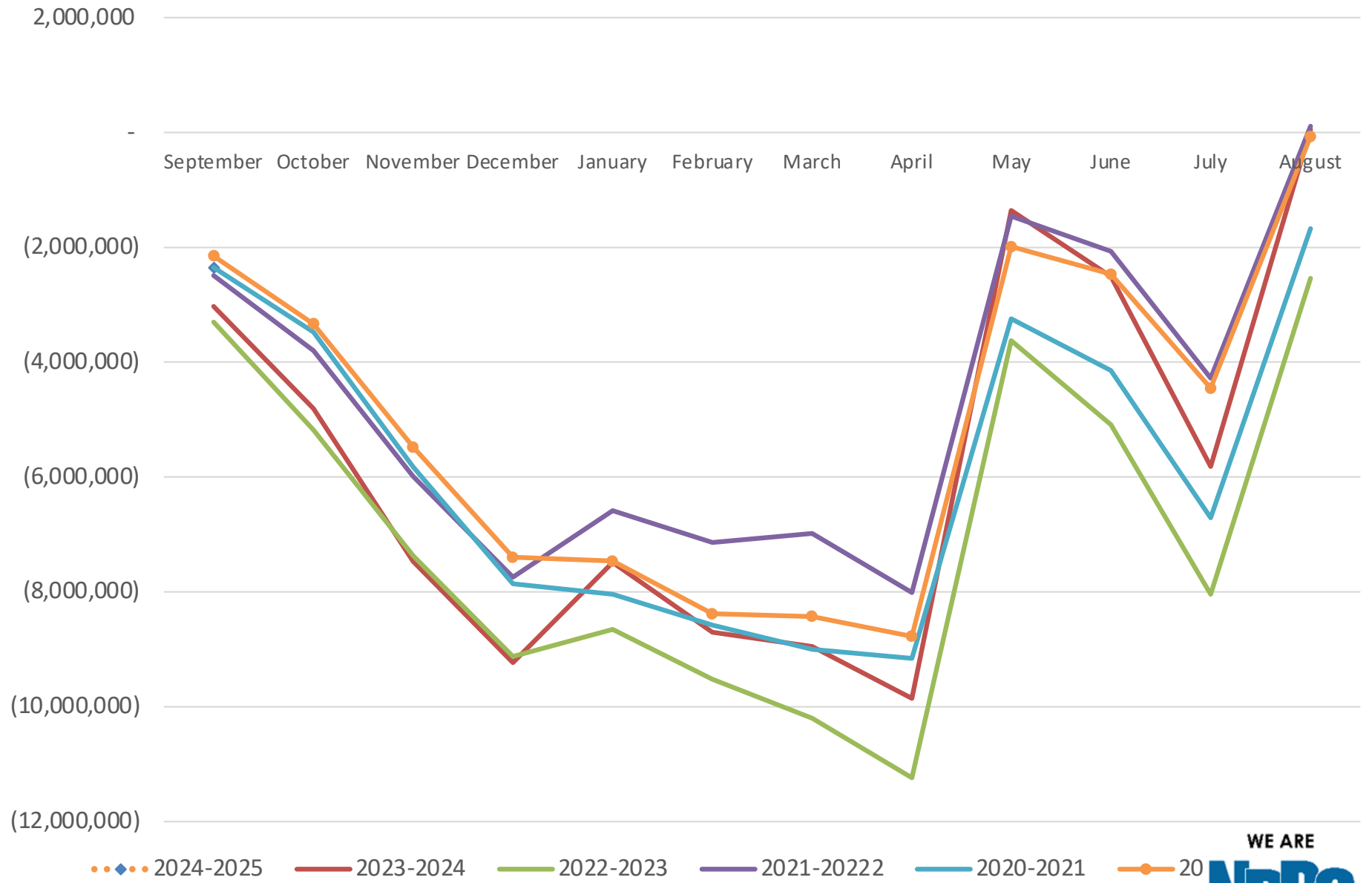
For the One Month Period Ending September 30, 2024



General Fund Expenditures excluding grants



Monthly Cash Flow



North Platte Public Schools

September



	2024-2025	2023-2024	2022-2023	2021-2022	2020-2021
Revenue	<u>Actual</u>	<u>Actual</u>	<u>Actual</u>	<u>Actual</u>	<u>Actual</u>
Property Taxes					
State Aid	936,013	978,078	1,048,915	988,554	947,743
Other Local Revenue	936,013	20,000	15,921	0	0
County Sources	25,533	0			
State Sources	0	0	11,498		
Interest	0	0		45	4
Other	21,168	0	12,345	6,040	380
Grants	133,874	415,542	107,209	849,040	415,718
Total Revenue	2,052,601	1,413,620	1,195,888	1,843,679	1,363,845
Expenditures					
Salaries	2,458,270	2,449,925	2,224,217	2,213,192	2,201,788
Fringe Benefits	890,879	864,537	803,770	779,862	696,101
Operating Expenses	347,700	360,247	495,164	352,696	169,412
Supplies/Materials	129,053	147,379	193,186	181,543	131,421
Equipment	133,639	186,822	201,709	224,530	81,503
Travel/Other	9,772	16,067	37,916	111,299	4,329
Grants	435,197	420,138	539,510	475,432	428,420
Total Expenditures	4,404,510	4,445,115	4,495,472	4,338,554	3,712,974
Instruction	1,824,658	1,903,199	1,828,282	1,914,181	1,672,273
Special Education	515,192	436,243	413,204	431,393	356,703
Guidance/Health	282,401	239,004	199,912	197,429	194,960
Libraries	149,830	311,576	135,031	75,367	82,876
General Administration	182,495	88,154	184,014	188,381	151,519
School Administration	281,856	290,546	276,314	242,453	231,035
Business Office	242,381	240,360	374,650	333,515	236,801
Building/Grounds	456,405	470,391	488,703	415,423	324,932
Transportation	20,053	26,099	26,217	50,764	18,311
Community SVC/KK	14,042	19,405	29,635	14,216	15,144
Grants	435,197	420,138	539,510	475,432	428,420
Total	4,404,510	4,445,115	4,495,472	4,338,554	3,712,974
Net Income	(2,351,909)	(3,031,495)	(3,299,584)	(2,494,875)	(2,349,129)
Net Income-Grants	(301,323)	(4,596)	(432,301)	373,608	(12,702)
Net Income-GF	(2,050,586)	(3,026,899)	(2,867,283)	(2,868,483)	(2,336,427)

North Platte Public Schools
Operating Fund
September 2024

Check No	Check Date	Vendor Name
	9/20/24	Payroll
<u>3608</u>	9/20/2024	VISION SERVICE PLAN
<u>3610</u>	9/20/2024	AMERICAN FAMILY LIFE ASSURANCE CO.
<u>3611</u>	9/20/2024	NEBRASKA CHILD SUPPORT PAYMENT CENTER
<u>3612</u>	9/20/2024	NATIONWIDE
<u>3613</u>	9/20/2024	AMERICAN FIDELITY ASSURANCE CO.
<u>3615</u>	9/20/2024	AMERICAN FIDELITY
<u>3616</u>	9/20/2024	INTERNAL REVENUE SERVICE
<u>638903</u>	9/4/2024	GUNDERSON, JASON
<u>638904</u>	9/4/2024	KSB SCHOOL LAW
<u>638905</u>	9/4/2024	LEE, HEATHER
<u>638906</u>	9/4/2024	LEXINGTON MIDDLE SCHOOL
<u>638907</u>	9/4/2024	NORTHWESTERN PUBLIC SERVICE
<u>638907</u>	9/4/2024	NORTHWESTERN PUBLIC SERVICE
<u>638908</u>	9/4/2024	SOLIANT HEALTH, LLC
<u>638909</u>	9/4/2024	SWEDBERG, MICAH
<u>638910</u>	9/6/2024	SEIDEL, MATTHEW
<u>638911</u>	9/6/2024	WASHINGTON, WESTON
<u>638912</u>	9/9/2024	LIENEMANN, CARRIE
<u>638912</u>	9/9/2024	LIENEMANN, CARRIE
<u>638913</u>	9/9/2024	ONE LESS THING
<u>638914</u>	9/9/2024	TIME AND TOOL EQUIP RENT
<u>638915</u>	9/9/2024	US BANK VOYAGER FLEET SYSTEMS
<u>638916</u>	9/10/2024	O'GRADY, TRACY
<u>638917</u>	9/10/2024	SOLIANT HEALTH, LLC
<u>638918</u>	9/10/2024	VAK, JOSEPH & LAURIE
<u>638919</u>	9/10/2024	HAWKS, BRIANA
<u>638920</u>	9/11/2024	US BANK
<u>638921</u>	9/11/2024	ACKERMAN GENERAL CONTRACTING LLC
<u>638922</u>	9/11/2024	AJ SHEET METAL
<u>638923</u>	9/11/2024	AMAX CONTRACTING, INC.

Payment Amount	Invoice No	
1,885,241.45		
\$4,810.99	20-SEP-24	4810.99
\$4,180.69	20-SEP-24	
\$1,506.00	20-SEP-24	
\$23,895.09	20-SEP-24	
\$11,948.84	20-SEP-24	
\$3,515.68	20-SEP-24	
\$600,951.17	20-SEP-24	
\$70.00	9/5 JV FB	
\$2,790.50	17080	
\$60.00	MS FB	
\$100.00	CROSS COUNTRY	
\$308.16	82024	403.88
\$95.72	82124	
\$16,626.00	21011263	
\$60.00	MS FOOTBALL	
\$110.00	9/6 VARSITY FB	
\$110.00	9/6 VARSITY FB	
\$120.00	MAR-AUG '24 CELL	
\$912.05	MAR-AUG '24 MLG	
\$750.00	242399	
\$38.00	146360	
\$1,855.69	8693227012434	
\$210.00	NPHS VB 9/10/24	
\$17,253.50	21014776	
\$91.00	VB REFUND	
\$300.00	09-10-2024_1	
\$262,855.92	08262024	
\$105,469.75	1075	
\$69,798.60	4	
\$89,460.00	1-24031E	

<u>638924</u>	9/11/2024	CHARLIE'S NORTH PLATTE PLUMBING
<u>638925</u>	9/11/2024	HALLS ELECTRIC & SERVICES
<u>638925</u>	9/11/2024	HALLS ELECTRIC & SERVICES
<u>638925</u>	9/11/2024	HALLS ELECTRIC & SERVICES
<u>638926</u>	9/11/2024	MITCHELL DRYWALL
<u>638927</u>	9/11/2024	NORTHWESTERN PUBLIC SERVICE
<u>638927</u>	9/11/2024	NORTHWESTERN PUBLIC SERVICE
<u>638927</u>	9/11/2024	NORTHWESTERN PUBLIC SERVICE
<u>638928</u>	9/11/2024	PLATTE VALLEY ELECTRIC INC.
<u>638929</u>	9/12/2024	JENNER, JERRY
<u>638931</u>	9/12/2024	KEARNEY HIGH SCHOOL
<u>638931</u>	9/12/2024	KEARNEY HIGH SCHOOL
<u>638932</u>	9/12/2024	KIRBY, JANE
<u>638933</u>	9/12/2024	KSIAZEK, TOM
<u>638934</u>	9/12/2024	MCCOOK PUBLIC SCHOOL
<u>638934</u>	9/12/2024	MCCOOK PUBLIC SCHOOL
<u>638935</u>	9/12/2024	NEBRASKA SKILLS USA
<u>638936</u>	9/12/2024	O'DONNELL-GREENO, LEAH
<u>638937</u>	9/12/2024	PEPSI BEVERAGES COMPANY
<u>638937</u>	9/12/2024	PEPSI BEVERAGES COMPANY
<u>638938</u>	9/12/2024	WILKENING, CLINTON
<u>638939</u>	9/13/2024	ALICIA MEDEL
<u>638940</u>	9/13/2024	BRADY, CLINTON F.
<u>638941</u>	9/13/2024	JANDA, SAMANTHA
<u>638942</u>	9/13/2024	KLEINOW, TRENTON
<u>638943</u>	9/13/2024	KRULL, CHRIS
<u>638944</u>	9/13/2024	MCCOOK PUBLIC SCHOOL
<u>638945</u>	9/13/2024	MULLEN HIGH SCHOOL
<u>638946</u>	9/13/2024	PAUL, KAYLA
<u>638947</u>	9/13/2024	PETTERA, TANNER
<u>638948</u>	9/13/2024	PURDY, RYAN
<u>638949</u>	9/13/2024	SCHOOL DISTRICT OF SEWARD
<u>638950</u>	9/13/2024	STINMAN, DANIEL
<u>638950</u>	9/13/2024	STINMAN, DANIEL

\$120,000.00	4	
\$3,764.25	5	0.00
\$48,463.23	6	
\$415,223.97	7	
\$4,882.00	24-089-3	
\$25.04	81924	1,341.95
\$1,290.46	82724	
\$26.45	82824	
\$40,500.00	4	
\$160.00	9.17.24 SOFTBALL	
\$150.00	9.14.25 VB	
\$125.00	GIRLS GOLF	
\$210.00	9.17.24 SOFTBALL	
\$81.56	GAS REIMBURSEMENT	
\$100.00	CROSS COUNTRY	
\$50.00	TENNIS	
\$470.00	FCL-2024-031	
\$126.72	REIMBURSEMENT	
\$894.00	25779006	1,278.00
\$384.00	37906005	
\$160.00	9.17.24 SOFTBALL	
\$850.00	CHOREOGRAPHER	
\$105.00	9.16.24	
\$70.00	9.12.24	
\$60.00	9.12.24 FB	
\$60.00	9.12.24 FB	
\$100.00	CROSS COUNTRY	
\$123.00	NPHS	
\$70.00	9.12.24	
\$105.00	9.5.24	
\$105.00	9.16.24	
\$170.00	CROSS COUNTRY	
\$60.00	9.12.24 FB	
\$105.00	9.16.24	

<u>638952</u>	9/16/2024	ANDERSON, GLORIA R.
<u>638953</u>	9/16/2024	BURNS, JAMES
<u>638954</u>	9/16/2024	FRANCESCATO, DARREL
<u>638955</u>	9/16/2024	HIRSCHFELDS
<u>638956</u>	9/16/2024	HUMPHREYS, DELANA
<u>638957</u>	9/16/2024	LIENEMANN, CARRIE
<u>638958</u>	9/16/2024	SOLIAN HEALTH, LLC
<u>638959</u>	9/18/2024	BRADY, CLINTON F.
<u>638960</u>	9/18/2024	CORNWELL, GEORGE
<u>638961</u>	9/18/2024	FLAMING, HANNAH
<u>638962</u>	9/18/2024	HOMETOWN LEASING
<u>638963</u>	9/18/2024	KLEIN, BEN
<u>638964</u>	9/18/2024	KLEINOW, TRENTON
<u>638965</u>	9/18/2024	KRULL, CHRIS
<u>638966</u>	9/18/2024	LEE, HEATHER
<u>638967</u>	9/18/2024	MARTIN, ROSS
<u>638968</u>	9/18/2024	MROCZEK, CHRIS
<u>638969</u>	9/18/2024	PRO PRINTING & GRAPHICS/THE COPY HOUSE
<u>638970</u>	9/18/2024	SAMUELSON, JACOB
<u>638971</u>	9/18/2024	SCHROEDER, JARED
<u>638972</u>	9/18/2024	VERIZON WIRELESS
<u>638973</u>	9/18/2024	WHITETAIL SCREEN PRINT
<u>638974</u>	9/19/2024	SWEDBERG, LANE
<u>638975</u>	9/19/2024	SWEDBERG, MICAH
<u>638976</u>	9/20/2024	ACCELERATED RECEIVABLES SOLUTIONS
<u>638981</u>	9/20/2024	CONSERVE
<u>638982</u>	9/20/2024	CREDIT MANAGEMENT SERVICES INC
<u>638987</u>	9/20/2024	ERIN M. MCCARTNEY, CHAPTER 13 TRUSTEE
<u>638988</u>	9/20/2024	ERIN M. MCCARTNEY, CHAPTER 13 TRUSTEE
<u>638989</u>	9/20/2024	FAMILY SUPPORT REGISTRY
<u>638990</u>	9/20/2024	IOWA CHILD SUPPORT
<u>638991</u>	9/20/2024	MADISION NATIONAL LIFE
<u>638992</u>	9/20/2024	NATIONAL INSURANCE SERVICES
<u>638993</u>	9/20/2024	NORTH PLATTE PUBLIC SCHOOLS FOUNDATION

\$70.00	9/16/24 FROSH VB
\$150.00	9.17.24 SB
\$210.00	9/19/24 R/JV/V VB
\$1,202.61	RC00001000101590
\$70.00	TRAVEL STIPEND
\$203.20	TRIP STIPEND
\$16,616.50	21019043
\$70.00	9.19.24 9TH FB
\$210.00	R/JV/V VB 9.19.24
\$70.00	FROSH VB 9.16.24
\$1,193.36	32795539
\$110.00	VARSAITY FB 9.20.24
\$70.00	9.19.24 9TH FB
\$70.00	9.19.24 9TH FB
\$70.00	9.19.24 9TH FB
\$110.00	VARSAITY FB 9.20.24
\$110.00	VARSAITY FB 9.2.24
\$1,088.00	125595
\$110.00	VARSAITY FB 9.20.24
\$110.00	VARSAITY FB 9.20.24
\$75.10	9973382394
\$584.75	18260
\$70.00	9.19.24 FB
\$70.00	9.19.24 FB
\$1,567.60	20-SEP-24
\$201.35	20-SEP-24
\$1,203.79	20-SEP-24
\$1,300.00	20-SEP-24
\$668.00	20-SEP-24
\$762.00	20-SEP-24
\$540.00	20-SEP-24
\$3,269.80	20-SEP-24
\$4,816.61	20-SEP-24
\$1,507.10	20-SEP-24

<u>638994</u>	9/20/2024	TX CHILD SUPPORT SDU
<u>638995</u>	9/20/2024	MADISION NATIONAL LIFE
<u>638996</u>	9/20/2024	HUB INTERNATIONAL MOUNAIN STATES LIMITED
<u>638997</u>	9/20/2024	JENNER, JERRY
<u>638998</u>	9/20/2024	KIRBY, JANE
<u>638999</u>	9/20/2024	NUTT, MELANIE
<u>639000</u>	9/20/2024	HUB INTERNATIONAL MOUNAIN STATES LIMITED
<u>639001</u>	9/20/2024	KLEINOW, TRENTON
<u>639002</u>	9/20/2024	LEE, HEATHER
<u>639003</u>	9/20/2024	PURDY, RYAN
<u>639004</u>	9/20/2024	WILKENING, CLINTON
<u>639005</u>	9/21/2024	CALLAN, CARI
<u>639006</u>	9/21/2024	MORITZ, TODD
<u>639007</u>	9/21/2024	WEGNER, BARBARA
<u>639008</u>	9/21/2024	LUTKEMEIER, AUSTIN
<u>639009</u>	9/24/2024	JENNER, JERRY
<u>639010</u>	9/24/2024	JUNIOR LIBRARY GUILD
<u>639011</u>	9/24/2024	KLEINOW, TRENTON
<u>639012</u>	9/24/2024	KRULL, CHRIS
<u>639013</u>	9/24/2024	PURDY, RYAN
<u>639014</u>	9/24/2024	STINMAN, DANIEL
<u>639015</u>	9/24/2024	WILKENING, CLINTON
<u>639016</u>	9/24/2024	HASTINGS HIGH SCHOOL
<u>639017</u>	9/24/2024	PEPSI BEVERAGES COMPANY
<u>639018</u>	9/24/2024	TRUMBULL, ERIC M.
<u>639019</u>	9/24/2024	WHITETAIL SCREEN PRINT
<u>639020</u>	9/24/2024	HARMON, DAVID
<u>639021</u>	9/25/2024	CLINE WILLIAMS LAW FIRM
<u>639022</u>	9/25/2024	IMAGINE LEARNING LLC
<u>639023</u>	9/25/2024	MCDANIEL, BRITTANY
<u>639024</u>	9/25/2024	PEPSI BEVERAGES COMPANY
<u>639025</u>	9/25/2024	SOLIAANT HEALTH, LLC
<u>639026</u>	9/25/2024	VERIZON WIRELESS
<u>639027</u>	9/25/2024	PACK, JIMMIE

\$482.00	20-SEP-24
\$317.80	09-20-2024_1
\$16,069.36	3794073
\$260.00	9.21.24 SB TOURNEY
\$310.00	9.21.24 SB TOURNEY
\$290.00	9.21.24 SB TOURNEY
\$45,000.00	3793950
\$70.00	9.23.24 JV FB
\$70.00	9.23.24 JV FB
\$70.00	9.23.24 JV FB
\$260.00	9.21.24 SB TOURNEY
\$300.00	9.21.24 SB TOURNEY
\$340.00	9.21.24 SB TOURNEY
\$300.00	9.21.24 SB TOURNEY
\$350.00	9.21.24 SB TOURNEY
\$160.00	9.24.24 SB
\$10,803.24	693319
\$70.00	9.24.24 FB
\$70.00	9.24.24 FB
\$70.00	9.24.24 FB
\$70.00	9.24.24 FB
\$160.00	9.24.24 SB
\$70.00	CROSS COUNTRY MEET
\$502.00	44692010
\$120.00	9.12.24 FB
\$323.50	18242
\$1,190.70	09-24-2024_1
\$950.00	394767
\$15,570.00	Q-74111
\$1,117.38	9.25.24 REIMB
\$644.00	44692002
\$14,425.25	21023823
\$1,728.40	9973565329
\$19.88	9.20.24 REIMB

<u>639028</u>	9/25/2024	WHITETAIL SCREEN PRINT
<u>639029</u>	9/26/2024	JOHNSON, SCOTT
<u>639030</u>	9/26/2024	VIGIL, JOB
<u>639031</u>	9/27/2024	COLUMBUS PUBLIC SCHOOL
<u>639032</u>	9/30/2024	COZAD HIGH SCHOOL
<u>639032</u>	9/30/2024	COZAD HIGH SCHOOL
<u>639033</u>	9/30/2024	GOTHENBURG PUBLIC SCHOOLS
<u>639033</u>	9/30/2024	GOTHENBURG PUBLIC SCHOOLS
<u>639034</u>	9/30/2024	GRAND ISLAND AREA CHAMBER OF COMMERCE
<u>639035</u>	9/30/2024	GRAND ISLAND HIGH SCHOOL
<u>639036</u>	9/30/2024	HASTINGS HIGH SCHOOL
<u>639037</u>	9/30/2024	HOLDREGE HIGH SCHOOL
<u>639038</u>	9/30/2024	JENNER, JERRY
<u>639039</u>	9/30/2024	KEARNEY HIGH SCHOOL
<u>639040</u>	9/30/2024	KIRBY, JANE
<u>639041</u>	9/30/2024	LINCOLN HIGH SCHOOL
<u>639042</u>	9/30/2024	MARIAN HIGH SCHOOL
<u>639043</u>	9/30/2024	SIMONTON, PAUL
<u>639044</u>	9/30/2024	BERLINER, AMBER
<u>639045</u>	9/30/2024	LEXINGTON HIGH SCHOOL
<u>639046</u>	9/30/2024	WILKENING, CLINTON
<u>639047</u>	9/30/2024	NEBRASKA STATE BANDMASTERS ASSOCIATION
<u>639048</u>	10/1/2024	SODEXO INC & AFFILIATES
<u>639049</u>	10/1/2024	SOLIANT HEALTH, LLC
<u>639050</u>	10/1/2024	BLUE CROSS/BLUE SHIELD OF NEBRASKA
<u>639050</u>	10/1/2024	BLUE CROSS/BLUE SHIELD OF NEBRASKA
<u>639051</u>	10/1/2024	LAKE MALONEY GOLF COURSE
<u>639052</u>	10/1/2024	NEBRASKA SCHOOLMASTERS CLUB
<u>639053</u>	10/1/2024	SCOTTSBLUFF HIGH SCHOOL
<u>639054</u>	10/1/2024	ALBRECHT, AMIE
<u>639055</u>	10/1/2024	ALLISON, JACQUELINE
<u>639056</u>	10/1/2024	ASHLEY MELVIN
<u>639057</u>	10/1/2024	BUSCHER, BRANDY
<u>639058</u>	10/1/2024	BUTLER, MAGGIE

\$1,348.00	18307
\$210.00	R/JV/V VB 9.26.24
\$210.00	R/JV/V VB 9.26.24
\$150.00	2024-007
\$175.00	ONE ACT
\$100.00	REIMBURSEMENT
\$130.00	CROSS COUNTRY
\$150.00	ONE ACT
\$150.00	1
\$130.00	GIRLS GOLF
\$125.00	GIRLS GOLF
\$165.00	ONE ACT
\$160.00	9.30.24 SB
\$160.00	ONE ACT
\$210.00	9.30.24 SB
\$150.00	241001
\$250.00	DISTRICT GOLF
\$70.00	9.30.24 SB
\$70.00	9.30.24 SB
\$40.00	JV BOYS TENNIS
\$160.00	9.30.24 SB
\$200.00	2521
\$211,727.93	1002605611
\$14,850.67	21028945
\$490,821.79	4174295
\$485,172.04	4228614
\$840.00	9.19.24 GOLF MEET
\$70.00	10.1.24
\$125.00	TWIN CITY VB
\$50.00	REIMBURSEMENT
\$120.60	JUNE '24 MLG
\$12.08	REIMBURSEMENT
\$100.00	SEPT 2024 CELL
\$89.83	AUG-SEPT '24 MLG

<u>639059</u>	10/1/2024	COHAGEN TRANSFER AND STORAGE
<u>639060</u>	10/1/2024	COOPER, EMILY
<u>639061</u>	10/1/2024	DAILEY, MEGAN
<u>639061</u>	10/1/2024	DAILEY, MEGAN
<u>639062</u>	10/1/2024	FATHER FLANAGAN'S BOYS' HOME
<u>639063</u>	10/1/2024	FOSTER, TRACI
<u>639064</u>	10/1/2024	HUB INTERNATIONAL MOUNAIN STATES LIMITED
<u>639065</u>	10/1/2024	KOHLER, JOHN
<u>639066</u>	10/1/2024	MCCOY, AARON
<u>639066</u>	10/1/2024	MCCOY, AARON
<u>639067</u>	10/1/2024	MIDWEST CONNECT
<u>639068</u>	10/1/2024	MILLS, KEVIN
<u>639069</u>	10/1/2024	MORALES, MOLLY
<u>639070</u>	10/1/2024	NCSA (NE COUNCIL OF SCHOOL ADMIN.)
<u>639071</u>	10/1/2024	NEBRASKA DEPT HEALTH & HUMAN SERVICES
<u>639072</u>	10/1/2024	OCHS, KAREN
<u>639073</u>	10/1/2024	PLATTE VALLEY COUNSELING, LLC
<u>639074</u>	10/1/2024	SPORT SAFE TESTING SERVICE INC
<u>639075</u>	10/1/2024	SPORTS SHOPPE, THE
<u>639076</u>	10/1/2024	TALBOTT, TOM &/OR SARAH
<u>639077</u>	10/1/2024	THOMAS, SARAH
<u>639078</u>	10/1/2024	TREVIZO, ANGELICA
<u>639079</u>	10/1/2024	UEHLING, JANELLE
<u>639079</u>	10/1/2024	UEHLING, JANELLE
<u>639080</u>	10/1/2024	B & H
<u>639081</u>	10/1/2024	GREAT MINDS PBC
<u>639082</u>	10/1/2024	JOURNEYED.COM, INC.
<u>639083</u>	10/1/2024	VALIDATE ME!
<u>639084</u>	10/1/2024	VEHICLE SERVICE GROUP
<u>639085</u>	10/1/2024	CDW GOVERNMENT INC
<u>639085</u>	10/1/2024	CDW GOVERNMENT INC
<u>639086</u>	10/1/2024	PEPSI COLA
<u>639087</u>	10/1/2024	AJ SHEET METAL
<u>639088</u>	10/1/2024	AUCA CHICAGO LOCKBOX

\$2,178.00	431213
\$42.72	REIMBURSEMENT
\$137.69	JULY-AUG '24 MLG
\$76.05	SEPT '24 MLG
\$13,627.59	CINV-00010336
\$85.76	AUG '24 MLG
\$635.00	3802943
\$16.99	LOST BOOK REFUND
\$461.50	AUG '24 MLG
\$706.18	SEPT '24 MLG
\$1,722.65	SEPT 2024
\$100.00	SEPT '24 CELL
\$88.86	SEPT '24 MLG
\$225.00	83092
\$15.00	583151
\$18.18	AUG '24 MLG
\$1,125.00	16-SEP-24
\$407.00	13612
\$2,208.00	9.21.24
\$178.73	2023-24 PARENT MLG
\$29.11	AUG '24 MLG
\$20.90	AUGUST '24 MLG
\$100.00	OCT '24 CELL
\$777.87	SEPT '24 MLG
\$3,657.49	227066184
\$1,180.52	INV204524
\$2,500.00	10550706
\$875.00	2049
\$6,432.56	1098872
\$226.80	AA5PX3R
\$129.60	AA5X11P
\$589.64	614189
\$224.57	250487
\$896.12	6280400088

<u>639089</u>	10/1/2024	CHARLIE'S NORTH PLATTE PLUMBING
<u>639090</u>	10/1/2024	CHEM-AQUA, INC
<u>639091</u>	10/1/2024	ECCA CONTROL LLC
<u>639092</u>	10/1/2024	KELLY SUPPLY COMPANY
<u>639093</u>	10/1/2024	KNAPP ELECTRIC CO
<u>639093</u>	10/1/2024	KNAPP ELECTRIC CO
<u>639093</u>	10/1/2024	KNAPP ELECTRIC CO
<u>639093</u>	10/1/2024	KNAPP ELECTRIC CO
<u>639094</u>	10/1/2024	KNOBEL'S REFRIGERATION
<u>639094</u>	10/1/2024	KNOBEL'S REFRIGERATION
<u>639094</u>	10/1/2024	KNOBEL'S REFRIGERATION
<u>639094</u>	10/1/2024	KNOBEL'S REFRIGERATION
<u>639095</u>	10/1/2024	KOHLER TRAILER SALES & SERVICE
<u>639096</u>	10/1/2024	LITTLE, ALAN
<u>639097</u>	10/1/2024	MENTZER OIL COMPANY
<u>639098</u>	10/1/2024	MILLER, DANIEL
<u>639099</u>	10/1/2024	NORTH PLATTE WINNELSON CO.
<u>639099</u>	10/1/2024	NORTH PLATTE WINNELSON CO.
<u>639100</u>	10/1/2024	PEPSI-COLA BOTTLING CO
<u>639100</u>	10/1/2024	PEPSI-COLA BOTTLING CO
<u>639100</u>	10/1/2024	PEPSI-COLA BOTTLING CO
<u>639100</u>	10/1/2024	PEPSI-COLA BOTTLING CO
<u>639100</u>	10/1/2024	PEPSI-COLA BOTTLING CO
<u>639100</u>	10/1/2024	PEPSI-COLA BOTTLING CO
<u>639100</u>	10/1/2024	PEPSI-COLA BOTTLING CO
<u>639100</u>	10/1/2024	PEPSI-COLA BOTTLING CO
<u>639101</u>	10/1/2024	RED ARROW
<u>639101</u>	10/1/2024	RED ARROW
<u>639102</u>	10/1/2024	RUTT'S HEATING AND AIR CONDITIONING INC
<u>639103</u>	10/1/2024	SAM'S LAWN SERVICE
<u>639104</u>	10/1/2024	T O HAAS TIRE
<u>639104</u>	10/1/2024	T O HAAS TIRE
<u>639104</u>	10/1/2024	T O HAAS TIRE
<u>639104</u>	10/1/2024	T O HAAS TIRE

\$328.16	42237
\$361.46	8847059
\$650.00	2987
\$20.63	3302171
\$27.14	113042
\$25.58	1132438
\$351.79	1132672
\$336.29	1132679
\$19,505.86	7873
\$126.00	8011
\$385.50	8103
\$126.00	8139
\$339.00	25963
\$135.00	82224
\$2,643.11	92224
\$15.50	91124
\$54.11	291245
\$56.11	29167
\$365.91	13287006
\$336.00	16199001
\$166.00	18894012
\$142.00	24625016
\$118.00	29800010
\$296.00	37306005
\$296.00	42888010
\$304.00	98324012
\$55.00	35629
\$55.00	35741
\$25,384.23	11540
\$700.00	14028
\$20.00	512405740
\$231.98	512405815
\$17.99	512406042
\$193.98	512406337

<u>639105</u>	10/1/2024	US BANK VOYAGER FLEET SYSTEMS
<u>639106</u>	10/1/2024	NCSA (NE COUNCIL OF SCHOOL ADMIN.)
<u>639107</u>	10/1/2024	PEPSI BEVERAGES COMPANY
<u>639108</u>	10/1/2024	AMAN, DANIELLE
<u>639109</u>	10/1/2024	ANDERSON, DANETTE
<u>639110</u>	10/1/2024	BARNHART, CLAYTON &/OR ASHLEY
<u>639111</u>	10/1/2024	BIRGE, LISA
<u>639112</u>	10/1/2024	BUCHANAN, NICOLE
<u>639113</u>	10/1/2024	GOC, KELSIE
<u>639114</u>	10/1/2024	HAWLEY, REBECCA
<u>639115</u>	10/1/2024	HUMPHERYS, STEPHANIE
<u>639116</u>	10/1/2024	JONES, SARAH
<u>639117</u>	10/1/2024	KOUMA, KAYLEEN
<u>639118</u>	10/1/2024	LIENEMANN, CHERISH
<u>639119</u>	10/1/2024	MATUSZCZAK, DALE &/OR TESSA
<u>639120</u>	10/1/2024	MESSERSMITH, PEYTON
<u>639121</u>	10/1/2024	SCHMIDT, KAREN
<u>639122</u>	10/1/2024	SMITH, ADRIAN
<u>639122</u>	10/1/2024	SMITH, ADRIAN
<u>639123</u>	10/1/2024	STRICKLAND, MICHELLE
<u>639123</u>	10/1/2024	STRICKLAND, MICHELLE
<u>639124</u>	10/1/2024	WILLARD, AMBER
<u>639125</u>	10/1/2024	NASB
<u>639125</u>	10/1/2024	NASB
<u>639125</u>	10/1/2024	NASB
<u>639126</u>	10/1/2024	NORTH PLATTE BULLETIN
<u>639127</u>	10/1/2024	AMERICAN TIME & SIGNAL CO
<u>639128</u>	10/1/2024	FILEWAVE (USA) INC
<u>639129</u>	10/1/2024	FOUST, REECE
<u>639130</u>	10/1/2024	HINTON'S LOCK & ALARM
<u>639130</u>	10/1/2024	HINTON'S LOCK & ALARM
<u>639130</u>	10/1/2024	HINTON'S LOCK & ALARM
<u>639131</u>	10/1/2024	NEBRASKA ASSOC OF TECHNOLOGY ADMIN
<u>639132</u>	10/1/2024	NEBRASKA PORTRAITS

\$9,787.25	8693227012439
\$435.00	MEMBERSHIP
\$1,272.00	20591007
\$117.57	AUG '24 MLG
\$46.71	AUG '24 MLG
\$103.18	AUGUST '24 MLG
\$168.71	AUG '24 MLG
\$24.59	AUG '24 MLG
\$79.03	AUG '24 MLG
\$39.38	AUG '24 MLG
\$25.47	AUG '24 MLG
\$11.13	AUG '24 MLG
\$104.92	AUG '24 MLG
\$117.45	SEPT '24 MLG
\$72.36	AUG '24 MLG
\$75.83	AUG '24 MLG
\$18.49	AUG '24 MLG
\$38.19	AUG '24 MLG
\$7.63	JULY '24 MLG
\$28.14	AUG '24 NKG
\$6.03	JULY '24 MLG
\$44.22	AUGUST '24 MLG
\$40.00	50953
\$40.00	50979
\$1,759.56	51411
\$134.10	204487
\$443.90	973707
\$4,740.00	21985
\$225.02	JUNE-AUG '24 MLG
\$2,858.00	13501
\$418.00	13502
\$1,252.50	13539
\$130.00	MEMBERSHIP
\$2,125.00	24.09.09ID

<u>639133</u>	10/1/2024	ONE CALL CONCEPTS INC
<u>639134</u>	10/1/2024	OUDERKIRK, TEVIN
<u>639135</u>	10/1/2024	PROTEX CENTRAL INC
<u>639135</u>	10/1/2024	PROTEX CENTRAL INC
<u>639136</u>	10/1/2024	CENGAGE LEARNING
<u>639137</u>	10/1/2024	MATHESON TRI-GAS/LINWELD
<u>639138</u>	10/1/2024	ORR'S CLEANERS
<u>639139</u>	10/1/2024	YANDAS MUSIC & PRO AUDIO
		Grand Total:

\$5.98	4080555
\$100.53	APR-MAY '24 MLG
\$298.76	155156
\$1,375.00	155191
\$5,931.47	85229322
\$21.00	0030257258
\$1,986.70	268723
\$1,276.10	708502
5,237,811.01	

5,237,896.01		
-85.00		

Vendor No	Check No	Vendor Name
000728	00638969	PRO PRINTING & GRAPHICS/THE COPY HOUSE
Vendor No	Check No	Vendor Name
000817	00639092	KELLY SUPPLY COMPANY
Vendor No	Check No	Vendor Name
000833	00639093	KNAPP ELECTRIC CO
Vendor No	Check No	Vendor Name
000841	00639094	KNOBEL'S REFRIGERATION
Vendor No	Check No	Vendor Name
000884	00639137	MATHESON TRI-GAS/LINWELD
Vendor No	Check No	Vendor Name
000981	00639097	MENTZER OIL COMPANY
Vendor No	Check No	Vendor Name
001449	00639100	PEPSI-COLA BOTTLING CO
Vendor No	Check No	Vendor Name
002038	00638914	TIME AND TOOL EQUIP RENT
Vendor No	Check No	Vendor Name
004081	00638907	NORTHWESTERN PUBLIC SERVICE
	00638927	NORTHWESTERN PUBLIC SERVICE
Vendor No	Check No	Vendor Name
008141	00639070	NCSA (NE COUNCIL OF SCHOOL ADMIN.)
	00639106	NCSA (NE COUNCIL OF SCHOOL ADMIN.)
Vendor No	Check No	Vendor Name
009121	00639138	ORR'S CLEANERS
Vendor No	Check No	Vendor Name

Check Total	1,088.00	A/P Check Summaries.Check Date
	1,088.00	09/18/24
Check Total	20.63	A/P Check Summaries.Check Date
	20.63	10/01/24
Check Total	740.80	A/P Check Summaries.Check Date
	740.80	10/01/24
Check Total	20,143.36	A/P Check Summaries.Check Date
	20,143.36	10/01/24
Check Total	21.00	A/P Check Summaries.Check Date
	21.00	10/01/24
Check Total	2,643.11	A/P Check Summaries.Check Date
	2,643.11	10/01/24
Check Total	2,023.91	A/P Check Summaries.Check Date
	2,023.91	10/01/24
Check Total	38.00	A/P Check Summaries.Check Date
	38.00	09/09/24
Check Total	1,745.83	A/P Check Summaries.Check Date
	403.88	09/04/24
	1,341.95	09/11/24
Check Total	660.00	A/P Check Summaries.Check Date
	225.00	10/01/24
	435.00	10/01/24
Check Total	1,986.70	A/P Check Summaries.Check Date
	1,986.70	10/01/24
Check Total	40,500.00	A/P Check Summaries.Check Date

009741	00638928	PLATTE VALLEY ELECTRIC INC.
Vendor No	Check No	Vendor Name
010928	00639059	COHAGEN TRANSFER AND STORAGE
Vendor No	Check No	Vendor Name
011231	00639075	SPORTS SHOPPE, THE
Vendor No	Check No	Vendor Name
012149	00639062	FATHER FLANAGAN'S BOYS' HOME
Vendor No	Check No	Vendor Name
014184	00638962	HOMETOWN LEASING
Vendor No	Check No	Vendor Name
015318	00639043	SIMONTON, PAUL
Vendor No	Check No	Vendor Name
015342	00639136	CENGAGE LEARNING
Vendor No	Check No	Vendor Name
016098	00638931	KEARNEY HIGH SCHOOL
	00639039	KEARNEY HIGH SCHOOL
Vendor No	Check No	Vendor Name
016179	00639121	SCHMIDT, KAREN
Vendor No	Check No	Vendor Name
018074	00003616	INTERNAL REVENUE SERVICE
Vendor No	Check No	Vendor Name
018228	00003613	AMERICAN FIDELITY ASSURANCE CO.
Vendor No	Check No	Vendor Name
018481	00003610	AMERICAN FAMILY LIFE ASSURANCE CO.
Vendor No	Check No	Vendor Name

	40,500.00	09/11/24
Check Total	2,178.00	A/P Check Summaries.Check Date
	2,178.00	10/01/24
Check Total	2,208.00	A/P Check Summaries.Check Date
	2,208.00	10/01/24
Check Total	13,627.59	A/P Check Summaries.Check Date
	13,627.59	10/01/24
Check Total	1,193.36	A/P Check Summaries.Check Date
	1,193.36	09/18/24
Check Total	70.00	A/P Check Summaries.Check Date
	70.00	09/30/24
Check Total	5,931.47	A/P Check Summaries.Check Date
	5,931.47	10/01/24
Check Total	435.00	A/P Check Summaries.Check Date
	275.00	09/12/24
	160.00	09/30/24
Check Total	18.49	A/P Check Summaries.Check Date
	18.49	10/01/24
Check Total	600,951.17	A/P Check Summaries.Check Date
	600,951.17	09/20/24
Check Total	11,948.84	A/P Check Summaries.Check Date
	11,948.84	09/20/24
Check Total	4,180.69	A/P Check Summaries.Check Date
	4,180.69	09/20/24
Check Total	975,993.83	A/P Check Summaries.Check Date

018503	00639050	BLUE CROSS/BLUE SHIELD OF NEBRASKA
Vendor No	Check No	Vendor Name
020141	00638973	WHITETAIL SCREEN PRINT
	00639019	WHITETAIL SCREEN PRINT
	00639028	WHITETAIL SCREEN PRINT
Vendor No	Check No	Vendor Name
020303	00638955	HIRSCHFELDS
Vendor No	Check No	Vendor Name
029947	00639033	GOTHENBURG PUBLIC SCHOOLS
Vendor No	Check No	Vendor Name
030201	00639032	COZAD HIGH SCHOOL
Vendor No	Check No	Vendor Name
031518	00638934	MCCOOK PUBLIC SCHOOL
	00638944	MCCOOK PUBLIC SCHOOL
Vendor No	Check No	Vendor Name
032735	00639031	COLUMBUS PUBLIC SCHOOL
Vendor No	Check No	Vendor Name
036129	00639037	HOLDREGE HIGH SCHOOL
Vendor No	Check No	Vendor Name
036153	00639053	SCOTTSBLUFF HIGH SCHOOL
Vendor No	Check No	Vendor Name
041149	00638926	MITCHELL DRYWALL
Vendor No	Check No	Vendor Name
042722	00639127	AMERICAN TIME & SIGNAL CO
Vendor No	Check No	Vendor Name

	975,993.83	10/01/24
Check Total	2,256.25	A/P Check Summaries.Check Date
	584.75	09/18/24
	323.50	09/24/24
	1,348.00	09/25/24
Check Total	1,202.61	A/P Check Summaries.Check Date
	1,202.61	09/16/24
Check Total	280.00	A/P Check Summaries.Check Date
	280.00	09/30/24
Check Total	275.00	A/P Check Summaries.Check Date
	275.00	09/30/24
Check Total	250.00	A/P Check Summaries.Check Date
	150.00	09/12/24
	100.00	09/13/24
Check Total	150.00	A/P Check Summaries.Check Date
	150.00	09/27/24
Check Total	165.00	A/P Check Summaries.Check Date
	165.00	09/30/24
Check Total	125.00	A/P Check Summaries.Check Date
	125.00	10/01/24
Check Total	4,882.00	A/P Check Summaries.Check Date
	4,882.00	09/11/24
Check Total	443.90	A/P Check Summaries.Check Date
	443.90	10/01/24
Check Total	150.00	A/P Check Summaries.Check Date

042978	00639041	LINCOLN HIGH SCHOOL
Vendor No	Check No	Vendor Name
043982	00638992	NATIONAL INSURANCE SERVICES
Vendor No	Check No	Vendor Name
044628	00639052	NEBRASKA SCHOOLMASTERS CLUB
Vendor No	Check No	Vendor Name
045306	00638924	CHARLIE'S NORTH PLATTE PLUMBING
	00639089	CHARLIE'S NORTH PLATTE PLUMBING
Vendor No	Check No	Vendor Name
046973	00639035	GRAND ISLAND HIGH SCHOOL
Vendor No	Check No	Vendor Name
051349	00639125	NASB
Vendor No	Check No	Vendor Name
053694	00639095	KOHLER TRAILER SALES & SERVICE
Vendor No	Check No	Vendor Name
054399	00639104	T O HAAS TIRE
Vendor No	Check No	Vendor Name
057444	00638982	CREDIT MANAGEMENT SERVICES INC
	00638983	CREDIT MANAGEMENT SERVICES INC
	00638984	CREDIT MANAGEMENT SERVICES INC
	00638985	CREDIT MANAGEMENT SERVICES INC
	00638986	CREDIT MANAGEMENT SERVICES INC
Vendor No	Check No	Vendor Name
061875	00638922	AJ SHEET METAL
	00639087	AJ SHEET METAL

	150.00	09/30/24
Check Total	4,816.61	A/P Check Summaries.Check Date
	4,816.61	09/20/24
Check Total	70.00	A/P Check Summaries.Check Date
	70.00	10/01/24
Check Total	120,328.16	A/P Check Summaries.Check Date
	120,000.00	09/11/24
	328.16	10/01/24
Check Total	130.00	A/P Check Summaries.Check Date
	130.00	09/30/24
Check Total	1,839.56	A/P Check Summaries.Check Date
	1,839.56	10/01/24
Check Total	339.00	A/P Check Summaries.Check Date
	339.00	10/01/24
Check Total	463.95	A/P Check Summaries.Check Date
	463.95	10/01/24
Check Total	1,203.79	A/P Check Summaries.Check Date
	355.74	09/20/24
	57.40	09/20/24
	175.53	09/20/24
	373.00	09/20/24
	242.12	09/20/24
Check Total	70,023.17	A/P Check Summaries.Check Date
	69,798.60	09/11/24
	224.57	10/01/24

Vendor No	Check No	Vendor Name
064815	00639099	NORTH PLATTE WINNELSON CO.
Vendor No	Check No	Vendor Name
065587	00638989	FAMILY SUPPORT REGISTRY
Vendor No	Check No	Vendor Name
067849	00639071	NEBRASKA DEPT HEALTH & HUMAN SERVICES
Vendor No	Check No	Vendor Name
068241	00639085	CDW GOVERNMENT INC
Vendor No	Check No	Vendor Name
068276	00639048	SODEXO INC & AFFILIATES
Vendor No	Check No	Vendor Name
075027	00638993	NORTH PLATTE PUBLIC SCHOOLS FOUNDATION
Vendor No	Check No	Vendor Name
076015	00639016	HASTINGS HIGH SCHOOL
	00639036	HASTINGS HIGH SCHOOL
Vendor No	Check No	Vendor Name
080152	00638932	KIRBY, JANE
	00638998	KIRBY, JANE
	00639040	KIRBY, JANE
Vendor No	Check No	Vendor Name
088153	00639123	STRICKLAND, MICHELLE
Vendor No	Check No	Vendor Name
093033	00638953	BURNS, JAMES
Vendor No	Check No	Vendor Name
094846	00638906	LEXINGTON MIDDLE SCHOOL

Check Total	110.22	A/P Check Summaries.Check Date
	110.22	10/01/24
Check Total	762.00	A/P Check Summaries.Check Date
	762.00	09/20/24
Check Total	15.00	A/P Check Summaries.Check Date
	15.00	10/01/24
Check Total	356.40	A/P Check Summaries.Check Date
	356.40	10/01/24
Check Total	211,727.93	A/P Check Summaries.Check Date
	211,727.93	10/01/24
Check Total	1,507.10	A/P Check Summaries.Check Date
	1,507.10	09/20/24
Check Total	195.00	A/P Check Summaries.Check Date
	70.00	09/24/24
	125.00	09/30/24
Check Total	730.00	A/P Check Summaries.Check Date
	210.00	09/12/24
	310.00	09/20/24
	210.00	09/30/24
Check Total	34.17	A/P Check Summaries.Check Date
	34.17	10/01/24
Check Total	150.00	A/P Check Summaries.Check Date
	150.00	09/16/24
Check Total	100.00	A/P Check Summaries.Check Date
	100.00	09/04/24

Vendor No	Check No	Vendor Name
096881	00639086	PEPSI COLA
Vendor No	Check No	Vendor Name
099589	00638968	MROCZEK, CHRIS
Vendor No	Check No	Vendor Name
100269	00638935	NEBRASKA SKILLS USA
Vendor No	Check No	Vendor Name
101001	00639047	NEBRASKA STATE BANDMASTERS ASSOCIATION
Vendor No	Check No	Vendor Name
104051	00003611	NEBRASKA CHILD SUPPORT PAYMENT CENTER
Vendor No	Check No	Vendor Name
105732	00638916	O'GRADY, TRACY
Vendor No	Check No	Vendor Name
106178	00639045	LEXINGTON HIGH SCHOOL
Vendor No	Check No	Vendor Name
107859	00639126	NORTH PLATTE BULLETIN
Vendor No	Check No	Vendor Name
122424	00638976	ACCELERATED RECEIVABLES SOLUTIONS
	00638977	ACCELERATED RECEIVABLES SOLUTIONS
	00638978	ACCELERATED RECEIVABLES SOLUTIONS
	00638979	ACCELERATED RECEIVABLES SOLUTIONS
	00638980	ACCELERATED RECEIVABLES SOLUTIONS
Vendor No	Check No	Vendor Name
124435	00639006	MORITZ, TODD
Vendor No	Check No	Vendor Name

Check Total	589.64	A/P Check Summaries.Check Date
	589.64	10/01/24
Check Total	110.00	A/P Check Summaries.Check Date
	110.00	09/18/24
Check Total	470.00	A/P Check Summaries.Check Date
	470.00	09/12/24
Check Total	200.00	A/P Check Summaries.Check Date
	200.00	09/30/24
Check Total	1,506.00	A/P Check Summaries.Check Date
	1,506.00	09/20/24
Check Total	210.00	A/P Check Summaries.Check Date
	210.00	09/10/24
Check Total	40.00	A/P Check Summaries.Check Date
	40.00	09/30/24
Check Total	134.10	A/P Check Summaries.Check Date
	134.10	10/01/24
Check Total	1,567.60	A/P Check Summaries.Check Date
	352.46	09/20/24
	322.85	09/20/24
	122.97	09/20/24
	77.23	09/20/24
	692.09	09/20/24
Check Total	340.00	A/P Check Summaries.Check Date
	340.00	09/21/24
Check Total	4,528.50	A/P Check Summaries.Check Date

129437	00639130	HINTON'S LOCK & ALARM
Vendor No	Check No	Vendor Name
130338	00639057	BUSCHER, BRANDY
Vendor No	Check No	Vendor Name
131431	00639103	SAM'S LAWN SERVICE
Vendor No	Check No	Vendor Name
131814	00639101	RED ARROW
Vendor No	Check No	Vendor Name
137634	00638923	AMAX CONTRACTING, INC.
Vendor No	Check No	Vendor Name
138606	00639027	PACK, JIMMIE
Vendor No	Check No	Vendor Name
139548	00639131	NEBRASKA ASSOC OF TECHNOLOGY ADMIN
Vendor No	Check No	Vendor Name
139904	00638994	TX CHILD SUPPORT SDU
Vendor No	Check No	Vendor Name
145378	00638912	LIENEMANN, CARRIE
	00638957	LIENEMANN, CARRIE
Vendor No	Check No	Vendor Name
146617	00639063	FOSTER, TRACI
Vendor No	Check No	Vendor Name
148539	00638945	MULLEN HIGH SCHOOL
Vendor No	Check No	Vendor Name
148822	00639029	JOHNSON, SCOTT
Vendor No	Check No	Vendor Name

	4,528.50	10/01/24
Check Total	100.00	A/P Check Summaries.Check Date
	100.00	10/01/24
Check Total	700.00	A/P Check Summaries.Check Date
	700.00	10/01/24
Check Total	110.00	A/P Check Summaries.Check Date
	110.00	10/01/24
Check Total	89,460.00	A/P Check Summaries.Check Date
	89,460.00	09/11/24
Check Total	19.88	A/P Check Summaries.Check Date
	19.88	09/25/24
Check Total	65.00	A/P Check Summaries.Check Date
	65.00	10/01/24
Check Total	482.00	A/P Check Summaries.Check Date
	482.00	09/20/24
Check Total	1,235.25	A/P Check Summaries.Check Date
	1,032.05	09/09/24
	203.20	09/16/24
Check Total	85.76	A/P Check Summaries.Check Date
	85.76	10/01/24
Check Total	123.00	A/P Check Summaries.Check Date
	123.00	09/13/24
Check Total	210.00	A/P Check Summaries.Check Date
	210.00	09/26/24
Check Total	135.00	A/P Check Summaries.Check Date

149519	00639096	LITTLE, ALAN
Vendor No	Check No	Vendor Name
151513	00639044	BERLINER, AMBER
Vendor No	Check No	Vendor Name
151556	00639030	VIGIL, JOB
Vendor No	Check No	Vendor Name
151912	00639109	ANDERSON, DANETTE
Vendor No	Check No	Vendor Name
152072	00639139	YANDAS MUSIC & PRO AUDIO
Vendor No	Check No	Vendor Name
152102	00639051	LAKE MALONEY GOLF COURSE
Vendor No	Check No	Vendor Name
152404	00639023	MCDANIEL, BRITTANY
Vendor No	Check No	Vendor Name
153621	00639069	MORALES, MOLLY
Vendor No	Check No	Vendor Name
156434	00638929	JENNER, JERRY
	00638997	JENNER, JERRY
	00639009	JENNER, JERRY
	00639038	JENNER, JERRY
Vendor No	Check No	Vendor Name
160440	00638972	VERIZON WIRELESS
	00639026	VERIZON WIRELESS
Vendor No	Check No	Vendor Name
160806	00639021	CLINE WILLIAMS LAW FIRM

	135.00	10/01/24
Check Total	70.00	A/P Check Summaries.Check Date
	70.00	09/30/24
Check Total	210.00	A/P Check Summaries.Check Date
	210.00	09/26/24
Check Total	46.71	A/P Check Summaries.Check Date
	46.71	10/01/24
Check Total	1,276.10	A/P Check Summaries.Check Date
	1,276.10	10/01/24
Check Total	840.00	A/P Check Summaries.Check Date
	840.00	10/01/24
Check Total	1,117.38	A/P Check Summaries.Check Date
	1,117.38	09/25/24
Check Total	88.86	A/P Check Summaries.Check Date
	88.86	10/01/24
Check Total	740.00	A/P Check Summaries.Check Date
	160.00	09/12/24
	260.00	09/20/24
	160.00	09/24/24
	160.00	09/30/24
Check Total	1,803.50	A/P Check Summaries.Check Date
	75.10	09/18/24
	1,728.40	09/25/24
Check Total	950.00	A/P Check Summaries.Check Date
	950.00	09/25/24

Vendor No	Check No	Vendor Name
161942	00638987	ERIN M. MCCARTNEY, CHAPTER 13 TRUSTEE
	00638988	ERIN M. MCCARTNEY, CHAPTER 13 TRUSTEE
Vendor No	Check No	Vendor Name
161985	00638943	KRULL, CHRIS
	00638965	KRULL, CHRIS
	00639012	KRULL, CHRIS
Vendor No	Check No	Vendor Name
161993	00638948	PURDY, RYAN
	00639003	PURDY, RYAN
	00639013	PURDY, RYAN
Vendor No	Check No	Vendor Name
162345	00638963	KLEIN, BEN
Vendor No	Check No	Vendor Name
162558	00639133	ONE CALL CONCEPTS INC
Vendor No	Check No	Vendor Name
163708	00638920	US BANK
Vendor No	Check No	Vendor Name
164607	00639072	OCHS, KAREN
Vendor No	Check No	Vendor Name
164658	00638915	US BANK VOYAGER FLEET SYSTEMS
	00639105	US BANK VOYAGER FLEET SYSTEMS
Vendor No	Check No	Vendor Name
164763	00638999	NUTT, MELANIE
Vendor No	Check No	Vendor Name

Check Total	1,968.00	A/P Check Summaries.Check Date
	1,300.00	09/20/24
	668.00	09/20/24
Check Total	200.00	A/P Check Summaries.Check Date
	60.00	09/13/24
	70.00	09/18/24
	70.00	09/24/24
Check Total	245.00	A/P Check Summaries.Check Date
	105.00	09/13/24
	70.00	09/20/24
	70.00	09/24/24
Check Total	110.00	A/P Check Summaries.Check Date
	110.00	09/18/24
Check Total	5.98	A/P Check Summaries.Check Date
	5.98	10/01/24
Check Total	262,855.92	A/P Check Summaries.Check Date
	262,855.92	09/11/24
Check Total	18.18	A/P Check Summaries.Check Date
	18.18	10/01/24
Check Total	11,642.94	A/P Check Summaries.Check Date
	1,855.69	09/09/24
	9,787.25	10/01/24
Check Total	290.00	A/P Check Summaries.Check Date
	290.00	09/20/24
Check Total	91.00	A/P Check Summaries.Check Date

167061	00638918	VAK, JOSEPH & LAURIE
Vendor No	Check No	Vendor Name
167592	00638947	PETTERA, TANNER
Vendor No	Check No	Vendor Name
167762	00638952	ANDERSON, GLORIA R.
Vendor No	Check No	Vendor Name
168408	00639073	PLATTE VALLEY COUNSELING, LLC
Vendor No	Check No	Vendor Name
168440	00639065	KOHLER, JOHN
Vendor No	Check No	Vendor Name
168696	00638904	KSB SCHOOL LAW
Vendor No	Check No	Vendor Name
168823	00639067	MIDWEST CONNECT
Vendor No	Check No	Vendor Name
168912	00639042	MARIAN HIGH SCHOOL
Vendor No	Check No	Vendor Name
170151	00639108	AMAN, DANIELLE
Vendor No	Check No	Vendor Name
170194	00003608	VISION SERVICE PLAN
Vendor No	Check No	Vendor Name
170364	00638942	KLEINOW, TRENTON
	00638964	KLEINOW, TRENTON
	00639001	KLEINOW, TRENTON
	00639011	KLEINOW, TRENTON
Vendor No	Check No	Vendor Name

	91.00	09/10/24
Check Total	105.00	A/P Check Summaries.Check Date
	105.00	09/13/24
Check Total	70.00	A/P Check Summaries.Check Date
	70.00	09/16/24
Check Total	1,125.00	A/P Check Summaries.Check Date
	1,125.00	10/01/24
Check Total	16.99	A/P Check Summaries.Check Date
	16.99	10/01/24
Check Total	2,790.50	A/P Check Summaries.Check Date
	2,790.50	09/04/24
Check Total	1,722.65	A/P Check Summaries.Check Date
	1,722.65	10/01/24
Check Total	250.00	A/P Check Summaries.Check Date
	250.00	09/30/24
Check Total	117.57	A/P Check Summaries.Check Date
	117.57	10/01/24
Check Total	4,810.99	A/P Check Summaries.Check Date
	4,810.99	09/20/24
Check Total	270.00	A/P Check Summaries.Check Date
	60.00	09/13/24
	70.00	09/18/24
	70.00	09/20/24
	70.00	09/24/24
Check Total	175.00	A/P Check Summaries.Check Date

170380	00638940	BRADY, CLINTON F.
	00638959	BRADY, CLINTON F.
Vendor No	Check No	Vendor Name
171212	00003612	NATIONWIDE
Vendor No	Check No	Vendor Name
172120	00638996	HUB INTERNATIONAL MOUNAIN STATES LIMITED
	00639000	HUB INTERNATIONAL MOUNAIN STATES LIMITED
	00639064	HUB INTERNATIONAL MOUNAIN STATES LIMITED
Vendor No	Check No	Vendor Name
172308	00639010	JUNIOR LIBRARY GUILD
Vendor No	Check No	Vendor Name
172669	00639082	JOURNEYED.COM, INC.
Vendor No	Check No	Vendor Name
172936	00638991	MADISION NATIONAL LIFE
	00638995	MADISION NATIONAL LIFE
Vendor No	Check No	Vendor Name
175269	00639112	BUCHANAN, NICOLE
Vendor No	Check No	Vendor Name
175790	00639135	PROTEX CENTRAL INC
Vendor No	Check No	Vendor Name
176583	00639124	WILLARD, AMBER
Vendor No	Check No	Vendor Name
177113	00639060	COOPER, EMILY
Vendor No	Check No	Vendor Name
177679	00639118	LIENEMANN, CHERISH

	105.00	09/13/24
	70.00	09/18/24
Check Total	23,895.09	A/P Check Summaries.Check Date
	23,895.09	09/20/24
Check Total	61,704.36	A/P Check Summaries.Check Date
	16,069.36	09/20/24
	45,000.00	09/20/24
	635.00	10/01/24
Check Total	10,803.24	A/P Check Summaries.Check Date
	10,803.24	09/24/24
Check Total	2,500.00	A/P Check Summaries.Check Date
	2,500.00	10/01/24
Check Total	3,587.60	A/P Check Summaries.Check Date
	3,269.80	09/20/24
	317.80	09/20/24
Check Total	24.59	A/P Check Summaries.Check Date
	24.59	10/01/24
Check Total	1,673.76	A/P Check Summaries.Check Date
	1,673.76	10/01/24
Check Total	44.22	A/P Check Summaries.Check Date
	44.22	10/01/24
Check Total	42.72	A/P Check Summaries.Check Date
	42.72	10/01/24
Check Total	117.45	A/P Check Summaries.Check Date
	117.45	10/01/24

Vendor No	Check No	Vendor Name
178020	00639119	MATUSZCZAK, DALE &/OR TESSA
Vendor No	Check No	Vendor Name
178462	00639055	ALLISON, JACQUELINE
Vendor No	Check No	Vendor Name
178470	00638925	HALLS ELECTRIC & SERVICES
Vendor No	Check No	Vendor Name
178519	00639113	GOC, KELSIE
Vendor No	Check No	Vendor Name
178527	00639018	TRUMBULL, ERIC M.
Vendor No	Check No	Vendor Name
178608	00639128	FILEWAVE (USA) INC
Vendor No	Check No	Vendor Name
178802	00638956	HUMPHREYS, DELANA
Vendor No	Check No	Vendor Name
178985	00639132	NEBRASKA PORTRAITS
Vendor No	Check No	Vendor Name
180297	00639134	OUDERKIRK, TEVIN
Vendor No	Check No	Vendor Name
180696	00639068	MILLS, KEVIN
Vendor No	Check No	Vendor Name
180777	00003615	AMERICAN FIDELITY
Vendor No	Check No	Vendor Name
180874	00638938	WILKENING, CLINTON
	00639004	WILKENING, CLINTON

Check Total	72.36	A/P Check Summaries.Check Date
	72.36	10/01/24
Check Total	120.60	A/P Check Summaries.Check Date
	120.60	10/01/24
Check Total	467,451.45	A/P Check Summaries.Check Date
	467,451.45	09/11/24
Check Total	79.03	A/P Check Summaries.Check Date
	79.03	10/01/24
Check Total	60.00	A/P Check Summaries.Check Date
	60.00	09/24/24
Check Total	4,740.00	A/P Check Summaries.Check Date
	4,740.00	10/01/24
Check Total	70.00	A/P Check Summaries.Check Date
	70.00	09/16/24
Check Total	2,125.00	A/P Check Summaries.Check Date
	2,125.00	10/01/24
Check Total	100.53	A/P Check Summaries.Check Date
	100.53	10/01/24
Check Total	100.00	A/P Check Summaries.Check Date
	100.00	10/01/24
Check Total	3,515.68	A/P Check Summaries.Check Date
	3,515.68	09/20/24
Check Total	740.00	A/P Check Summaries.Check Date
	160.00	09/12/24
	260.00	09/20/24

	00639015	WILKENING, CLINTON
	00639046	WILKENING, CLINTON
Vendor No	Check No	Vendor Name
181013	00639116	JONES, SARAH
Vendor No	Check No	Vendor Name
181390	00638911	WASHINGTON, WESTON
Vendor No	Check No	Vendor Name
181650	00639080	B & H
Vendor No	Check No	Vendor Name
183296	00639091	ECCA CONTROL LLC
Vendor No	Check No	Vendor Name
183300	00638908	SOLIANT HEALTH, LLC
	00638917	SOLIANT HEALTH, LLC
	00638958	SOLIANT HEALTH, LLC
	00639025	SOLIANT HEALTH, LLC
	00639049	SOLIANT HEALTH, LLC
Vendor No	Check No	Vendor Name
183466	00638919	HAWKS, BRIANA
Vendor No	Check No	Vendor Name
183628	00638974	SWEDBERG, LANE
Vendor No	Check No	Vendor Name
183857	00639129	FOUST, REECE
Vendor No	Check No	Vendor Name
184209	00639022	IMAGINE LEARNING LLC
Vendor No	Check No	Vendor Name

	160.00	09/24/24
	160.00	09/30/24
Check Total	11.13	A/P Check Summaries.Check Date
	11.13	10/01/24
Check Total	110.00	A/P Check Summaries.Check Date
	110.00	09/06/24
Check Total	3,657.49	A/P Check Summaries.Check Date
	3,657.49	10/01/24
Check Total	650.00	A/P Check Summaries.Check Date
	650.00	10/01/24
Check Total	79,771.92	A/P Check Summaries.Check Date
	16,626.00	09/04/24
	17,253.50	09/10/24
	16,616.50	09/16/24
	14,425.25	09/25/24
	14,850.67	10/01/24
Check Total	300.00	A/P Check Summaries.Check Date
	300.00	09/10/24
Check Total	70.00	A/P Check Summaries.Check Date
	70.00	09/19/24
Check Total	225.02	A/P Check Summaries.Check Date
	225.02	10/01/24
Check Total	15,570.00	A/P Check Summaries.Check Date
	15,570.00	09/25/24
Check Total	361.46	A/P Check Summaries.Check Date

184217	00639090	CHEM-AQUA, INC
Vendor No	Check No	Vendor Name
184756	00639102	RUTT'S HEATING AND AIR CONDITIONING INC
Vendor No	Check No	Vendor Name
185078	00639088	AUCA CHICAGO LOCKBOX
Vendor No	Check No	Vendor Name
185930	00638967	MARTIN, ROSS
Vendor No	Check No	Vendor Name
185949	00638971	SCHROEDER, JARED
Vendor No	Check No	Vendor Name
185981	00639115	HUMPHERYS, STEPHANIE
Vendor No	Check No	Vendor Name
186368	00639061	DAILEY, MEGAN
Vendor No	Check No	Vendor Name
186481	00639098	MILLER, DANIEL
Vendor No	Check No	Vendor Name
187380	00639058	BUTLER, MAGGIE
Vendor No	Check No	Vendor Name
187933	00638949	SCHOOL DISTRICT OF SEWARD
Vendor No	Check No	Vendor Name
187941	00638905	LEE, HEATHER
	00638966	LEE, HEATHER
	00639002	LEE, HEATHER
Vendor No	Check No	Vendor Name
188158	00639120	MESSERSMITH, PEYTON

	361.46	10/01/24
Check Total	25,384.23	A/P Check Summaries.Check Date
	25,384.23	10/01/24
Check Total	896.12	A/P Check Summaries.Check Date
	896.12	10/01/24
Check Total	110.00	A/P Check Summaries.Check Date
	110.00	09/18/24
Check Total	110.00	A/P Check Summaries.Check Date
	110.00	09/18/24
Check Total	25.47	A/P Check Summaries.Check Date
	25.47	10/01/24
Check Total	213.74	A/P Check Summaries.Check Date
	213.74	10/01/24
Check Total	15.50	A/P Check Summaries.Check Date
	15.50	10/01/24
Check Total	89.83	A/P Check Summaries.Check Date
	89.83	10/01/24
Check Total	170.00	A/P Check Summaries.Check Date
	170.00	09/13/24
Check Total	200.00	A/P Check Summaries.Check Date
	60.00	09/04/24
	70.00	09/18/24
	70.00	09/20/24
Check Total	75.83	A/P Check Summaries.Check Date
	75.83	10/01/24

Vendor No	Check No	Vendor Name
188824	00639114	HAWLEY, REBECCA
Vendor No	Check No	Vendor Name
188948	00638970	SAMUELSON, JACOB
Vendor No	Check No	Vendor Name
189510	00639111	BIRGE, LISA
Vendor No	Check No	Vendor Name
189618	00639083	VALIDATE ME!
Vendor No	Check No	Vendor Name
190055	00639079	UEHLING, JANELLE
Vendor No	Check No	Vendor Name
190209	00638921	ACKERMAN GENERAL CONTRACTING LLC
Vendor No	Check No	Vendor Name
190306	00639117	KOUMA, KAYLEEN
Vendor No	Check No	Vendor Name
190373	00638909	SWEDBERG, MICAH
	00638975	SWEDBERG, MICAH
Vendor No	Check No	Vendor Name
190381	00638936	O'DONNELL-GREENO, LEAH
Vendor No	Check No	Vendor Name
190403	00638950	STINMAN, DANIEL
	00639014	STINMAN, DANIEL
Vendor No	Check No	Vendor Name
190489	00639078	TREVIZO, ANGELICA
Vendor No	Check No	Vendor Name

Check Total	39.38	A/P Check Summaries.Check Date
	39.38	10/01/24
Check Total	110.00	A/P Check Summaries.Check Date
	110.00	09/18/24
Check Total	168.71	A/P Check Summaries.Check Date
	168.71	10/01/24
Check Total	875.00	A/P Check Summaries.Check Date
	875.00	10/01/24
Check Total	877.87	A/P Check Summaries.Check Date
	877.87	10/01/24
Check Total	105,469.75	A/P Check Summaries.Check Date
	105,469.75	09/11/24
Check Total	104.92	A/P Check Summaries.Check Date
	104.92	10/01/24
Check Total	130.00	A/P Check Summaries.Check Date
	60.00	09/04/24
	70.00	09/19/24
Check Total	126.72	A/P Check Summaries.Check Date
	126.72	09/12/24
Check Total	235.00	A/P Check Summaries.Check Date
	165.00	09/13/24
	70.00	09/24/24
Check Total	20.90	A/P Check Summaries.Check Date
	20.90	10/01/24
Check Total	29.11	A/P Check Summaries.Check Date

190497	00639077	THOMAS, SARAH
Vendor No	Check No	Vendor Name
191213	00639054	ALBRECHT, AMIE
Vendor No	Check No	Vendor Name
191540	00639081	GREAT MINDS PBC
Vendor No	Check No	Vendor Name
192260	00638990	IOWA CHILD SUPPORT
Vendor No	Check No	Vendor Name
192295	00639110	BARNHART, CLAYTON &/OR ASHLEY
Vendor No	Check No	Vendor Name
192503	00639066	MCCOY, AARON
Vendor No	Check No	Vendor Name
192546	00639084	VEHICLE SERVICE GROUP
Vendor No	Check No	Vendor Name
192600	00638913	ONE LESS THING
Vendor No	Check No	Vendor Name
192627	00638981	CONSERVE
Vendor No	Check No	Vendor Name
192678	00638937	PEPSI BEVERAGES COMPANY
	00639017	PEPSI BEVERAGES COMPANY
	00639024	PEPSI BEVERAGES COMPANY
	00639107	PEPSI BEVERAGES COMPANY
Vendor No	Check No	Vendor Name
192686	00638903	GUNDERSON, JASON
Vendor No	Check No	Vendor Name

	29.11	10/01/24
Check Total	50.00	A/P Check Summaries.Check Date
	50.00	10/01/24
Check Total	1,180.52	A/P Check Summaries.Check Date
	1,180.52	10/01/24
Check Total	540.00	A/P Check Summaries.Check Date
	540.00	09/20/24
Check Total	103.18	A/P Check Summaries.Check Date
	103.18	10/01/24
Check Total	1,167.68	A/P Check Summaries.Check Date
	1,167.68	10/01/24
Check Total	6,432.56	A/P Check Summaries.Check Date
	6,432.56	10/01/24
Check Total	750.00	A/P Check Summaries.Check Date
	750.00	09/09/24
Check Total	201.35	A/P Check Summaries.Check Date
	201.35	09/20/24
Check Total	3,696.00	A/P Check Summaries.Check Date
	1,278.00	09/12/24
	502.00	09/24/24
	644.00	09/25/24
	1,272.00	10/01/24
Check Total	70.00	A/P Check Summaries.Check Date
	70.00	09/04/24
Check Total	110.00	A/P Check Summaries.Check Date

192708	00638910	SEIDEL, MATTHEW
Vendor No	Check No	Vendor Name
192716	00638933	KSIAZEK, TOM
Vendor No	Check No	Vendor Name
192724	00638939	ALICIA MEDEL
Vendor No	Check No	Vendor Name
192732	00639056	ASHLEY MELVIN
Vendor No	Check No	Vendor Name
192759	00638941	JANDA, SAMANTHA
Vendor No	Check No	Vendor Name
192767	00638946	PAUL, KAYLA
Vendor No	Check No	Vendor Name
192775	00639074	SPORT SAFE TESTING SERVICE INC
Vendor No	Check No	Vendor Name
192783	00638954	FRANCESCATO, DARREL
Vendor No	Check No	Vendor Name
192805	00638960	CORNWELL, GEORGE
Vendor No	Check No	Vendor Name
192813	00638961	FLAMING, HANNAH
Vendor No	Check No	Vendor Name
192830	00639007	WEGNER, BARBARA
Vendor No	Check No	Vendor Name
192848	00639005	CALLAN, CARI
Vendor No	Check No	Vendor Name
192864	00639008	LUTKEMEIER, AUSTIN

	110.00	09/06/24
Check Total	81.56	A/P Check Summaries.Check Date
	81.56	09/12/24
Check Total	850.00	A/P Check Summaries.Check Date
	850.00	09/13/24
Check Total	12.08	A/P Check Summaries.Check Date
	12.08	10/01/24
Check Total	70.00	A/P Check Summaries.Check Date
	70.00	09/13/24
Check Total	70.00	A/P Check Summaries.Check Date
	70.00	09/13/24
Check Total	407.00	A/P Check Summaries.Check Date
	407.00	10/01/24
Check Total	210.00	A/P Check Summaries.Check Date
	210.00	09/16/24
Check Total	210.00	A/P Check Summaries.Check Date
	210.00	09/18/24
Check Total	70.00	A/P Check Summaries.Check Date
	70.00	09/18/24
Check Total	300.00	A/P Check Summaries.Check Date
	300.00	09/21/24
Check Total	300.00	A/P Check Summaries.Check Date
	300.00	09/21/24
Check Total	350.00	A/P Check Summaries.Check Date
	350.00	09/21/24

Vendor No	Check No	Vendor Name
192872	00639076	TALBOTT, TOM &/OR SARAH
Vendor No	Check No	Vendor Name
192880	00639122	SMITH, ADRIAN
Vendor No	Check No	Vendor Name
192902	00639020	HARMON, DAVID
Vendor No	Check No	Vendor Name
192910	00639034	GRAND ISLAND AREA CHAMBER OF COMMERCE

Check Total	178.73	A/P Check Summaries.Check Date
	178.73	10/01/24
Check Total	45.82	A/P Check Summaries.Check Date
	45.82	10/01/24
Check Total	1,190.70	A/P Check Summaries.Check Date
	1,190.70	09/24/24
Check Total	150.00	A/P Check Summaries.Check Date
	150.00	09/30/24

Check No	Vendor Name	Account Payment Amount
00638969	PRO PRINTING & GRAPHICS/THE COPY HOUSE	1,088.00

Check No	Vendor Name	Account Payment Amount
00639092	KELLY SUPPLY COMPANY	20.63

Check No	Vendor Name	Account Payment Amount
00639093	KNAPP ELECTRIC CO	740.80

Check No	Vendor Name	Account Payment Amount
00639094	KNOBEL'S REFRIGERATION	20,143.36

Check No	Vendor Name	Account Payment Amount
00639137	MATHESON TRI-GAS/LINWELD	21.00

Check No	Vendor Name	Account Payment Amount
00639097	MENTZER OIL COMPANY	2,643.11

Check No	Vendor Name	Account Payment Amount
00639100	PEPSI-COLA BOTTLING CO	2,023.91

Check No	Vendor Name	Account Payment Amount
00638914	TIME AND TOOL EQUIP RENT	38.00

Check No	Vendor Name	Account Payment Amount
----------	-------------	------------------------

A/P Check Summaries.Check Date

09/18/24

A/P Check Summaries.Check Date

10/01/24

A/P Check Summaries.Check Date

10/01/24

A/P Check Summaries.Check Date

10/01/24

A/P Check Summaries.Check Date

10/01/24

A/P Check Summaries.Check Date

10/01/24

A/P Check Summaries.Check Date

10/01/24

A/P Check Summaries.Check Date

09/09/24

A/P Check Summaries.Check Date

00638907	NORTHWESTERN PUBLIC SERVICE	403.88
00638927	NORTHWESTERN PUBLIC SERVICE	1,341.95
		1,745.83

Check No	Vendor Name	Account Payment Amount
00639070	NCSA (NE COUNCIL OF SCHOOL ADMIN.)	225.00
00639106	NCSA (NE COUNCIL OF SCHOOL ADMIN.)	435.00
		660

Check No	Vendor Name	Account Payment Amount
00639138	ORR'S CLEANERS	1,986.70

Check No	Vendor Name	Account Payment Amount
00638928	PLATTE VALLEY ELECTRIC INC.	40,500.00

Check No	Vendor Name	Account Payment Amount
00639059	COHAGEN TRANSFER AND STORAGE	2,178.00

Check No	Vendor Name	Account Payment Amount
00639075	SPORTS SHOPPE, THE	2,208.00

Check No	Vendor Name	Account Payment Amount
00639062	FATHER FLANAGAN'S BOYS' HOME	13,627.59

Check No	Vendor Name	Account Payment Amount
00638962	HOMETOWN LEASING	1,193.36

09/04/24

09/11/24

A/P Check Summaries.Check Date

10/01/24

10/01/24

A/P Check Summaries.Check Date

10/01/24

A/P Check Summaries.Check Date

09/11/24

A/P Check Summaries.Check Date

10/01/24

A/P Check Summaries.Check Date

10/01/24

A/P Check Summaries.Check Date

10/01/24

A/P Check Summaries.Check Date

09/18/24

Check No	Vendor Name	Account Payment Amount
00639043	SIMONTON, PAUL	70.00

Check No	Vendor Name	Account Payment Amount
00639136	CENGAGE LEARNING	5,931.47

Check No	Vendor Name	Account Payment Amount
00638931	KEARNEY HIGH SCHOOL	275.00
00639039	KEARNEY HIGH SCHOOL	160.00
		435

Check No	Vendor Name	Account Payment Amount
00639121	SCHMIDT, KAREN	18.49

Check No	Vendor Name	Account Payment Amount
00003616	INTERNAL REVENUE SERVICE	600,951.17

Check No	Vendor Name	Account Payment Amount
00003613	AMERICAN FIDELITY ASSURANCE CO.	11,948.84

Check No	Vendor Name	Account Payment Amount
00003610	AMERICAN FAMILY LIFE ASSURANCE CO.	4,180.69

Check No	Vendor Name	Account Payment Amount
00639050	BLUE CROSS/BLUE SHIELD OF NEBRASKA	975,993.83

A/P Check Summaries.Check Date

09/30/24

A/P Check Summaries.Check Date

10/01/24

A/P Check Summaries.Check Date

09/12/24

09/30/24

A/P Check Summaries.Check Date

10/01/24

A/P Check Summaries.Check Date

09/20/24

A/P Check Summaries.Check Date

09/20/24

A/P Check Summaries.Check Date

09/20/24

A/P Check Summaries.Check Date

10/01/24

Check No	Vendor Name	Account Payment Amount
00638973	WHITETAIL SCREEN PRINT	584.75
00639019	WHITETAIL SCREEN PRINT	323.50
00639028	WHITETAIL SCREEN PRINT	1,348.00
		2,256.25

Check No	Vendor Name	Account Payment Amount
00638955	HIRSCHFELDS	1,202.61

Check No	Vendor Name	Account Payment Amount
00639033	GOTHENBURG PUBLIC SCHOOLS	280.00

Check No	Vendor Name	Account Payment Amount
00639032	COZAD HIGH SCHOOL	275.00

Check No	Vendor Name	Account Payment Amount
00638934	MCCOOK PUBLIC SCHOOL	150.00
00638944	MCCOOK PUBLIC SCHOOL	100.00
		250

Check No	Vendor Name	Account Payment Amount
00639031	COLUMBUS PUBLIC SCHOOL	150.00

Check No	Vendor Name	Account Payment Amount
00639037	HOLDREGE HIGH SCHOOL	165.00

Check No	Vendor Name	Account Payment Amount

A/P Check Summaries.Check Date

09/18/24

09/24/24

09/25/24

A/P Check Summaries.Check Date

09/16/24

A/P Check Summaries.Check Date

09/30/24

A/P Check Summaries.Check Date

09/30/24

A/P Check Summaries.Check Date

09/12/24

09/13/24

A/P Check Summaries.Check Date

09/27/24

A/P Check Summaries.Check Date

09/30/24

A/P Check Summaries.Check Date

00639053	SCOTTSBLUFF HIGH SCHOOL	125.00
Check No	Vendor Name	Account Payment Amount
00638926	MITCHELL DRYWALL	4,882.00
Check No	Vendor Name	Account Payment Amount
00639127	AMERICAN TIME & SIGNAL CO	443.90
Check No	Vendor Name	Account Payment Amount
00639041	LINCOLN HIGH SCHOOL	150.00
Check No	Vendor Name	Account Payment Amount
00638992	NATIONAL INSURANCE SERVICES	4,816.61
Check No	Vendor Name	Account Payment Amount
00639052	NEBRASKA SCHOOLMASTERS CLUB	70.00
Check No	Vendor Name	Account Payment Amount
00638924	CHARLIE'S NORTH PLATTE PLUMBING	120,000.00
00639089	CHARLIE'S NORTH PLATTE PLUMBING	328.16
		120,328.16
Check No	Vendor Name	Account Payment Amount
00639035	GRAND ISLAND HIGH SCHOOL	130.00
Check No	Vendor Name	Account Payment Amount

10/01/24

A/P Check Summaries.Check Date

09/11/24

A/P Check Summaries.Check Date

10/01/24

A/P Check Summaries.Check Date

09/30/24

A/P Check Summaries.Check Date

09/20/24

A/P Check Summaries.Check Date

10/01/24

A/P Check Summaries.Check Date

09/11/24

10/01/24

A/P Check Summaries.Check Date

09/30/24

A/P Check Summaries.Check Date

00639125	NASB	1,839.56
Check No	Vendor Name	Account Payment Amount
00639095	KOHLER TRAILER SALES & SERVICE	339.00
Check No	Vendor Name	Account Payment Amount
00639104	T O HAAS TIRE	463.95
Check No	Vendor Name	Account Payment Amount
00638982	CREDIT MANAGEMENT SERVICES INC	355.74
00638983	CREDIT MANAGEMENT SERVICES INC	57.40
00638984	CREDIT MANAGEMENT SERVICES INC	175.53
00638985	CREDIT MANAGEMENT SERVICES INC	373.00
00638986	CREDIT MANAGEMENT SERVICES INC	242.12
		1,203.79
Check No	Vendor Name	Account Payment Amount
00638922	AJ SHEET METAL	69,798.60
00639087	AJ SHEET METAL	224.57
		70,023.17
Check No	Vendor Name	Account Payment Amount
00639099	NORTH PLATTE WINNELSON CO.	110.22
Check No	Vendor Name	Account Payment Amount
00638989	FAMILY SUPPORT REGISTRY	762.00
Check No	Vendor Name	Account Payment Amount

10/01/24

A/P Check Summaries.Check Date

10/01/24

A/P Check Summaries.Check Date

10/01/24

A/P Check Summaries.Check Date

09/20/24

09/20/24

09/20/24

09/20/24

09/20/24

A/P Check Summaries.Check Date

09/11/24

10/01/24

A/P Check Summaries.Check Date

10/01/24

A/P Check Summaries.Check Date

09/20/24

A/P Check Summaries.Check Date

00639071	NEBRASKA DEPT HEALTH & HUMAN SERVICES	15.00
Check No Vendor Name Account Payment Amount		
00639085	CDW GOVERNMENT INC	356.40
Check No Vendor Name Account Payment Amount		
00639048	SODEXO INC & AFFILIATES	211,727.93
Check No Vendor Name Account Payment Amount		
00638993	NORTH PLATTE PUBLIC SCHOOLS FOUNDATION	1,507.10
Check No Vendor Name Account Payment Amount		
00639016	HASTINGS HIGH SCHOOL	70.00
00639036	HASTINGS HIGH SCHOOL	125.00
		195
Check No Vendor Name Account Payment Amount		
00638932	KIRBY, JANE	210.00
00638998	KIRBY, JANE	310.00
00639040	KIRBY, JANE	210.00
		730
Check No Vendor Name Account Payment Amount		
00639123	STRICKLAND, MICHELLE	34.17
Check No Vendor Name Account Payment Amount		
00638953	BURNS, JAMES	150.00

10/01/24

A/P Check Summaries.Check Date

10/01/24

A/P Check Summaries.Check Date

10/01/24

A/P Check Summaries.Check Date

09/20/24

A/P Check Summaries.Check Date

09/24/24

09/30/24

A/P Check Summaries.Check Date

09/12/24

09/20/24

09/30/24

A/P Check Summaries.Check Date

10/01/24

A/P Check Summaries.Check Date

09/16/24

Check No	Vendor Name	Account Payment Amount
00638906	LEXINGTON MIDDLE SCHOOL	100.00

Check No	Vendor Name	Account Payment Amount
00639086	PEPSI COLA	589.64

Check No	Vendor Name	Account Payment Amount
00638968	MROCZEK, CHRIS	110.00

Check No	Vendor Name	Account Payment Amount
00638935	NEBRASKA SKILLS USA	470.00

Check No	Vendor Name	Account Payment Amount
00639047	NEBRASKA STATE BANDMASTERS ASSOCIATION	200.00

Check No	Vendor Name	Account Payment Amount
00003611	NEBRASKA CHILD SUPPORT PAYMENT CENTER	1,506.00

Check No	Vendor Name	Account Payment Amount
00638916	O'GRADY, TRACY	210.00

Check No	Vendor Name	Account Payment Amount
00639045	LEXINGTON HIGH SCHOOL	40.00

Check No	Vendor Name	Account Payment Amount
----------	-------------	------------------------

A/P Check Summaries.Check Date

09/04/24

A/P Check Summaries.Check Date

10/01/24

A/P Check Summaries.Check Date

09/18/24

A/P Check Summaries.Check Date

09/12/24

A/P Check Summaries.Check Date

09/30/24

A/P Check Summaries.Check Date

09/20/24

A/P Check Summaries.Check Date

09/10/24

A/P Check Summaries.Check Date

09/30/24

A/P Check Summaries.Check Date

00639126	NORTH PLATTE BULLETIN	134.10
Check No	Vendor Name	Account Payment Amount
00638976	ACCELERATED RECEIVABLES SOLUTIONS	352.46
00638977	ACCELERATED RECEIVABLES SOLUTIONS	322.85
00638978	ACCELERATED RECEIVABLES SOLUTIONS	122.97
00638979	ACCELERATED RECEIVABLES SOLUTIONS	77.23
00638980	ACCELERATED RECEIVABLES SOLUTIONS	692.09
		1,567.6
Check No	Vendor Name	Account Payment Amount
00639006	MORITZ, TODD	340.00
Check No	Vendor Name	Account Payment Amount
00639130	HINTON'S LOCK & ALARM	4,528.50
Check No	Vendor Name	Account Payment Amount
00639057	BUSCHER, BRANDY	100.00
Check No	Vendor Name	Account Payment Amount
00639103	SAM'S LAWN SERVICE	700.00
Check No	Vendor Name	Account Payment Amount
00639101	RED ARROW	110.00
Check No	Vendor Name	Account Payment Amount
00638923	AMAX CONTRACTING, INC.	89,460.00

10/01/24

A/P Check Summaries.Check Date

09/20/24

09/20/24

09/20/24

09/20/24

09/20/24

A/P Check Summaries.Check Date

09/21/24

A/P Check Summaries.Check Date

10/01/24

A/P Check Summaries.Check Date

10/01/24

A/P Check Summaries.Check Date

10/01/24

A/P Check Summaries.Check Date

10/01/24

A/P Check Summaries.Check Date

09/11/24

Check No	Vendor Name	Account Payment Amount
00639027	PACK, JIMMIE	19.88
Check No	Vendor Name	Account Payment Amount
00639131	NEBRASKA ASSOC OF TECHNOLOGY ADMIN	65.00
Check No	Vendor Name	Account Payment Amount
00638994	TX CHILD SUPPORT SDU	482.00
Check No	Vendor Name	Account Payment Amount
00638912	LIENEMANN, CARRIE	1,032.05
00638957	LIENEMANN, CARRIE	203.20
		1,235.25
Check No	Vendor Name	Account Payment Amount
00639063	FOSTER, TRACI	85.76
Check No	Vendor Name	Account Payment Amount
00638945	MULLEN HIGH SCHOOL	123.00
Check No	Vendor Name	Account Payment Amount
00639029	JOHNSON, SCOTT	210.00
Check No	Vendor Name	Account Payment Amount
00639096	LITTLE, ALAN	135.00

A/P Check Summaries.Check Date

09/25/24

A/P Check Summaries.Check Date

10/01/24

A/P Check Summaries.Check Date

09/20/24

A/P Check Summaries.Check Date

09/09/24

09/16/24

A/P Check Summaries.Check Date

10/01/24

A/P Check Summaries.Check Date

09/13/24

A/P Check Summaries.Check Date

09/26/24

A/P Check Summaries.Check Date

10/01/24

Check No	Vendor Name	Account Payment Amount
00639044	BERLINER, AMBER	70.00
Check No	Vendor Name	Account Payment Amount
00639030	VIGIL, JOB	210.00
Check No	Vendor Name	Account Payment Amount
00639109	ANDERSON, DANETTE	46.71
Check No	Vendor Name	Account Payment Amount
00639139	YANDAS MUSIC & PRO AUDIO	1,276.10
Check No	Vendor Name	Account Payment Amount
00639051	LAKE MALONEY GOLF COURSE	840.00
Check No	Vendor Name	Account Payment Amount
00639023	MCDANIEL, BRITTANY	1,117.38
Check No	Vendor Name	Account Payment Amount
00639069	MORALES, MOLLY	88.86
Check No	Vendor Name	Account Payment Amount
00638929	JENNER, JERRY	160.00
00638997	JENNER, JERRY	260.00

A/P Check Summaries.Check Date

09/30/24

A/P Check Summaries.Check Date

09/26/24

A/P Check Summaries.Check Date

10/01/24

A/P Check Summaries.Check Date

10/01/24

A/P Check Summaries.Check Date

10/01/24

A/P Check Summaries.Check Date

09/25/24

A/P Check Summaries.Check Date

10/01/24

A/P Check Summaries.Check Date

09/12/24

09/20/24

00639009	JENNER, JERRY	160.00
00639038	JENNER, JERRY	160.00
		740

Check No	Vendor Name	Account Payment Amount
00638972	VERIZON WIRELESS	75.10
00639026	VERIZON WIRELESS	1,728.40
		1,803.5

Check No	Vendor Name	Account Payment Amount
00639021	CLINE WILLIAMS LAW FIRM	950.00

Check No	Vendor Name	Account Payment Amount
00638987	ERIN M. MCCARTNEY, CHAPTER 13 TRUSTEE	1,300.00
00638988	ERIN M. MCCARTNEY, CHAPTER 13 TRUSTEE	668.00
		1,968

Check No	Vendor Name	Account Payment Amount
00638943	KRULL, CHRIS	60.00
00638965	KRULL, CHRIS	70.00
00639012	KRULL, CHRIS	70.00
		200

Check No	Vendor Name	Account Payment Amount
00638948	PURDY, RYAN	105.00
00639003	PURDY, RYAN	70.00
00639013	PURDY, RYAN	70.00
		245

Check No	Vendor Name	Account Payment Amount
00638963	KLEIN, BEN	110.00

09/24/24

09/30/24

A/P Check Summaries.Check Date

09/18/24

09/25/24

A/P Check Summaries.Check Date

09/25/24

A/P Check Summaries.Check Date

09/20/24

09/20/24

A/P Check Summaries.Check Date

09/13/24

09/18/24

09/24/24

A/P Check Summaries.Check Date

09/13/24

09/20/24

09/24/24

A/P Check Summaries.Check Date

09/18/24

Check No	Vendor Name	Account Payment Amount
00639133	ONE CALL CONCEPTS INC	5.98
Check No	Vendor Name	Account Payment Amount
00638920	US BANK	262,855.92
Check No	Vendor Name	Account Payment Amount
00639072	OCHS, KAREN	18.18
Check No	Vendor Name	Account Payment Amount
00638915	US BANK VOYAGER FLEET SYSTEMS	1,855.69
00639105	US BANK VOYAGER FLEET SYSTEMS	9,787.25
		11,642.94
Check No	Vendor Name	Account Payment Amount
00638999	NUTT, MELANIE	290.00
Check No	Vendor Name	Account Payment Amount
00638918	VAK, JOSEPH & LAURIE	91.00
Check No	Vendor Name	Account Payment Amount
00638947	PETTERA, TANNER	105.00
Check No	Vendor Name	Account Payment Amount
00638952	ANDERSON, GLORIA R.	70.00

A/P Check Summaries.Check Date

10/01/24

A/P Check Summaries.Check Date

09/11/24

A/P Check Summaries.Check Date

10/01/24

A/P Check Summaries.Check Date

09/09/24

10/01/24

A/P Check Summaries.Check Date

09/20/24

A/P Check Summaries.Check Date

09/10/24

A/P Check Summaries.Check Date

09/13/24

A/P Check Summaries.Check Date

09/16/24

Check No	Vendor Name	Account Payment Amount
00639073	PLATTE VALLEY COUNSELING, LLC	1,125.00
Check No	Vendor Name	Account Payment Amount
00639065	KOHLER, JOHN	16.99
Check No	Vendor Name	Account Payment Amount
00638904	KSB SCHOOL LAW	2,790.50
Check No	Vendor Name	Account Payment Amount
00639067	MIDWEST CONNECT	1,722.65
Check No	Vendor Name	Account Payment Amount
00639042	MARIAN HIGH SCHOOL	250.00
Check No	Vendor Name	Account Payment Amount
00639108	AMAN, DANIELLE	117.57
Check No	Vendor Name	Account Payment Amount
00003608	VISION SERVICE PLAN	4,810.99
Check No	Vendor Name	Account Payment Amount
00638942	KLEINOW, TRENTON	60.00
00638964	KLEINOW, TRENTON	70.00

A/P Check Summaries.Check Date

10/01/24

A/P Check Summaries.Check Date

10/01/24

A/P Check Summaries.Check Date

09/04/24

A/P Check Summaries.Check Date

10/01/24

A/P Check Summaries.Check Date

09/30/24

A/P Check Summaries.Check Date

10/01/24

A/P Check Summaries.Check Date

09/20/24

A/P Check Summaries.Check Date

09/13/24

09/18/24

00639001	KLEINOW, TRENTON	70.00
00639011	KLEINOW, TRENTON	70.00
		270

Check No	Vendor Name	Account Payment Amount
00638940	BRADY, CLINTON F.	105.00
00638959	BRADY, CLINTON F.	70.00
		175

Check No	Vendor Name	Account Payment Amount
00003612	NATIONWIDE	23,895.09

Check No	Vendor Name	Account Payment Amount
00638996	HUB INTERNATIONAL MOUNAIN STATES LIMITED	16,069.36
00639000	HUB INTERNATIONAL MOUNAIN STATES LIMITED	45,000.00
00639064	HUB INTERNATIONAL MOUNAIN STATES LIMITED	635.00
		61,704.36

Check No	Vendor Name	Account Payment Amount
00639010	JUNIOR LIBRARY GUILD	10,803.24

Check No	Vendor Name	Account Payment Amount
00639082	JOURNEYED.COM, INC.	2,500.00

Check No	Vendor Name	Account Payment Amount
00638991	MADISION NATIONAL LIFE	3,269.80
00638995	MADISION NATIONAL LIFE	317.80
		3,587.6

Check No	Vendor Name	Account Payment Amount
----------	-------------	------------------------

09/20/24

09/24/24

A/P Check Summaries.Check Date

09/13/24

09/18/24

A/P Check Summaries.Check Date

09/20/24

A/P Check Summaries.Check Date

09/20/24

09/20/24

10/01/24

A/P Check Summaries.Check Date

09/24/24

A/P Check Summaries.Check Date

10/01/24

A/P Check Summaries.Check Date

09/20/24

09/20/24

A/P Check Summaries.Check Date

00639112	BUCHANAN, NICOLE	24.59
Check No	Vendor Name	Account Payment Amount
00639135	PROTEX CENTRAL INC	1,673.76
Check No	Vendor Name	Account Payment Amount
00639124	WILLARD, AMBER	44.22
Check No	Vendor Name	Account Payment Amount
00639060	COOPER, EMILY	42.72
Check No	Vendor Name	Account Payment Amount
00639118	LIENEMANN, CHERISH	117.45
Check No	Vendor Name	Account Payment Amount
00639119	MATUSZCZAK, DALE &/OR TESSA	72.36
Check No	Vendor Name	Account Payment Amount
00639055	ALLISON, JACQUELINE	120.60
Check No	Vendor Name	Account Payment Amount
00638925	HALLS ELECTRIC & SERVICES	467,451.45
Check No	Vendor Name	Account Payment Amount
00639113	GOC, KELSIE	79.03

10/01/24

A/P Check Summaries.Check Date

10/01/24

A/P Check Summaries.Check Date

10/01/24

A/P Check Summaries.Check Date

10/01/24

A/P Check Summaries.Check Date

10/01/24

A/P Check Summaries.Check Date

10/01/24

A/P Check Summaries.Check Date

10/01/24

A/P Check Summaries.Check Date

09/11/24

A/P Check Summaries.Check Date

10/01/24

Check No	Vendor Name	Account Payment Amount
00639018	TRUMBULL, ERIC M.	60.00
Check No	Vendor Name	Account Payment Amount
00639128	FILEWAVE (USA) INC	4,740.00
Check No	Vendor Name	Account Payment Amount
00638956	HUMPHREYS, DELANA	70.00
Check No	Vendor Name	Account Payment Amount
00639132	NEBRASKA PORTRAITS	2,125.00
Check No	Vendor Name	Account Payment Amount
00639134	OUDERKIRK, TEVIN	100.53
Check No	Vendor Name	Account Payment Amount
00639068	MILLS, KEVIN	100.00
Check No	Vendor Name	Account Payment Amount
00003615	AMERICAN FIDELITY	3,515.68
Check No	Vendor Name	Account Payment Amount
00638938	WILKENING, CLINTON	160.00
00639004	WILKENING, CLINTON	260.00

A/P Check Summaries.Check Date

09/24/24

A/P Check Summaries.Check Date

10/01/24

A/P Check Summaries.Check Date

09/16/24

A/P Check Summaries.Check Date

10/01/24

A/P Check Summaries.Check Date

10/01/24

A/P Check Summaries.Check Date

10/01/24

A/P Check Summaries.Check Date

09/20/24

A/P Check Summaries.Check Date

09/12/24

09/20/24

00639015	WILKENING, CLINTON	160.00
00639046	WILKENING, CLINTON	160.00
		740

Check No	Vendor Name	Account Payment Amount
00639116	JONES, SARAH	11.13

Check No	Vendor Name	Account Payment Amount
00638911	WASHINGTON, WESTON	110.00

Check No	Vendor Name	Account Payment Amount
00639080	B & H	3,657.49

Check No	Vendor Name	Account Payment Amount
00639091	ECCA CONTROL LLC	650.00

Check No	Vendor Name	Account Payment Amount
00638908	SOLIANT HEALTH, LLC	16,626.00
00638917	SOLIANT HEALTH, LLC	17,253.50
00638958	SOLIANT HEALTH, LLC	16,616.50
00639025	SOLIANT HEALTH, LLC	14,425.25
00639049	SOLIANT HEALTH, LLC	14,850.67
		79,771.92

Check No	Vendor Name	Account Payment Amount
00638919	HAWKS, BRIANA	300.00

Check No	Vendor Name	Account Payment Amount
----------	-------------	------------------------

09/24/24

09/30/24

A/P Check Summaries.Check Date

10/01/24

A/P Check Summaries.Check Date

09/06/24

A/P Check Summaries.Check Date

10/01/24

A/P Check Summaries.Check Date

10/01/24

A/P Check Summaries.Check Date

09/04/24

09/10/24

09/16/24

09/25/24

10/01/24

A/P Check Summaries.Check Date

09/10/24

A/P Check Summaries.Check Date

00638974	SWEDBERG, LANE	70.00
Check No	Vendor Name	Account Payment Amount
00639129	FOUST, REECE	225.02
Check No	Vendor Name	Account Payment Amount
00639022	IMAGINE LEARNING LLC	15,570.00
Check No	Vendor Name	Account Payment Amount
00639090	CHEM-AQUA, INC	361.46
Check No	Vendor Name	Account Payment Amount
00639102	RUTT'S HEATING AND AIR CONDITIONING INC	25,384.23
Check No	Vendor Name	Account Payment Amount
00639088	AUCA CHICAGO LOCKBOX	896.12
Check No	Vendor Name	Account Payment Amount
00638967	MARTIN, ROSS	110.00
Check No	Vendor Name	Account Payment Amount
00638971	SCHROEDER, JARED	110.00
Check No	Vendor Name	Account Payment Amount
00639115	HUMPHERYS, STEPHANIE	25.47

09/19/24

A/P Check Summaries.Check Date

10/01/24

A/P Check Summaries.Check Date

09/25/24

A/P Check Summaries.Check Date

10/01/24

A/P Check Summaries.Check Date

10/01/24

A/P Check Summaries.Check Date

10/01/24

A/P Check Summaries.Check Date

09/18/24

A/P Check Summaries.Check Date

09/18/24

A/P Check Summaries.Check Date

10/01/24

Check No	Vendor Name	Account Payment Amount
00639061	DAILEY, MEGAN	213.74
Check No	Vendor Name	Account Payment Amount
00639098	MILLER, DANIEL	15.50
Check No	Vendor Name	Account Payment Amount
00639058	BUTLER, MAGGIE	89.83
Check No	Vendor Name	Account Payment Amount
00638949	SCHOOL DISTRICT OF SEWARD	170.00
Check No	Vendor Name	Account Payment Amount
00638905	LEE, HEATHER	60.00
00638966	LEE, HEATHER	70.00
00639002	LEE, HEATHER	70.00
		200
Check No	Vendor Name	Account Payment Amount
00639120	MESSERSMITH, PEYTON	75.83
Check No	Vendor Name	Account Payment Amount
00639114	HAWLEY, REBECCA	39.38
Check No	Vendor Name	Account Payment Amount

A/P Check Summaries.Check Date

10/01/24

A/P Check Summaries.Check Date

10/01/24

A/P Check Summaries.Check Date

10/01/24

A/P Check Summaries.Check Date

09/13/24

A/P Check Summaries.Check Date

09/04/24

09/18/24

09/20/24

A/P Check Summaries.Check Date

10/01/24

A/P Check Summaries.Check Date

10/01/24

A/P Check Summaries.Check Date

00638970	SAMUELSON, JACOB	110.00
Check No Vendor Name Account Payment Amount		
00639111	BIRGE, LISA	168.71
Check No Vendor Name Account Payment Amount		
00639083	VALIDATE ME!	875.00
Check No Vendor Name Account Payment Amount		
00639079	UEHLING, JANELLE	877.87
Check No Vendor Name Account Payment Amount		
00638921	ACKERMAN GENERAL CONTRACTING LLC	105,469.75
Check No Vendor Name Account Payment Amount		
00639117	KOUMA, KAYLEEN	104.92
Check No Vendor Name Account Payment Amount		
00638909	SWEDBERG, MICAH	60.00
00638975	SWEDBERG, MICAH	70.00
		130
Check No Vendor Name Account Payment Amount		
00638936	O'DONNELL-GREENO, LEAH	126.72
Check No Vendor Name Account Payment Amount		

09/18/24

A/P Check Summaries.Check Date

10/01/24

A/P Check Summaries.Check Date

10/01/24

A/P Check Summaries.Check Date

10/01/24

A/P Check Summaries.Check Date

09/11/24

A/P Check Summaries.Check Date

10/01/24

A/P Check Summaries.Check Date

09/04/24

09/19/24

A/P Check Summaries.Check Date

09/12/24

A/P Check Summaries.Check Date

00638950	STINMAN, DANIEL	165.00
00639014	STINMAN, DANIEL	70.00
		235
Check No	Vendor Name	Account Payment Amount
00639078	TREVIZO, ANGELICA	20.90
Check No	Vendor Name	Account Payment Amount
00639077	THOMAS, SARAH	29.11
Check No	Vendor Name	Account Payment Amount
00639054	ALBRECHT, AMIE	50.00
Check No	Vendor Name	Account Payment Amount
00639081	GREAT MINDS PBC	1,180.52
Check No	Vendor Name	Account Payment Amount
00638990	IOWA CHILD SUPPORT	540.00
Check No	Vendor Name	Account Payment Amount
00639110	BARNHART, CLAYTON &/OR ASHLEY	103.18
Check No	Vendor Name	Account Payment Amount
00639066	MCCOY, AARON	1,167.68
Check No	Vendor Name	Account Payment Amount

09/13/24

09/24/24

A/P Check Summaries.Check Date

10/01/24

A/P Check Summaries.Check Date

10/01/24

A/P Check Summaries.Check Date

10/01/24

A/P Check Summaries.Check Date

10/01/24

A/P Check Summaries.Check Date

09/20/24

A/P Check Summaries.Check Date

10/01/24

A/P Check Summaries.Check Date

10/01/24

A/P Check Summaries.Check Date

00639084	VEHICLE SERVICE GROUP	6,432.56
Check No Vendor Name Account Payment Amount		
00638913	ONE LESS THING	750.00
Check No Vendor Name Account Payment Amount		
00638981	CONSERVE	201.35
Check No Vendor Name Account Payment Amount		
00638937	PEPSI BEVERAGES COMPANY	1,278.00
00639017	PEPSI BEVERAGES COMPANY	502.00
00639024	PEPSI BEVERAGES COMPANY	644.00
00639107	PEPSI BEVERAGES COMPANY	1,272.00
		3,696
Check No Vendor Name Account Payment Amount		
00638903	GUNDERSON, JASON	70.00
Check No Vendor Name Account Payment Amount		
00638910	SEIDEL, MATTHEW	110.00
Check No Vendor Name Account Payment Amount		
00638933	KSIAZEK, TOM	81.56
Check No Vendor Name Account Payment Amount		
00638939	ALICIA MEDEL	850.00

10/01/24

A/P Check Summaries.Check Date

09/09/24

A/P Check Summaries.Check Date

09/20/24

A/P Check Summaries.Check Date

09/12/24

09/24/24

09/25/24

10/01/24

A/P Check Summaries.Check Date

09/04/24

A/P Check Summaries.Check Date

09/06/24

A/P Check Summaries.Check Date

09/12/24

A/P Check Summaries.Check Date

09/13/24

Check No	Vendor Name	Account Payment Amount
00639056	ASHLEY MELVIN	12.08

Check No	Vendor Name	Account Payment Amount
00638941	JANDA, SAMANTHA	70.00

Check No	Vendor Name	Account Payment Amount
00638946	PAUL, KAYLA	70.00

Check No	Vendor Name	Account Payment Amount
00639074	SPORT SAFE TESTING SERVICE INC	407.00

Check No	Vendor Name	Account Payment Amount
00638954	FRANCESCATO, DARREL	210.00

Check No	Vendor Name	Account Payment Amount
00638960	CORNWELL, GEORGE	210.00

Check No	Vendor Name	Account Payment Amount
00638961	FLAMING, HANNAH	70.00

Check No	Vendor Name	Account Payment Amount
00639007	WEGNER, BARBARA	300.00

Check No	Vendor Name	Account Payment Amount
----------	-------------	------------------------

A/P Check Summaries.Check Date

10/01/24

A/P Check Summaries.Check Date

09/13/24

A/P Check Summaries.Check Date

09/13/24

A/P Check Summaries.Check Date

10/01/24

A/P Check Summaries.Check Date

09/16/24

A/P Check Summaries.Check Date

09/18/24

A/P Check Summaries.Check Date

09/18/24

A/P Check Summaries.Check Date

09/21/24

A/P Check Summaries.Check Date

00639005	CALLAN, CARI	300.00
Check No	Vendor Name	Account Payment Amount
00639008	LUTKEMEIER, AUSTIN	350.00
Check No	Vendor Name	Account Payment Amount
00639076	TALBOTT, TOM &/OR SARAH	178.73
Check No	Vendor Name	Account Payment Amount
00639122	SMITH, ADRIAN	45.82
Check No	Vendor Name	Account Payment Amount
00639020	HARMON, DAVID	1,190.70
Check No	Vendor Name	Account Payment Amount
00639034	GRAND ISLAND AREA CHAMBER OF COMMERCE	150.00

09/21/24

A/P Check Summaries.Check Date

09/21/24

A/P Check Summaries.Check Date

10/01/24

A/P Check Summaries.Check Date

10/01/24

A/P Check Summaries.Check Date

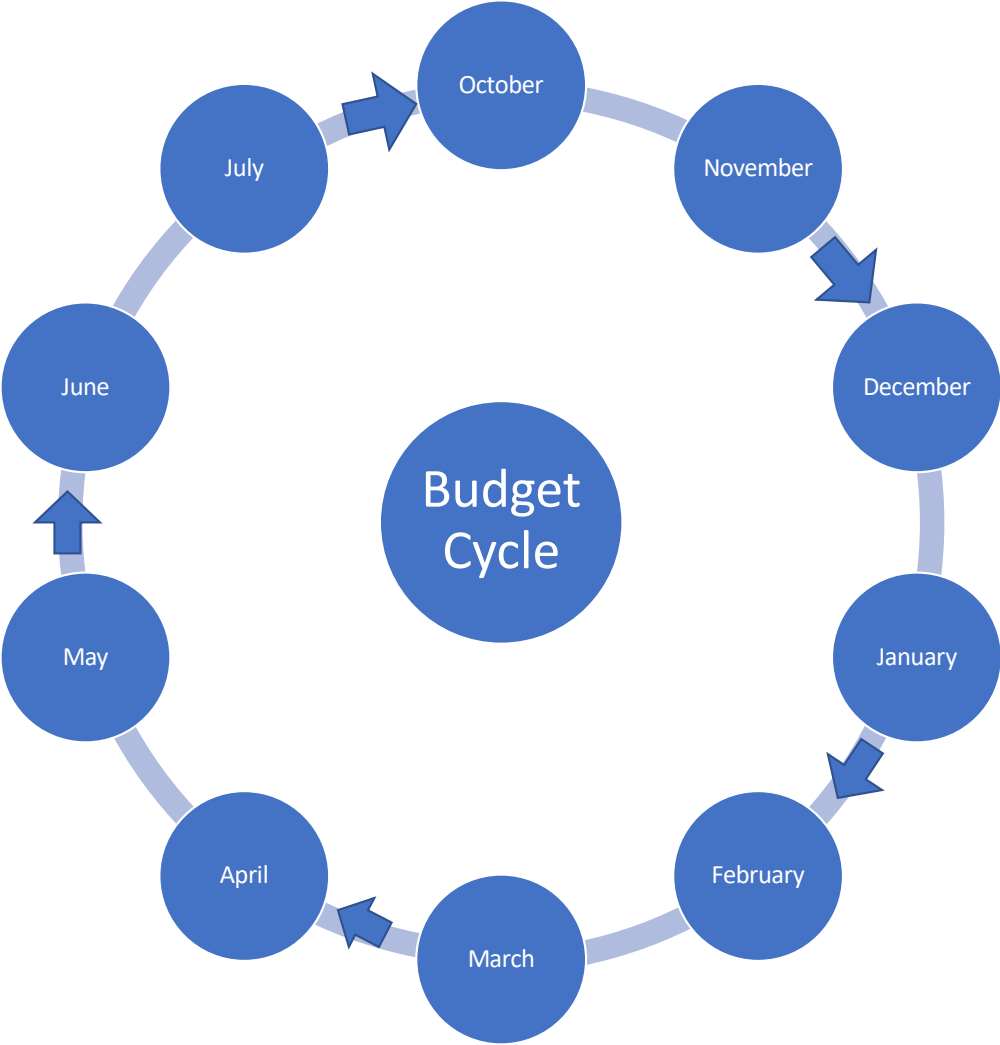
09/24/24

A/P Check Summaries.Check Date

09/30/24



Budget Cycle



Committee of the Whole Monthly Meetings



- **Enrollment – October 1**

- State Aid
- Adjusted Valuation
- Poverty Plan
- SPED FFR
- ELL Plan
- AFR (Annual Finance Report)
(11/4)
- Audit (11/1)

- Legislation
- Estimated State Aid
- Depreciation Fund
- QCPU-Fund
- Building Budget
- Resource Reallocation
- Estimated Revenue
- **Enrollment – Average Daily
Membership**

Strategy 3

Strategy 3: We will provide a safe and healthy learning environment.

Date: February 2, 2023

Specific Results 3.1: Balance revenues and expenses to maintain a strong financial position.

Action Steps:

1. Analyze past spending and revenue patterns over the past 5 years and align with the district goals.
2. Identify, develop and analyze **additional revenue sources** that would assist the district in meeting district goals. (grants)
3. Provide district leaders and principals with information on the current financial information, receiving input, that will help the district make sound financial decisions that impact the budget process and improve student achievement.
4. Manage the cash reserve for the district to provide three months of expenditures but not to exceed 25%.

Specific Results 3.2: Ensure a safe and secure environment for all students and staff.

Action Steps:

1. Analyze and continuously update the long-range facility plan so the district is utilizing the facilities at its maximum potential.
2. Prepare a school utilization study and a plan of action to enhance the effectiveness and efficiency of the schools' operations.
3. Continually evaluate and work with business partners on implementing early childhood offerings.
4. Annually review, update, and implement the district safety plan and all building level safety plans.
5. Maintain and Implement Long Range Facility Plan.
6. Plan, develop and implement programs to promote staff and student wellness.
7. Meet as a district-level safety team and work with building administrators on individual building needs.

Specific Results 3.3: Provide internal and external communication systems.

Action Step:

1. Communicate and share district-approved platforms with administrators and staff.
2. Provide ongoing training and support for administrators and staff.
3. Share information on district-wide issues through internal and external media outlets.
4. Create a system to encourage two-way communication between North Platte Public Schools and patrons of the community.

North Platte Public Schools



STATEMENT OF OF CHANGES IN DISBURSEMENTS-BUDGET AND ACTUAL

For the One Month Period Ending September 30, 2024

	<u>Budget</u>		<u>% of Budget</u>
	<u>(Original and Final)</u>	<u>Actual</u>	<u>Spent</u>
General-Regular	40,274,179	3,220,503	8.00%
General-Grants			
ESSERS	0	-	#DIV/0!
ESSA	1,337,959	189,796	14.19%
IDEA	1,212,064	105,417	8.70%
Grants	2,919,619	139,984	4.79%
Total Disbursements less Special Education	45,743,821	3,655,700	7.99%
General-Special Education	7,084,387	748,810	10.57%
General Fund	\$ 52,828,208	\$ 4,404,510	
Depreciation	4,919,967	8,256	0.17%
Employee Benefit	300,000	1,490	0.50%
Activities	2,000,000	97,762	4.89%
Lunch	3,048,000	224,022	7.35%
Bond	-	-	
Building	1,740,161	875,787	50.33%
QCPUF	1,258,883	-	0.00%
Cooperative Fund	100,000	-	0.00%
Total	<u><u>\$ 66,195,219</u></u>	<u><u>\$ 5,611,827</u></u>	8.48%

North Platte Public Schools
Treasurers Report
9/30/24



General Fund

Reserves-August 31, 2024 **(4,206,402)**

Deposits

Property Taxes	8,321,576		
State Aid	936,013		
Special Education			
Interest Income			
IDEA			
Other Income (Tuition, HHS Payments)	59,294		
Grants	67,386		
Transfers/Liabilities	(375,379)		
Total Deposits		9,008,890	

Disbursements

Payroll	1,882,916		
Federal Taxes	600,950		
Nebraska Retirement	-		
Nebraska Taxes	-		
Payroll Deductions	66,488		
		2,550,354	
Bills	1,424,883		
Total Disbursement		3,975,237	
Net Change			5,033,653

Reserves-September 30, 2024 **827,251**
0

Depreciation

Reserves-August 31, 2024 **3,076,150**

Deposits		8,578	
Disbursements		8,256	
Net Change			322

Reserves-September 30, 2024 **3,076,472**
0

Employee Benefit

Reserves-August 31, 2024 **143,790**

Deposits		-	
Disbursements		1,490	
Net Change			(1,490)

Reserves-September 30, 2024 **142,300**
0

North Platte Public Schools
Treasurers Report
9/30/24



Activity Fund

Reserves-August 31, 2024		1,403,857
Deposits	102,893	
Disbursements	98,377	
Net Change		4,516
Reserves-September 30, 2024		1,408,373
		0

Cafeteria Fund

Reserves-August 31, 2024		1,034,014
Deposits		
Federal Funds	180,756	
Student Lunches	50,982	
Accrual of Meals	Accrual	
State Reimbursements		
Other Income (Catering)		
Adjustments for prior months	23,026	
Total Deposits		254,764
Disbursements		
Bills		
SODEXO	211,728	
Payroll	9,258	
Other Bills	3,034	
Total Disbursement		224,020
Net Change		30,744
Reserves-September 30, 2024		1,064,758
		0

Bond Fund

Reserves-August 31, 2024		28,182
Deposits	-	
Property Taxes	-	
Disbursements	-	
Net Change		0
Reserves-September 30, 2024		28,182
		0

North Platte Public Schools
Treasurers Report
9/30/24



Building Fund

Reserves-August 31, 2024		191,713
Deposits	-	
Property Taxes		
Disbursements	875,787	
Net Change		(875,787)
Reserves-September 30, 2024		(684,074)
		0

QCPUF

Reserves-August 31, 2024		1,087,146
Deposits		
Property Taxes	-	
Other Revenue		
Disbursements	-	
Net Change		0
Reserves-September 30, 2024		1,087,146
		0

Cooperative Fund

Reserves-August 31, 2024		16,894
Deposits	1,000	
Disbursements		
Net Change		1,000
Reserves-September 30, 2024		17,894

NORTH PLATTE PUBLIC SCHOOLS

STATEMENT OF NET ASSETS-CASH BASIS
ARISING FROM CASH TRANSACTIONS-GOVERNMENTAL FUNDS

BALANCE SHEET
September 30, 2024



	<u>General</u>	<u>Depreciation</u>	<u>Employee Benefit</u>	<u>Nutrition</u>	<u>Bond</u>	<u>Building</u>	<u>QCPUF</u>	<u>Cooperative</u>
ASSETS								
Cash	\$ 1,876,403	\$ 3,076,472	\$ 143,790	\$ 1,380,653	\$ 28,182	\$ (684,074)	\$ 1,087,146	\$ 17,894
Investments								
Cash with Fiscal Agent	-				-	-	-	
Accounts Receivables	-	-		(262,213)		-	-	
Due From	46,974							
Prepaid Insurance								
Amount Provided for Bonds								
Total Assets	\$ 1,923,377	\$ 3,076,472	\$ 143,790	\$ 1,118,440	\$ 28,182	\$ (684,074)	\$ 1,087,146	\$ 17,894
LIABILITIES								
Bank Overdraft	\$ -	\$ -	\$ -	\$ -	\$ -	\$ -	\$ -	\$ -
Accounts Payable	1,096,126							
Due To	-	-	1,490	53,682		-	-	-
Bonds Payable								
Total Liabilities	\$ 1,096,126	\$ -	\$ 1,490	\$ 53,682	\$ -	\$ -	\$ -	\$ -
Total Assets less Liabilities	\$827,251	\$3,076,472	\$142,300	\$1,064,758	\$28,182	(\$684,074)	\$1,087,146	\$17,894
NET ASSETS (RESERVES)								
Reserved for:								
Debt Service	\$ -	\$ -	\$ -	\$ -	\$ 28,182	\$ -	\$ -	\$ -
Unreserved for:								
General	827,251	-	-	-	-	-	-	17,894
Special Revenue Funds	-	3,076,472	142,300	1,064,758	-	-	1,087,146	-
Capital Projects Fund	-	-	-	-	-	(684,074)	-	-
Total Net Assets (Reserves)	\$827,251	\$3,076,472	\$142,300	\$1,064,758	\$28,182	(\$684,074)	\$1,087,146	\$17,894

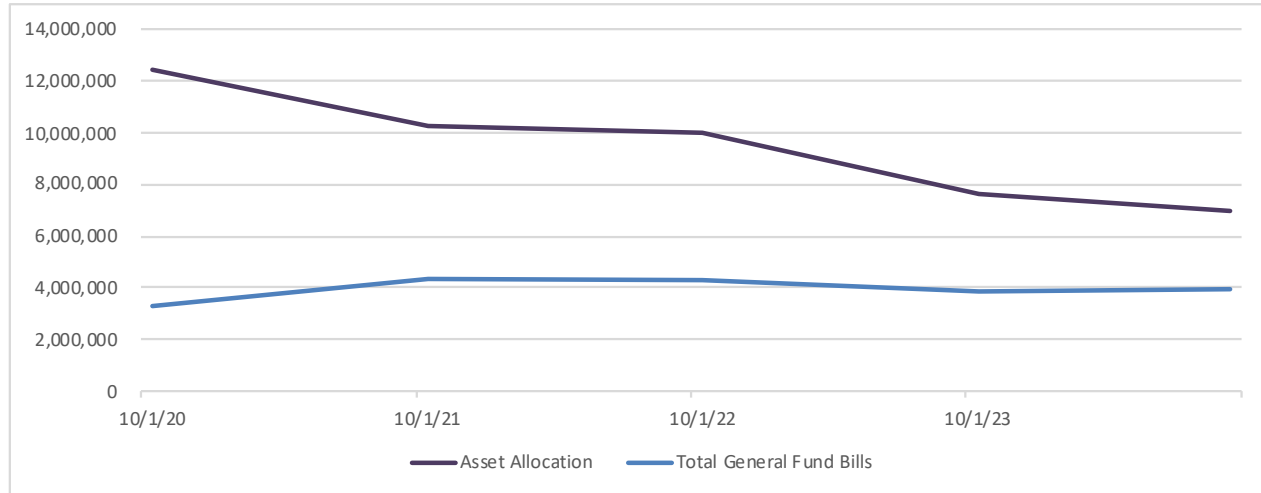
NORTH PLATTE PUBLIC SCHOOLS



STATEMENT OF NET ASSETS-CASH BASIS
ARISING FROM CASH TRANSACTIONS-GOVERNMENTAL FUNDS
September 30, 2024

Asset Allocation	10/1/20	10/1/21	10/1/22	10/1/23	9/30/24
General	5,851,547	4,032,070	3,330,436	1,033,317	827,251
Depreciation	2,786,320	3,011,589	3,345,642	2,593,424	3,076,472
Employee Benefit	112,452	132,329	136,193	138,213	142,300
Activity	1,480,796	1,696,451	1,636,525	1,493,558	1,408,373
Nutrition	63,289	48,885	657,309	1,049,185	1,064,758
Bond	1,426,049	403,080	143,117	28,008	28,182
Building	5,494	7,237	(242,931)	296,641	(684,074)
QCPUF	698,833	897,229	1,004,688	1,003,217	1,087,146
Cooperative	4,565	(257)	(1,853)	12,717	17,894
TOTAL	12,429,345	10,228,613	10,009,126	7,648,280	6,968,302

General Fund Expenditures										
Payroll	\$	2,418,569	\$	2,993,054	\$	2,356,354	\$	2,588,009	\$	2,550,354
Bills		871,178		1,345,500		1,973,178		1,253,562		1,424,883
TOTAL	\$	3,289,747	\$	4,338,554	\$	4,329,532	\$	3,841,571	\$	3,975,237



North Platte Public Schools

September



	2024-2025	2023-2024	2022-2023	2021-2022	2020-2021
Revenue	<u>Actual</u>	<u>Actual</u>	<u>Actual</u>	<u>Actual</u>	<u>Actual</u>
Property Taxes					
State Aid	936,013	978,078	1,048,915	988,554	947,743
Other Local Revenue	936,013	20,000	15,921	0	0
County Sources	25,533	0			
State Sources	0	0	11,498		
Interest	0	0		45	4
Other	21,168	0	12,345	6,040	380
Grants	133,874	415,542	107,209	849,040	415,718
Total Revenue	2,052,601	1,413,620	1,195,888	1,843,679	1,363,845
Expenditures					
Salaries	2,458,270	2,449,925	2,224,217	2,213,192	2,201,788
Fringe Benefits	890,879	864,537	803,770	779,862	696,101
Operating Expenses	347,700	360,247	495,164	352,696	169,412
Supplies/Materials	129,053	147,379	193,186	181,543	131,421
Equipment	133,639	186,822	201,709	224,530	81,503
Travel/Other	9,772	16,067	37,916	111,299	4,329
Grants	435,197	420,138	539,510	475,432	428,420
Total Expenditures	4,404,510	4,445,115	4,495,472	4,338,554	3,712,974
Instruction	1,824,658	1,903,199	1,828,282	1,914,181	1,672,273
Special Education	515,192	436,243	413,204	431,393	356,703
Guidance/Health	282,401	239,004	199,912	197,429	194,960
Libraries	149,830	311,576	135,031	75,367	82,876
General Administration	182,495	88,154	184,014	188,381	151,519
School Administration	281,856	290,546	276,314	242,453	231,035
Business Office	242,381	240,360	374,650	333,515	236,801
Building/Grounds	456,405	470,391	488,703	415,423	324,932
Transportation	20,053	26,099	26,217	50,764	18,311
Community SVC/KK	14,042	19,405	29,635	14,216	15,144
Grants	435,197	420,138	539,510	475,432	428,420
Total	4,404,510	4,445,115	4,495,472	4,338,554	3,712,974
Net Income	(2,351,909)	(3,031,495)	(3,299,584)	(2,494,875)	(2,349,129)
Net Income-Grants	(301,323)	(4,596)	(432,301)	373,608	(12,702)
Net Income-GF	(2,050,586)	(3,026,899)	(2,867,283)	(2,868,483)	(2,336,427)

NORTH PLATTE PUBLIC SCHOOLS

STATEMENT OF CASH RECEIPTS, DISBURSEMENTS AND CHANGES IN FUND BALANCES

For the One Month Period Ending September 30, 2024



FUNDS	Fund Balances (deficits) at Beginning of Year	Receipts	2024-2025 BUDGET	Disbursements	Excess (deficiency) of receipts over (under) Disbursements	Fund Balances (deficits) at End of Year	Fund Balance Composite		
							School District Treasurer's Cash/Investments (overdrawn)	Due to/ Due From	Receivables and Liabilities
GENERAL									
Education	\$ 4,115,173	\$ 982,714	\$ 42,274,179	\$ 3,220,503			\$ 1,876,403	\$ 46,974	\$ (1,096,126)
Special Education Grants		133,874	\$ 7,084,387	748,810					
Total	\$ 4,115,173	\$ 1,116,588	\$ 52,828,208	\$ 4,404,510	(3,287,922)	827,251	\$ 1,876,403	\$ 46,974	\$ (1,096,126)
DEPRECIATION	\$ 3,076,150	\$ 8,578	\$ 4,919,967	\$ 8,256	322	3,076,472	\$ 3,076,472	\$ -	\$ -
EMPLOYEE BENEFIT	\$ 143,790	\$ -	\$ 300,000	\$ 1,490	(1,490)	142,300	\$ 143,790	\$ (1,490)	\$ -
Combined Total	\$ 7,335,113	\$ 1,125,166	\$ 58,048,175	\$ 4,414,256	(3,289,090)	4,046,023	\$ 5,096,665	\$ 45,484	\$ (1,096,126)
FIDUCIARY									
Student Activity	\$ 1,393,961	\$ 112,174	\$ 2,000,000	\$ 97,762	14,412	1,408,373	\$ 1,400,176	\$ 8,197	\$ -
SCHOOL NUTRITION									
School Year	\$ 1,088,393	\$ 191,240	\$ 3,048,000	\$ 224,022	(32,782)	1,055,611	\$ 1,380,653	\$ (53,682)	\$ (262,213)
Vending Machine	-	9,147		-	9,147	9,147			
Total	\$ 1,088,393	\$ 200,387	\$ 3,048,000	\$ 224,022	(23,635)	1,064,758	\$ 1,380,653	\$ (53,682)	\$ (262,213)
BOND INTEREST AND RETIREMENT	\$ 28,182	\$ -	\$ -	\$ -	0	28,182	\$ 28,182	\$ -	\$ -
SPECIAL BUILDING	\$ 191,713	\$ -	\$ 1,740,161	\$ 875,787	(875,787)	(684,074)	\$ (684,074)	\$ -	\$ -
QUALIFIED CAPITAL PURPOSE UNDERTAKING	\$ 1,087,146	\$ -	\$ 1,258,883	\$ -	0	1,087,146	\$ 1,087,146	\$ -	\$ -
COOPERATIVE	\$ 16,894	\$ 1,000	\$ 100,000	\$ -	1,000	17,894	\$ 17,894	\$ -	\$ -
GRAND TOTAL-ALL FUNDS	\$ 11,141,402	\$ 1,438,727	\$ 66,195,219	\$ 5,611,827	\$ (4,173,100)	6,968,302	\$ 8,326,642	\$ (1)	\$ (1,358,339)

Report Description: INCOME STATEMENT

Account Year: 25

Period Range: 01 - 01

Date Range: 09/02/2024 - 09/30/2024

Account	Account Description	Adjusted Budget	Encumbrance	Actual Period	Actual YTD	Available Balance	Percent
01	GENERAL FUND						
81	REVENUES						
11 00	TAXES	\$31,774,511.00	\$0.00	\$0.00	\$0.00	\$31,774,511.00	0.00
15 00	INVESTMENT INCOME	\$1,000.00	\$0.00	\$0.00	\$0.00	\$1,000.00	0.00
19 00	PRIVATE GRANTS	\$125,000.00	\$0.00	\$25,533.18	\$25,533.18	\$99,466.82	20.43
21 00	COUNTY FINES/LICENSES	\$320,000.00	\$0.00	\$0.00	\$0.00	\$320,000.00	0.00
31 00	STATE RECEIPTS	\$13,985,128.00	\$0.00	\$936,013.00	\$936,013.00	\$13,049,115.00	6.69
34 00	CATEGORICAL/PRIVATE GRANTS	\$600,000.00	\$0.00	\$0.00	\$0.00	\$600,000.00	0.00
39 00	OTHER STATE RECEIPTS	\$302,437.00	\$0.00	\$0.00	\$0.00	\$302,437.00	0.00
40 00	UNOBLIGATED FUNDS	\$5,720,132.00	\$0.00	\$0.00	\$0.00	\$5,720,132.00	0.00
41 00	UNIVERSAL SERVICE FUND	\$0.00	\$0.00	\$54,384.00	\$54,384.00	-\$54,384.00	0.00
45 00	FEDERAL PROGRAMS	\$0.00	\$0.00	\$79,490.44	\$79,490.44	-\$79,490.44	0.00
56 00	MISC REVENUE	\$0.00	\$0.00	\$21,168.27	\$21,168.27	-\$21,168.27	0.00
81	REVENUES	\$52,828,208.00	\$0.00	\$1,116,588.89	\$1,116,588.89	\$51,711,619.11	2.11

Income Statement

Income Statement

North Platte Public School District

Report Description: INCOME STATEMENT

Account Year: 25

Period Range: 01 - 01

Date Range: 09/02/2024 - 09/30/2024

Account	Account Description	Adjusted Budget	Encumbrance	Actual Period	Actual YTD	Available Balance	Percent
01	GENERAL FUND						
91	EXPENDITURES						
11 00	REGULAR INSTRUCTION	\$20,893,295.86	\$56,951.27	\$1,824,656.39	\$1,824,656.39	\$19,011,688.20	9.01
12 00	SPECIAL EDUCATION	\$5,886,378.00	\$50,384.53	\$515,192.28	\$515,192.28	\$5,320,801.19	9.61
13 00	SUMMER SCHOOL	\$73,516.00	\$0.00	\$0.00	\$0.00	\$73,516.00	0.00
21 00	PUPIL SUPPORT	\$2,934,689.00	\$46,395.77	\$282,401.31	\$282,401.31	\$2,605,891.92	11.20
22 00	STAFF SUPPORT	\$2,338,919.00	\$42,080.64	\$149,829.94	\$149,829.94	\$2,147,008.42	8.21
23 00	GENERAL ADMINISTRATION	\$1,411,088.00	\$0.00	\$182,495.49	\$182,495.49	\$1,228,592.51	12.93
24 00	SCHOOL ADMINISTRATION	\$3,269,049.20	\$2,307.81	\$281,855.74	\$281,855.74	\$2,984,885.65	8.69
25 00	BUSINESS SUPPORT	\$3,222,538.88	\$59,466.72	\$242,380.77	\$242,380.77	\$2,920,691.39	9.37
26 00	OPERATIONS/MAINTENANCE	\$5,588,609.83	\$73,396.02	\$456,404.76	\$456,404.76	\$5,058,809.05	9.48
27 00	TRANSPORTATION	\$725,565.00	\$8,930.70	\$20,053.15	\$20,053.15	\$696,581.15	3.99
33 00	COMMUNITY SERVICE	\$374,917.00	\$0.00	\$14,042.06	\$14,042.06	\$360,874.94	3.75
34 00	CATEGORICAL/PRIVATE GRANTS	\$0.00	\$0.00	\$42,846.00	\$42,846.00	-\$42,846.00	0.00
35 00	STATE CATEGORICAL PROGRAMS	\$313,973.00	\$26,747.47	\$31,868.27	\$31,868.27	\$255,357.26	18.67
40 00	UNOBLIGATED FUNDS	\$2,000,000.00	\$0.00	\$0.00	\$0.00	\$2,000,000.00	0.00
62 00	ESSA-TITLE	\$1,177,950.00	\$0.00	\$116,458.98	\$116,458.98	\$1,061,491.02	9.89
63 00	ESSA-TITLE II	\$160,009.00	\$0.00	\$73,337.97	\$73,337.97	\$86,671.03	45.83
64 00	IDEA	\$1,212,064.00	\$15,570.00	\$105,416.90	\$105,416.90	\$1,091,077.10	9.98
67 00	CARL PERKINS FUNDS	\$58,415.00	\$48,984.11	\$13,134.60	\$13,134.60	-\$3,703.71	106.34
69 00	FEDERAL SERV-CATEGORICAL	\$547,231.00	\$0.00	\$52,135.47	\$52,135.47	\$495,095.53	9.53
80 00	TRANSFERS	\$140,000.00	\$0.00	\$0.00	\$0.00	\$140,000.00	0.00
91	EXPENDITURES	\$52,328,207.77	\$431,215.04	\$4,404,510.08	\$4,404,510.08	-\$47,492,482.65	9.24
01	GENERAL FUND	\$500,000.23	-\$431,215.04	-\$3,287,921.19	-\$3,287,921.19	\$4,219,136.46	-743.83

Activity and Depreciation

Account Year: 25

Period Range: 00 - 01

		Begin Balance	Revenue	Expenditures	End Balance
02	DEPRECIATION FUND				
8001	HIGH SCHOOL	112,951.73	0.00	0.00	112,951.73
8002	ADAMS MIDDLE SCHOOL	80,883.11	0.00	665.00	80,218.11
8003	BUFFALO ELEMENTARY	8,125.43	0.00	0.00	8,125.43
8004	MADISON SCHOOL	157,008.63	0.00	2,585.00	154,423.63
8005	CODY ELEMENTARY	25,602.94	0.00	30.99	25,571.95
8006	JEFFERSON ELEMENTARY	0.00	0.00	0.00	0.00
8007	LINCOLN ELEMENTARY	37,509.76	0.00	0.00	37,509.76
8009	WASHINGTON ELEMENTARY	39,222.18	0.00	0.00	39,222.18
8010	MCDONALD ELEMENTARY	36,839.69	0.00	2,412.58	34,427.11
8011	EISENHOWER ELEMENTARY	29,127.27	0.00	0.00	29,127.27
8012	OSGOOD/LAKE ELEMENTARY	13,269.13	0.00	0.00	13,269.13
8013	SPED	0.00	0.00	0.00	0.00
8015	STUDENT LEAD TECHNOLOGY	461,050.60	0.00	0.00	461,050.60
8026	NURSING SERVICES	4,217.77	0.00	0.00	4,217.77
8028	ELEMENTARY LIBRARIES	22,863.51	0.00	0.00	22,863.51
8040	ELEMENTARY MUSIC	9,581.15	0.00	0.00	9,581.15
8041	ELEMENTARY PE	23,074.20	0.00	0.00	23,074.20
8051	NEW SERIES TEXTBOOKS	328,683.75	0.00	2,561.71	326,122.04
8052	TECHNOLOGY OFFICE	439,622.24	0.00	0.00	439,622.24
8055	REPLACEMENT TEXTBOOKS	101,496.49	0.00	0.00	101,496.49
8110	NPHS LIBRARY	3,470.58	0.00	0.00	3,470.58
8111	NPHS BAND	5,000.00	0.00	0.00	5,000.00
8230	MS BAND	7,500.00	0.00	0.00	7,500.00
8232	CENTRAL OFFICE	0.00	0.00	0.00	0.00
8233	CUSTODIAL/MAINTENANCE	152,110.45	0.00	0.00	152,110.45
8234	TEACHER COMPUTERS	46,210.44	0.00	0.00	46,210.44
8235	VEHICLE ACQUISITION	236,033.86	0.00	0.00	236,033.86
8240	TRACK	403,506.63	0.00	0.00	403,506.63
8241	TENNIS COURTS	247,532.00	0.00	0.00	247,532.00
8245	FOOTBALL FIELD	250,597.00	0.00	0.00	250,597.00
8250	ADAMS HVAC	-197,532.52	0.00	0.00	-197,532.52
8255	PLAYGROUNDS	-65,931.00	0.00	0.00	-65,931.00
8290	INTEREST	56,522.93	8,577.66	0.00	65,100.59
	Total Funds:	\$3,076,149.95	\$8,577.66	\$8,255.28	\$3,076,472.33
	Grand Total for All Funds:	\$3,076,149.95	\$8,577.66	\$8,255.28	\$3,076,472.33

Activity and Depreciation

Account Year: 25

Period Range: 00 - 01

		Begin Balance	Revenue	Expenditures	End Balance
03	EMPLOYEE BENEFIT FUND				
8600	NPPS BENEFITS	23,658.98	0.00	1,489.60	22,169.38
8610	EMPLOYEE BENEFITS-UNEMP COMP	3,862.90	0.00	0.00	3,862.90
8620	SECTION 125	116,267.88	0.00	0.00	116,267.88
	Total Funds:	\$143,789.76	\$0.00	\$1,489.60	\$142,300.16
	Grand Total for All Funds:	\$143,789.76	\$0.00	\$1,489.60	\$142,300.16

Account Year: 25

Period Range: 00 - 01

		Begin Balance	Revenue	Expenditures	End Balance
05	ACTIVITY FUND				
7001	FOOTBALL	0.00	12,958.50	2,764.01	10,194.49
7002	VOLLEYBALL	0.00	3,054.00	1,874.38	1,179.62
7003	SOFTBALL	0.00	682.00	4,344.52	-3,662.52
7004	UNIFIED BOWLING	0.00	0.00	0.00	0.00
7005	CROSS COUNTRY	0.00	2,334.00	100.00	2,234.00
7006	TENNIS	0.00	100.00	853.80	-753.80
7007	GOLF	0.00	700.00	730.00	-30.00
7008	BASKETBALL	0.00	0.00	945.00	-945.00
7009	SOCCER	0.00	0.00	0.00	0.00
7010	WRESTLING	0.00	0.00	0.00	0.00
7011	SWIMMING	0.00	0.00	0.00	0.00
7012	TRACK	0.00	0.00	0.00	0.00
7013	UNIFIED TRACK	0.00	0.00	0.00	0.00
7016	SPEECH	0.00	0.00	252.05	-252.05
7017	BASEBALL	0.00	0.00	0.00	0.00
7019	ACTIVITY TICKETS	-37,072.24	5,151.01	1,015.53	-32,936.76
7020	ACTIVITY OFFICE	-21,250.88	816.00	1,226.12	-21,661.00
7022	HIGH SCHOOL CONCESSIONS	-6,507.68	6,667.40	2,709.69	-2,549.97
7023	COACHES ASSOCIATION	3,205.14	0.00	0.00	3,205.14
7024	SUMMER WEIGHT PROGRAM	0.00	0.00	0.00	0.00
7030	ACTIVITY OFFICE FUNDRAISER	-11,963.28	0.00	788.00	-12,751.28
7031	FOOTBALL FUND RAISER	4,923.83	21,017.50	3,414.60	22,526.73
7032	VOLLEYBALL FUND RAISER	9,592.66	3,208.00	4,154.20	8,646.46
7033	WRESTLING FUND RAISER	5,284.15	0.00	0.00	5,284.15
7034	SOFTBALL FUND RAISER	3,885.47	1,538.20	1,309.72	4,113.95
7035	BOYS BBALL FUND RAISER	6,418.44	0.00	19.88	6,398.56
7036	GIRLS BBALL FUND RAISER	2,453.98	0.00	0.00	2,453.98
7037	SWIMMING FUND RAISER	1,128.26	0.00	0.00	1,128.26
7038	BOYS SOCCER FUND RAISER	5,836.03	0.00	0.00	5,836.03
7039	GIRLS SOCCER FUND RAISER	5,151.50	0.00	0.00	5,151.50
7040	BOYS TRACK FUND RAISER	2,943.91	0.00	0.00	2,943.91
7041	GIRLS TRACK FUND RAISER	1,044.22	0.00	0.00	1,044.22
7042	BOYS TENNIS FUND RAISER	3,131.01	772.00	584.75	3,318.26
7043	GIRLS TENNIS FUND RAISER	10,413.18	0.00	0.00	10,413.18
7044	BOYS GOLF FUND RAISER	1,010.27	0.00	0.00	1,010.27
7045	GIRLS GOLF FUND RAISER	578.47	0.00	389.15	189.32
7046	BIOLOGY FUND RAISER	1,474.19	0.00	0.00	1,474.19
7047	CREW FUND RAISER	194.38	0.00	0.00	194.38
7048	PROJECT SEARCH FUND RAISER	0.00	0.00	0.00	0.00
7049	TEAMMATES FUND RAISER	2,783.51	0.00	0.00	2,783.51
7050	UNIFIED BOWLING FUND RAISER	1,601.88	0.00	0.00	1,601.88
7051	POWER LIFTING FUND RAISER	2,100.32	1,015.00	0.00	3,115.32
7052	UNIFIED TRACK FUNDRAISER	3,623.41	0.00	0.00	3,623.41
7053	ESPORTS FUNDRAISER	854.11	0.00	0.00	854.11
7055	CC FUND RAISER	10,863.77	183.00	257.05	10,789.72
7056	SPEECH FUND RAISER	2,757.62	0.00	0.00	2,757.62
7057	BASEBALL FUNDRAISER	0.00	0.00	0.00	0.00
7060	CIRCLE OF FRIENDS	3,648.75	0.00	0.00	3,648.75
7090	BOOSTER CLUB	15,305.84	2,664.67	1,577.61	16,392.90
7100	MIDDLE SCHOOL CONCESSIONS	419.00	0.00	1,699.91	-1,280.91
7101	MIDDLE SCHOOL TICKET OFFICE	5,461.84	0.00	0.00	5,461.84
7102	MIDDLE SCHOOL ATHLETICS ADMINISTRATION	23,419.82	6,440.00	492.00	29,367.82
7120	MIDDLE SCHOOL FOOTBALL	59.34	0.00	3,424.00	-3,364.66
7121	MIDDLE SCHOOL WRESTLING	70.31	0.00	0.00	70.31
7122	MIDDLE SCHOOL VOLLEYBALL	4,614.53	0.00	0.00	4,614.53
7123	MIDDLE SCHOOL BOYS BB	9,347.62	0.00	780.00	8,567.62
7124	MIDDLE SCHOOL GIRLS BB	2,131.70	0.00	780.00	1,351.70
7125	MIDDLE SCHOOL TRACK	1,317.22	0.00	0.00	1,317.22
7126	MIDDLE SCHOOL CROSS COUNTRY	50.00	0.00	350.00	-300.00
7150	MIDDLE SCHOOL-FOOTBALL FUND RAISER	9,091.34	0.00	0.00	9,091.34
7151	MIDDLE SCHOOL WRESTLING FUND RAISER	1,199.42	0.00	0.00	1,199.42
7152	MIDDLE SCHOOL-VOLLEYBALL FUND RAISER	6,306.27	1,768.00	0.00	8,074.27

Account Year: 25

Period Range: 00 - 01

		Begin Balance	Revenue	Expenditures	End Balance
05	ACTIVITY FUND				
7153	MIDDLE SCHOOL-BOYS BB FUND RAISER	36.49	0.00	0.00	36.49
7154	MIDDLE SCHOOL-GIRLS BB FUND RAISER	8,275.49	0.00	0.00	8,275.49
7155	MIDDLE SCHOOL-TRACK FUND RAISER	10,798.00	0.00	0.00	10,798.00
7156	MIDDLE SCHOOL-CC FUNDRAISER	1,584.81	860.00	0.00	2,444.81
7157	MIDDLE SCHOOL-ROBOTIC	312.26	0.00	0.00	312.26
7200	VARSITY CHEERLEADERS	3,187.51	1,172.00	353.37	4,006.14
7201	HOMECOMING	-1,223.91	7,270.00	0.00	6,046.09
7202	PACERS	4,269.73	3,346.57	1,197.89	6,418.41
7203	FLAG CORP	1,312.11	0.00	0.00	1,312.11
7204	NPHS MUSICAL	59,638.17	0.00	0.00	59,638.17
7205	ADVANCED ACTING	8,697.27	1,145.01	2,059.08	7,783.20
7209	CLASS - FRESHMAN	0.50	0.00	0.00	0.50
7210	CLASS - SOPHMORE	-494.00	0.00	0.00	-494.00
7211	CLASS - JUNIOR	1,450.00	0.00	0.00	1,450.00
7212	CLASS - SENIOR	11,047.24	0.00	0.00	11,047.24
7226	ENVIRONMENTAL CLUB	638.95	0.00	0.00	638.95
7230	ART CLUB	2,030.19	100.00	0.00	2,130.19
7231	CRIME STOPPERS	0.00	0.00	0.00	0.00
7232	CLOSE UP	1,732.12	0.00	0.00	1,732.12
7233	DRAMA/ONE ACTS	-628.91	165.00	1,767.38	-2,231.29
7234	FBLA	841.70	0.00	0.00	841.70
7235	FCCLA	1,710.39	0.00	123.00	1,587.39
7236	YEARBOOK	2,572.97	0.00	0.00	2,572.97
7237	KEY CLUB	1,450.33	1,094.00	323.50	2,220.83
7238	UNUSED	0.00	0.00	0.00	0.00
7239	MOCK TRIAL	190.96	0.00	0.00	190.96
7240	NATL HONOR SOCIETY	5,565.82	0.00	0.00	5,565.82
7242	SKILLS USA	9,645.66	2,654.10	1,207.67	11,092.09
7243	STUDENT COUNCIL	4,117.27	2,109.81	0.00	6,227.08
7244	WORLD LANGUAGE CLUB	1,178.61	874.20	0.00	2,052.81
7245	FFA	121,495.38	740.00	2,903.04	119,332.34
7246	DUNGEONS AND DRAGONS	273.69	180.00	44.90	408.79
7250	VIDEO PRODUCTION	854.48	0.00	0.00	854.48
7260	GSA CLUB	444.47	0.00	0.00	444.47
7290	FEE SUPPORT	179.87	0.00	0.00	179.87
7300	COUNSELORS	2,873.42	0.00	0.00	2,873.42
7301	AP TESTING	1,202.75	0.00	0.00	1,202.75
7302	SCHOLARSHIP	15,944.19	0.00	0.00	15,944.19
7303	DUAL CREDIT - HIGH SCHOOL	249,191.68	710.00	1,969.99	247,931.69
7304	PRINCIPAL CONTINGENCY	15,460.63	23.77	1,149.51	14,334.89
7305	FACULTY	0.00	0.00	0.00	0.00
7306	RESTITUTION	50.00	0.00	0.00	50.00
7307	NPHS SCHOOL STORE (SPED)	3,036.18	0.00	0.00	3,036.18
7310	BAND UNIFORM FUND	0.00	0.00	0.00	0.00
7311	CHOIR ROBE FUND	172.81	0.00	0.00	172.81
7315	HIGH SCHOOL BOOK FINES	18,251.20	36.00	125.44	18,161.76
7316	LIBRARY FINES	3,856.23	274.41	121.72	4,008.92
7317	P.E. FINES	851.61	0.00	0.00	851.61
7320	ART SUPPLIES	12,593.61	473.06	0.00	13,066.67
7321	AUTO SHOP	4,983.06	702.77	330.26	5,355.57
7322	BAND	2,742.43	10.00	650.00	2,102.43
7323	BULLDOGGER	163.62	0.00	0.00	163.62
7324	DRAFTING	1,902.52	0.00	0.00	1,902.52
7325	ELECTRONICS	5,041.03	15.00	0.00	5,056.03
7326	FOODS	6,368.77	352.75	157.10	6,564.42
7327	ORCHESTRA	2,852.52	318.99	26.88	3,144.63
7328	VOCAL	2,849.77	321.06	0.00	3,170.83
7329	WELDING	1,179.88	294.88	136.25	1,338.51
7330	WOODS	2,581.23	109.64	0.00	2,690.87
7331	PHOTOGRAPHY CLASS	6,383.16	292.72	0.00	6,675.88
7332	FCS DESIGN	1,171.46	0.00	0.00	1,171.46
7400	ELEMENTARY BOOK FINES	8,533.07	16.65	0.00	8,549.72

Activity and Depreciation

Account Year: 25

Period Range: 00 - 01

		Begin Balance	Revenue	Expenditures	End Balance
05	ACTIVITY FUND				
7403	ELEMENTARY - BUFFALO	911.96	0.00	0.00	911.96
7404	MADISON	142.09	0.00	0.00	142.09
7405	ELEMENTARY - CODY	12,549.92	0.00	0.00	12,549.92
7406	ELEMENTARY - JEFFERSON	9,976.06	0.00	0.00	9,976.06
7407	ELEMENTARY - LINCOLN	12,941.69	0.00	145.59	12,796.10
7409	ELEMENTARY - WASHINGTON	32,489.76	114.01	0.00	32,603.77
7410	ELEMENTARY - MCDONALD	6,467.33	0.00	145.00	6,322.33
7411	ELEMENTARY - EISNEHOWER	3,241.97	280.00	0.00	3,521.97
7413	BUFFALO SOCIAL COMMITTEE	139.08	0.00	0.00	139.08
7420	ADAMS MIDDLE SCHOOL	9,678.67	166.17	150.15	9,694.69
7421	ADAMS - STUDENT COUNCIL	10,635.68	0.00	108.17	10,527.51
7422	ADAMS - JOURNALISM	5,926.11	0.00	0.00	5,926.11
7423	ADAMS - MUSIC/SWING CHOIR	576.06	0.00	349.00	227.06
7424	ADAMS-LIBRARY FINES	1,128.18	0.00	0.00	1,128.18
7425	MS SPEECH CLUB	600.29	0.00	0.00	600.29
7426	MS ENVIRONMENTAL CLUB	713.45	0.00	0.00	713.45
7427	MS STORE (SPED)	183.95	0.00	0.00	183.95
7428	ADAMS - BAND	2,490.58	4,291.76	88.34	6,694.00
7429	ADAMS-FACULTY COURTESY COMM	0.00	0.00	0.00	0.00
7430	MADISON MIDDLE SCHOOL	48,454.43	166.72	208.02	48,413.13
7431	MADISON - BAND/CHORUS	9,701.03	2,418.92	0.00	12,119.95
7432	MADISON - TENNIS COURTS	0.00	0.00	0.00	0.00
7433	MADISON - STUDENT COUNCIL	1,496.59	0.00	0.00	1,496.59
7442	ELEMENTARY ORCHESTRA	2,062.09	0.00	0.00	2,062.09
7445	ELEMENTARY - HALL	2,766.24	0.00	0.00	2,766.24
7454	ELEMENTARY - LAKE/OSGOOD	15,296.34	2,021.00	0.00	17,317.34
7460	ADAMS ART CLUB	1,643.46	0.00	0.00	1,643.46
7461	ADAMS CHESS CLUB	628.61	0.00	0.00	628.61
7462	ADAMS UNFIIED SCHOOLS	200.00	0.00	0.00	200.00
7480	TLC	3,361.18	0.00	0.00	3,361.18
7481	KIDS KLUB	93,304.43	200.00	0.00	93,504.43
7490	DISTRICT	9.32	0.00	135.69	-126.37
7491	MENTAL HEALTH	37.20	0.00	0.00	37.20
7802	MCKINLEY RENTALS	9,796.85	0.00	0.00	9,796.85
7803	RENTALS - ALL BUILDINGS	34,609.51	0.00	0.00	34,609.51
7852	CAMPS	1,345.15	0.00	0.00	1,345.15
7900	REVOLVING FUND	2,735.86	377.63	0.00	3,113.49
7910	INTEREST	13,640.03	0.00	0.00	13,640.03
7911	BUS/VAN DEPRECIATION	21,626.22	0.00	9,948.50	11,677.72
7913	CHROMEBOOK INS	39,939.32	2,297.63	0.00	42,236.95
7914	VERIZON TOWER RENTAL	107,074.22	1,522.66	11,354.50	97,242.38
7915	TECHNOLOGY	70,043.55	625.97	3,748.89	66,920.63
7916	TUITION WAIVERS	285.60	0.00	0.00	285.60
7917	MAINTENANCE	44,602.83	210.00	19,897.00	24,915.83
7918	SPECIAL OLYMPICS	9,885.23	750.00	0.00	10,635.23
7920	CENTRAL OFFICE	8,712.32	0.00	0.00	8,712.32
7928	BAUER FIELD SIGNS	6,915.42	0.00	0.00	6,915.42
7929	SCHOOL/COMMUNITY PARTNERSHIP	650.00	0.00	0.00	650.00
7930	BELOW 5	19.90	0.00	0.00	19.90
	Total Funds:	\$1,393,960.84	\$112,174.14	\$97,761.80	\$1,408,373.18
	Grand Total for All Funds:	\$1,393,960.84	\$112,174.14	\$97,761.80	\$1,408,373.18

Report Description: Month End Report 10

Account Year: 25

Period Range: 01 - 01

Date Range: 09/02/2024 - 09/30/2024

Account	Account Description	Adjusted Budget	Encumbrance	Actual Period	Actual YTD	Available Balance	Percent
81 REVENUES							
25-06-1510-000-000-100	INVESTMENT INCOME (FS)	1,000.00	0.00	99.20	99.20	900.80	9.92
000		\$1,000.00	\$0.00	\$99.20	\$99.20	\$900.80	9.92
15 00 INVESTMENT INCOME		\$1,000.00	\$0.00	\$99.20	\$99.20	\$900.80	9.92
25-06-1611-000-000-100	DAILY SALES-SCHOOL LUNCH PROGRAM	450,000.00	0.00	350.00	350.00	449,650.00	0.08
25-06-1612-000-000-100	DAILY SALES-SCHOOL BREAKFAST	150,000.00	0.00	9,251.30	9,251.30	140,748.70	6.17
25-06-1614-000-000-100	DAILY SALES-AFTER SCHOOL PROGRAM	0.00	0.00	1,646.70	1,646.70	-1,646.70	0.00
25-06-1620-000-000-100	DAILY SALES NON REIMBURSEABLE	246,000.00	0.00	6,279.83	6,279.83	239,720.17	2.55
000		\$846,000.00	\$0.00	\$17,527.83	\$17,527.83	\$828,472.17	2.07
16 00 LOCAL REVENUE		\$846,000.00	\$0.00	\$17,527.83	\$17,527.83	\$828,472.17	2.07
25-06-3150-000-000-100	(3150) STATE REVENUE (FS)	15,000.00	0.00	0.00	0.00	15,000.00	0.00
000		\$15,000.00	\$0.00	\$0.00	\$0.00	\$15,000.00	0.00
31 00 STATE RECEIPTS		\$15,000.00	\$0.00	\$0.00	\$0.00	\$15,000.00	0.00
25-06-4210-000-000-100	FEDERAL REVENUE: OTHER	150,000.00	0.00	0.00	0.00	150,000.00	0.00
25-06-4210-000-040-100	FED REVENUE: SECTION 4 FY	325,000.00	0.00	14,657.28	14,657.28	310,342.72	4.51
25-06-4210-000-041-100	FED REVENUE:SNACK FY	35,000.00	0.00	2,413.28	2,413.28	32,586.72	6.90
25-06-4210-000-042-100	FED REVENUE:SECTION 4 6CENT FY	35,000.00	0.00	2,998.08	2,998.08	32,001.92	8.57
25-06-4210-000-043-100	FED REVENUE: SECTION 11 FY	1,000,000.00	0.00	97,366.77	97,366.77	902,633.23	9.74
25-06-4210-000-044-100	FED REVENUE: BREAKFAST	600,000.00	0.00	63,320.62	63,320.62	536,679.38	10.55
000		\$2,145,000.00	\$0.00	\$180,756.03	\$180,756.03	\$1,964,243.97	8.43
42 00 FEDERAL REVENUE		\$2,145,000.00	\$0.00	\$180,756.03	\$180,756.03	\$1,964,243.97	8.43
25-06-5690-000-000-100	NON PROGRAM RECEIPTS (FS)	35,000.00	0.00	1,094.82	1,094.82	33,905.18	3.13
25-06-5690-000-000-110	NON PROGRAM RECEIPTS-vending	6,000.00	0.00	908.85	908.85	5,091.15	15.15
000		\$41,000.00	\$0.00	\$2,003.67	\$2,003.67	\$38,996.33	4.89
56 00 MISC REVENUE		\$41,000.00	\$0.00	\$2,003.67	\$2,003.67	\$38,996.33	4.89
81 REVENUES		\$3,048,000.00	\$0.00	\$200,386.73	\$200,386.73	\$2,847,613.27	6.57

Report Description: Month End Report 10

Account Year: 25

Period Range: 01 - 01

Date Range: 09/02/2024 - 09/30/2024

Account	Account Description	Adjusted Budget	Encumbrance	Actual Period	Actual YTD	Available Balance	Percent
91 EXPENDITURES							
25-06-3100-110-005-100	PARAPROFESSIONALS-CNP-CODY	8,864.00	0.00	890.48	890.48	7,973.52	10.05
25-06-3100-110-006-100	PARAPROFESSIONALS-CNP-JEFFERSON	9,470.00	0.00	844.80	844.80	8,625.20	8.92
25-06-3100-110-007-100	PARAPROFESSIONALS-CNP-LINCOLN	12,495.00	0.00	1,246.72	1,246.72	11,248.28	9.98
25-06-3100-110-009-100	PARAPROFESSIONALS-CNP-WASHINGTON	12,176.00	0.00	1,069.59	1,069.59	11,106.41	8.78
25-06-3100-110-010-100	PARAPROFESSIONALS-CNP-MCDONALD	12,083.00	0.00	1,134.67	1,134.67	10,948.33	9.39
25-06-3100-110-011-100	PARAPROFESSIONALS-CNP-EISENHOWER	41,385.00	0.00	895.54	895.54	40,489.46	2.16
25-06-3100-110-016-100	PARAPROFESSIONALS-CNP-LAKE MALONEY	10,257.00	0.00	777.10	777.10	9,479.90	7.58
110 CLERICAL_BUSDRIERS		\$106,730.00	\$0.00	\$6,858.90	\$6,858.90	\$99,871.10	6.43
25-06-3100-210-009-100	HEALTH CARE-CNP-WASHINGTON	5,741.00	0.00	432.27	432.27	5,308.73	7.53
25-06-3100-210-010-100	HEALTH CARE-CNP-MCDONALD	3,843.00	0.00	412.44	412.44	3,430.56	10.73
25-06-3100-210-016-100	HEALTH CARE-CNP-LAKE MALONEY	4,784.00	0.00	360.22	360.22	4,423.78	7.53
210 HEALTH CARE NON-INSTRUCIONAL		\$14,368.00	\$0.00	\$1,204.93	\$1,204.93	\$13,163.07	8.39
25-06-3100-220-000-100	FICA-SCHOOL NUTRITION	12,002.00	0.00	0.00	0.00	12,002.00	0.00
25-06-3100-220-005-100	FICA-CNP-CODY	0.00	0.00	68.12	68.12	-68.12	0.00
25-06-3100-220-006-100	FICA-CNP-JEFFERSON	724.00	0.00	64.62	64.62	659.38	8.93
25-06-3100-220-007-100	FICA-CNP-LINCOLN	956.00	0.00	95.37	95.37	860.63	9.98
25-06-3100-220-009-100	FICA-CNP-WASHINGTON	932.00	0.00	81.08	81.08	850.92	8.70
25-06-3100-220-010-100	FICA-CNP-WASHINGTON	924.00	0.00	81.01	81.01	842.99	8.77
25-06-3100-220-011-100	FICA-CNP-EISENHOWER	0.00	0.00	68.51	68.51	-68.51	0.00
25-06-3100-220-016-100	FICA-CNP-LAKE MALONEY	785.00	0.00	59.45	59.45	725.55	7.57
220 FICA NON INSTRUCTIONAL		\$16,323.00	\$0.00	\$518.16	\$518.16	\$15,804.84	3.17
25-06-3100-230-005-100	RETIREMENT-CNP-CODY	0.00	0.00	87.96	87.96	-87.96	0.00
25-06-3100-230-006-100	RETIREMENT-CNP-JEFFERSON	935.00	0.00	83.45	83.45	851.55	8.93
25-06-3100-230-007-100	RETIREMENT-CNP-LINCOLN	1,234.00	0.00	123.14	123.14	1,110.86	9.98
25-06-3100-230-009-100	RETIREMENT-CNP-WASHINGTON	1,203.00	0.00	105.66	105.66	1,097.34	8.78
25-06-3100-230-010-100	RETIREMENT-CNP-MCDONALD	1,194.00	0.00	112.08	112.08	1,081.92	9.39
25-06-3100-230-011-100	RETIREMENT-CNP-EISENHOWER	0.00	0.00	88.46	88.46	-88.46	0.00
25-06-3100-230-016-100	RETIREMENT-CNP-LAKE MALONEY	1,013.00	0.00	76.76	76.76	936.24	7.58
230 RETIREMENT NON INSTRUCTIONAL		\$5,579.00	\$0.00	\$677.51	\$677.51	\$4,901.49	12.14
25-06-3100-570-000-100	CONTRACTED SERVICES (SODEXO)	2,900,000.00	0.00	211,727.93	211,727.93	2,688,272.07	7.30
570 FOOD SERVICE MANAGEMENT		\$2,900,000.00	\$0.00	\$211,727.93	\$211,727.93	\$2,688,272.07	7.30
25-06-3100-610-000-110	SUPPLIES-MM	5,000.00	0.00	0.00	0.00	5,000.00	0.00
610 GENERAL SUPPLIES		\$5,000.00	\$0.00	\$0.00	\$0.00	\$5,000.00	0.00
25-06-3100-733-000-100	EQUIPMENT/REPAIRS-CNP	0.00	3,034.99	3,034.99	3,034.99	-6,069.98	0.00
733 FURNITURE AND FIXTURS		\$0.00	\$3,034.99	\$3,034.99	\$3,034.99	-\$6,069.98	0.00
31 00		\$3,048,000.00	\$3,034.99	\$224,022.42	\$224,022.42	\$2,820,942.59	7.45
91 EXPENDITURES		\$3,048,000.00	\$3,034.99	\$224,022.42	\$224,022.42	-\$2,820,942.59	7.45
06 NUTRITION FUND		\$0.00	-\$3,034.99	-\$23,635.69	-\$23,635.69	\$26,670.68	0.00

Balance Sheet Summary

Account Year: 25 Fund Range: 07 - 07 Account Period: 01 Period End: 09/30/2024

Account	Account Description	Beginning Balance	Current Balance	YTD Balance	Ending Balance
Fund 07	BOND FUND				
25-07-0001-013-000-000	CASH-OPERATING-BOND FUND	28,182.08	0.00	0.00	28,182.08
25-07-0001-016-000-000	CASH ON DEPOSIT-COUNTY TREASURER	0.00	0.00	0.00	0.00
25-07-0001-031-000-000	DUE FROM/TO GENERAL FUND	0.00	0.00	0.00	0.00
Total Assets:		\$28,182.08	\$0.00	\$0.00	\$28,182.08

Balance Sheet Summary

Account Year: 25 Fund Range: 07 - 07 Account Period: 01 Period End: 09/30/2024

Account	Account Description	Beginning Balance	Current Balance	YTD Balance	Ending Balance
Fund 07	BOND FUND				
25-07-0001-040-000-000	ACCOUNTS PAYABLE-BOND FUND	0.00	0.00	0.00	0.00
25-07-0001-071-000-000	DUE TO/FROM GENERAL	0.00	0.00	0.00	0.00
Total Liabilities:					
25-07-0006-080-000-001	FUND BALANCE-NPHS BONDS	0.00	0.00	0.00	0.00
25-07-0008-080-000-016	FUND BALANCE-LAKE MALONEY BONDS	0.00	0.00	0.00	0.00
25-07-0001-905-000-000	UNRESERVED FUND BALANCE	28,182.08	0.00	0.00	28,182.08
25-07-0001-915-000-000	REVENUE CONTROL	0.00	0.00	0.00	0.00
25-07-0001-925-000-000	EXPENDITURE CONTROL	0.00	0.00	0.00	0.00
Total Equity:		\$28,182.08	\$0.00	\$0.00	\$28,182.08
25-07-0001-900-000-000	BUDGETED FUND BALANCE	0.00	0.00	0.00	0.00
25-07-0001-910-000-000	ESTIMATED REVENUE-BOND FUND	0.00	0.00	0.00	0.00
25-07-0001-920-000-000	APPROPRIATIONS	0.00	0.00	0.00	0.00
25-07-0001-930-000-000	ENCUMBRANCE CONTROL	0.00	0.00	0.00	0.00
25-07-0001-935-000-000	RESERVE FOR EXCUMBRANCE	0.00	0.00	0.00	0.00
2507-0000-000000000	RESERVE FOR ENCUMBRANCE	0.00	0.00	0.00	0.00
Total Controls:					
Total Equity and Controls:		\$28,182.08	\$0.00	\$0.00	\$28,182.08
Total Liabilities, Equity and Controls:		\$28,182.08	\$0.00	\$0.00	\$28,182.08

Fund is in balance 0.00

Report Description: Month End Report 13 Account Year: 25 Account Periods: 01 - 01 PY Account Periods: 01 - 01 Dates: 09/02/2024 - 09/30/2024

Account	Prev1 YTD Exp	YTD Adj Bud	Period Expended	YTD Actual	Avail Balance	PCT
Account Description						
25-08-0001-013-000-000 CASH-NLNB-BUILDING	-296,640.75	0.00	666,798.90	684,073.61	684,073.61	0.00
25-08-0001-016-000-000 CASH ON DEPOSIT-COUNTY TREASURER	-33,957.27	0.00	208,987.72	0.00	0.00	0.00
01 ASSETS	-330,598.02	0.00	875,786.62	684,073.61	684,073.61	0.00
25-08-0001-000-000-000 UNRESERVED FUND BALANCE	0.00	0.00	276,626.27	9,000.00	9,000.00	0.00
25-08-0001-900-000-000 RESERVED FUND BALANCE	-380,161.00	0.00	0.00	-527,317.00	-527,317.00	0.00
25-08-0001-905-000-000 UNRESERVED FUND BALANCE	459,339.28	0.00	-276,626.27	182,713.01	182,713.01	0.00
03 EQUITY	79,178.28	0.00	0.00	-335,603.99	-335,603.99	0.00
000 DISTRICT WIDE	-251,419.74	0.00	875,786.62	348,469.62	348,469.62	0.00
25-08-4998-000-000-015 REVENUE-ESSERS III	0.00	-503,500.00	0.00	0.00	-503,500.00	-100.00
81 REVENUES	0.00	-503,500.00	0.00	0.00	-503,500.00	-100.00
25-08-6998-340-010-015 CONTRACTED SERVICES-ESSERS III	0.00	340,000.00	0.00	0.00	340,000.00	-100.00
25-08-6998-720-010-015 BUILDING IMPROVEMENTS-ESSERS III	-162,092.49	0.00	0.00	0.00	0.00	0.00
25-08-6998-720-011-015 BUILDING IMPROVEMENTS-ESSERSIII (IKE)	0.00	0.00	-319,758.60	-319,758.60	-319,758.60	0.00
91 EXPENDITURES	-162,092.49	340,000.00	-319,758.60	-319,758.60	20,241.40	-100.00
015 NON-PUBLIC_MCKINLEY	-162,092.49	-163,500.00	-319,758.60	-319,758.60	-483,258.60	-200.00
25-08-1100-000-000-100 (1110) PROPERTY TAXES-BUILDING FUND	33,957.23	-750,000.00	0.00	0.00	-750,000.00	-100.00
25-08-1115-000-000-100 CARLINE TAXES	0.00	-2,000.00	0.00	0.00	-2,000.00	-100.00
25-08-3130-000-000-100 HOMESTEAD EXEMPTION	0.00	44,156.00	0.00	0.00	44,156.00	-100.00
25-08-3180-000-000-100 PRO-RATA MOTOR VEHICLE	0.00	-1,500.00	0.00	0.00	-1,500.00	-100.00
81 REVENUES	33,957.23	-709,344.00	0.00	0.00	-709,344.00	-400.00
25-08-2620-340-011-100 CONTRACT SERVICES-EISENHOWER	0.00	0.00	-33,757.28	-33,757.28	-33,757.28	0.00
25-08-2620-720-001-100 BUILDING IMPROVEMENT-NPHS	0.00	0.00	-467,451.45	-467,451.45	-467,451.45	0.00
25-08-2620-720-032-100 BUILDING IMPROVEMENTS-DISTRICT	-606.00	1,400,161.00	-606.00	-606.00	1,399,555.00	-100.04
91 EXPENDITURES	-606.00	1,400,161.00	-501,814.73	-501,814.73	898,346.27	-100.04
100 DISTRICT	33,351.23	690,817.00	-501,814.73	-501,814.73	189,002.27	-500.04

Report Description: Month End Report 13 Account Year: 25 Account Periods: 01 - 01 PY Account Periods: 01 - 01 Dates: 09/02/2024 - 09/30/2024

Account	Prev1 YTD Exp	YTD Adj Bud	Period Expended	YTD Actual	Avail Balance	PCT
Account Description						
25-08-3552-720-000-101 BUILDING IMPROVMENTS-SCHOOL SAFETY	0.00	0.00	-54,213.29	-54,213.29	-54,213.29	0.00
91 EXPENDITURES	0.00	0.00	-54,213.29	-54,213.29	-54,213.29	0.00
101	0.00	0.00	-54,213.29	-54,213.29	-54,213.29	0.00
08 SPECIAL BUILDING FUND	-380,161.00	527,317.00	0.00	-527,317.00	0.00	-700.04

Report Description: Month End Report 14 Account Year: 25 Account Periods: 01 - 01 PY Account Periods: 01 - 01 Dates: 09/02/2024 - 09/30/2024

Account	Prev1 YTD Exp	YTD Adj Bud	Period Expended	YTD Actual	Avail Balance	PCT
Account Description						
25-09-0001-013-000-000 CASH-NLNB-QCPUF	-1,021,759.77	0.00	-281,286.48	-1,087,146.16	-1,087,146.16	0.00
25-09-0001-016-000-000 CASH ON DEPOSIT-COUNTY TREASURER	-43,236.94	0.00	281,286.48	0.00	0.00	0.00
25-09-0001-031-000-000 DUE FROM/TO GENERAL FUND	18,543.38	0.00	0.00	0.00	0.00	0.00
01 ASSETS	-1,046,453.33	0.00	0.00	-1,087,146.16	-1,087,146.16	0.00
25-09-0001-900-000-000 RESERVED FUND BALANCE	3,689.00	0.00	0.00	-997,659.00	-997,659.00	0.00
25-09-0001-905-000-000 UNRESERVED FUND BALANCE	1,021,759.71	0.00	0.00	1,087,146.16	1,087,146.16	0.00
03 EQUITY	1,025,448.71	0.00	0.00	89,487.16	89,487.16	0.00
25-09-1100-000-000-000 PROPERTY TAXES-QCPUF	43,237.00	-261,224.00	0.00	0.00	-261,224.00	-100.00
81 REVENUES	43,237.00	-261,224.00	0.00	0.00	-261,224.00	-100.00
25-09-4500-340-000-000 CONTRACTED SERVICES	-18,543.38	0.00	0.00	0.00	0.00	0.00
25-09-4500-720-000-000 BUILDING REPAIR AND MAINTENANCE	0.00	250,000.00	0.00	0.00	250,000.00	-100.00
25-09-5000-830-000-000 DUES AND FEES-PAYING AGENT	0.00	400.00	0.00	0.00	400.00	-100.00
25-09-5000-831-000-000 PRINCIPAL COSTS	0.00	995,000.00	0.00	0.00	995,000.00	-100.00
25-09-5000-832-000-000 DEBT SERVICE INTEREST	0.00	13,483.00	0.00	0.00	13,483.00	-100.00
91 EXPENDITURES	-18,543.38	1,258,883.00	0.00	0.00	1,258,883.00	-400.00
09 QCPUF	3,689.00	997,659.00	0.00	-997,659.00	0.00	-500.00

Report Description: REPORT BY PROGRAM Account Year: 25 Account Periods: 01 - 01 PY Account Periods: 01 - 01 Dates: 09/02/2024 - 09/30/2024

Account	Prev1 YTD Exp	YTD Adj Bud	Period Expended	YTD Actual	Avail Balance	PCT
Account Description						
25-10-0001-013-000-000 CASH-NLNB-COOPERATING	-12,717.05	0.00	-1,000.00	-17,893.62	-17,893.62	0.00
01 ASSETS	-12,717.05	0.00	-1,000.00	-17,893.62	-17,893.62	0.00
25-10-0001-905-000-000 FUND BALANCE-UNRESERVED	12,956.99	0.00	0.00	16,893.62	16,893.62	0.00
03 EQUITY	12,956.99	0.00	0.00	16,893.62	16,893.62	0.00
25-10-5690-000-000-000 NON-PROGRAM RECEIPTS	2,369.22	-100,000.00	1,000.00	1,000.00	-99,000.00	-101.00
81 REVENUES	2,369.22	-100,000.00	1,000.00	1,000.00	-99,000.00	-101.00
25-10-1190-490-000-003 WATER-BUFFALO	-120.11	0.00	0.00	0.00	0.00	0.00
25-10-1190-490-000-012 WATER-OSGOOD	-163.74	0.00	0.00	0.00	0.00	0.00
25-10-1190-890-000-003 ELECTRICITY-BUFFALO	-1,391.61	0.00	0.00	0.00	0.00	0.00
25-10-1190-890-000-012 ELECTRICITY-OSGOOD	-933.70	0.00	0.00	0.00	0.00	0.00
25-10-6210-580-000-000 PROF DEV-ESU FUNDS	0.00	100,000.00	0.00	0.00	100,000.00	-100.00
91 EXPENDITURES	-2,609.16	100,000.00	0.00	0.00	100,000.00	-100.00
10 COOPERATING FUND	0.00	0.00	0.00	0.00	0.00	-201.00



2009

Public Participation at Board Meetings

The board of education shall conduct its meetings in accordance with the Nebraska Open Meetings Act.

The board shall make reasonable efforts to accommodate the public's right to hear the discussions and testimony presented at its meetings. The board shall make available at the meeting, for examination and copying by members of the public, at least one copy of all reproducible written material to be discussed in open session of the meeting.

The board is not required to allow citizens to speak at each meeting, but it will provide the opportunity for public participation at least four times per year. The board may make and enforce reasonable rules and regulations regarding the conduct of persons attending, speaking at, videotaping, photographing, or recording its meetings.

The board shall not require members of the public to identify themselves as a condition for admission to the meeting, nor shall such body require that the name of any member of the public be placed on the agenda prior to such meeting in order to speak about items on the agenda. However, the board shall require members of the public desiring to address the board to identify themselves, including an address and the name of any organization represented by such person unless the address requirement is waived to protect the security of the individual.

Adopted on: October 12, 2020

Effective on: August 10, 2021

Revised on: January 10, 2022

September 6, 2024

Mrs. Jo Ann Lundgreen
North Platte Public Schools Board of Education
301 West F Street
North Platte, NE 69101

Dear President Lundgreen,

The North Platte Education Association requests that the school board of North Platte Public Schools take action to recognize the North Platte Education Association as the exclusive bargaining agent for the district's non-supervisory certificated staff for the 2026-2027 contract year.

Please direct your response to the undersigned.

Sincerely,

A handwritten signature in black ink that reads "Jacqueline Mraz". The signature is written in a cursive style with a large initial "J" and a long, sweeping underline.

Jacqueline Mraz
Lead Negotiator
North Platte Education Association

**NORTH PLATTE PUBLIC SCHOOLS
NORTH PLATTE, NEBRASKA**

**NORTH PLATTE BOARD OF EDUCATION
and
North Platte Education Association - Para-Educators**

**2024-2025
2025-2026
Negotiated Agreement**

THIS AGREEMENT IS MADE AND ENTERED INTO effect October 15, 2024, by and between the Board of Education of the Lincoln County School District 56-0001 a.k.a North Platte Public School District (hereinafter referred to as the "Board" or "District" or "School District" as the context may require) and the North Platte Education Association - ParaEducators (hereinafter referred to as the "Association").

A. **Recognition:** The Board recognizes the Association as the exclusive and sole collective bargaining representative for all Para-Educators employed by the District.

B. **Association Use of District Property:** The Para-Educators shall be allowed the use of the school buildings for meetings providing that such use does not result in unscheduled maintenance costs, in which case an appropriate fee for that use will be negotiated between the parties of this Agreement. The Association shall be allowed the use of school equipment including computers, printers, copy machines, audio-visual equipment, and standard office equipment subject to School District policies governing the use of such equipment and systems provided that the Board may assess the Association a reasonable fee for expendable supplies consumed during such use. The Association shall be allowed to make reasonable use of the school's communication system, including Para-Educator's school mailboxes/mail system, intercom, school bulletins, email, etc subject to School District policies governing the use of such equipment and systems. Such use shall not cause unnecessary interruption of the education program of the school.

C. Compensation:

- a. Para-Educator Hourly Rate Pay Scale: Para-Educators are non-exempt, hourly "at-will" employees and shall be compensated on the basis of the Para-Educator Hourly Rate Pay Scale set forth in the Classified Employee Handbook and incorporated herein by this reference.
 - i. Para-Educators will receive a \$2.00 increase per the para educator schedule in 2024-2025 school year.
 - ii. Para-Educators will receive a \$0.50 increase on the schedule and a step movement to the next level for the 2025-2026.
 - iii. Para Educators on Level 13 will receive a \$0.75 increase on the schedule the 2025-2026 school years
- b. Initial Placement on the Para-Educator Hourly Rate Pay Scale: Initial placement on the ParaEducator Hourly Rate Pay Scale shall be determined as follows:
 - i. Prior Experience as Teacher or Para-Educator: For each year of full time experience as a Para-Educator or certificated teacher documented and accepted by the District, a newly hired Para-Educator shall be credited with one level above the Entry Level Stage on the Para-Educator Hourly Rate Pay Scale. Part-time experience will be equivalent to 1/2 credit of full time experience.

- ii. Educational Attainment: A newly hired Para-Educator or a currently employed Para-Educator attaining additional education shall be credited levels on the ParaEducator Hourly Rate Pay Scale as follows:
 - iii. An Associate's degree or 60 hours of college credit will be granted a one-time advancement of three levels for educational attainment on the Para-Educator Hourly Rate Pay Scale.
 - iv. A Bachelor's degree will equate to a one-time advancement of four levels for educational attainment on the Para-Educator Hourly Rate Pay Scale. If a Para-Educator was previously granted three (3) additional levels for Associate's Degree or 60 hours, the Bachelor's Degree will be limited to four (4) levels.
 - v. The maximum initial placement will be step 10.
 - vi. Category of Assignment: The Para-Educator Hourly Rate Pay Scale (Appendix J in Classified Handbook) shall differentiate between categories of assignments providing hourly rate compensation levels in Category 1, 2, and 3.
- c. **Certified Para-Educator:** A certified Para-Educator is a Para-Educator that holds a teaching certificate or local sub certificate, but is currently working under the Para-Educator agreement. When a building administrator needs a substitute teacher and all options have been exhausted, the administration can request the certified para educator to teach. The Certified para educator may only sub-teach in their assigned building. No long term subbing would be permitted/approved. They will then be paid under the NPPSD substitute teaching handbook. Certified para-educator will be paid at the prorated hourly rate of a substitute. Any para-educator paid greater than prorated hourly rate of a substitute would stay clocked in at their regular rate, certified Para Educators will stay clocked in over their lunch hour.
- d. **Training:**
- i. Para Educators are to report to their assigned school the day before students begin.
 - ii. Para Educators have the option to work the day after the student's final day.
 - iii. Para Educators shall be compensated on the basis of the Para- Educator Hourly Rate pay scale set forth in the Para-Educator Agreement for any required Para training before or after their assigned time, as needed, to complete the training in the allotted time allowed. Per District Approved training. Para-Educators must utilize the district's time management system to clock in and out for trainings. Para Educators unable to complete online training during their regular work hours may complete training after their regular work hours, but the staff will be authorized so many hours and a certification must be turned in for verification.
- e. **Holiday Pay:** Classified staff scheduled full time, (six (6) hours per day or more) will receive three (3) paid holidays per year. The following is the paid holiday; Labor Day, Thanksgiving and Christmas. Payments are based on the

Paraeducator or employees regular hourly rate for hours worked per regular work day. A work day will be defined as the paraeducators hourly classification.

- f. Para-Educators who work 20 hours or greater will receive a \$20,000 term life insurance policy.
- g. **Pandemic:** In the event of the temporary closure, due to a pandemic, of the District, the Superintendent or Superintendent's designee is hereby authorized to pay the District's hourly and/or non-exempt employees in an amount that the Superintendent or Superintendent's designee deems fair and reasonable, but not to exceed such employee's customary and regular pay during the temporary closure. If the District operations continue to be closed after the designated time, then the Board of Education shall reconvene and determine what authority, if any, the Superintendent or Superintendent's designee has to continue paying the District's hourly and/or non-exempt employees during the closure. Nothing in this Resolution shall prevent the Superintendent or Superintendent's designee from assigning hourly and/or non-exempt employees to work or perform services and be compensated for such services. This does not apply to normal closures such as snow days.
 - i. Hourly and/or non-exempt employees shall receive equipment from the District during the closure, to complete all services that are required during the temporary and/or longer designated time.

D. Leaves

- a. A day will be defined as the Para-educator hourly classification (This is based on the district designated hours worked). NPPS acknowledges only 7.5, 7.0 and 3.5 working hours for leave. For Example, a para-Educator classified a 7.5 hour para will earn 7.5 hours of sick leave per month, and a para-educator classified as 3.5 hours per day will earn 3.5 hours of sick leave per month.
- b. **Sick Leave:** Para-Educators will earn sick leave at the rate of one day per month of service provided that the Para-Educator works twenty-five (25) hours of service per month. A day will be defined as-the number of hours they are classified to work.
 - i. All sick leave needs to be used during the active school year (August - May).
- c. Sick leave hours shall be accumulated to a maximum of 600 hours. All current accumulated sick leave hours will continue with this Agreement. Sick leave may be used for medical appointments, illness, accidents or injury to the employee, spouse, children and their spouses, parent, step-parent, parent-in-law, grandparents, siblings, grandchildren, and individuals living in the same household as the Para-Educator. When an employee leaves work due to stated sick leave, leave must taken in ½ hour increments before returning to work.
- d. Sick Leave Incentive Program: Employees will receive a sick leave benefit if the following conditions are met: 1. The employee is at least fifty-five (55) years of

age as of September 1 of the school year in which the employee resigns ("resignation year"); for example, this will be September 1, 2024 for the 2024-2025 school year. 2. The employee has completed 15 or more consecutive years of credited service to the North Platte Public Schools District ("District") as of the conclusion of the resignation year (credited service mean continuous employment with the District as a para-educator). The employee will be paid their accumulated sick leave in January of the following year of their resignation according to the following formula: (Hourly rate x (total sick leave hours x 40%)).

- e. **Bereavement Leave:** Up to five work days of paid bereavement leave shall be granted for absence from work due to death of the following: spouse, children and their spouses, parent, step-parent, parent-in-law, step children, siblings, and individuals living in the same household as the Para-Educator. Up to 16 hours, at regular time rate for hours assigned daily, may be granted for the death of the following: brother/sister in law, grandparent, niece, nephew, aunt, and uncle. In addition, the equivalent of one work day of bereavement leave will be granted for the death of a friend. All bereavement leave can be taken in a minimum of two hour increments.
- f. **Paid Time Off Personal Leave (PTO):** All Para-Educators will receive 3 days of paid time off in 2024-2025 and 4 days in 2025-2026. A day will be defined as-the number of hours they are classified to work.
 - i. Any unused PTO will be rolled over to the following year. Para-Educator can accumulate twice their yearly allocation of PTO. Upon termination of employment with official resignation, PTO would be paid in July to staff member.
 - ii. Para-Educators hired after March 1st will not receive paid time off until July 1 of that same year. Paid Time Off must be used in no smaller than 1/2 hour increments.
 - iii. All PTO time needs to be used during the active School year (August-May).
- g. Hourly staff not required to report on weather related days will have the option to work the first PLC day after the weather related absence (only) to make up for lost hours or the option of using Personal Time Off (PTO). A day will be defined as the total number of hours that is regularly scheduled. Building Secretaries must be notified within 24 hours after snow day(s) are called that staff are choosing to use their Personal Time Off (PTO)
- h. Para-Educators hired after March 1st will not receive personal leave until July 1 of that same year. Sick leave will accrue as appropriate to the position.
 - i. Association Leave: The Officers of the Association shall be granted an aggregate of two days per year to be used to attend meetings sponsored by the local, state or national Education Association.

E. Grievance Procedure:

Employee grievances or complaints shall be addressed through the administrative chain of command following the process set forth in board policy or Classified Handbook Policy No. 4240.

The purpose of this grievance procedure is to secure, at the lowest possible level, equitable solutions to the problems that may from time to time arise concerning the interpretation, application, or meaning of the terms and conditions of employment set forth in this Negotiated Agreement. An underlying principle of the grievance procedure is to ensure fair and equitable treatment to the district's employees.

a. Definitions:

- i. Grievance: A grievance is defined as any claim or complaint relative to a purported violation of the terms and conditions of employment set forth in this Negotiated Agreement.
- ii. Grievant: Para-Educator, group of Para-Educators, or the Association making the claim. Any employee has the right to have a representative of their choice at any step of the grievance procedure.
- iii. Time Limits: All time limits shall consist of Para-Educator working days except when a grievance is submitted after the end of the school year; the time limits shall consist of all week days Monday through Friday. The number of days indicated at each level should be considered maximum and every effort shall be made at all levels to expedite the process. Failure of any grievant to comply with the time limits contained herein shall constitute a waiver of right to appeal to the next step. Failure of the Board or its representatives to comply with the time limits at any level shall permit the grievant to appeal the grievance to the next level.
- iv. Grievance Meetings or Hearings: All meetings and hearings under this procedure up to and including Step 2 shall be conducted in private and shall include only the administration's representatives, the grievant, and the grievant's designated representatives.

b. The Procedure

- i. Informal Resolution. The parties believe that it is usually most desirable for an employee and the District to resolve problems through free and informal communications. When requested by the Para-Educator, a representative of the Association may assist in this resolution. However, when the grievance remains unresolved, then the grievance shall be processed as follows:
- ii. **Step 1.** The request or complaint should be made in writing to the Para-Educator's immediate supervisor. The supervisor should then have five (5) working days to respond the grievance and give an answer in writing.

- iii. **Step 2.** If the grievance has not yet been settled, the Para-Educator may pursue further action by filing the grievance within five (5) working days to the Superintendent of the Schools or their designated representative. The Superintendent or their designated representative shall arrange for a meeting to be held within ten (10) working days in order to discuss the grievance. A written answer to the grievance will be provided within five (5) working days after the conclusion of the meeting.

F. Health Care

- a. **Eligibility:** Only Para-Educators that are scheduled to work an average of thirty (30) hours per week based upon the employee's work calendar, weeks school is in session and designated work days, will be eligible to enroll in the health and dental insurance plan provided under this section (Eligible Employee). If not covered by other health care plans.
- b. **Plan Type:** For the 2024-2025 and 2025-2026 school year and contract year the School District shall contract for and provide Eligible Employees access to the Educators Health Alliance (EHA) \$1,900 Deductible /\$2,500 Deductible (Dual Option Only) (Lowest Cost) health (Dual Option Plan), or the successor plan established by the EHA for the 2025-2026 plan year.
- c. **Plan Year:** The EHA plan year during which coverage under this section will be provided shall be from September 1, through August 31 for each year of this Agreement (Plan Year).
- d. **Deductible Election:** Each Eligible Employee shall make an election for each Plan Year per the Educators Health Alliance (EHA) health and dental insurance, either the \$1,900 Deductible/\$2,500 Deductible (Dual Option Only) health plan (Deductible Election). The Eligible Employee may elect one of the following level of coverage under either deductible plan subject to the premium contribution provisions set forth below: Employee; Employee/Child(ren), Employee/Spouse; or, Employee/Spouse & Child(ren).
- e. **Employee-Self-Only Coverage - Eligible Employee/Employer Premium Contributions toward the Cost of Health insurance:**
 - i. **Plan Type.** For the 2024-2025 and 2025-2026 school year the School District shall use the Educators Health Alliance (EHA) health and dental insurance Blue Preferred \$1900 Deductible/\$2,500 Deductible Dual Choice Plan with Employee PPO -.80% A & B, with 50% C coverage at the premium cost established annually by the EHA for the 2025-2026 fiscal years. New employees are not covered by Health Insurance until September 1. If hired after the start of the school year, coverage begins on the first day of the month following employment.
 - ii. **\$2500 Deductible HSA Plan:** For those employees electing the \$1900 Deductible Plan, the Board shall pay the following amounts toward the monthly insurance premiums at the rates established by the EHA for

the levels of coverage for which each Para-Educator (salary/hourly) is qualified;

1. Full monthly premium for employee health and employee dental cost for the 2024-2025 school year (100% A, 75% B, 50% C coverage) 690.31+30.13
- iii. Eligible Employee Payment of Excess Premiums: The District's Premium Supplement contribution, if any, under this provision is not dependent on or altered based upon the deductible plan (\$1,900 Deductible or the \$2,500 Deductible (Dual Option Only)) actually elected by the employee. The Eligible Employee electing the \$1,900 Deductible Plan shall be responsible for any additional premium cost for the Employee/Self-Only coverage over and above the Employer's Premium Supplement through a salary reduction agreement under the School District's Section 125 plan.
- f. Dependent Coverage - Eligible Employee Premium Contributions toward the Cost of Health Insurance: Each Eligible Employee electing dependent coverage (Employee/Child(ren), Employee/Spouse; or, Employee/Spouse & Child(ren)) shall be solely responsible for payment of the cost of the premiums for such dependent coverage over and above the contributions toward the cost of Employee/Self-Only coverage in subparagraph "e.1." above through a salary reduction agreement under the School District's Section 125 plan.
- g. Dental Insurance: If employee elects only dental insurance it is the responsibility of the employee

G. **Duration of Agreement:** This contract shall be effective on October 16, 2024 and shall continue in effect for the 2024-2025 and 2025-2026 school year. If a new substitute contract has not been duly entered into prior to the end of the 2025-2026 school year, the terms of this contract shall continue in full force until the substitute contract is adopted.

In witness whereof the parties hereto caused this contract to be signed by their thereon, all on this day and year set forth in signature block below.

Lincoln County School District 56-0001, a/k/a North Platte Public School District	North Platte Education Association - Para Educator
Dated this __ day of _____, 2024. By: _____ Board Representative _____ Board Representative	Dated this __ day of _____, 2024. By: _____ Head Negotiator _____ President

North Platte Public Schools

Para-Educators

Level	August 1, 2023-July 31, 2024			August 1, 2024-July 31, 2025			August 1, 2025-July 31, 2026		
	Category			Category			Category		
	1	2	3	1	2	3	1	2	3
1	13.20	14.90	18.43	15.20	16.90	20.43	15.70	17.40	20.93
2	13.40	15.15	18.77	15.40	17.15	20.77	15.90	17.65	21.27
3	13.64	15.45	19.16	15.64	17.45	21.16	16.14	17.95	21.66
4	13.89	15.75	19.57	15.89	17.75	21.57	16.39	18.25	22.07
5	14.15	16.05	19.97	16.15	18.05	21.97	16.65	18.55	22.47
6	14.39	16.35	20.24	16.39	18.35	22.24	16.89	18.85	22.74
7	14.64	16.65	20.64	16.64	18.65	22.64	17.14	19.15	23.14
8	14.90	16.94	21.17	16.90	18.94	23.17	17.40	19.44	23.67
9	15.14	17.25	21.58	17.14	19.25	23.58	17.64	19.75	24.08
10	15.39	17.54	21.98	17.39	19.54	23.98	17.89	20.04	24.48
11	15.64	17.85	22.37	17.64	19.85	24.37	18.14	20.35	24.87
12	15.88	18.15	22.79	17.88	20.15	24.79	18.38	20.65	25.29
13	16.63	18.94	23.66	18.63	20.94	25.66	19.13	21.44	26.16

Level Does not equal years in district

All placement will be at the discretion of Human Resources with input from building principals, facilitators, and directors.

Category

1: Building / Program Support/Focused Student Support

- a. Staff assigned to this category do not provide direct individualized support to identified students.
- b. Staff are assignable to classrooms and programs by building principals, supervisors, and/ or Directors.

May include: Classroom, Library, Office, Accompanist, Kids Klub, Special Education (cased upon assignment and students being served), Title

2: Focused Student Support

- a. Staff assigned to this category provide focused support to students with special needs or behavior needs as identified by Individualized Education Plan (IEP), behavior plans, or discretion of building principal, supervisor, or Directors.
- b. Kids Klub staff assigned to this category are assigned to specific sites and are tasked with managing staff and students without direct supervisory support. These staff members serve the role as Coordinator or Co-Coordinator. Preschool Staff are included
- c. Staff assigned to this category may be required to have additional certification such as bus driving and training as identified by administration.

3: Specialized Support

- a. Staff assigned to this category provides specialized medical licensure as required by needs of student.
- b. Staff assigned to this category provide specialized support as required by language interpretation for students.

May Include: LPN, Sign Language Interpreter, ELL

Notes:

Certified Para will be paid hourly rate of substitute according to Substitute Handbook. Staff must have required credentials

Substitute Para will be paid at Level 5 experience level in category 1.

RESOLUTION ON SCHOOL DISTRICT STANDARDS FOR ACCEPTANCE OR REJECTION OF OPTION ENROLLMENT APPLICATIONS

WHEREAS, North Platte Public Schools is committed to providing an education of high quality to its students in an economically efficient manner; and

WHEREAS, the school district's faculty, facilities, and equipment can serve only a limited number of students effectively; and

WHEREAS, the North Platte Board of Education, in consultation with the administration, has reviewed the school district's faculty, facilities, equipment, interdisciplinary efforts and interrelationships of grades, subjects, and faculty; and has determined the maximum number of students it can serve effectively at any given grade level and in total;

NOW, THEREFORE BE IT RESOLVED that the board adopts the following standards for acceptance or rejection of option enrollment applications:

Special Education Capacity. Capacity for special education services will be determined on a case-by-case basis. If an application for option enrollment received by the school district indicates that the student has an individualized education program under the federal Individuals with Disabilities Education Act, 20 U.S.C. 1400 et seq., or has been diagnosed with a disability as defined in section 79-1118.01, the application will be evaluated by the director of special education services or the director's designee who must determine if the school district and the appropriate class, grade level, or school building has the capacity to provide the applicant the appropriate services and accommodations. The Federal Educational Rights and Privacy Rights Act (FERPA) (20 U.S.C. § 1232g) permits the release of education records when a student seeks or intends to enroll in a different school district.

Numeric Capacity. For the 2024-2025 and 2025-2026 school years, the capacity in the following grade levels, programs, classes, and/or school buildings is as follows:

- All North Platte Public Elementary Schools (grades K-2): 20 students per regular education classroom section.
- All North Platte Public Elementary Schools (grades 3-5): 22 students per regular education classroom section.

- Madison Middle, Adams Middle and High Schools (grades 6-12): 325 students per grade level.
- North Platte Elementary English Learner (EL) programs: 10 students per EL classroom section.
- Madison Middle, Adams Middle and High School English Learner (EL) programs: 15 students per EL classroom section.
- North Platte Elementary Behavior program: 5 students
- North Platte High School Alternative Education program: 10 students per program.

Programmatic Capacity. The board declares the following grade levels, programs, classes, and school buildings to be at capacity such that no option applications into any of the following will be accepted:

- All district wide English Learner (EL) programs are closed.
- Cody Elementary School grades 1st, 2nd, 4th and 5th grades are closed.
- Eisenhower Elementary School 2nd & 3rd grades are closed.
- Jefferson Elementary School grades K, 1st, 2nd, 3rd, 4th and 5th grades are closed.
- Lake Maloney Elementary School grades 1st & 2nd grades are closed.
- Lincoln Elementary School grades 1st, 2nd, 3rd & 4th grades are closed.
- McDonald Elementary School grades K, 1st, 2nd, 3rd & 4th grades are closed.
- Washington Elementary School grades 1st, 3rd, 4th & 5th grades are closed.
- The North Platte Elementary Behavior program is closed.
- The North Platte High School Alternative Education program is closed.

Other Standards. The school district shall not accept an option student when acceptance of the student:

- (a) Would increase the operating costs of the school district, such as by requiring the hiring of new staff or contracting with outside entities to provide services to the student;
- (b) Would require the procurement of new equipment, technology, or furnishings;
- (c) Would cause or require the rearrangement of caseloads for staff and contracted professionals;
- (d) Is reasonably deemed by appropriate school staff to pose a potential risk to the health or safety of students or staff;
- (e) May pose a risk of adversely affecting the quality of educational services being provided to resident students, as determined by appropriate school staff.

After the above resolution was read, board member _____ moved for passage of the motion. Board member _____ seconded the motion. After discussion, and on roll call vote, the following members voted in favor of the motion: _____.

The following members voted against the motion:

_____.

The following members did not vote:

_____.

Having been consented to by a majority of the voting members, the board president declared the motion to have been passed and adopted.

Dated this 14th day of October, 2024

President, Board of Education