

## NEBRASKA STATE BOARD OF EDUCATION MEETING NOTIFICATION AND AGENDA

- Meeting Date:** Thursday, October 3, 2024 1:00 PM
- Meeting Title:** State Board of Education Work Session Meeting and Notification and Agenda
- Location:** Raising Nebraska Building  
Pivot Room  
501 East Fonner Park Road, Suite 100  
Grand Island, NE 68801
- Agenda:** Except for emergency items added at the time of the meeting, the agenda will not be changed less than 24 hours prior to the start of the meeting and any changes will be immediately posted on the website. The Board will attempt to adhere to the sequence of the published agenda, but reserves the right to adjust the order of items if necessary and may elect to take action on any of the items listed.
- Interpreter:** If you need interpreter services or other reasonable accommodations, please contact the Nebraska Department of Education at (402) 471-5059 five (5) days prior to the meeting to coordinate arrangements.
- Website:** An electronic version of the agenda and support materials are available on the State Board of Education's Agenda page: [www.education.ne.gov/stateboard/state-board-agendas/](http://www.education.ne.gov/stateboard/state-board-agendas/)
- Lunch:** On Thursday, October 3, 2024, the State Board of Education may also take a recess for lunch. The Board may resume work on the agenda at approximately 1:00 p.m.

1. CALL TO ORDER (The Board may take a recess)  
President Tegtmeier
  - 1.1. Roll Call  
President Tegtmeier
  - 1.2. Pledge of Allegiance  
President Tegtmeier
  - 1.3. Announcement of the placement of the Open Meetings Act information  
President Tegtmeier
2. BUSINESS  
President Tegtmeier
  - 2.1. Information on Statewide Accountability System  
Shirley Vargas

3. ADJOURNMENT  
President Tegtmeier

The regularly scheduled meeting of the State Board of Education will reconvene at 9:00 a.m. tomorrow in this room.



# 2024 State and Federal Accountability Update

Dr. Derek Ippensen  
Assistant Administrator & Director of Accountability  
October 3, 2024

# Agenda

- Nebraska Accountability Systems Refresher
- 2024 Accountability Updates and Activity
- Nebraska Elementary School Example
- AQuESTT Advisory Committee
- Looking Ahead



# Nebraska Accountability Systems Refresher



# A Quality Education System for Today and Tomorrow



<b>ESSA (Federal) Indicator:</b>	Academic Achievement	Academic Progress	English Language Proficiency and Progress	Graduation Rate	School Quality or Student Success
<b>AQuESTT (State) Metric:</b>	Status	Growth, Non-Proficiency Reduction	Progress Towards English Language Proficiency	4- and 7-Year Cohort Graduation Rate	Chronic Absenteeism Reduction, Science Proficiency

**Status:** % of eligible students who scored On Track or higher in the current year's statewide Math and ELA assessments (NSCAS, NSCAS-Alt, and NSCAS-ACT)

**Growth:** Percent of NSCAS/NSCAS-Alt ELA and Math assessment scores within a school or district that showed an increase compared to the same individual's score in the previous year within the same subject area.

**Non-Proficiency:** The trend in the percentage of ELA and Math statewide assessments scoring at a proficient level or above in the school/district for the last three school years. (A negative slope value is the goal)

**Progress towards ELP:** The percentage of English Learner students in a school/district who are on track in their progress towards English language proficiency as measured by the ELPA21 assessment.

**Graduation Rate:** Two separate indicators - 4-year and 7-year grad rate - lags one year behind other indicators (Ex. Accountability data for Fall 2024 will use graduation rates from Spring 2023)

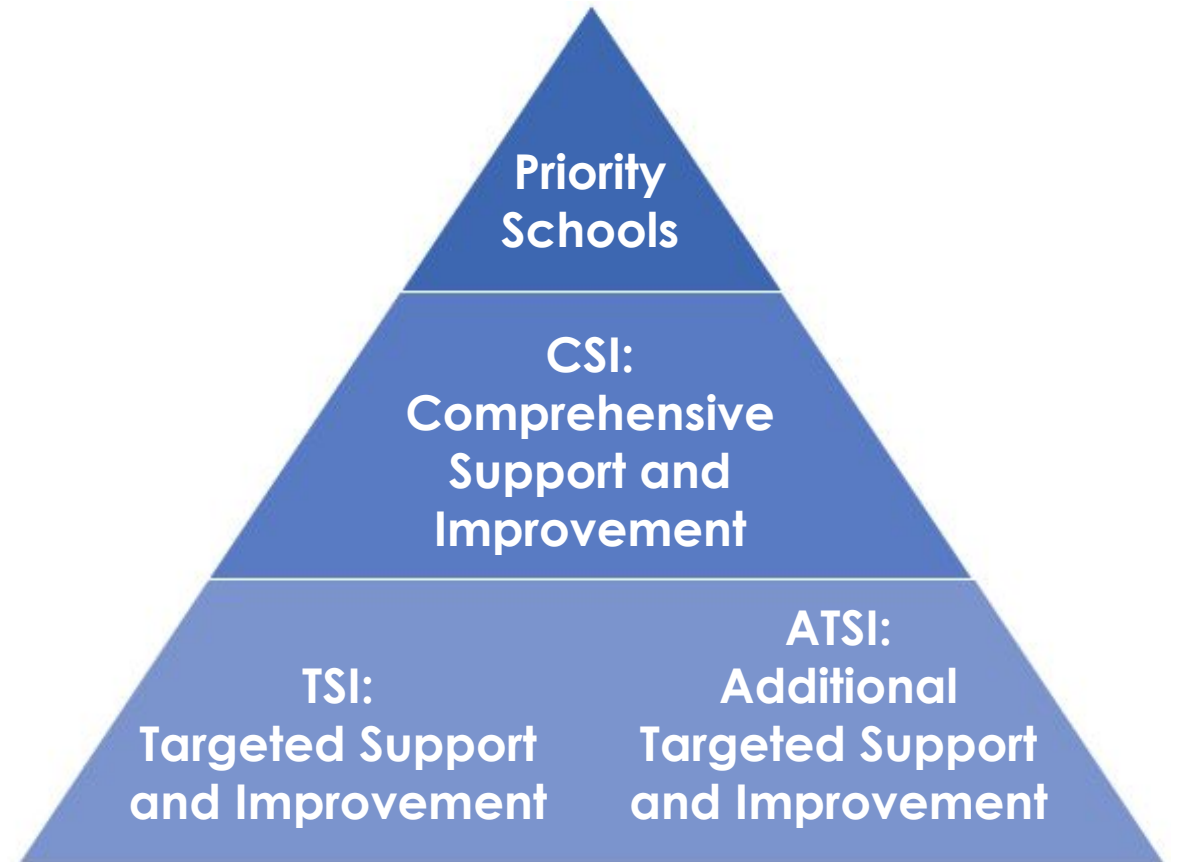
**Chronic Absenteeism Reduction:** Students who miss 10% or more of their days in membership. Rate is defined by the number of these students, divided by the total number of eligible students at a school or district.

**Science Proficiency:** Percent of eligible statewide assessments scored at a proficient level or above on the NSCAS/ NSCAS-Alt/ NSCAS-ACT Science assessments.

# Indicators



# Classifications & Designations



*Classifications and designations are independent of one another.*

# 2023-2024 Accountability Updates and Activity



## Comprehensive Support & Improvement (CSI)


- A public school in the lowest 5% of overall performance of Title I schools,
- Any public high school with a 4-year cohort graduation rate of less than 67%, or
- Any public school with an ATSI designation for 3 years. (**CSI-ATSI**)
- Occurs every 3 years
- Monitored yearly by NDE staff (USDE, as necessary)

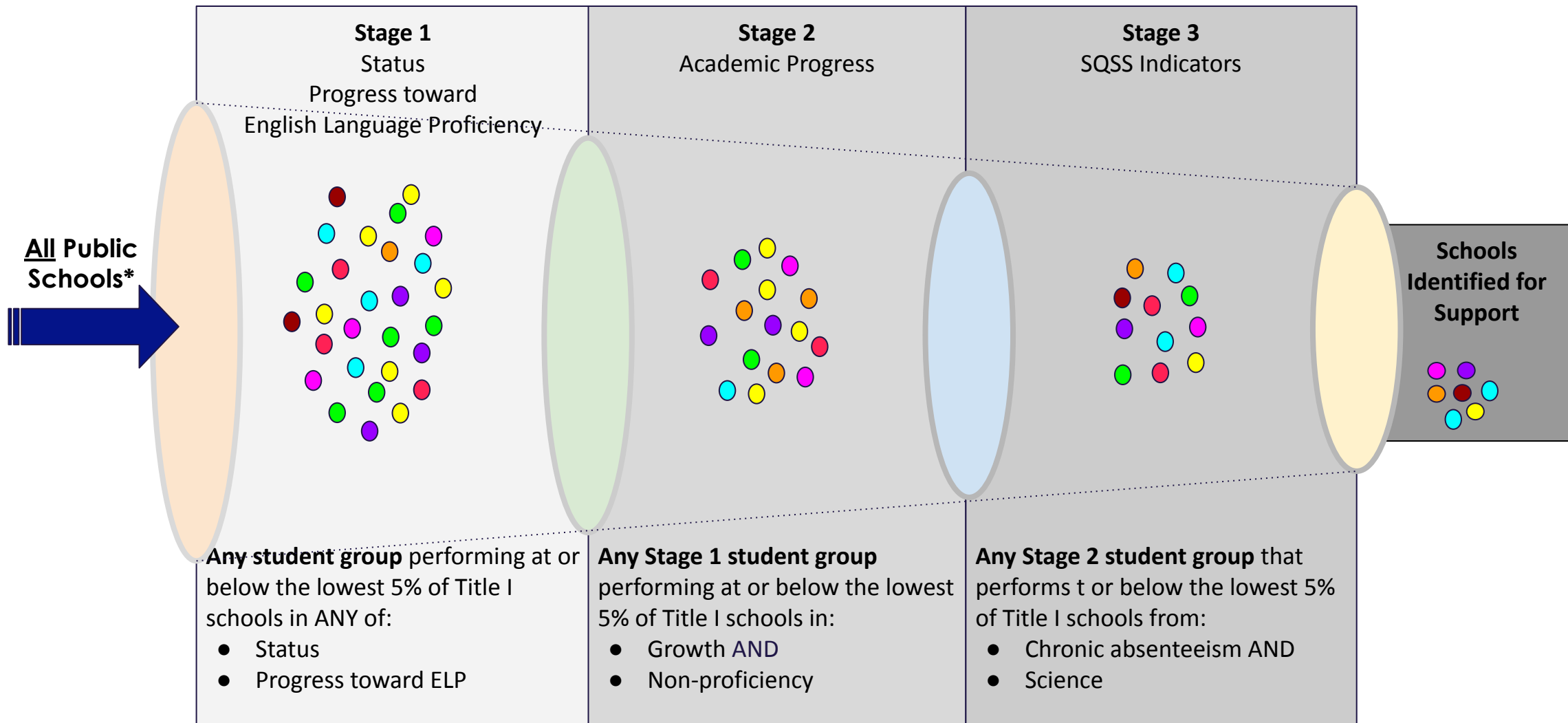
### Targeted Support & Improvement (TSI)

Any public school with one or more student groups performing at or below the lowest 25% of Title 1 schools. Occurs every year. Monitored by NDE staff.

### Additional Targeted Support & Improvement (ATSI)


Any public school with one or more student group(s) performing at or below the performance level of students in the lowest 5% of Title I schools (i.e. CSI schools). Occurs every 3 years. Monitored by NDE staff.





\*All public schools with at least 10 students in each of the following student groups: Black/African American, Hispanic/Latino, American Indian/Alaska Native, White, Native Hawaiian, Asian, Two or more races, Economically disadvantaged, Students with Disabilities, English Learners

# Federal (ATSI) Designation Process



# Federal Accountability Activity

- Identifying new TSI schools
- Identifying CSI/ATSI Exits
- Applying Exit Criteria\*
- Exit Eligibility
  - The following schools are eligible to exit:
    - Schools identified as CSI in Cohort 1 or 2,
    - Schools identified as CSI-ATSI in 2023, and
    - Schools identified as ATSI in 2022

\*[2023 ESSA Designation Rules](#) (from AQuESTT.com/resources)

# Generalized Exit Criteria

To exit **CSI**, schools must:

1. Not be reidentified for CSI,
2. Not in the lowest 10% of Title 1 schools, AND
3. Make significant progress on all identification year scores.

To exit **CSI-Grad**, schools must:

1. Have a four-year cohort graduation rate of more than 67%, AND
2. Have two consecutive years of 4-year cohort graduation rate improvement.

To exit **CSI-ATSI** and **ATSI**, schools must:

1. Not be reidentified for the same student group, AND
2. Make sufficient growth on Status and Progress toward English Language Proficiency identification year scores.

# Step 1

## Status (Percent Proficient): 4, 3, 2, 1

(# of Proficient ELA + # of Proficient Math)/(Total ELA Assessments + Total Math Assessments)

### Educational Opportunities & Access



**+1, 0**

- 50% Chronic Absenteeism Reduction
- 50% Progress towards English Language Proficiency

### Transitions



**No Adjustment**

- 51% 4-Year Graduation Rate
- 49% Extended Graduation Rate


### Positive Partnerships, Relationships, and Success



**No Adjustment**

- 100% Student Discipline Rate

### Student Achievement & Growth




**+1, 0**

- 65% Growth (not used in HS)
- 25% Non-Proficiency Reduction (HS: 65%)
- 10% Science Proficiency (HS: 35%)

# Step 3

= Final Classification (Excellent, Great, Good, Needs Support to Improve)

# State Classification Process



# State Accountability Updates

- Resetting Status Thresholds
- Setting Standardized z-Scores by grade-band
- Updating Alt-ELPA Scoring Process
- Maintaining No Negative Adjustments
- Including Student Discipline
  - Percent of students who did not receive an out-of-school suspension or expulsion

# Nebraska Elementary School

A State Accountability Process Explanation



**Step 1**

**Status (Percent Proficient): 4, 3, 2, 1**

**(# of Proficient ELA + # of Proficient Math)/(Total ELA Assessments + Total Math Assessments)**

**Educational Opportunities & Access**



**+1, 0**

- 50% Chronic Absenteeism Reduction
- 50% Progress towards English Language Proficiency

**Transitions**



**No Adjustment**

- 51% 4-Year Graduation Rate
- 49% Extended Graduation Rate


**Positive Partnerships, Relationships, and Success**



**No Adjustment**

- 100% Student Discipline Rate

**Student Achievement & Growth**



**+1, 0**

- 65% Growth (not used in HS)
- 25% Non-Proficiency Reduction (HS: 65%)
- 10% Science Proficiency (HS: 35%)

**Step 3**

**= Final Classification (Excellent, Great, Good, Needs Support to Improve)**



# Step 1

Status (Percent Proficient): 4, 3, 2, 1

(# of Proficient ELA + # of Proficient Math)/(Total ELA Assessments + Total Math Assessments)

Educational Opportunities & Access



# Step 2

+1, 0

- 50% Chronic Absenteeism Reduction
- 50% Progress towards English Language Proficiency

Transitions



No Adjustment

- 51% 4-Year Graduation Rate
- 49% Extended Graduation Rate


Positive Partnerships, Relationships, and Success



No Adjustment

- 100% Student Discipline Rate

Student Achievement & Growth



+1, 0

- 65% Growth
- 25% Non-Proficiency Reduction
- 10% Science Proficiency

# Step 3

= Final Classification (Excellent, Great, Good, Needs Support to Improve)



---

## Classification – Status Indicator

---

	ELA	Math	Total
# of Eligible Assessments	97	97	194
# of Proficient Assessments	59	45	104
	% Proficient		<b>53.61%</b>

Your 2022-2023 Status Score: **53.61%**

Applicable Cut Score for this Elementary School: Status Score  $> 34$  but  $\leq 54$

Your Status Rating: **2**

**Step 1**

**Nebraska Elementary School Status: 2**

**Educational Opportunities & Access**



**Step 2**

**+1, 0**

- 50% Chronic Absenteeism Reduction
- 50% Progress towards English Language Proficiency

**Transitions**



**No Adjustment**

- 51% 4-Year Graduation Rate
- 49% Extended Graduation Rate


**Positive Partnerships, Relationships, and Success**



**No Adjustment**

- 100% Student Discipline Rate

**Student Achievement & Growth**



**+1, 0**

- 65% Growth
- 25% Non-Proficiency Reduction
- 10% Science Proficiency

**Step 3**

**= Final Classification (Excellent, Great, Good, Needs Support to Improve)**



**Step 1**

# Nebraska Elementary School Status: 2

## Educational Opportunities & Access



**Step 2**

**+1, 0**

- 50% Chronic Absenteeism Reduction
- 50% Progress towards English Language Proficiency

## Transitions



**No Adjustment**

- 51% 4-Year Graduation Rate
- 49% Extended Graduation Rate


## Positive Partnerships, Relationships, and Success



**No Adjustment**

- 100% Student Discipline Rate

## Student Achievement & Growth



**+1, 0**

- 65% Growth
- 25% Non-Proficiency Reduction
- 10% Science Proficiency

**Step 3**

**= Final Classification (Excellent, Great, Good, Needs Support to Improve)**



## Educational Opportunities Tenet – Chronic Absenteeism

Note: A chronically absent student is defined as any student absent for 10% or more of the days they were enrolled

	2021-2022	Baseline
# of Eligible Students	243	243
# Chronically Absent	39	39
Rate	16.05%	16.05%
Target Rate for 2022-2023:	15.25%	<i>5% reduction</i>
Current Year # of Eligible Students	251	
Current Year # Chronically Absent	23	
Rate	9.16%	
Difference from Target Rate	<b>+6.08%</b>	

This indicator's score is determined by comparing the rate of students who are chronically absent in the current year against a target rate. The target rate of 15.25% is found by calculating the 2021-2022 baseline rate of 16.05% and reducing it by 5% per year. The actual chronic absenteeism rate for this year is 9.16% which is 6.08% better than the target rate.

---

## Educational Opportunities Tenet – Progress Towards English Language Proficiency

---

	Total	
# of Eligible English Learners	11	
# On Track	6	
# Making Partial Progress	1	<i>(count as a half point in the rate calculation)</i>
Rate	<b>59.09%</b>	

## Educational Opportunities Tenet Rating Adjustment

Indicator	Score	Standardized Score	Weight	Weighted Score	<i>Standardized Score x Weight / Total Weight</i>
Chronic Absenteeism	6.08	0.60	0.50	0.30	
English Learner Progress	59.09	1.11	0.50	0.55	
<b>Total</b>			1.00	0.85	

*Standardized scores are created using a z-score method based on the mean of all eligible scores for the indicator statewide*

Your 2022-2023 Tenet Score: **0.85**

Applicable Cut Score for This Elementary School: Tenet Score  $\leq$  1.0

Your Tenet Rating Adjustment: **0**

The rules for the Educational Opportunities and Access tenet allow for an upward adjustment to your classification rating, or for no adjustment to take place. Your overall tenet score of 0.85 is at or below the cut score of 1.00, so this results in no adjustment to your classification rating.

**Step 1**

# Nebraska Elementary School Status: 2

**Educational Opportunities & Access**



**0**

- 50% Chronic Absenteeism Reduction
- 50% Progress towards English Language Proficiency

**Transitions**



**No Adjustment**

- 51% 4-Year Graduation Rate
- 49% Extended Graduation Rate


**Positive Partnerships, Relationships, and Success**



**No Adjustment**

- 100% Student Discipline Rate

**Student Achievement & Growth**



**+1, 0**

- 65% Growth
- 25% Non-Proficiency Reduction
- 10% Science Proficiency

**Step 2**

**Step 3**

**= Final Classification (Excellent, Great, Good, Needs Support to Improve)**



---

## Student Achievement and Growth Tenet – Growth

---

	ELA	Math	Total
# of Eligible Students	50	50	100
# of Students Showing Growth	38	45	83
	Growth Percentage		<b>83.00%</b>

---

## Student Achievement and Growth Tenet – Non-Proficiency

---

	2020-2021	2021-2022	2022-2023
# of Eligible ELA & Math Assessments	132	168	194
# of Non-Proficient Scores	85	105	90
% Non-Proficient	64.39%	62.50%	46.39%

Number of School Years Available for Trendline: 3

Non-Proficiency Trendline Slope: **-9.00** *(lower is better)*

Your Non-Proficiency trendline indicates that over the last 3 years, the percentage of ELA and Math assessments scored as non-proficient has been decreasing.

---

## Student Achievement and Growth Tenet – Science Proficiency

---

	Total
# of Eligible Assessments	0
# of Proficient Assessments	0
% Proficient	<b>63.02%*</b>

*\* Due to having less than 10 eligible students for this indicator, the district scores are substituted as the school's data*

## Student Achievement and Growth Tenet Rating Adjustment

Indicator	Score	Standardized Score	Weight	Weighted Score	<i>Standardized Score x Weight / Total Weight</i>
Growth	83.00	1.80	0.65	1.17	
Non-Proficiency	-9.00	0.61	0.25	0.15	
Science Status	63.02	-0.41	0.10	-0.04	
<b>Total</b>			1.00	1.28	

*Standardized scores are created using a z-score method based on the mean of all eligible scores for the indicator statewide*

Your 2022-2023 Student Achievement & Growth Tenet Score: **1.28**

Applicable Cut Score for This Elementary School: Tenet Score > 1.0

Your Tenet Rating Adjustment: **+1**

The rules for the Student Achievement and Growth tenet allow for an upward adjustment to your classification rating, or for no adjustment to take place. Your overall tenet score of 1.28 is above the cut score of 1.00, so this results in a +1 upward adjustment to your classification rating.

**Step 1**

# Nebraska Elementary School Status: 2

**Educational Opportunities & Access**



**Step 2**

**0**

50% Chronic Absenteeism Reduction  
50% Progress towards English Language Proficiency

**Transitions**



**No Adjustment**

51% 4-Year Graduation Rate  
49% Extended Graduation Rate


**Positive Partnerships, Relationships, and Success**



**No Adjustment**

100% Student Discipline Rate

**Student Achievement & Growth**



**+1**

65% Growth  
25% Non-Proficiency Reduction  
10% Science Proficiency

**Step 3**

**= Final Classification (Excellent, Great, Good, Needs Support to Improve)**



---

## Classification – Summary

---

Status: 2

Participation: No Adjustment

### Tenet Adjustments

Positive Partnerships, Relationships, and Success: N/A

Transitions: N/A

Educational Opportunities and Access: 0 (0 or +1)

Postsecondary, Career, and Civic Ready: N/A

Student Achievement and Growth: +1 (0 or +1)

Educator Effectiveness: N/A

Final Classification:

<b>3</b> <b>Great</b>
--------------------------

**Step 1**

**Nebraska Elementary School Status: 2**

**Educational Opportunities & Access**



**0**

- 50% Chronic Absenteeism Reduction
- 50% Progress towards English Language Proficiency

**Transitions**



**No Adjustment**

- 51% 4-Year Graduation Rate
- 49% Extended Graduation Rate


**Positive Partnerships, Relationships, and Success**



**No Adjustment**

- 100% Student Discipline Rate

**Student Achievement & Growth**



**+1**

- 65% Growth
- 25% Non-Proficiency Reduction
- 10% Science Proficiency

**Step 2**

**Step 3**

**Nebraska Elementary School Final Classification: Great (3)**



# Draft 2024 Timeline

- NEP Secure School/District Review: Mid-to-Late October
- Accountability Office Hours: Late October/Early November
- Draft and Public Release of Accountability Results: Late November

# AQuESTT Advisory Committee



# AQuESTT Advisory Committee

- **To leverage practitioner expertise and perspective** regarding statewide accountability system improvements and communications, informing the development of the state accountability system's next version.
- Represent **38% of students** from across the state and districts with a **wide range of enrollment sizes and socioeconomic realities**.

# Approach

- In-person and virtual meetings
  - Approximately 23 hours
- Started from ground zero, asking:
  - What are we doing?
  - What do we have to do?
  - What could we do?
  - What should we do?
  - What are other states doing?

# Looking Ahead




# Progress

- Identified Fundamental Priorities
- Chose an aggregation system
- Explored indicators

# Fundamental Priorities

---


- Make it simple and meaningful.
- Focus on factors of quality education systems.
- Recognize multiple ways to be great.



# Aggregation System

---


- From: A foundational score and adjustments
- To: An index of weighted scores
- The new system will be:
  - More meaningful,
  - More comprehensive,
  - More accessible to stakeholders, and
  - More transferable to continuous improvement.




# Explored Indicators

---

- From: Up to 8 points of measurement
- To: Up to 19 points of measurement
- Paired Goals: Two ways an indicator score is earned
  - **Performance:** Measuring overall performance
  - **Improvement:** Measuring the change in performance over a specified period



# District Example FOR DEMONSTRATION PURPOSES ONLY




Indicator	Raw Score	Level	Weight	Points
<b>Status</b>		3	30%	0.90
<b>Proficiency Improvement</b>		3	10%	0.30
<b>Student Growth</b>		3	10%	0.30
<b>Combined Graduation Rate</b>		4	10%	0.40
• Combined Graduation Rate		4		
• Graduation Rate Improvement		2		
<b>Early Literacy</b>		3	10%	0.30
• Early Literacy – Performance		3		
• Early Literacy – Improvement		3		
<b>Postsecondary Readiness</b>		3	10%	0.30
• Postsecondary Readiness		2		
• Postsecondary Readiness Improvement		3		
<b>Progress toward English Language Proficiency</b>		3	7%	0.21
• Progress toward English Language Proficiency		3		
• English Language Proficiency Improvement		1		
<b>Science Proficiency</b>		4	7%	0.28
• Science Proficiency		2		
• Science Proficiency Improvement		4		
<b>Chronic Absenteeism Reduction</b>		2	4%	0.08
• Chronic Absenteeism Rate		1		
• Chronic Absenteeism Reduction		2		
<b>Participation Score</b>		3	1%	0.03
• Participation Score		3		
• Participation Score Improvement		2		
<b>Student Discipline</b>		3	1%	0.03
• Student Discipline Rate		3		
• Student Discipline Improvement		1		
<b>Total Applicable Weight and Total Weighted Points</b>			100%	3.13
<b>Raw Classification</b>				<b>3.13</b>
<b>AQuESTT Classification</b>	<b>Great</b>			

# Upcoming Work

- Determine indicator and goal details
- Set indicator and goal thresholds
- Set classification thresholds
- Clarify reporting strategies
- Establish communication strategies and timeline
- Implementation target for new statewide accountability system: **November, 2026**

# Thank You!



**Dr. Derek Ippensen**

derek.ippensen@nebraska.gov  
402-405-2574

[www.AQuESTT.com](http://www.AQuESTT.com)