

Executive Committee Meeting
Thursday, April 2, 2026 11:00 AM
Lower Platte North NRD Office
P.O. Box 126
Wahoo, NE 68066

1. UNFINISHED BUSINESS
2. MEETINGS
 - 2.A. Pending
 - 2.B. Reports
 - 2.B.1. NARD Washington DC Meeting
Directors Sabatka, Saalfeld and McKnight along with Gottschalk and Chapman attended the NARD Annual Washington DC Meeting, March 28-April 1st and can give a brief update.
 - 2.B.2. NRD Open House
We had a great turn out at the Open House that was held on Friday, March 27th. We would like to thank all the current and past Directors that were able to attend. A special thanks to JEO for providing refreshments for everyone to enjoy.
3. MANAGEMENT ITEMS
 - 3.A. Directors Absence
 - 3.B. Monthly Education Program
April - Jon Mohr - Groundwater Model
May - Dillon Kuehn - Water Strategies -Federal Update
August - IMP presentation by DWEE
 - 3.C. Office Seed/Sod Estimates
Staff is working to get bids for seeding, sod or a combination of the two to complete the areas to be grassed and watered by our installed irrigation system. We hope to have a bid to be approved at the April 13th board meeting.
 - 3.D. Amphitheater Update
Mr Hansen's attorney and Jovan are working on the preliminary operating agreement and may have a draft form ready for review by board meeting.
 - 3.E. WCW Funding
JEDI funds have been reduced by \$2.9M in the final budget bill that the Legislature passed (this is \$1.5M more than was planned). This results in approximately \$1.5-\$1.75M less funding being available than we currently have contracted (Wahoo Creek and Morse Bluff project).
We recently submitted a water sustainability grant application for the construction of

site 85.

We were also recently informed that NRCS has slippage funds from another state that they intend to add to our construction agreement for the first 3 sites.

Conversations will be coming to discuss the order and timetable for construction along with funding mechanics.

4. EQUIPMENT

5. PERSONNEL

5.A. Assistant Water Manager Position

We were very fortunate to have a very good pool of applicants for this position.

After interviewing some worthy candidates, we have chosen to hire Nate Dorsey for the position. Nate's background, education and experience will make him a valuable addition to our LPNNRD team.

5.B. Returning Wanahoo Recreation Staff Wages

With the increase in minimum wage to \$15/hr Management is recommending all Wanahoo technicians who have been employed for over 2 years to be paid \$16.00 per hour and those under 2 years to be paid \$15.50.

It is also recommended to increase Richard Mullen, Sharon Kremlacek and Abbey Borchers' salaries by \$1.00 per hour.

6. FINANCE

6.A. Approval of Financial Reports

Grant will be available to present and review the February Financial Statement.

6.B. Approval of Managers Time and Expense Sheets

Attached find Gottschalk's time and expense sheets.

6.C. Accounts over 90 Days

Financial Statements and Accountant's Compilation Report

Lower Platte North Natural Resources District

February 28, 2026

HBE

CPAs & Consultants | Wealth Management





CPAs & Consultants | Wealth Management



ACCOUNTANT'S COMPILATION REPORT

The Board of Directors
Lower Platte North Natural Resources District
Wahoo, Nebraska

Management is responsible for the accompanying financial statements of the Lower Platte North Natural Resources District, which comprise the Statements of Net Position as of February 28, 2026, and the related Statements of Activities for the month and eight months then ended in accordance with accounting principles generally accepted in the United States of America. We have performed a compilation engagement in accordance with Statements on Standards for Accounting and Review Services promulgated by the Accounting and Review Services Committee of the AICPA. We did not audit or review the financial statements, nor were we required to perform any procedures to verify the accuracy or the completeness of the information provided by management. We do not express an opinion, a conclusion, nor provide any form of assurance on these financial statements.

Management has elected to omit substantially all of the disclosures and statements of cash flows required by accounting principles generally accepted in the United States of America. If the omitted disclosures were included in the financial statements, they might influence the user's conclusions about the Organization's financial position, results of operations, and cash flows. Accordingly, the financial statements are not designed for those who are not informed about such matters.

The accompanying Statements of Activities – Actual vs. Budget are presented for purposes of additional analysis and is not a required part of the basic financial statements. Such information is the responsibility of management. The supplemental information, except the budget information, was subject to our compilation engagement. We have not audited or reviewed the supplementary information and do not express an opinion, a conclusion, nor provide any assurance on such information. The budget information presented in the Actual vs. Budget is of a nonaccounting nature and has not been subjected to our compilation engagement.

We are not independent with respect to the Lower Platte North Natural Resources District.

Lincoln, Nebraska

March XX, 2026

7140 Stephanie Lane | P.O. Box 23110 | Lincoln, NE | 68542-3110 | p: 402.423.4343 | f: 402.423.4346

1314 Andrews Drive | Norfolk, NE | 68701 | p: 402.379.9294 | f: 402.379.2338

1121 North 102nd Court | Suite 100 | Omaha, NE | 68114 | p: 402.895.5050 | f: 402.895.5723

Lower Platte North NRD Statements of Net Position

	Natural Resources District As of 02/28/2026	Rural Water-Bruno As of 02/28/2026	Rural Water-Colon As of 02/28/2026	All Districts As of 02/28/2026
Assets				
Current Assets				
Cash and Cash Equivalents				
101000 - Change Box	0.00	60.00	90.00	150.00
101200 - Change Box - Game & Parks	150.00	0.00	0.00	150.00
101300 - Change Box - Lake Wanahoo	825.00	0.00	0.00	825.00
102001 - Cash - Union Bank	169,544.09	0.00	0.00	169,544.09
103000 - Cash - County Treasurer	109,615.59	0.00	0.00	109,615.59
104000 - Cash - Education Building Res.	13,185.00	0.00	0.00	13,185.00
111100 - Investments - NRD - NPAIT	2,737.46	0.00	0.00	2,737.46
111105 - Union Bank STFIT	2,583,058.79	0.00	0.00	2,583,058.79
Total Cash and Cash Equivalents	2,879,115.93	60.00	90.00	2,879,265.93
Accounts Receivable, Net				
Accounts Receivable				
105000 - Accounts Receivable	854,445.36	7,262.79	7,756.54	869,464.69
105060 - Due from Bruno Water Fund	181,326.70	0.00	0.00	181,326.70
105070 - Due from Colon Water Fund	(2,507.53)	0.00	0.00	(2,507.53)
109000 - Taxes Receivable	3,039,122.47	0.00	0.00	3,039,122.47
Total Accounts Receivable	4,072,387.00	7,262.79	7,756.54	4,087,406.33
Total Accounts Receivable, Net	4,072,387.00	7,262.79	7,756.54	4,087,406.33
Inventory				
165503 - Rural Water Inventory	0.00	6,389.25	9,583.86	15,973.11
Total Inventory	0.00	6,389.25	9,583.86	15,973.11
Prepaid Expenses				
116000 - Prepaid Expenses	163,626.49	0.00	0.00	163,626.49
Total Prepaid Expenses	163,626.49	0.00	0.00	163,626.49
Other Current Assets				
111225 - Investments - Borrow Fund - NPAIT	168,596.09	0.00	0.00	168,596.09
111250 - Investments - Alliance GIS Project	8,904.92	0.00	0.00	8,904.92
111550 - Investments - Elkhorn Breakout	152,344.30	0.00	0.00	152,344.30
111600 - Investments - Wanahoo SRA	469,974.41	0.00	0.00	469,974.41
111650 - Investments - Colon Reserve NPAIT	0.00	0.00	10,004.24	10,004.24
Total Other Current Assets	799,819.72	0.00	10,004.24	809,823.96
Total Current Assets	7,914,949.14	13,712.04	27,434.64	7,956,095.82
Fixed Assets, Net of Depreciation				
Fixed Assets				
140210 - Water Line Capital Improvement	0.00	726,156.51	1,180,075.05	1,906,231.56
140226 - Colon Water Loan Fees	0.00	0.00	2,000.00	2,000.00
160000 - Conservation Property	123,971.00	0.00	0.00	123,971.00
161000 - Land	14,295,145.58	0.00	0.00	14,295,145.58
162000 - Infrastructure	33,388,323.63	0.00	0.00	33,388,323.63
162500 - Land Improvements	623,922.90	0.00	0.00	623,922.90
163000 - Buildings	6,206,844.91	0.00	0.00	6,206,844.91
165000 - Machinery & Equipment	147,617.67	0.00	0.00	147,617.67
165100 - Machinery & Equipment - O & M	753,970.59	0.00	0.00	753,970.59
165200 - Machinery & Equipment - Water	345,887.45	0.00	0.00	345,887.45
165300 - Machinery & Equipment - Projects	87,917.52	0.00	0.00	87,917.52
165400 - Machinery & Equipment - I & E	2,628.66	0.00	0.00	2,628.66
165505 - Rural Water Equipment	0.00	20,511.18	30,766.78	51,277.96
165507 - Lake Wanahoo Equipment	66,743.35	0.00	0.00	66,743.35
167000 - Auto and Truck	394,060.97	0.00	0.00	394,060.97
169000 - Equipment	5,892.79	0.00	0.00	5,892.79
169100 - Office Equipment	103,947.58	0.00	0.00	103,947.58
169200 - Computer Equipment	87,301.47	0.00	0.00	87,301.47
169300 - GIS Equipment	13,422.53	0.00	0.00	13,422.53

Lower Platte North NRD Statements of Net Position

	Natural Resources District As of 02/28/2026	Rural Water-Bruno As of 02/28/2026	Rural Water-Colon As of 02/28/2026	All Districts As of 02/28/2026
169400 - Director's Computers	2,903.67	0.00	0.00	2,903.67
169500 - Master Data Base Water	340,295.00	0.00	0.00	340,295.00
169700 - GW Monitoring Equipment	129,185.43	0.00	0.00	129,185.43
Total Fixed Assets	57,119,982.70	746,667.69	1,212,841.83	59,079,492.22
Accumulated Depreciation				
140228 - Accum Depr - Colon Loan Fees	0.00	0.00	887.56	887.56
162900 - Accum Depr - Infra. & Land Imp.	5,320,422.71	0.00	0.00	5,320,422.71
164000 - Accum Depr - Buildings	261,314.59	0.00	0.00	261,314.59
165700 - Accum Depr - Water Line	0.00	161,540.67	310,150.00	471,690.67
166000 - Accum Depr - Machinery & Equipment	722,180.03	15,216.74	22,824.86	760,221.63
168000 - Accum Depr - Auto & Truck	264,755.12	0.00	0.00	264,755.12
169550 - Accum Depr - Master DB Water	150,298.87	0.00	0.00	150,298.87
170000 - Accum Depr - Office Equipment	127,250.17	0.00	0.00	127,250.17
Total Accumulated Depreciation	6,846,221.49	176,757.41	333,862.42	7,356,841.32
Total Property and Equipment	50,273,761.21	569,910.28	878,979.41	51,722,650.90
Total Assets	\$ 58,188,710.35	\$ 583,622.32	\$ 906,414.05	\$ 59,678,746.72
Liabilities and Fund Balance				
Liabilities				
Current Liabilities				
Accounts Payable				
201000 - Accounts Payable	580,055.91	1,961.33	2,536.04	584,553.28
201100 - Sewer Collections Payable	0.00	0.00	5,349.50	5,349.50
202060 - Due to General Fund	0.00	181,326.70	(2,507.53)	178,819.17
Total Accounts Payable	580,055.91	183,288.03	5,378.01	768,721.95
Accrued Liabilities				
200700 - Colon RW Accrued Interest	0.00	0.00	340.95	340.95
206001 - Accrued Compensated Absences	251,470.81	4,192.66	6,288.99	261,952.46
Total Accrued Liabilities	251,470.81	4,192.66	6,629.94	262,293.41
Other Current Liabilities				
204000 - Deposits	100.00	400.00	3,700.00	4,200.00
204500 - Deferred Income	14,629.92	0.00	0.00	14,629.92
204600 - Education Building Deposits	13,485.00	0.00	0.00	13,485.00
207300 - Sales Tax Payable	438.31	90.42	174.50	703.23
207304 - Sales Tax Payable Czechland	7.70	0.00	0.00	7.70
207305 - Lodging Tax Czechland	7.00	0.00	0.00	7.00
207306 - Sales Tax Payable Wanahoo	182.32	0.00	0.00	182.32
207307 - Lodging Tax Wanahoo	165.75	0.00	0.00	165.75
Total Other Current Liabilities	29,016.00	490.42	3,874.50	33,380.92
Total Current Liabilities	860,542.72	187,971.11	15,882.45	1,064,396.28
Long Term Liabilities				
Note Payable - Long Term				
200600 - Note Payable - Colon Rural Water	0.00	0.00	18,881.89	18,881.89
Total Long Term Note Payable	0.00	0.00	18,881.89	18,881.89
Total Long Term Liabilities	0.00	0.00	18,881.89	18,881.89
Total Liabilities	860,542.72	187,971.11	34,764.34	1,083,278.17
Fund Balances				
Net Assets				
Net Assets - Not Designated	48,464,341.70	385,812.72	870,459.68	49,720,614.10
Net Assets - Designated				

**Lower Platte North NRD
Statements of Net Position**

	Natural Resources District As of 02/28/2026	Rural Water-Bruno As of 02/28/2026	Rural Water-Colon As of 02/28/2026	All Districts As of 02/28/2026
12 - Districtwide Flood Reduction	3,000,000.00	0.00	0.00	3,000,000.00
8 - Farm Bill Tech Assistance	125,191.00	0.00	0.00	125,191.00
10 - Groundwater Sinking	100,000.00	0.00	0.00	100,000.00
4 - Intergov'tl Emergency Repair	100,000.00	0.00	0.00	100,000.00
13 - Joint Water Mgmt E Fremont	440,000.00	0.00	0.00	440,000.00
11 - Large Structure O&M	200,000.00	0.00	0.00	200,000.00
5 - Project Op and Maintenance	100,000.00	0.00	0.00	100,000.00
6 - Shell Creek Land Treatment	100,000.00	0.00	0.00	100,000.00
7 - Water Studies	30,000.00	0.00	0.00	30,000.00
Total Net Assets - Designated	<u>4,195,191.00</u>	<u>0.00</u>	<u>0.00</u>	<u>4,195,191.00</u>
Total Net Assets	<u>52,659,532.70</u>	<u>385,812.72</u>	<u>870,459.68</u>	<u>53,915,805.10</u>
Change in Net Position	4,668,634.93	9,838.49	1,190.03	4,679,663.45
Total Fund Balances	<u>57,328,167.63</u>	<u>395,651.21</u>	<u>871,649.71</u>	<u>58,595,468.55</u>
Total Liabilities and Fund Balance	<u>\$ 58,188,710.35</u>	<u>\$ 583,622.32</u>	<u>\$ 906,414.05</u>	<u>\$ 59,678,746.72</u>

**Lower Platte North NRD
Statements of Activities
For the Month Ended**

	Natural Resources District Month Ending 02/28/2026	Rural Water-Bruno Month Ending 02/28/2026	Rural Water-Colon Month Ending 02/28/2026	All Districts Month Ending 02/28/2026
Income				
Federal Income				
303206 - Wahoo Creek 319 Grant	0.00	0.00	0.00	0.00
303207 - Shell Creek 319 Grant	0.00	0.00	0.00	0.00
303209 - Shell Creek Phase II 319 - NDEE	0.00	0.00	0.00	0.00
303210 - Shell Creek Phase II - 319 DEQ	0.00	0.00	0.00	0.00
303225 - Wahoo Creek WS PL566	111,810.83	0.00	0.00	111,810.83
303250 - Water Smart Grant	0.00	0.00	0.00	0.00
303400 - Sand and Duck 319	0.00	0.00	0.00	0.00
303475 - Cottonwood 319	0.00	0.00	0.00	0.00
303960 - Hazard Mitigation - Federal	0.00	0.00	0.00	0.00
303961 - FEMA - Flood Funds	0.00	0.00	0.00	0.00
303966 - FEMA - Hazard Mitigation Plan Update	0.00	0.00	0.00	0.00
303962 - NEMA - Flood Funds	0.00	0.00	0.00	0.00
303963 - FEMA - 428 Funds	(199.75)	0.00	0.00	(199.75)
303964 - Federal - NRCS	712.45	0.00	0.00	712.45
303965 - Federal Wanahoo - Stilling	0.00	0.00	0.00	0.00
303967 - SWP - NWQI	0.00	0.00	0.00	0.00
Total Federal Income	\$ 112,323.53	\$ 0.00	\$ 0.00	\$ 112,323.53
State Income				
301203 - Motor Vehicle Pro-Rate	28.83	0.00	0.00	28.83
301309 - Water Sustainability Fund	13,200.00	0.00	0.00	13,200.00
301310 - Shell Creek NET	2,690.02	0.00	0.00	2,690.02
301325 - JEDI Funding	115,248.33	0.00	0.00	115,248.33
Total State Income	131,167.18	0.00	0.00	131,167.18
Local Income				
304105 - Education Building Rent	2,500.00	0.00	0.00	2,500.00
304112 - Dirt Sales - Wanahoo	467.30	0.00	0.00	467.30
Total Local Income	2,967.30	0.00	0.00	2,967.30
Rural Water Income				
304240 - Water Sales	0.00	3,604.25	4,386.75	7,991.00
304295 - Colon Sewer Fees	0.00	0.00	2,674.75	2,674.75
304261 - Other Revenue	0.00	1.87	80.16	82.03
Total Rural Water Income	0.00	3,606.12	7,141.66	10,747.78
Property Tax Income				
305100 - General Fund Property Taxes-Boone	(10,819.57)	0.00	0.00	(10,819.57)
305200 - General Fund Property Taxes-Butler	(21,634.06)	0.00	0.00	(21,634.06)
305300 - General Fund Property Taxes-Colfax	(13,609.83)	0.00	0.00	(13,609.83)
305400 - General Fund Property Taxes-Dodge	(39,227.28)	0.00	0.00	(39,227.28)
305500 - General Fund Property Taxes-Madison	34.15	0.00	0.00	34.15
305600 - General Fund Property Taxes-Platte	377.89	0.00	0.00	377.89
305700 - General Fund Property Taxes-Saunders	(54,099.56)	0.00	0.00	(54,099.56)
Total Property Tax Income	(138,978.26)	0.00	0.00	(138,978.26)
Investment Income				
311350 - Interest - NPAIT Elkhorn	422.25	0.00	0.00	422.25
311400 - Interest - NPAIT Wanahoo SRA	1,302.66	0.00	0.00	1,302.66
311500 - Interest - NPAIT NRD	7.57	0.00	0.00	7.57
311600 - Interest - STFIT NRD	4,355.83	0.00	0.00	4,355.83
311700 - Interest - UBT NRD	49.53	0.00	0.00	49.53
304350 - Colon RW Interest - NPAIT	0.00	0.00	27.73	27.73
Total Investment Income	6,137.84	0.00	27.73	6,165.57
Miscellaneous Income				
309350 - Sales - Well Permits	400.00	0.00	0.00	400.00
310200 - Czechland Camping Fees	125.30	0.00	0.00	125.30
310201 - Wanahoo Park Permits	4,250.50	0.00	0.00	4,250.50
310202 - Lake Wanahoo Camping	3,051.93	0.00	0.00	3,051.93
313000 - Miscellaneous Income	1,448.00	0.00	0.00	1,448.00
315000 - RWD Administrative Fees	399.55	0.00	0.00	399.55
316000 - Employee/Director Reimb	32.30	0.00	0.00	32.30
317000 - Loss Or Gain On Sale Of Assets	18,000.00	0.00	0.00	18,000.00
Total Miscellaneous Income	27,707.58	0.00	0.00	27,707.58
Total Income	141,325.17	3,606.12	7,169.39	152,100.68
Expenses				
Administration Expenses				

**Lower Platte North NRD
Statements of Activities
For the Month Ended**

	Natural Resources District Month Ending 02/28/2026	Rural Water-Bruno Month Ending 02/28/2026	Rural Water-Colon Month Ending 02/28/2026	All Districts Month Ending 02/28/2026
Dues & Membership				
410202 - Dues & Membership - NACD	148.00	0.00	0.00	148.00
410203 - Dues - NARD	2,838.17	0.00	0.00	2,838.17
Total Dues & Membership	2,986.17	0.00	0.00	2,986.17
Fees and Licenses				
410302 - NRD Fees And Licenses	5.00	0.00	0.00	5.00
410304 - NRD Union Bank Fees	90.76	0.00	0.00	90.76
Total Fees and Licenses	95.76	0.00	0.00	95.76
Insurance				
410501 - Insurance-Auto	2,114.08	0.00	0.00	2,114.08
410502 - Insurance-Errors & Omissions	447.50	0.00	0.00	447.50
410504 - Insurance-Liability	5,629.79	0.00	0.00	5,629.79
410505 - Insurance-Property	4,707.18	0.00	0.00	4,707.18
Total Insurance	12,898.55	0.00	0.00	12,898.55
Interest Expense				
410600 - Interest Expense	0.00	0.00	68.19	68.19
Total Interest Expense	0.00	0.00	68.19	68.19
Legal Notices				
410701 - Legal Notices	72.32	0.00	0.00	72.32
Total Legal Notices	72.32	0.00	0.00	72.32
Maintenance Contracts				
410800 - Maintenance Contracts	555.76	0.00	0.00	555.76
Total Maintenance Contracts	555.76	0.00	0.00	555.76
Office Supply & Expense				
410902 - Office Supplies & Equip	335.18	0.00	0.00	335.18
410904 - Letterhead, Envelopes & Forms	2,430.00	0.00	0.00	2,430.00
410906 - Office Expense - Other	390.00	0.00	0.00	390.00
Total Office Supply & Expense	3,155.18	0.00	0.00	3,155.18
Computer Supply & Expense				
411002 - Computer Consultant	2,034.45	0.00	0.00	2,034.45
411004 - Computer Software	1,931.52	0.00	0.00	1,931.52
411006 - Email	580.80	0.00	0.00	580.80
Total Computer Supply & Expense	4,546.77	0.00	0.00	4,546.77
Postage				
411200 - Postage	1,009.75	0.00	0.00	1,009.75
Total Postage	1,009.75	0.00	0.00	1,009.75
Professional Services				
411301 - Prof Serv-Accounting	8,085.00	0.00	0.00	8,085.00
411304 - Prof Serv-Legal - General	1,467.00	0.00	0.00	1,467.00
411311 - Washington Expense	4,800.00	0.00	0.00	4,800.00
Total Professional Services	14,352.00	0.00	0.00	14,352.00
Telephone Expense				
411601 - Telephone - Cellular	931.49	0.00	0.00	931.49
411602 - Local Phone & Internet	502.63	0.00	0.00	502.63
Total Telephone Expense	1,434.12	0.00	0.00	1,434.12
Utilities				
411700 - Utilities Expense	1,546.26	0.00	0.00	1,546.26
Total Utilities	1,546.26	0.00	0.00	1,546.26
Total Administration Expenses	42,652.64	0.00	68.19	42,720.83
Information & Education Expenses				
Education				
420109 - Education Outreach	324.45	0.00	0.00	324.45
Total Education	324.45	0.00	0.00	324.45
Information				
420201 - Annual Report/Viaduct	7,309.19	0.00	0.00	7,309.19
420208 - Miscellaneous	168.75	0.00	0.00	168.75
420209 - Ktic Ad	224.00	0.00	0.00	224.00
420211 - E-Ads	500.00	0.00	0.00	500.00
Total Information	8,201.94	0.00	0.00	8,201.94
Other				
420407 - Cooperative Partnerships	296.77	0.00	0.00	296.77
Total Other	296.77	0.00	0.00	296.77
Total Information & Education Expenses	8,823.16	0.00	0.00	8,823.16
Operation & Maintenance				

**Lower Platte North NRD
Statements of Activities
For the Month Ended**

	Natural Resources District Month Ending 02/28/2026	Rural Water-Bruno Month Ending 02/28/2026	Rural Water-Colon Month Ending 02/28/2026	All Districts Month Ending 02/28/2026
Auto and Truck				
430101 - Auto & Truck Gas	635.43	0.00	0.00	635.43
430102 - Auto & Truck R&M	60.77	0.00	0.00	60.77
Total Auto and Truck	696.20	0.00	0.00	696.20
Building Maintenance				
430201 - Bldg Maintenance	140.31	0.00	0.00	140.31
430202 - Office Cleaning	525.00	0.00	0.00	525.00
430203 - Garbage Maintenance	101.72	0.00	0.00	101.72
Total Building Maintenance	767.03	0.00	0.00	767.03
Operation and Maintenance				
430401 - Czechland & Homestead	386.29	0.00	0.00	386.29
430402 - Equipment Upkeep	2,984.11	0.00	0.00	2,984.11
430403 - Operation & Maintenance	234.24	0.00	0.00	234.24
430406 - Wanahoo Park Operation	523.08	0.00	0.00	523.08
430407 - Monitoring Wanahoo Dam	6,743.00	0.00	0.00	6,743.00
430408 - Wanahoo Rec Mgmt	2,136.97	0.00	0.00	2,136.97
430409 - Lake Wanahoo Education Building	261.53	0.00	0.00	261.53
Total Operation and Maintenance	13,269.22	0.00	0.00	13,269.22
Other				
430804 - O&M One-Call Services	1.90	0.00	0.00	1.90
Total Other	1.90	0.00	0.00	1.90
Total Operation & Maintenance	14,734.35	0.00	0.00	14,734.35
Personnel Expenses				
Director Expense				
440101 - Director Meeting Expense	6,330.11	0.00	0.00	6,330.11
Total Director Expense	6,330.11	0.00	0.00	6,330.11
Employee Benefits				
440301 - Dental Insurance	1,770.87	0.00	0.00	1,770.87
440302 - Health Insurance	31,216.67	0.00	0.00	31,216.67
440303 - Retirement Benefit - 414H	6,864.10	0.00	0.00	6,864.10
440304 - Retirement Benefit - 457 Plan	2,464.25	0.00	0.00	2,464.25
440306 - Workmans Comp Benefit	2,000.83	0.00	0.00	2,000.83
440307 - Employee Benefits - Other	(30.86)	0.00	0.00	(30.86)
440309 - Flexible Spending Fee	20.00	0.00	0.00	20.00
Total Employee Benefits	44,305.86	0.00	0.00	44,305.86
Payroll Taxes				
440401 - FICA - ER	5,983.45	0.00	0.00	5,983.45
440402 - Medicare - ER	1,399.35	0.00	0.00	1,399.35
Total Payroll Taxes	7,382.80	0.00	0.00	7,382.80
Personnel Expense				
440501 - Personnel Meeting Exp	5,983.99	0.00	0.00	5,983.99
Total Personnel Expense	5,983.99	0.00	0.00	5,983.99
Salaries				
440601 - Salaries - Administration	21,486.82	0.00	0.00	21,486.82
440602 - Salaries - Clerical	2,507.58	0.00	0.00	2,507.58
440604 - Salaries - I & E	9,478.14	0.00	0.00	9,478.14
440605 - Salaries - Op & Maint	17,598.26	0.00	0.00	17,598.26
440606 - NRCS Support	11,764.06	0.00	0.00	11,764.06
440607 - Salaries - Projects	8,659.20	0.00	0.00	8,659.20
440608 - Salaries - Water	28,302.39	0.00	0.00	28,302.39
440616 - Lake Wanhoo Park Op.	4,267.51	0.00	0.00	4,267.51
Total Salaries	104,063.96	0.00	0.00	104,063.96
Total Personnel Expenses	168,066.72	0.00	0.00	168,066.72
Water Expenses				
Groundwater Management Plan				
460102 - GWMP - Information & Education	50.00	0.00	0.00	50.00
460103 - GWMP - Nitrogen Classes	181.83	0.00	0.00	181.83
460110 - Basin Wide Water Plan	833.33	0.00	0.00	833.33
Total Groundwater Management Plan	1,065.16	0.00	0.00	1,065.16
Groundwater Programs				
460201 - Decommissioned Wells	797.43	0.00	0.00	797.43
460203 - GW Levels	23.45	0.00	0.00	23.45
Total Groundwater Programs	820.88	0.00	0.00	820.88
Special Projects				
460504 - ENWRA	2,500.00	0.00	0.00	2,500.00

**Lower Platte North NRD
Statements of Activities
For the Month Ended**

	Natural Resources District Month Ending 02/28/2026	Rural Water-Bruno Month Ending 02/28/2026	Rural Water-Colon Month Ending 02/28/2026	All Districts Month Ending 02/28/2026
460519 - Hydrological Study	22,000.00	0.00	0.00	22,000.00
460522 - Groundwater Management Plan Rev	4,115.50	0.00	0.00	4,115.50
Total Special Projects	28,615.50	0.00	0.00	28,615.50
Land Treatment				
450803 - Shell Creek Watershed Plan 319	2,072.27	0.00	0.00	2,072.27
Total Land Treatment	2,072.27	0.00	0.00	2,072.27
Total Water Expenses	32,573.81	0.00	0.00	32,573.81
Rural Water District Expenses				
570201 - Water Purchase	0.00	1,656.35	946.10	2,602.45
570204 - Testing	0.00	15.00	0.00	15.00
570207 - Other Expenses	0.00	0.00	(110.30)	(110.30)
570208 - Lpnnrd Adm. Fee	0.00	180.21	219.34	399.55
570210 - Health/Life/Vision/LTD - ER	0.00	202.67	304.00	506.67
570211 - Dental - ER	0.00	21.72	32.59	54.31
570212 - 414H ER Contributions	0.00	71.90	107.84	179.74
570215 - ER Social Security Tax	0.00	113.45	163.97	277.42
570216 - ER Medicare Tax	0.00	26.53	38.35	64.88
570217 - Salaries	0.00	224.37	436.62	660.99
570219 - Fees And Licenses	0.00	17.12	25.69	42.81
570220 - Rural Water One-Call	0.00	0.00	0.95	0.95
570223 - Rural Water Gasoline	0.00	50.92	33.87	84.79
570224 - Rural Water Personnel Meeting	0.00	178.00	267.00	445.00
570231 - Rural Water Equipment Upkeep	0.00	0.00	16.98	16.98
570308 - Colon Meter House Expense	0.00	0.00	87.94	87.94
570309 - Colon Sewer Collections	0.00	0.00	2,674.75	2,674.75
Total Rural Water District Expenses	0.00	2,758.24	5,245.69	8,003.93
Capital Expenditures - Small Items				
480105 - Capital Outlay Small Items (Equipment)	850.15	0.00	0.00	850.15
Total Capital Expenditures - Small Items	850.15	0.00	0.00	850.15
Depreciation Expense				
Depreciation				
908000 - Depreciation Expense	75,500.97	677.91	1,432.90	77,611.78
908350 - Amortization Expense - Colon	0.00	0.00	4.16	4.16
Total Depreciation	75,500.97	677.91	1,437.06	77,615.94
Total Depreciation Expense	75,500.97	677.91	1,437.06	77,615.94
Total Expenses	343,201.80	3,436.15	6,750.94	353,388.89
Total Change in Net Position	\$ (201,876.63)	\$ 169.97	\$ 418.45	\$ (201,288.21)

**Lower Platte North NRD
Statements of Activities
For the Periods Ended**

	Natural Resources District Year To Date 02/28/2026	Rural Water-Bruno Year To Date 02/28/2026	Rural Water-Colon Year To Date 02/28/2026	All Districts Year To Date 02/28/2026
Income				
Federal Income				
303206 - Wahoo Creek 319 Grant	0.00	0.00	0.00	0.00
303207 - Shell Creek 319 Grant	70,858.69	0.00	0.00	70,858.69
303209 - Shell Creek Phase II 319 - NDEE	0.00	0.00	0.00	0.00
303210 - Shell Creek Phase II - 319 DEQ	0.00	0.00	0.00	0.00
303225 - Wahoo Creek WS PL566	172,529.33	0.00	0.00	172,529.33
303250 - Water Smart Grant	0.00	0.00	0.00	0.00
303400 - Sand and Duck 319	0.00	0.00	0.00	0.00
303475 - Cottonwood 319	0.00	0.00	0.00	0.00
303960 - Hazard Mitigation - Federal	12,848.60	0.00	0.00	12,848.60
303961 - FEMA - Flood Funds	95,742.19	0.00	0.00	95,742.19
303966 - FEMA - Hazard Mitigation Plan Update	0.00	0.00	0.00	0.00
303962 - NEMA - Flood Funds	11,673.44	0.00	0.00	11,673.44
303963 - FEMA - 428 Funds	(199.75)	0.00	0.00	(199.75)
303964 - Federal - NRCS	16,633.39	0.00	0.00	16,633.39
303965 - Federal Wanahoo - Stilling	0.00	0.00	0.00	0.00
303967 - SWP - NWQI	0.00	0.00	0.00	0.00
Total Federal Income	\$ 380,085.89	\$ 0.00	\$ 0.00	\$ 380,085.89
State Income				
301201 - Natural Resources WQ Fund	10,250.60	0.00	0.00	10,250.60
301202 - Decommissioned Wells	2,229.99	0.00	0.00	2,229.99
301203 - Motor Vehicle Pro-Rate	2,764.61	0.00	0.00	2,764.61
301309 - Water Sustainability Fund	38,400.00	0.00	0.00	38,400.00
301310 - Shell Creek NET	129,356.51	0.00	0.00	129,356.51
301321 - NET Grant	55,920.00	0.00	0.00	55,920.00
301325 - JEDI Funding	3,259,819.94	0.00	0.00	3,259,819.94
301900 - State Grant - NE Buffer Strip	57,884.26	0.00	0.00	57,884.26
304100 - Lake Wanahoo - Other	21,937.31	0.00	0.00	21,937.31
Total State Income	3,578,563.22	0.00	0.00	3,578,563.22
Local Income				
304105 - Education Building Rent	12,112.50	0.00	0.00	12,112.50
304112 - Dirt Sales - Wanahoo	6,256.95	0.00	0.00	6,256.95
304500 - JWMAB	12,126.00	0.00	0.00	12,126.00
Total Local Income	30,495.45	0.00	0.00	30,495.45
Rural Water Income				
304240 - Water Sales	0.00	41,847.75	33,783.95	75,631.70
304275 - Colon Hook Up Fees	0.00	0.00	3,194.20	3,194.20
304295 - Colon Sewer Fees	0.00	0.00	21,625.00	21,625.00
304261 - Other Revenue	0.00	(7.17)	705.69	698.52
Total Rural Water Income	0.00	41,840.58	59,308.84	101,149.42
Property Tax Income				
305100 - General Fund Property Taxes-Boone	119,095.93	0.00	0.00	119,095.93
305200 - General Fund Property Taxes-Butler	376,688.71	0.00	0.00	376,688.71
305300 - General Fund Property Taxes-Coffax	316,595.35	0.00	0.00	316,595.35
305400 - General Fund Property Taxes-Dodge	1,029,668.63	0.00	0.00	1,029,668.63
305500 - General Fund Property Taxes-Madison	49,975.17	0.00	0.00	49,975.17
305600 - General Fund Property Taxes-Platte	420,354.35	0.00	0.00	420,354.35
305700 - General Fund Property Taxes-Saunders	1,155,466.78	0.00	0.00	1,155,466.78
Total Property Tax Income	3,467,844.92	0.00	0.00	3,467,844.92
Investment Income				
311350 - Interest - NPAIT Elkhorn	3,969.95	0.00	0.00	3,969.95
311400 - Interest - NPAIT Wanahoo SRA	13,632.82	0.00	0.00	13,632.82
311500 - Interest - NPAIT NRD	71.23	0.00	0.00	71.23
311600 - Interest - STFIT NRD	36,302.34	0.00	0.00	36,302.34
311700 - Interest - UBT NRD	429.33	0.00	0.00	429.33
304350 - Colon RW Interest - NPAIT	0.00	0.00	260.74	260.74
Total Investment Income	54,405.67	0.00	260.74	54,666.41
Miscellaneous Income				
309100 - Sales - Trees	2,351.25	0.00	0.00	2,351.25
309350 - Sales - Well Permits	1,350.00	0.00	0.00	1,350.00
309360 - Sales - Sample Kits	1,970.00	0.00	0.00	1,970.00
309400 - Sales - Other	975.00	0.00	0.00	975.00
309500 - Equipment Rent	2,632.90	0.00	0.00	2,632.90
310000 - Chemigation Permits	850.00	0.00	0.00	850.00

**Lower Platte North NRD
Statements of Activities
For the Periods Ended**

	Natural Resources District Year To Date 02/28/2026	Rural Water-Bruno Year To Date 02/28/2026	Rural Water-Colon Year To Date 02/28/2026	All Districts Year To Date 02/28/2026
310100 - Check Valve Sales	297.76	0.00	0.00	297.76
310200 - Czechland Camping Fees	7,997.04	0.00	0.00	7,997.04
310201 - Wanahoo Park Permits	26,283.50	0.00	0.00	26,283.50
310202 - Lake Wanahoo Camping	82,084.42	0.00	0.00	82,084.42
313000 - Miscellaneous Income	31,464.50	0.00	0.00	31,464.50
315000 - RWD Administrative Fees	3,781.60	0.00	0.00	3,781.60
316000 - Employee/Director Reimb	855.42	0.00	0.00	855.42
317000 - Loss Or Gain On Sale Of Assets	27,100.00	0.00	0.00	27,100.00
318000 - Special Project Income	3,000.00	0.00	0.00	3,000.00
Total Miscellaneous Income	192,993.39	0.00	0.00	192,993.39
Total Income	7,704,388.54	41,840.58	59,569.58	7,805,798.70
Expenses				
Administration Expenses				
Bonds				
410100 - Bonds	40.00	0.00	0.00	40.00
Total Bonds	40.00	0.00	0.00	40.00
Dues & Membership				
410202 - Dues & Membership - NACD	1,184.00	0.00	0.00	1,184.00
410203 - Dues - NARD	22,636.14	0.00	0.00	22,636.14
410204 - Dues - NWRRA	1,950.00	0.00	0.00	1,950.00
410205 - Dues & Membership - Other	965.17	0.00	0.00	965.17
Total Dues & Membership	26,735.31	0.00	0.00	26,735.31
Fees and Licenses				
410302 - NRD Fees And Licenses	419.19	0.00	0.00	419.19
410304 - NRD Union Bank Fees	549.76	0.00	0.00	549.76
Total Fees and Licenses	968.95	0.00	0.00	968.95
Insurance				
410501 - Insurance-Auto	10,397.39	0.00	0.00	10,397.39
410502 - Insurance-Errors & Omissions	3,675.25	0.00	0.00	3,675.25
410504 - Insurance-Liability	45,697.75	0.00	0.00	45,697.75
410505 - Insurance-Property	36,162.87	0.00	0.00	36,162.87
Total Insurance	95,933.26	0.00	0.00	95,933.26
Interest Expense				
410600 - Interest Expense	0.00	0.00	553.54	553.54
Total Interest Expense	0.00	0.00	553.54	553.54
Legal Notices				
410701 - Legal Notices	1,036.59	0.00	0.00	1,036.59
Total Legal Notices	1,036.59	0.00	0.00	1,036.59
Maintenance Contracts				
410800 - Maintenance Contracts	3,598.40	0.00	0.00	3,598.40
Total Maintenance Contracts	3,598.40	0.00	0.00	3,598.40
Office Supply & Expense				
410901 - Copier Supplies	691.64	0.00	0.00	691.64
410902 - Office Supplies & Equip	1,670.92	0.00	0.00	1,670.92
410903 - Franklin Supplies	81.50	0.00	0.00	81.50
410904 - Letterhead, Envelopes & Forms	2,819.33	0.00	0.00	2,819.33
410905 - Reference Books	546.00	0.00	0.00	546.00
410906 - Office Expense - Other	24,425.82	0.00	0.00	24,425.82
Total Office Supply & Expense	30,235.21	0.00	0.00	30,235.21
Computer Supply & Expense				
411002 - Computer Consultant	13,636.15	0.00	0.00	13,636.15
411003 - Computer Repairs & Parts	259.80	0.00	0.00	259.80
411004 - Computer Software	7,836.73	0.00	0.00	7,836.73
411006 - Email	3,840.20	0.00	0.00	3,840.20
411011 - Computers & Equipment	18,080.35	0.00	0.00	18,080.35
411012 - Website Design & Hosting	6,032.00	0.00	0.00	6,032.00
Total Computer Supply & Expense	49,685.23	0.00	0.00	49,685.23
Postage				
411200 - Postage	3,270.74	0.00	0.00	3,270.74
Total Postage	3,270.74	0.00	0.00	3,270.74
Professional Services				
411301 - Prof Serv-Accounting	64,860.15	0.00	0.00	64,860.15
411304 - Prof Serv-Legal - General	10,372.00	0.00	0.00	10,372.00
411311 - Washington Expense	19,100.00	0.00	0.00	19,100.00

**Lower Platte North NRD
Statements of Activities
For the Periods Ended**

	Natural Resources District Year To Date 02/28/2026	Rural Water-Bruno Year To Date 02/28/2026	Rural Water-Colon Year To Date 02/28/2026	All Districts Year To Date 02/28/2026
Total Professional Services	94,332.15	0.00	0.00	94,332.15
Rent Expense				
411400 - Rent Expense	852.66	0.00	0.00	852.66
Total Rent Expense	852.66	0.00	0.00	852.66
Support to Organizations				
411501 - Locally Lead Conservation Groups	1,250.00	0.00	0.00	1,250.00
Total Support to Organizations	1,250.00	0.00	0.00	1,250.00
Telephone Expense				
411601 - Telephone - Cellular	7,292.22	0.00	0.00	7,292.22
411602 - Local Phone & Internet	4,786.91	0.00	0.00	4,786.91
Total Telephone Expense	12,079.13	0.00	0.00	12,079.13
Utilities				
411700 - Utilities Expense	5,687.01	0.00	0.00	5,687.01
Total Utilities	5,687.01	0.00	0.00	5,687.01
Total Administration Expenses	325,704.64	0.00	553.54	326,258.18
Information & Education Expenses				
Education				
420103 - Land & Range Judging Contest	1,262.41	0.00	0.00	1,262.41
420106 - Miscellaneous Education Expense	341.16	0.00	0.00	341.16
420107 - Water Testing Event	144.00	0.00	0.00	144.00
420109 - Education Outreach	2,555.04	0.00	0.00	2,555.04
Total Education	4,302.61	0.00	0.00	4,302.61
Information				
420201 - Annual Report/Viaduct	14,818.19	0.00	0.00	14,818.19
420208 - Miscellaneous	168.75	0.00	0.00	168.75
420209 - Ktic Ad	1,944.00	0.00	0.00	1,944.00
420211 - E-Ads	3,280.00	0.00	0.00	3,280.00
420212 - TV Promotion	200.00	0.00	0.00	200.00
Total Information	20,410.94	0.00	0.00	20,410.94
Scholarships and Grants				
420307 - Shell Crk Watershd Scholarship	1,000.00	0.00	0.00	1,000.00
420308 - Pollinator Program	80.87	0.00	0.00	80.87
420309 - Middle/High School Natural Resources Grant	4,500.00	0.00	0.00	4,500.00
Total Scholarships and Grants	5,580.87	0.00	0.00	5,580.87
Other				
420401 - Art Supplies	28.45	0.00	0.00	28.45
420402 - Cooperative Projects/Donations	460.87	0.00	0.00	460.87
420404 - Promotional Materials	1,284.15	0.00	0.00	1,284.15
420407 - Cooperative Partnerships	796.77	0.00	0.00	796.77
Total Other	2,570.24	0.00	0.00	2,570.24
Total Information & Education Expenses	32,864.66	0.00	0.00	32,864.66
Operation & Maintenance				
Auto and Truck				
430101 - Auto & Truck Gas	11,022.80	0.00	0.00	11,022.80
430102 - Auto & Truck R&M	16,274.48	0.00	0.00	16,274.48
Total Auto and Truck	27,297.28	0.00	0.00	27,297.28
Building Maintenance				
430201 - Bldg Maintenance	8,756.38	0.00	0.00	8,756.38
430202 - Office Cleaning	3,765.00	0.00	0.00	3,765.00
430203 - Garbage Maintenance	863.76	0.00	0.00	863.76
Total Building Maintenance	13,385.14	0.00	0.00	13,385.14
Operation and Maintenance				
430401 - Czechland & Homestead	9,710.67	0.00	0.00	9,710.67
430402 - Equipment Upkeep	7,464.00	0.00	0.00	7,464.00
430403 - Operation & Maintenance	7,037.70	0.00	0.00	7,037.70
430406 - Wanahoo Park Operation	12,064.20	0.00	0.00	12,064.20
430407 - Monitoring Wanahoo Dam	17,950.05	0.00	0.00	17,950.05
430408 - Wanahoo Rec Mgmt	40,609.96	0.00	0.00	40,609.96
430409 - Lake Wanahoo Education Building	5,250.55	0.00	0.00	5,250.55
Total Operation and Maintenance	100,087.13	0.00	0.00	100,087.13
Project Repairs				
430503 - Project Repairs - Other	14,641.66	0.00	0.00	14,641.66
Total Project Repairs	14,641.66	0.00	0.00	14,641.66

**Lower Platte North NRD
Statements of Activities
For the Periods Ended**

	Natural Resources District Year To Date 02/28/2026	Rural Water-Bruno Year To Date 02/28/2026	Rural Water-Colon Year To Date 02/28/2026	All Districts Year To Date 02/28/2026
Steam Bank Stabilization				
430602 - Stream Bank - Platte/Elkhorn Rivers	4,000.00	0.00	0.00	4,000.00
Total Steam Bank Stabilization	4,000.00	0.00	0.00	4,000.00
Other				
430802 - Stock For Resale - Trees	570.50	0.00	0.00	570.50
430804 - O&M One-Call Services	24.31	0.00	0.00	24.31
Total Other	594.81	0.00	0.00	594.81
Total Operation & Maintenance	160,006.02	0.00	0.00	160,006.02
Personnel Expenses				
Director Expense				
440101 - Director Meeting Expense	14,740.98	0.00	0.00	14,740.98
440102 - Director Mileage Expense	6,762.70	0.00	0.00	6,762.70
440104 - Computer Stipend	2,550.00	0.00	0.00	2,550.00
Total Director Expense	24,053.68	0.00	0.00	24,053.68
Director Per Diem				
440200 - Director Per Diem	12,740.00	0.00	0.00	12,740.00
Total Director Per Diem	12,740.00	0.00	0.00	12,740.00
Employee Benefits				
440301 - Dental Insurance	14,211.49	0.00	0.00	14,211.49
440302 - Health Insurance	245,415.61	0.00	0.00	245,415.61
440303 - Retirement Benefit - 414H	60,327.42	0.00	0.00	60,327.42
440304 - Retirement Benefit - 457 Plan	2,464.25	0.00	0.00	2,464.25
440305 - Tuition Reimbursement	6,000.00	0.00	0.00	6,000.00
440306 - Workmans Comp Benefit	15,816.14	0.00	0.00	15,816.14
440307 - Employee Benefits - Other	(54.01)	0.00	0.00	(54.01)
440309 - Flexible Spending Fee	160.00	0.00	0.00	160.00
Total Employee Benefits	344,340.90	0.00	0.00	344,340.90
Payroll Taxes				
440401 - FICA - ER	54,907.20	0.00	0.00	54,907.20
440402 - Medicare - ER	12,936.16	0.00	0.00	12,936.16
Total Payroll Taxes	67,843.36	0.00	0.00	67,843.36
Personnel Expense				
440501 - Personnel Meeting Exp	19,000.80	0.00	0.00	19,000.80
440502 - Personnel Mileage Exp	875.70	0.00	0.00	875.70
440503 - Safety Committee	292.20	0.00	0.00	292.20
440504 - Personnel Uniform Exp	1,176.98	0.00	0.00	1,176.98
Total Personnel Expense	21,345.68	0.00	0.00	21,345.68
Salaries				
440601 - Salaries - Administration	181,665.17	0.00	0.00	181,665.17
440602 - Salaries - Clerical	21,189.05	0.00	0.00	21,189.05
440603 - Employee Recognition Program	700.00	0.00	0.00	700.00
440604 - Salaries - I & E	80,090.28	0.00	0.00	80,090.28
440605 - Salaries - Op & Maint	152,972.33	0.00	0.00	152,972.33
440606 - NRCS Support	110,151.80	0.00	0.00	110,151.80
440607 - Salaries - Projects	73,170.24	0.00	0.00	73,170.24
440608 - Salaries - Water	267,851.46	0.00	0.00	267,851.46
440616 - Lake Wanhoo Park Op.	70,022.05	0.00	0.00	70,022.05
Total Salaries	957,812.38	0.00	0.00	957,812.38
Total Personnel Expenses	1,428,136.00	0.00	0.00	1,428,136.00
Projects Expenses				
Inter-Governmental				
450114 - Trails	2,000.00	0.00	0.00	2,000.00
450119 - JWMAB Dodge Co	36,132.80	0.00	0.00	36,132.80
450123 - Hazard Mitigation Update	13,765.00	0.00	0.00	13,765.00
Total Inter-Governmental	51,897.80	0.00	0.00	51,897.80
Special Projects				
450309 - SA No-Till Conf/Shell Creek	1,000.00	0.00	0.00	1,000.00
Total Special Projects	1,000.00	0.00	0.00	1,000.00
Other Projects				
450711 - Leshara	13,000.00	0.00	0.00	13,000.00
Total Other Projects	13,000.00	0.00	0.00	13,000.00
Platte River Corridor Alliance				
411101 - PRCA - Administration	5,137.00	0.00	0.00	5,137.00
411129 - USGS Monitoring at Leshara	8,000.00	0.00	0.00	8,000.00

**Lower Platte North NRD
Statements of Activities
For the Periods Ended**

	Natural Resources District Year To Date 02/28/2026	Rural Water-Bruno Year To Date 02/28/2026	Rural Water-Colon Year To Date 02/28/2026	All Districts Year To Date 02/28/2026
Total Platte River Corridor Alliance	13,137.00	0.00	0.00	13,137.00
Total Projects Expenses	79,034.80	0.00	0.00	79,034.80
Water Expenses				
Groundwater Management Plan				
460101 - GWMP - Cost - Share	3,925.45	0.00	0.00	3,925.45
460102 - GWMP - Information & Education	499.02	0.00	0.00	499.02
460103 - GWMP - Nitrogen Classes	208.27	0.00	0.00	208.27
460104 - GWMP - Permits	75.00	0.00	0.00	75.00
460110 - Basin Wide Water Plan	6,666.66	0.00	0.00	6,666.66
Total Groundwater Management Plan	11,374.40	0.00	0.00	11,374.40
Groundwater Programs				
460201 - Decommissioned Wells	5,926.59	0.00	0.00	5,926.59
460203 - GW Levels	65.05	0.00	0.00	65.05
460204 - GW Quality Program	7,704.63	0.00	0.00	7,704.63
460206 - Monitoring Wells	5,111.81	0.00	0.00	5,111.81
Total Groundwater Programs	18,808.08	0.00	0.00	18,808.08
Regulatory				
460301 - Chemigation	36.30	0.00	0.00	36.30
Total Regulatory	36.30	0.00	0.00	36.30
Surface Water Programs				
460403 - Stream Flow	12,769.00	0.00	0.00	12,769.00
Total Surface Water Programs	12,769.00	0.00	0.00	12,769.00
Special Projects				
460504 - ENWRA	20,000.00	0.00	0.00	20,000.00
460519 - Hydrological Study	64,000.00	0.00	0.00	64,000.00
460522 - Groundwater Management Plan Rev	35,797.50	0.00	0.00	35,797.50
470101 - NRD Rural Water - Studies	6,000.00	0.00	0.00	6,000.00
Total Special Projects	125,797.50	0.00	0.00	125,797.50
Land Treatment				
450201 - Ne Buffer Strip	57,884.26	0.00	0.00	57,884.26
450803 - Shell Creek Watershed Plan 319	198,731.67	0.00	0.00	198,731.67
Total Land Treatment	256,615.93	0.00	0.00	256,615.93
Total Water Expenses	425,401.21	0.00	0.00	425,401.21
Rural Water District Expenses				
570201 - Water Purchase	0.00	16,745.77	9,460.03	26,205.80
570204 - Testing	0.00	795.00	173.00	968.00
570206 - Repair	0.00	0.00	254.69	254.69
570207 - Other Expenses	0.00	0.00	(30.00)	(30.00)
570208 - Lpnrnd Adm. Fee	0.00	2,092.39	1,689.21	3,781.60
570210 - Health/Life/Vision/LTD - ER	0.00	1,621.36	2,432.00	4,053.36
570211 - Dental - ER	0.00	173.76	260.72	434.48
570212 - 414H ER Contributions	0.00	647.08	970.58	1,617.66
570215 - ER Social Security Tax	0.00	1,354.89	1,301.71	2,656.60
570216 - ER Medicare Tax	0.00	221.99	304.44	526.43
570217 - Salaries	0.00	2,047.62	5,041.54	7,089.16
570219 - Fees And Licenses	0.00	95.63	143.46	239.09
570220 - Rural Water One-Call	0.00	7.55	27.88	35.43
570221 - Rural Water Hand Tools & Supplies	0.00	0.00	1,353.88	1,353.88
570223 - Rural Water Gasoline	0.00	356.14	304.36	660.50
570224 - Rural Water Personnel Meeting	0.00	376.00	564.00	940.00
570231 - Rural Water Equipment Upkeep	0.00	21.59	82.42	104.01
570232 - Rural Water Compensated Absences	0.00	22.04	0.00	22.04
570308 - Colon Meter House Expense	0.00	0.00	803.29	803.29
570309 - Colon Sewer Collections	0.00	0.00	21,192.25	21,192.25
Total Rural Water District Expenses	0.00	26,578.81	46,329.46	72,908.27
Capital Expenditures - Small Items				
480105 - Capital Outlay Small Items (Equipment)	850.15	0.00	0.00	850.15
Total Capital Expenditures - Small Items	850.15	0.00	0.00	850.15
Depreciation Expense				
Depreciation				
908000 - Depreciation Expense	583,756.13	5,423.28	11,463.20	600,642.61
908350 - Amortization Expense - Colon	0.00	0.00	33.35	33.35
Total Depreciation	583,756.13	5,423.28	11,496.55	600,675.96
Total Depreciation Expense	583,756.13	5,423.28	11,496.55	600,675.96

**Lower Platte North NRD
Statements of Activities
For the Periods Ended**

	Natural Resources District Year To Date 02/28/2026	Rural Water-Bruno Year To Date 02/28/2026	Rural Water-Colon Year To Date 02/28/2026	All Districts Year To Date 02/28/2026
Total Expenses	3,035,753.61	32,002.09	58,379.55	3,126,135.25
Total Change in Net Position	\$ 4,668,634.93	\$ 9,838.49	\$ 1,190.03	\$ 4,679,663.45

Preliminary Draft

Lower Platte North NRD Supplemental Schedule Statements of Activities - Actual vs. Budget

	Month Ending 02/28/2026 <small>MTD Actual</small>	Year To Date 02/28/2026 <small>FYTD Actual</small>	Annual Budget June 30, 2026 <small>FY2026</small>	\$ Difference Annual Budget	Percentage Annual Budget
Change in Net Position					
Income					
Federal Income					
303206 - Wahoo Creek 319 Grant	0.00	0.00	50,000.00	(50,000.00)	0.00 %
303207 - Shell Creek 319 Grant	0.00	70,858.69	361,046.00	(290,187.31)	19.63 %
303225 - Wahoo Creek WS PL566	111,810.83	172,529.33	1,350,000.00	(1,177,470.67)	12.78 %
303960 - Hazard Mitigation - Federal	0.00	12,848.60	14,000.00	(1,151.40)	91.78 %
303961 - FEMA - Flood Funds	0.00	95,742.19	750,000.00	(654,257.81)	12.77 %
303962 - NEMA - Flood Funds	0.00	11,673.44	125,000.00	(113,326.56)	9.34 %
303963 - FEMA - 428 Funds	(199.75)	(199.75)	951,000.00	(951,199.75)	(0.02) %
303964 - Federal - NRCS	712.45	16,633.39	425,000.00	(408,366.61)	3.91 %
303967 - SWP - NWQI	0.00	0.00	60,000.00	(60,000.00)	0.00 %
Total Federal Income	112,323.53	380,085.89	4,086,046.00	(3,705,960.11)	9.30 %
State Income					
301201 - Natural Resources WQ Fund	0.00	10,250.60	50,000.00	(39,749.40)	20.50 %
301202 - Decommissioned Wells	0.00	2,229.99	5,000.00	(2,770.01)	44.60 %
301203 - Motor Vehicle Pro-Rate	28.83	2,764.61	8,400.00	(5,635.39)	32.91 %
301309 - Water Sustainability Fund	13,200.00	38,400.00	92,000.00	(53,600.00)	41.74 %
301310 - Shell Creek NET	2,690.02	129,356.51	196,818.00	(67,461.49)	65.72 %
301321 - NET Grant	0.00	55,920.00	27,960.00	27,960.00	200.00 %
301325 - JEDI Funding	115,248.33	3,259,819.94	4,500,000.00	(1,240,180.06)	72.44 %
301900 - State Grant - NE Buffer Strip	0.00	57,884.26	62,000.00	(4,115.74)	93.36 %
304100 - Lake Wanahoo - Other	0.00	21,937.31	25,000.00	(3,062.69)	87.75 %
Total State Income	131,167.18	3,578,563.22	4,967,178.00	(1,388,614.78)	72.04 %
Local Income					
304105 - Education Building Rent	2,500.00	12,112.50	17,000.00	(4,887.50)	71.25 %
304112 - Dirt Sales - Wanahoo	467.30	6,256.95	7,500.00	(1,243.05)	83.43 %
304400 - Flow Meter Maint. Reimb.	0.00	0.00	500.00	(500.00)	0.00 %
304500 - JWMAB	0.00	12,126.00	17,223.00	(5,097.00)	70.41 %
Total Local Income	2,967.30	30,495.45	42,223.00	(11,727.55)	72.22 %
Property Tax Income					
305100 - General Fund Property Taxes-Boone	(10,819.57)	119,095.93	96,000.00	23,095.93	124.06 %
305200 - General Fund Property Taxes-Butler	(21,634.06)	376,688.71	370,000.00	6,688.71	101.81 %
305300 - General Fund Property Taxes-Colfax	(13,609.83)	316,595.35	318,500.00	(1,904.65)	99.40 %
305400 - General Fund Property Taxes-Dodge	(39,227.28)	1,029,668.63	1,064,000.00	(34,331.37)	96.77 %
305500 - General Fund Property Taxes-Madison	34.15	49,975.17	48,500.00	1,475.17	103.04 %
305600 - General Fund Property Taxes-Platte	377.89	420,354.35	401,000.00	19,354.35	104.83 %
305700 - General Fund Property Taxes-Saunders	(54,099.56)	1,155,466.78	1,185,000.00	(29,533.22)	97.51 %
Total Property Tax Income	(138,978.26)	3,467,844.92	3,483,000.00	(15,155.08)	99.56 %
Investment Income					
311350 - Interest - NPAIT Elkhorn	422.25	3,969.95	6,000.00	(2,030.05)	66.17 %
311400 - Interest - NPAIT Wanahoo SRA	1,302.66	13,632.82	25,000.00	(11,367.18)	54.53 %
311500 - Interest - NPAIT NRD	7.57	71.23	100.00	(28.77)	71.23 %
311600 - Interest - STFIT NRD	4,355.83	36,302.34	120,000.00	(83,697.66)	30.25 %
311700 - Interest - UBT NRD	49.53	429.33	800.00	(370.67)	53.67 %
Total Investment Income	6,137.84	54,405.67	151,900.00	(97,494.33)	35.82 %
Miscellaneous Income					
309100 - Sales - Trees	0.00	2,351.25	16,000.00	(13,648.75)	14.70 %
309350 - Sales - Well Permits	400.00	1,350.00	1,500.00	(150.00)	90.00 %

Lower Platte North NRD Supplemental Schedule Statements of Activities - Actual vs. Budget

	Month Ending 02/28/2026 <small>MTD Actual</small>	Year To Date 02/28/2026 <small>FYTD Actual</small>	Annual Budget June 30, 2026 <small>FY2026</small>	\$ Difference Annual Budget	Percentage Annual Budget
309360 - Sales - Sample Kits	0.00	1,970.00	4,000.00	(2,030.00)	49.25 %
309400 - Sales - Other	0.00	975.00	1,800.00	(825.00)	54.17 %
309500 - Equipment Rent	0.00	2,632.90	6,500.00	(3,867.10)	40.51 %
310000 - Chemigation Permits	0.00	850.00	24,000.00	(23,150.00)	3.54 %
310100 - Check Valve Sales	0.00	297.76	1,500.00	(1,202.24)	19.85 %
310200 - Czechland Camping Fees	125.30	7,997.04	13,000.00	(5,002.96)	61.52 %
310201 - Wanahoo Park Permits	4,250.50	26,283.50	65,000.00	(38,716.50)	40.44 %
310202 - Lake Wanahoo Camping	3,051.93	82,084.42	120,000.00	(37,915.58)	68.40 %
312000 - Salaries-Other NRD	0.00	0.00	104,101.00	(104,101.00)	0.00 %
313000 - Miscellaneous Income	1,448.00	31,464.50	10,000.00	21,464.50	314.65 %
315000 - RWD Administrative Fees	399.55	3,781.60	5,500.00	(1,718.40)	68.76 %
316000 - Employee/Director Reimb	32.30	855.42	3,000.00	(2,144.58)	28.51 %
317000 - Loss Or Gain On Sale Of Assets	18,000.00	27,100.00	50,000.00	(22,900.00)	54.20 %
318000 - Special Project Income	0.00	3,000.00	25,000.00	(22,000.00)	12.00 %
Total Miscellaneous Income	27,707.58	192,993.39	450,901.00	(257,907.61)	42.80 %
Total Income	141,325.17	7,704,388.54	13,181,248.00	(5,476,859.46)	58.45 %
Expenses					
Administration Expenses					
Bonds					
410100 - Bonds	0.00	40.00	0.00	40.00	0.00 %
Total Bonds	0.00	40.00	0.00	40.00	0.00 %
Dues & Membership					
410201 - Dues & Membership - Chamber	0.00	0.00	450.00	(450.00)	0.00 %
410202 - Dues & Membership - NACD	148.00	1,184.00	1,776.00	(592.00)	66.67 %
410203 - Dues - NARD	2,838.17	22,636.14	33,227.00	(10,590.86)	68.13 %
410204 - Dues - NWRA	0.00	1,950.00	1,950.00	0.00	100.00 %
410205 - Dues & Membership - Other	0.00	965.17	3,200.00	(2,234.83)	30.16 %
Total Dues & Membership	2,986.17	26,735.31	40,603.00	(13,867.69)	65.85 %
Fees and Licenses					
410302 - NRD Fees And Licenses	5.00	419.19	20,000.00	(19,580.81)	2.10 %
410304 - NRD Union Bank Fees	90.76	549.76	600.00	(50.24)	91.63 %
Total Fees and Licenses	95.76	968.95	20,600.00	(19,631.05)	4.70 %
GIS					
410401 - GIS Activities	0.00	0.00	2,000.00	(2,000.00)	0.00 %
Total GIS	0.00	0.00	2,000.00	(2,000.00)	0.00 %
Insurance					
410501 - Insurance-Auto	2,114.08	10,397.39	16,000.00	(5,602.61)	64.98 %
410502 - Insurance-Errors & Omissions	447.50	3,675.25	7,100.00	(3,424.75)	51.76 %
410504 - Insurance-Liability	5,629.79	45,697.75	71,000.00	(25,302.25)	64.36 %
410505 - Insurance-Property	4,707.18	36,162.87	50,000.00	(13,837.13)	72.33 %
Total Insurance	12,898.55	95,933.26	144,100.00	(48,166.74)	66.57 %
Legal Notices					
410701 - Legal Notices	72.32	1,036.59	4,000.00	(2,963.41)	25.91 %
410702 - Other Notices and Advertising	0.00	0.00	100.00	(100.00)	0.00 %
Total Legal Notices	72.32	1,036.59	4,100.00	(3,063.41)	25.28 %
Maintenance Contracts					
410800 - Maintenance Contracts	555.76	3,598.40	9,000.00	(5,401.60)	39.98 %
Total Maintenance Contracts	555.76	3,598.40	9,000.00	(5,401.60)	39.98 %
Office Supply & Expense					

Lower Platte North NRD Supplemental Schedule Statements of Activities - Actual vs. Budget

	Month Ending 02/28/2026 <small>MTD Actual</small>	Year To Date 02/28/2026 <small>FYTD Actual</small>	Annual Budget June 30, 2026 <small>FY2026</small>	\$ Difference Annual Budget	Percentage Annual Budget
410901 - Copier Supplies	0.00	691.64	1,000.00	(308.36)	69.16 %
410902 - Office Supplies & Equip	335.18	1,670.92	6,000.00	(4,329.08)	27.85 %
410903 - Franklin Supplies	0.00	81.50	500.00	(418.50)	16.30 %
410904 - Letterhead, Envelopes & Forms	2,430.00	2,819.33	3,500.00	(680.67)	80.55 %
410905 - Reference Books	0.00	546.00	1,000.00	(454.00)	54.60 %
410906 - Office Expense - Other	390.00	24,425.82	9,500.00	14,925.82	257.11 %
Total Office Supply & Expense	3,155.18	30,235.21	21,500.00	8,735.21	140.63 %
Computer Supply & Expense					
411002 - Computer Consultant	2,034.45	13,636.15	28,000.00	(14,363.85)	48.70 %
411003 - Computer Repairs & Parts	0.00	259.80	5,000.00	(4,740.20)	5.20 %
411004 - Computer Software	1,931.52	7,836.73	13,500.00	(5,663.27)	58.05 %
411005 - Computer Magazines/Video	0.00	0.00	100.00	(100.00)	0.00 %
411006 - Email	580.80	3,840.20	1,000.00	2,840.20	384.02 %
411011 - Computers & Equipment	0.00	18,080.35	16,000.00	2,080.35	113.00 %
411012 - Website Design & Hosting	0.00	6,032.00	5,350.00	682.00	112.75 %
Total Computer Supply & Expense	4,546.77	49,685.23	68,950.00	(19,264.77)	72.06 %
Postage					
411200 - Postage	1,009.75	3,270.74	7,000.00	(3,729.26)	46.72 %
Total Postage	1,009.75	3,270.74	7,000.00	(3,729.26)	46.72 %
Professional Services					
411301 - Prof Serv-Accounting	8,085.00	64,860.15	97,020.00	(32,159.85)	66.85 %
411302 - Prof Serv-Annual Audit	0.00	0.00	15,650.00	(15,650.00)	0.00 %
411304 - Prof Serv-Legal - General	1,467.00	10,372.00	15,000.00	(4,628.00)	69.15 %
411305 - Prof Serv-Legal-Other	0.00	0.00	3,000.00	(3,000.00)	0.00 %
411307 - Prof Services-Other	0.00	0.00	3,600.00	(3,600.00)	0.00 %
411311 - Washington Expense	4,800.00	19,100.00	28,800.00	(9,700.00)	66.32 %
Total Professional Services	14,352.00	94,332.15	163,070.00	(68,737.85)	57.85 %
Rent Expense					
411400 - Rent Expense	0.00	852.66	1,500.00	(647.34)	56.84 %
Total Rent Expense	0.00	852.66	1,500.00	(647.34)	56.84 %
Support to Organizations					
411501 - Locally Lead Conservation Groups	0.00	1,250.00	1,500.00	(250.00)	83.33 %
411502 - R C & D Organizations	0.00	0.00	500.00	(500.00)	0.00 %
Total Support to Organizations	0.00	1,250.00	2,000.00	(750.00)	62.50 %
Telephone Expense					
411601 - Telephone - Cellular	931.49	7,292.22	12,500.00	(5,207.78)	58.34 %
411602 - Local Phone & Internet	502.63	4,786.91	9,000.00	(4,213.09)	53.19 %
Total Telephone Expense	1,434.12	12,079.13	21,500.00	(9,420.87)	56.18 %
Utilities					
411700 - Utilities Expense	1,546.26	5,687.01	12,000.00	(6,312.99)	47.39 %
Total Utilities	1,546.26	5,687.01	12,000.00	(6,312.99)	47.39 %
Total Administration Expenses	42,652.64	325,704.64	517,923.00	(192,218.36)	62.89 %
Information & Education Expenses					
Education					
420103 - Land & Range Judging Contest	0.00	1,262.41	2,000.00	(737.59)	63.12 %
420104 - Outdoor Classrooms	0.00	0.00	2,500.00	(2,500.00)	0.00 %
420106 - Miscellaneous Education Expense	0.00	341.16	500.00	(158.84)	68.23 %
420107 - Water Testing Event	0.00	144.00	500.00	(356.00)	28.80 %
420108 - Spring Conservation Sensation	0.00	0.00	3,000.00	(3,000.00)	0.00 %

Lower Platte North NRD Supplemental Schedule Statements of Activities - Actual vs. Budget

	Month Ending 02/28/2026 <small>MTD Actual</small>	Year To Date 02/28/2026 <small>FYTD Actual</small>	Annual Budget June 30, 2026 <small>FY2026</small>	\$ Difference Annual Budget	Percentage Annual Budget
420109 - Education Outreach	324.45	2,555.04	3,000.00	(444.96)	85.17 %
Total Education Information	324.45	4,302.61	11,500.00	(7,197.39)	37.41 %
420201 - Annual Report/Viaduct	7,309.19	14,818.19	18,000.00	(3,181.81)	82.32 %
420202 - Books And Pamphlets	0.00	0.00	800.00	(800.00)	0.00 %
420203 - Expositions And Display	0.00	0.00	2,000.00	(2,000.00)	0.00 %
420205 - Phrography, Cameras, Video	0.00	0.00	1,500.00	(1,500.00)	0.00 %
420206 - Soil & Water Stewardship Mat.	0.00	0.00	100.00	(100.00)	0.00 %
420208 - Miscellaneous	168.75	168.75	1,500.00	(1,331.25)	11.25 %
420209 - Ktic Ad	224.00	1,944.00	8,500.00	(6,556.00)	22.87 %
420211 - E-Ads	500.00	3,280.00	0.00	3,280.00	0.00 %
420212 - TV Promotion	0.00	200.00	3,500.00	(3,300.00)	5.71 %
420213 - Promotion Videos	0.00	0.00	5,000.00	(5,000.00)	0.00 %
Total Information	8,201.94	20,410.94	40,900.00	(20,489.06)	49.90 %
Scholarships and Grants					
420305 - Camp And Workshop Scholarships	0.00	0.00	3,000.00	(3,000.00)	0.00 %
420307 - Shell Crk Watershd Scholarship	0.00	1,000.00	3,000.00	(2,000.00)	33.33 %
420308 - Pollinator Program	0.00	80.87	500.00	(419.13)	16.17 %
420309 - Middle/High School Natural Resources Grant	0.00	4,500.00	4,500.00	0.00	100.00 %
Total Scholarships and Grants	0.00	5,580.87	11,000.00	(5,419.13)	50.74 %
Other					
420401 - Art Supplies	0.00	28.45	250.00	(221.55)	11.38 %
420402 - Cooperative Projects/Donations	0.00	460.87	500.00	(39.13)	92.17 %
420404 - Promotional Materials	0.00	1,284.15	4,000.00	(2,715.85)	32.10 %
420405 - Recognition Banquet & Awards	0.00	0.00	1,000.00	(1,000.00)	0.00 %
420407 - Cooperative Partnerships	296.77	796.77	1,000.00	(203.23)	79.68 %
420409 - N.American Envirothon	0.00	0.00	100.00	(100.00)	0.00 %
420410 - Continuing Ed - I&E Dept	0.00	0.00	500.00	(500.00)	0.00 %
Total Other	296.77	2,570.24	7,350.00	(4,779.76)	34.97 %
Total Information & Education Expenses	8,823.16	32,864.66	70,750.00	(37,885.34)	46.45 %
Operation & Maintenance					
Auto and Truck					
430101 - Auto & Truck Gas	635.43	11,022.80	22,000.00	(10,977.20)	50.10 %
430102 - Auto & Truck R&M	60.77	16,274.48	7,200.00	9,074.48	226.03 %
Total Auto and Truck	696.20	27,297.28	29,200.00	(1,902.72)	93.48 %
Building Maintenance					
430201 - Bldg Maintenance	140.31	8,756.38	3,500.00	5,256.38	250.18 %
430202 - Office Cleaning	525.00	3,765.00	6,500.00	(2,735.00)	57.92 %
430203 - Garbage Maintenance	101.72	863.76	1,400.00	(536.24)	61.70 %
Total Building Maintenance	767.03	13,385.14	11,400.00	1,985.14	117.41 %
Community Forestry Program					
430300 - Community Forestry	0.00	0.00	2,000.00	(2,000.00)	0.00 %
Total Community Forestry Program	0.00	0.00	2,000.00	(2,000.00)	0.00 %
Operation and Maintenance					
430401 - Czechland & Homestead	386.29	9,710.67	7,000.00	2,710.67	138.72 %
430402 - Equipment Upkeep	2,984.11	7,464.00	12,000.00	(4,536.00)	62.20 %
430403 - Operation & Maintenance	234.24	7,037.70	100,000.00	(92,962.30)	7.04 %
430404 - Tree Supplies	0.00	0.00	250.00	(250.00)	0.00 %
430406 - Wanahoo Park Operation	523.08	12,064.20	60,000.00	(47,935.80)	20.11 %

Lower Platte North NRD Supplemental Schedule Statements of Activities - Actual vs. Budget

	Month Ending 02/28/2026 <small>MTD Actual</small>	Year To Date 02/28/2026 <small>FYTD Actual</small>	Annual Budget June 30, 2026 <small>FY2026</small>	\$ Difference Annual Budget	Percentage Annual Budget
430407 - Monitoring Wanahoo Dam	6,743.00	17,950.05	16,000.00	1,950.05	112.19 %
430408 - Wanahoo Rec Mgmt	2,136.97	40,609.96	60,000.00	(19,390.04)	67.68 %
430409 - Lake Wanahoo Education Building	261.53	5,250.55	15,000.00	(9,749.45)	35.00 %
Total Operation and Maintenance	13,269.22	100,087.13	270,250.00	(170,162.87)	37.04 %
Project Repairs					
430503 - Project Repairs - Other	0.00	14,641.66	20,000.00	(5,358.34)	73.21 %
430504 - Rawhide Channel Maintenance	0.00	0.00	2,000.00	(2,000.00)	0.00 %
Total Project Repairs	0.00	14,641.66	22,000.00	(7,358.34)	66.55 %
Steam Bank Stabilization					
430601 - Stream Bank - Perennial Streams	0.00	0.00	5,000.00	(5,000.00)	0.00 %
430602 - Stream Bank - Platte/Elkhorn Rivers	0.00	4,000.00	10,000.00	(6,000.00)	40.00 %
Total Steam Bank Stabilization	0.00	4,000.00	15,000.00	(11,000.00)	26.67 %
Wildlife Habitat Programs					
430701 - Wild Nebraska	0.00	0.00	1,000.00	(1,000.00)	0.00 %
Total Wildlife Habitat Programs	0.00	0.00	1,000.00	(1,000.00)	0.00 %
Other					
430801 - NRCS Flags	0.00	0.00	1,000.00	(1,000.00)	0.00 %
430802 - Stock For Resale - Trees	0.00	570.50	15,000.00	(14,429.50)	3.80 %
430803 - Lower Platte Weed Mgmt Area	0.00	0.00	60,000.00	(60,000.00)	0.00 %
430804 - O&M One-Call Services	1.90	24.31	150.00	(125.69)	16.21 %
430805 - IceJam Monitoring	0.00	0.00	500.00	(500.00)	0.00 %
Total Other	1.90	594.81	76,650.00	(76,055.19)	0.78 %
Total Operation & Maintenance	14,734.35	160,006.02	427,500.00	(267,493.98)	37.43 %
Personnel Expenses					
Director Expense					
440101 - Director Meeting Expense	6,330.11	14,740.98	20,000.00	(5,259.02)	73.70 %
440102 - Director Mileage Expense	0.00	6,762.70	16,000.00	(9,237.30)	42.27 %
440104 - Computer Stipend	0.00	2,550.00	5,700.00	(3,150.00)	44.74 %
Total Director Expense	6,330.11	24,053.68	41,700.00	(17,646.32)	57.68 %
Director Per Diem					
440200 - Director Per Diem	0.00	12,740.00	30,000.00	(17,260.00)	42.47 %
Total Director Per Diem	0.00	12,740.00	30,000.00	(17,260.00)	42.47 %
Employee Benefits					
440301 - Dental Insurance	1,770.87	14,211.49	24,000.00	(9,788.51)	59.21 %
440302 - Health Insurance	31,216.67	245,415.61	385,000.00	(139,584.39)	63.74 %
440303 - Retirement Benefit - 414H	6,864.10	60,327.42	89,000.00	(28,672.58)	67.78 %
440304 - Retirement Benefit - 457 Plan	2,464.25	2,464.25	4,000.00	(1,535.75)	61.61 %
440305 - Tuition Reimbursement	0.00	6,000.00	3,000.00	3,000.00	200.00 %
440306 - Workmans Comp Benefit	2,000.83	15,816.14	35,000.00	(19,183.86)	45.19 %
440307 - Employee Benefits - Other	(30.86)	(54.01)	2,500.00	(2,554.01)	(2.16) %
440309 - Flexible Spending Fee	20.00	160.00	300.00	(140.00)	53.33 %
440311 - Unemployment Insurance Benefit	0.00	0.00	500.00	(500.00)	0.00 %
440312 - Accrued Compensated Absences	0.00	0.00	5,000.00	(5,000.00)	0.00 %
Total Employee Benefits	44,305.86	344,340.90	548,300.00	(203,959.10)	62.80 %
Payroll Taxes					
440401 - FICA - ER	5,983.45	54,907.20	83,000.00	(28,092.80)	66.15 %
440402 - Medicare - ER	1,399.35	12,936.16	19,500.00	(6,563.84)	66.34 %
Total Payroll Taxes	7,382.80	67,843.36	102,500.00	(34,656.64)	66.19 %
Personnel Expense					

Lower Platte North NRD Supplemental Schedule Statements of Activities - Actual vs. Budget

	Month Ending 02/28/2026 <small>MTD Actual</small>	Year To Date 02/28/2026 <small>FYTD Actual</small>	Annual Budget June 30, 2026 <small>FY2026</small>	\$ Difference Annual Budget	Percentage Annual Budget
440501 - Personnel Meeting Exp	5,983.99	19,000.80	35,000.00	(15,999.20)	54.29 %
440502 - Personnel Mileage Exp	0.00	875.70	3,500.00	(2,624.30)	25.02 %
440503 - Safety Committee	0.00	292.20	1,000.00	(707.80)	29.22 %
440504 - Personnel Uniform Exp	0.00	1,176.98	2,500.00	(1,323.02)	47.08 %
440505 - Personnel Exp-Other	0.00	0.00	1,200.00	(1,200.00)	0.00 %
Total Personnel Expense	5,983.99	21,345.68	43,200.00	(21,854.32)	49.41 %
Salaries					
440601 - Salaries - Administration	21,486.82	181,665.17	276,800.00	(95,134.83)	65.63 %
440602 - Salaries - Clerical	2,507.58	21,189.05	32,800.00	(11,610.95)	64.60 %
440603 - Employee Recognition Program	0.00	700.00	1,300.00	(600.00)	53.85 %
440604 - Salaries - I & E	9,478.14	80,090.28	122,600.00	(42,509.72)	65.33 %
440605 - Salaries - Op & Maint	17,598.26	152,972.33	237,600.00	(84,627.67)	64.38 %
440606 - NRCS Support	11,764.06	110,151.80	154,000.00	(43,848.20)	71.53 %
440607 - Salaries - Projects	8,659.20	73,170.24	109,800.00	(36,629.76)	66.64 %
440608 - Salaries - Water	28,302.39	267,851.46	411,500.00	(143,648.54)	65.09 %
440616 - Lake Wanhoo Park Op.	4,267.51	70,022.05	100,000.00	(29,977.95)	70.02 %
Total Salaries	104,063.96	957,812.38	1,446,400.00	(488,587.62)	66.22 %
Total Personnel Expenses	168,066.72	1,428,136.00	2,212,100.00	(783,964.00)	64.56 %
Projects Expenses					
Inter-Governmental					
450110 - Platte Center Bank Stab. Phase LI	0.00	0.00	1,000.00	(1,000.00)	0.00 %
450114 - Trails	0.00	2,000.00	15,000.00	(13,000.00)	13.33 %
450115 - Dike & Drainage Assistance	0.00	0.00	10,000.00	(10,000.00)	0.00 %
450119 - JWMAB Dodge Co	0.00	36,132.80	23,000.00	13,132.80	157.10 %
450123 - Hazard Mitigation Update	0.00	13,765.00	19,000.00	(5,235.00)	72.45 %
Total Inter-Governmental	0.00	51,897.80	68,000.00	(16,102.20)	76.32 %
Special Projects					
450309 - SA No-Till Conf/Shell Creek	0.00	1,000.00	1,000.00	0.00	100.00 %
450407 - Special Projects-Saunders	0.00	0.00	500,000.00	(500,000.00)	0.00 %
Total Special Projects	0.00	1,000.00	501,000.00	(500,000.00)	0.20 %
Wanhoo					
450506 - Lake Level Mgmt Plan	0.00	0.00	5,000.00	(5,000.00)	0.00 %
450509 - Wanhoo - Other	0.00	0.00	5,000.00	(5,000.00)	0.00 %
Total Wanhoo	0.00	0.00	10,000.00	(10,000.00)	0.00 %
Other Projects					
450711 - Leshara	0.00	13,000.00	31,000.00	(18,000.00)	41.94 %
Total Other Projects	0.00	13,000.00	31,000.00	(18,000.00)	41.94 %
Platte River Corridor Alliance					
411101 - PRCA - Administration	0.00	5,137.00	6,843.00	(1,706.00)	75.07 %
411129 - USGS Monitoring at Leshara	0.00	8,000.00	8,000.00	0.00	100.00 %
Total Platte River Corridor Alliance	0.00	13,137.00	14,843.00	(1,706.00)	88.51 %
Total Projects Expenses	0.00	79,034.80	624,843.00	(545,808.20)	12.65 %
Water Expenses					
Groundwater Management Plan					
460101 - GWMP - Cost - Share	0.00	3,925.45	12,000.00	(8,074.55)	32.71 %
460102 - GWMP - Information & Education	50.00	499.02	1,500.00	(1,000.98)	33.27 %
460103 - GWMP - Nitrogen Classes	181.83	208.27	3,000.00	(2,791.73)	6.94 %
460104 - GWMP - Permits	0.00	75.00	100.00	(25.00)	75.00 %
460110 - Basin Wide Water Plan	833.33	6,666.66	10,000.00	(3,333.34)	66.67 %

Lower Platte North NRD
Supplemental Schedule
Statements of Activities - Actual vs. Budget

	Month Ending 02/28/2026 <small>MTD Actual</small>	Year To Date 02/28/2026 <small>FYTD Actual</small>	Annual Budget June 30, 2026 <small>FY2026</small>	\$ Difference Annual Budget	Percentage Annual Budget
460111 - Flow Meter Maintenance	0.00	0.00	28,000.00	(28,000.00)	0.00 %
Total Groundwater Management Plan	1,065.16	11,374.40	54,600.00	(43,225.60)	20.83 %
Groundwater Programs					
460201 - Decommissioned Wells	797.43	5,926.59	20,000.00	(14,073.41)	29.63 %
460203 - GW Levels	23.45	65.05	500.00	(434.95)	13.01 %
460204 - GW Quality Program	0.00	7,704.63	15,000.00	(7,295.37)	51.36 %
460205 - Mead - NOP	0.00	0.00	100.00	(100.00)	0.00 %
460206 - Monitoring Wells	0.00	5,111.81	10,000.00	(4,888.19)	51.12 %
460209 - Groundwater Programs Other	0.00	0.00	28,000.00	(28,000.00)	0.00 %
460212 - GW Monitoring Equip SQS#2	0.00	0.00	250.00	(250.00)	0.00 %
460213 - GW Memberships and Subscriptions	0.00	0.00	18,000.00	(18,000.00)	0.00 %
Total Groundwater Programs	820.88	18,808.08	91,850.00	(73,041.92)	20.48 %
Regulatory					
460301 - Chemigation	0.00	36.30	1,000.00	(963.70)	3.63 %
460302 - Irrigation Runoff	0.00	0.00	750.00	(750.00)	0.00 %
Total Regulatory	0.00	36.30	1,750.00	(1,713.70)	2.07 %
Surface Water Programs					
460403 - Stream Flow	0.00	12,769.00	18,000.00	(5,231.00)	70.94 %
Total Surface Water Programs	0.00	12,769.00	18,000.00	(5,231.00)	70.94 %
Special Projects					
460503 - Special Projects - Other	0.00	0.00	25,000.00	(25,000.00)	0.00 %
460504 - ENWRA	2,500.00	20,000.00	30,000.00	(10,000.00)	66.67 %
460519 - Hydrological Study	22,000.00	64,000.00	152,810.00	(88,810.00)	41.88 %
460521 - Lower Platte Consortium	0.00	0.00	250.00	(250.00)	0.00 %
460522 - Groundwater Management Plan Rev	4,115.50	35,797.50	95,000.00	(59,202.50)	37.68 %
460600 - Source Water Protection/Wellhead Protection	0.00	0.00	120,000.00	(120,000.00)	0.00 %
470101 - NRD Rural Water - Studies	0.00	6,000.00	0.00	6,000.00	0.00 %
Total Special Projects	28,615.50	125,797.50	423,060.00	(297,262.50)	29.74 %
Land Treatment					
450201 - Ne Buffer Strip	0.00	57,884.26	62,000.00	(4,115.74)	93.36 %
450204 - Shell Creek	0.00	0.00	20,000.00	(20,000.00)	0.00 %
450206 - Emergency Terrace Repair	0.00	0.00	5,000.00	(5,000.00)	0.00 %
450207 - Nswcp Supplement	0.00	0.00	25,000.00	(25,000.00)	0.00 %
450211 - Trees	0.00	0.00	3,000.00	(3,000.00)	0.00 %
450802 - Wahoo Creek Watershed Plan-319	0.00	0.00	83,000.00	(83,000.00)	0.00 %
450803 - Shell Creek Watershed Plan 319	2,072.27	198,731.67	557,864.00	(359,132.33)	35.62 %
Total Land Treatment	2,072.27	256,615.93	755,864.00	(499,248.07)	33.95 %
Total Water Expenses	32,573.81	425,401.21	1,345,124.00	(919,722.79)	31.63 %
Total Expenses	266,850.68	2,451,147.33	5,198,240.00	(2,747,092.67)	47.15 %
Total Change in Net Position	(125,525.51)	5,253,241.21	7,983,008.00	(2,729,766.79)	65.81 %

Lower Platte North NRD
Supplemental Schedule
 Statements of Activities - Actual vs. Budget
 Rural Water District - Bruno

	Month Ending 02/28/2026 <small>MTD Actual</small>	Year To Date 02/28/2026 <small>FYTD Actual</small>	Annual Budget June 30, 2026 <small>FY2026</small>	\$ Difference Annual Budget	Percentage Annual Budget
Change in Net Position					
Rural Water Income					
304240 - Water Sales	3,604.25	41,847.75	40,800.00	1,047.75	102.57 %
304261 - Other Revenue	1.87	(7.17)	2,000.00	(2,007.17)	(0.36) %
Total Rural Water Income	3,606.12	41,840.58	42,800.00	(959.42)	97.76 %
Rural Water District Expenses					
570201 - Water Purchase	1,656.35	16,745.77	17,200.00	(454.23)	97.36 %
570204 - Testing	15.00	795.00	400.00	395.00	198.75 %
570206 - Repair	0.00	0.00	1,600.00	(1,600.00)	0.00 %
570207 - Other Expenses	0.00	0.00	600.00	(600.00)	0.00 %
570208 - Lpnrnd Adm. Fee	180.21	2,092.39	2,320.00	(227.61)	90.19 %
570210 - Health/Life/Vision/LTD - ER	202.67	1,621.36	2,600.00	(978.64)	62.36 %
570211 - Dental - ER	21.72	173.76	300.00	(126.24)	57.92 %
570212 - 414H ER Contributions	71.90	647.08	840.00	(192.92)	77.03 %
570215 - ER Social Security Tax	113.45	1,354.89	1,160.00	194.89	116.80 %
570216 - ER Medicare Tax	26.53	221.99	260.00	(38.01)	85.38 %
570217 - Salaries	224.37	2,047.62	10,000.00	(7,952.38)	20.48 %
570219 - Fees And Licenses	17.12	95.63	400.00	(304.37)	23.91 %
570220 - Rural Water One-Call	0.00	7.55	50.00	(42.45)	15.10 %
570221 - Rural Water Hand Tools & Supplies	0.00	0.00	200.00	(200.00)	0.00 %
570222 - RW Dues And Memberships	0.00	0.00	220.00	(220.00)	0.00 %
570223 - Rural Water Gasoline	50.92	356.14	600.00	(243.86)	59.36 %
570224 - Rural Water Personnel Meeting	178.00	376.00	480.00	(104.00)	78.33 %
570229 - Rural Water Insurance Expense	0.00	0.00	400.00	(400.00)	0.00 %
570230 - Rural Water Equipment Rental	0.00	0.00	1,000.00	(1,000.00)	0.00 %
570231 - Rural Water Equipment Upkeep	0.00	21.59	1,000.00	(978.41)	2.16 %
570232 - Rural Water Compensated Absences	0.00	22.04	400.00	(377.96)	5.51 %
Total Rural Water District Expenses	2,758.24	26,578.81	42,030.00	(15,451.19)	63.24 %
Total Change in Net Position	847.88	15,261.77	770.00	14,491.77	1,982.05 %

Lower Platte North NRD
Supplemental Schedule
 Statements of Activities - Actual vs. Budget
 Rural Water District - Colon

	Month Ending 02/28/2026 <small>MTD Actual</small>	Year To Date 02/28/2026 <small>FYTD Actual</small>	Annual Budget June 30, 2026 <small>FY2026</small>	\$ Difference Annual Budget	Percentage Annual Budget
Change in Net Position					
Rural Water Income					
304240 - Water Sales	4,386.75	33,783.95	61,200.00	(27,416.05)	55.20 %
304275 - Colon Hook Up Fees	0.00	3,194.20	6,000.00	(2,805.80)	53.24 %
304295 - Colon Sewer Fees	2,674.75	21,625.00	30,000.00	(8,375.00)	72.08 %
304261 - Other Revenue	80.16	705.69	3,000.00	(2,294.31)	23.52 %
Total Rural Water Income	7,141.66	59,308.84	100,200.00	(40,891.16)	59.19 %
Investment Income					
304350 - Colon RW Interest - NPAIT	27.73	260.74	400.00	(139.26)	65.19 %
Total Investment Income	27.73	260.74	400.00	(139.26)	65.19 %
Rural Water District Expenses					
570201 - Water Purchase	946.10	9,460.03	25,800.00	(16,339.97)	36.67 %
570204 - Testing	0.00	173.00	600.00	(427.00)	28.83 %
570206 - Repair	0.00	254.69	2,400.00	(2,145.31)	10.61 %
570207 - Other Expenses	(110.30)	(30.00)	900.00	(930.00)	(3.33) %
570208 - Lpnrnd Adm. Fee	219.34	1,689.21	3,480.00	(1,790.79)	48.54 %
570210 - Health/Life/Vision/LTD - ER	304.00	2,432.00	3,900.00	(1,468.00)	62.36 %
570211 - Dental - ER	32.59	260.72	450.00	(189.28)	57.94 %
570212 - 414H ER Contributions	107.84	970.58	1,260.00	(289.42)	77.03 %
570215 - ER Social Security Tax	163.97	1,301.71	1,740.00	(438.29)	74.81 %
570216 - ER Medicare Tax	38.35	304.44	390.00	(85.56)	78.06 %
570217 - Salaries	436.62	5,041.54	15,000.00	(9,958.46)	33.61 %
570219 - Fees And Licenses	25.69	143.46	600.00	(456.54)	23.91 %
570220 - Rural Water One-Call	0.95	27.88	75.00	(47.12)	37.17 %
570221 - Rural Water Hand Tools & Supplies	0.00	1,353.88	300.00	1,053.88	451.29 %
570222 - RW Dues And Memberships	0.00	0.00	330.00	(330.00)	0.00 %
570223 - Rural Water Gasoline	33.87	304.36	900.00	(595.64)	33.82 %
570224 - Rural Water Personnel Meeting	267.00	564.00	720.00	(156.00)	78.33 %
570229 - Rural Water Insurance Expense	0.00	0.00	600.00	(600.00)	0.00 %
570230 - Rural Water Equipment Rental	0.00	0.00	1,500.00	(1,500.00)	0.00 %
570231 - Rural Water Equipment Upkeep	16.98	82.42	1,500.00	(1,417.58)	5.49 %
570232 - Rural Water Compensated Absences	0.00	0.00	600.00	(600.00)	0.00 %
570305 - Colon - Annual Bond Payment	0.00	0.00	3,355.00	(3,355.00)	0.00 %
570308 - Colon Meter House Expense	87.94	803.29	1,800.00	(996.71)	44.63 %
570309 - Colon Sewer Collections	2,674.75	21,192.25	33,000.00	(11,807.75)	64.22 %
570330 - Colon RW Bad Debt Expense	0.00	0.00	1,000.00	(1,000.00)	0.00 %
Total Rural Water District Expenses	5,245.69	46,329.46	102,200.00	(55,870.54)	45.33 %
Total Change in Net Position	1,923.70	13,240.12	(1,600.00)	14,840.12	(827.51) %

Lower Platte North NRD

Supplemental Schedule - Actual vs. Budget - Capital Expenses and Debt Service Payments

	<u>Year To Date</u> <u>2/28/2026</u> <i>Actual</i>	<u>Year Ending</u> <u>6/30/2026</u> <i>Budget</i>	<u>\$ Difference</u> <u>Annual Budget</u>	<u>Percentage</u> <u>Annual Budget</u>
Capital Improvements - Real Property				
Wahoo Creek (Olsson/Land)	3,432,349.26	5,300,000.00	(1,867,650.74)	64.76%
WC Easements - \$1,685,873				
WC Additional Dams - \$1,664,570.46				
WC Design/Legal/Flood Reduction Real Estate Svc - \$81,905.80				
New Office	374,070.03	350,000.00	24,070.03	106.88%
Building Furnishings/Infrastructure	75,430.19	160,000.00	(84,569.81)	47.14%
Cottonwood 21A	16,633.39	425,000.00	(408,366.61)	3.91%
Wanhoo FEMA Repairs (Breakwater Repairs/Spilling Basin Rehab)	91,090.75	1,000,000.00	(908,909.25)	9.11%
Breakwater Repairs - \$0				
Spilling Basin Rehab - \$0				
Wanhoo Repairs - \$91,090.75				
Wanhoo Dam Utility Improvements	0.00	15,900.00	(15,900.00)	0.00%
Wanhoo Upgrades	58,430.46	60,000.00	(1,569.54)	97.38%
Czechland Boat Ramp Light	0.00	10,000.00	(10,000.00)	0.00%
Monitoring Wells	0.00	100,000.00	(100,000.00)	0.00%
New Office Utility Extension	0.00	35,000.00	(35,000.00)	0.00%
New Office Landscaping Project	12,700.00	123,000.00	(110,300.00)	10.33%
District Wide Flood Reduction Sinking Fund	0.00	0.00	0.00	0.00%
Total Capital Improvements - Real Property	4,060,704.08	7,578,900.00	(3,518,195.92)	53.58%
Capital Outlay				
Machinery & Equipment (Grass Drill, Turbo Saw/Disc Mulcher Fuel Barrel x2, Tree Cooler)	104,576.69	124,100.00	(19,523.31)	84.27%
Auto and Trucks (Replacement Vehicle)	38,566.00	38,000.00	566.00	101.49%
Water Data Base (Longitude 103)	0.00	30,000.00	(30,000.00)	0.00%
RW Billing Software & Reader	0.00	10,000.00	(10,000.00)	0.00%
Other Capital Outlay - Equipment	850.15	0.00	850.15	0.00%
Total Capital Outlay	143,992.84	202,100.00	(58,107.16)	0.00%
Debt Service Payments				
Colon RW Note	3,355.00	3,355.00	0.00	100.00%
Total Debt Service Payments	3,355.00	3,355.00	0.00	100.00%
Grand Total All Expenses w/o Depreciation	6,732,107.52	13,126,825.00	(6,394,717.48)	51.29%

Week #1


Lower Platte North NRD Time Sheet

Name Eric Gottschalk

Period Covered 2/21/26 to 2/27/26

You must enter "pm" for times after 12.59 or the form will not calculate correctly!

	Date	Start Time	Stop Time	Work Hours	Other Hours	Duties Performed	Miles	Meals	Other Exp.
Sat	2/21				8.00	Return Travel - NACD			
Sun	2/22								
Mon	2/23	7:30 am 1:30 pm	1:00 pm 6:00 pm	10.00		Leadership Team Meeting, Wahoo Creek Easement Meeting, Office Catch-up, Morse Bluff Repair Contract			
Tues	2/24	8:00 am 1:00 pm	12:30 pm 4:45 pm	8.25		District Management, Lions Club Presentation & Tour, Wahoo Creek			
Wed	2/25	8:15 am 1:45 pm	1:00 pm 5:00 pm	8.00		Committee Prep, Wahoo Creek - Easement discussion, District Management			
Thurs	2/26	7:30 am 1:15 pm	12:30 pm 4:30 pm	8.25		Projects Committee, Operations Committee Water Committee, Exec. Committee, Building Meeting w/JEO, Scheele/Kayton]			
Fri	2/27	8:15 am 2:15 pm	12:00 pm 4:30 pm	6.00		Committee Follow-up, District Management, Budget Review			
Week #1 Totals				40.5	8		0	\$0.00	\$0.00

Supervisor _____ Manager  Assistant Manager _____ Treasurer _____

Date _____ Date 3/11/26 Date _____ Date _____

I CERTIFY THAT THE ABOVE INFORMATION IS CORRECT


Signature of person filing form

3/11/26
Date

Expenses

Mileage x 0.7	\$ 0.00
Meals	\$0.00
Other Exp.	\$0.00
Total	\$ 0.00

Week #2

Lower Platte North NRD Time Sheet

Name Eric Gottschalk

Period Covered 2/28/26 to 3/6/26

You must enter "pm" for times after 12:59 or the form will not calculate correctly!

	Date	Start Time	Stop Time	Work Hours	Other Hours	Duties Performed	Miles	Meals	Other Exp.
Sat	2/28								
Sun	3/1								
Mon	3/2					Out			
Tues	3/3	8:15 am 1:45 pm	1:00 pm 4:45 pm	7.75		District Management, Personnel, Wahoo Creek			
Wed	3/4	7:45 am	4:00 pm	8.25		Manager's Meeting - Lincoln			
Thurs	3/5	8:00 am 1:15 pm	12:30 pm 3:30 pm	6.75		Policy Review, Personnel, District Management Board Meeting Prep			
Fri	3/6	8:15 am 1:30 pm	12:45 pm 3:15 pm	6.25	2.50	E-mail catch-up, Board Meeting Prep. Wahoo Creek - Easements, Wanahoo Planning,			
Week #2 Totals				29	2.5		0	\$0.00	\$0.00
Totals Week #1				40.5	8		0	\$0.00	\$0.00
Two Week Totals				69.5	10.5		0	\$0.00	\$0.00

Annual Leave & Sick Leave

	Previous Balance	Earned This Pay Period	Used This Pay Period	New Balance
Annual Leave	240.00	8.00	2.50	245.50 <i>240</i>
Sick Leave	736.00	4.00	0.00	740.00

RESET FORM

This will delete ALL data on form, including name, AL/SL values and Program Areas labels.

#	Program Areas	Hours
11	Administration	31.00
14	District Management	35.50
15	Personnel	11.00
31	I&E Administration	
41	O&M Administration	
51	Projects Administration	
61	Water Administration	
71	Rural Water Administration	
52	Conservation Program	
Holiday		
1	Annual Leave	2.50
2	Sick Leave	
Other		

Total: 80

Week #1


Lower Platte North NRD Time Sheet

Name Eric Gottschalk


Period Covered 3/7/26 to 3/13/26

You must enter "pm" for times after 12:59 or the form will not calculate correctly!

	Date	Start Time	Stop Time	Work Hours	Other Hours	Duties Performed	Miles	Meals	Other Exp.
Sat	3/7								
Sun	3/8								
Mon	3/9	8:15 am	5:45 pm	9.50		Leadership Team Meeting, Board Meeting Prep, Board Meeting,			
Tues	3/10	7:45 am 1:45 pm	1:00 pm 3:45 pm	7.25		Staff Meeting, Board Meeting Follow-up, District Management,			
Wed	3/11	7:45 am 1:15 pm	12:45 pm 3:45 pm	7.50		Personnel, District Mgt. Budget Review, Morse Bluff Project			
Thurs	3/12	8:00 am	2:00 pm	6.00		District Management, Wahoo Creek, Education Building Tour,			
Fri	3/13	9:00 am 1:15 pm	12:45 pm 4:30 pm	7.00		District Management, Morse Bluff Project discussion			
Week #1 Totals				37.25	0		0	\$0.00	\$0.00

Supervisor _____ Manager  Assistant Manager _____ Treasurer _____
 Date _____ Date 3/23/26 Date _____ Date _____

I CERTIFY THAT THE ABOVE INFORMATION IS CORRECT


 Signature of person filing form

3/23/26
 Date

Expenses

Mileage x 0.7	\$ 0.00
Meals	\$0.00
Other Exp.	\$0.00
Total	\$ 0.00

Week #2

Lower Platte North NRD Time Sheet

Name Eric Gottschalk

Period Covered 3/14/26 to 3/20/26

You must enter "pm" for times after 12:59 or the form will not calculate correctly!

	Date	Start Time	Stop Time	Work Hours	Other Hours	Duties Performed	Miles	Meals	Other Exp.
Sat	3/14								
Sun	3/15								
Mon	3/16	7:45 am 1:30 pm 4:30 pm	12:45 pm 3:45 pm 6:30 pm	9.25		Personnel, Asst. Water Mgr Interview, Colon Rural Water, District Mgt.			
Tues	3/17	7:30 am 1:30 pm	1:00 pm 3:45 pm	7.75		Personnel, Asst. Water Mgr Interview, District Management			
Wed	3/18	7:45 am	3:45 pm	8.00		Lower Platte River Coalition Meeting - Ord, District Management			
Thurs	3/19	7:30 am	11:45 am	4.25	6.00	Personnel, Asst. Water Mgr Interview, Wahoo Creek, Jesse Bradley JEDI, Wanahoo Planning, Senator Clements			
Fri	3/20	7:45 am 1:45 pm	1:15 pm 3:45 pm	7.50		Personnel - Asst. Water Mgr Interview, NRCS - Allen Gehring, WSF - Grant meeting,			
Week #2 Totals				36.75	6		0	\$0.00	\$0.00
Totals Week #1				37.25	0		0	\$0.00	\$0.00
Two Week Totals				74	6		0	\$0.00	\$0.00

Annual Leave & Sick Leave

	Previous Balance	Earned This Pay Period	Used This Pay Period	New Balance
Annual Leave	240.00	8.00	6.00	242.00
Sick Leave	740.00	4.00	0.00	744.00

RESET FORM

This will delete ALL data on form, including name, AL/SL values and Program Areas labels.

#	Program Areas	Hours
11	Administration	22.00
14	District Management	31.00
15	Personnel	21.00
31	I&E Administration	
41	O&M Administration	
51	Projects Administration	
61	Water Administration	
71	Rural Water Administration	
52	Conservation Program	
Holiday		
1	Annual Leave	6.00
2	Sick Leave	
Other		

Total: 80

Lower Platte North Natural Resources District
Accounts Receivable Aging Summary as of 2/28/26

Accounts Receivable acct 105000

Customer	Invoice/Purpose	Current	0-30 Days	31-60 Days	61 and Over	Totals
Bruno/David City RW Customers	Multiple	7262.79	0.00	0.00	0.00	7,262.79
Colon RW Customers	Multiple	7756.54	0.00	0.00	0.00	7,756.54
DEE 319 Funds	Shell Creek WS Plan - Sander - Seier - Johnson - Klug - Loseke	0.00	0.00	0.00	13,675.49	13,675.49
	Decommissioned Well - Loseke - Benson - Mueller	0.00	0.00	0.00	1,072.92	1,072.92
	Shell Creek Septic System Upgrade - Fittje - Flodman - Runge - Flodman - Mostek	0.00	0.00	7,247.40	32,648.41	39,895.81
	Shell Creek Septic System Upgrade - Mohrmann - Miksch	0.00	16,152.47	0.00	0.00	16,152.47
	Shell Creek Cover Crop - Brandt	0.00	0.00	0.00	0.00	0.00
	Soil & Water Conservation Program - Marking	0.00	0.00	0.00	0.00	0.00
Department of Natural Resources	Cost-Share Flow Meter - Kluck - McAfee - Stibal - Baker Ent - Kluck - Eaton	0.00	0.00	0.00	11,400.00	11,400.00
	Cost-Share Flow Meter - Svatora - Faltys - Koliha - Midland Land - Skytown Prop - Pycl	0.00	0.00	0.00	10,800.00	10,800.00
	Cost-Share Flow Meter - Klug - Hill & Valley - Kallweit - Svoboda - Klug - Shonka - Shor	0.00	0.00	0.00	8,400.00	8,400.00
	Cost-Share Flow Meter - Hoppe - Bell - Norton - Jedlicka - Novak - Novak	0.00	0.00	3,000.00	1,200.00	4,200.00
	Cost-Share Flow Meter - Novak - Novak - Brotelueschen - Shonka - Bohac - Stuefer - N	0.00	6,600.00	0.00	0.00	6,600.00
	Cost-Share Flow Meter - Sobota-Engel-Sobota-Cuda-Rodehorst	13,200.00	0.00	0.00	0.00	13,200.00
	Cost-Share Cover Crop - Faltys Brothers	0.00	0.00	0.00	192.00	192.00
FEMA	428 Funds - Bobcat of Omaha/Titan Machinery/Total Trailers/Anderson Ford	0.00	0.00	0.00	0.00	0.00
	O&M - Ty's Outdoor Power & Platte Valley	0.00	0.00	0.00	0.00	0.00
	TelePole Prunner - Ty's Outdoor Power	0.00	0.00	0.00	0.00	0.00
	Elway Power Sports of Lincoln	0.00	0.00	0.00	0.00	0.00
	Platte Valley Equipment - 428 Funds - Mower	0.00	0.00	0.00	0.00	0.00
	UBT Visa - 428 Funds (captial outlay small items)	0.00	0.00	0.00	0.00	0.00
	428 Fema Funds - Anderson Ford Lincoln-Klute Truck Equip-Platte Valley Equip-Platte	0.00	0.00	0.00	0.00	0.00
	Water Stilling Basin Inspect - Houston Eng	0.00	0.00	0.00	5,240.09	5,240.09
	Wanahoo Repairs - Houston Eng	0.00	0.00	10,466.06	97,901.30	108,367.36
	428 Fema Funds - Bert Gurney - Scheele Kayton Const - IES Electric	0.00	0.00	0.00	0.00	0.00
	Flood Funds - ME Collins - Houston Engineering - ME Collins	0.00	0.00	0.00	122,293.39	122,293.39
Hazard Mitigation Federal	Hazard Mitigation Update - Jeo	0.00	0.00	0.00	0.00	0.00
JEDI	Olsson - Wahoo Creek WS & 7 Dam Sites Phase II	0.00	0.00	0.00	54,850.25	54,850.25
	Olsson - Wahoo Creek WS - 3 Dam Sites	0.00	0.00	0.00	6,511.68	6,511.68
	Olsson - Wahoo Creek Real Estate Services	0.00	0.00	0.00	8,809.34	8,809.34
	Bromm Lindahl - Legal	3,437.50	1,286.90	0.00	5,195.50	9,919.90
	Wahoo Creek Construction - Thompson Construction	223,621.65	60,718.50	0.00	0.00	284,340.15
JWMAB	JWMAB Platte River Cameras - Dodge Co-Fremont-PMRNRD	0.00	4,135.50	0.00	10,655.00	14,790.50
NDEE	Shell Creek Watershed - Forestry Suppliers - Rivalry - Sander	0.00	0.00	0.00	478.40	478.40
NEMA	Water Stilling Basin Inspect - Houston Eng	0.00	0.00	0.00	873.35	873.35
	Flood Funds - ME Collins - Houston Engineering - ME Collins	0.00	0.00	0.00	39,762.36	39,762.36
	Wanahoo Repairs	0.00	0.00	0.00	6,674.88	6,674.88
NET	Bill Bos Payroll	2,072.27	2,034.59	0.00	1,614.75	5,721.61
	Great Plains Grass Drill - Benes Service	0.00	0.00	0.00	27,960.00	27,960.00
NRCS Federal	Cottonwood 21A - HDR Engineering	712.45	3,682.09	0.00	12,238.85	16,633.39
	NWQI - Jacob Maslonka Payroll	0.00	0.00	0.00	12,630.00	12,630.00
Saunders Co Grant	Security/Public Camera - Diode	0.00	0.00	0.00	0.00	0.00
Village of Abie	Abie Rural Water Study - Jeo	0.00	3,000.00	0.00	0.00	3,000.00
		258,063.20	97,610.05	20,713.46	493,077.96	869,464.69