

City Council Regular Meeting  
Monday, March 17, 2025 7:00 PM  
City Hall  
1029 Court Street  
Gibbon, NE 68840

1. Opening Procedures

1.1. Call to Order

1.2. Pledge of Allegiance

1.3. Announcement of Open Meetings Act

This is an open meeting of the Gibbon City Council. The City of Gibbon abides by the Open Meetings Act in conducting business. A copy of the Open Meetings Act is displayed on the south wall of the Council Chambers as required by state law.

The City Council may vote to go into Closed Session on any agenda item as allowed by state law.

1.4. Roll Call

2. Submittal of Requests for Future Items

2.1. Individuals who have items for City Council consideration should complete the Request for Future Agenda items form available from the City Clerk or on the City of Gibbon website. If the issue can be handled administratively without Council action, notification will be provided. If the item is scheduled for a meeting or study session, notification of the date will be given.

3. Reserve Time to Speak on Agenda Items

3.1. There will be time to speak on agenda items at the time of discussion prior to any action taken.

4. Presentations and Proclamations

4.1. Buffalo County Sheriff Department-Contract Law Enforcement

4.1.1. Report on Monthly Contract Law Enforcement Activities

4.2. Mayor Report--Leon Stall

4.3. City Attorney Report--Barry Hemmerling

4.4. City Administrator Report--Matt Smallcomb

4.4.1. Report on City Operations

4.5. City Treasurer Report--Susan Tonniges

4.5.1. Report on Monthly Financial Activities

4.6. Veolia North America--Kelly Irving (Browning) and Alan Pagano

4.7. South Central Economic Development District (SCEDD)-Sharon Hueftle

5. Ordinance

5.1. Ordinance No. 684 (first reading)

AN ORDINANCE OF THE CITY OF GIBBON, BUFFALO COUNTY, NEBRASKA, AMENDING SECTION 91.24 OF THE CITY CODE OF ORDINANCES TO CHANGE THE HEIGHT OF ANY WEEDS, GRASSES AND WORTHLESS VEGETATION.

5.2. Ordinance No. 685 (first reading)

AN ORDINANCE OF THE CITY OF GIBBON, BUFFALO COUNTY, NEBRASKA, INCREASING MUNICIPAL WATER RATES.

5.3. Ordinance No. 686 (first reading)

AN ORDINANCE OF THE CITY OF GIBBON, BUFFALO COUNTY, NEBRASKA, INCREASING MUNICIPAL SEWER RATES.

6. Consent Agenda

6.1. Approval of the Minutes of the February 18, 2025, Council Meeting

6.2. Approval of Minutes of the March 12, 2025 Work Planning Session

6.3. Approval of Claims for the Month of February

6.4. Approval of Report of Departments, Boards and Commissions

6.4.1. Buffalo County Sheriff Department Report

6.4.2. Treasurers Report

6.4.3. Gibbon Volunteer Fire Department Report

6.4.4. Recreation Advisory Board

6.4.5. Planning Commission Report

6.4.5.1. Building Permit

6.4.5.1.1. Permit 2025-08 Ledesma--45685 67th Road--Accessory Building

6.4.5.1.2. Permit 2025-09 Busch--707 Drew Lane--Fence

6.4.5.1.3. Permit 2025-10 Perez--45645 67th Road--New Residential Home

6.4.6. Library Report

6.4.7. Cemetery Board Report

6.5. Board Appointments

6.5.1. Dylan Kellner-Planning Commission

6.5.2. Chelsie Bergstrom--Cemetery Board

6.6. Board Reappointment

6.6.1. Darryl Volquardsen--Board of Adjustments

6.7. GVFD Applications

--Dave Ash

--Dustin Eutsler

6.8. Animal Permit Renewal

6.8.1. AP-2025-07 Eutsler--414 3rd Street--Chickens

6.8.2. AP-2025-08 Sanchez--602 2nd Street--Chicken & Quail

7. Resolution and Motions

7.1. Motion to approve Resolution No. 2025-02 A Resolution for Leadership Certified Community Re-certification

7.2. A motion to approve Resolution No. 2025-03 to modify the amount and fixed cost of contaminants allowed from Gibbon Pack to the water treatment plant

7.3. Motion to approve a master fee schedule

7.4. Motion to approve a Special Designated Liquor License for Pistoleros Bar & Mexican Grill, LLC for an event at Gibbon Community Room on April 26, 2025.

7.5. Motion to approve a Special Designated Liquor License for Pistoleros Bar & Mexican Grill, LLC for an event at Walker Hall on May 17, 2025.

7.6. Motion to approve a Special Designated Liquor License for Pistoleros Bar & Mexican Grill, LLC for an event at Gibbon Community Room on May 24, 2025.

8. Other Items

8.1. A Council Work Session will be on Wednesday, March 26, 2025, at 5:30 p.m. at City Hall

8.2. Next Regular Council Meeting will be on Monday, April 21, 2025 at 7:00 p.m. at City Hall

9. Adjourn





# Buffalo County Sheriff's Office

Neil A. Miller, Sheriff



## City of Gibbon Deputy Calls For Service February, 2025

<u>Call Time</u>	<u>Street</u>	<u>Nature of Call</u>
2/1/2025 2:33:08PM	506 LAWN AVE	FALL
2/1/2025 4:33:26PM	1103 RIVER ST	TROUBLE BREATHING
2/1/2025 5:24:04PM	212 2ND ST	CHECK WELFARE
2/1/2025 7:39:44PM	506 LAWN AVE	FALL
2/1/2025 9:27:59PM	401 MAY AVE	DISTURBANCE
2/1/2025 11:05:40PM	401 MAY AVE	DISTURBANCE
2/2/2025 6:11:24PM	1000 HWY 30	CHECK WELFARE
2/2/2025 7:47:23PM	269 HWY 30	TRAFFIC STOP
2/2/2025 9:11:40PM	800 HWY 30	MOTORIST ASSIST
2/3/2025 4:06:30AM	505 COURT ST	FALL
2/3/2025 7:35:17AM	1030 COURT ST	DIRECTED PATROL
2/3/2025 8:46:39AM	615 5TH ST	PARKING VIOLATION
2/3/2025 9:26:28AM	1030 COURT ST	TRAFFIC OFFENSE
2/3/2025 2:32:31PM	1029 7TH ST	DIRECTED PATROL
2/4/2025 4:21:05AM	HWY 30/PAWNEE RD	TRAFFIC STOP
2/4/2025 7:23:15AM	219 KELSEY AVE	DIRECTED PATROL
2/4/2025 7:31:46AM	1030 COURT ST	DIRECTED PATROL
2/4/2025 9:33:03AM	405 MAY AVE	PARKING VIOLATION
2/4/2025 3:31:34PM	718 PINE AVE	DIRECTED PATROL
2/4/2025 3:49:36PM	1219 7TH ST	ANIMAL
2/4/2025 5:44:05PM	619 5TH ST	ANIMAL
2/5/2025 7:03:21AM	300 KELSEY AVE	DIRECTED PATROL
2/5/2025 7:33:12AM	1030 COURT ST	DIRECTED PATROL
2/5/2025 8:23:43AM	1100 HWY 30	TRAFFIC STOP
2/5/2025 3:40:08PM	1219 7TH ST	FOLLOW UP
2/5/2025 11:58:52PM	1156 7TH ST	TRAFFIC STOP
2/6/2025 8:13:29AM	1115-21 7TH ST	FOLLOW UP
2/6/2025 8:45:34AM	1115-18 7TH ST	MOTORIST ASSIST
2/6/2025 9:55:14AM	1115-21 7TH ST	FOLLOW UP
2/6/2025 1:06:41PM	200 GARFIELD ST	CHECK WELFARE
2/7/2025 3:04:11PM	300 PINE AVE	CIVIL PAPER SERVICE
2/7/2025 3:08:51PM	219 LAWN AVE	CIVIL PAPER SERVICE
2/7/2025 3:15:51PM	508 LAWN AVE	CIVIL PAPER SERVICE
2/7/2025 3:21:40PM	907 COURT ST	CIVIL PAPER SERVICE
2/7/2025 3:53:15PM	115 CENTER ST	VEHICLE FIRE

3/3/2025  
8:11:18AM

Chief Deputy D. Schleusener

<u>Call Time</u>	<u>Street</u>	<u>Nature of Call</u>
2/7/2025 4:24:10PM	103 GLENN AVE	TERRORISTIC THREATS
2/7/2025 9:54:43PM	3RD ST/GARFIELD ST	TRAFFIC STOP
2/7/2025 10:12:04PM	2ND ST/GARFIELD ST	SUSPICIOUS ACTIVITY
2/7/2025 10:24:28PM	2ND ST/LABARRE ST	TRAFFIC STOP
2/7/2025 11:31:54PM	HWY 30/PAWNEE RD	TRAFFIC STOP
2/8/2025 3:25:12PM	1100 HWY 30	DIRECTED PATROL
2/8/2025 4:51:33PM	1100 HWY 30	DIRECTED PATROL
2/8/2025 7:49:45PM	914 HWY 30	TRAFFIC STOP
2/8/2025 7:58:43PM	958 HWY 30	TRAFFIC STOP
2/9/2025 12:03:36AM	904 HWY 30	SUSPICIOUS ACTIVITY
2/9/2025 2:07:35AM	1540 HWY 30	TRAFFIC STOP
2/9/2025 9:58:17PM	7TH ST/COURT ST	TRAFFIC STOP
2/10/2025 11:03:40AM	RIVER ST/CENTER ST	TRAFFIC STOP
2/10/2025 11:38:26AM	15 FILER ST	SUSPICIOUS ACTIVITY
2/11/2025 7:21:52AM	HWY 30/GIBBON RD	TRAFFIC OFFENSE
2/11/2025 7:45:59AM	1030 COURT ST	DIRECTED PATROL
2/11/2025 8:09:29AM	201 KELSEY AVE	PARKING VIOLATION
2/11/2025 8:46:52AM	201 NILES ST	PARKING VIOLATION
2/11/2025 11:39:42AM	30 LABARRE ST	MOTORIST ASSIST
2/11/2025 1:00:02PM	600 PINE AVE	ACCIDENT NON INJURY
2/11/2025 1:01:20PM	218 HWY 30	CHEST PAIN
2/11/2025 1:25:40PM	1601 7TH ST	FRACTURE/DISLOCATION
2/11/2025 3:06:11PM	1030 COURT ST	FOOT PATROL
2/13/2025 11:09:25AM	1100 COURT ST	DIRECTED PATROL
2/13/2025 3:25:25PM	1030 COURT ST	DIRECTED PATROL
2/13/2025 3:32:44PM	1115-7 7TH ST	ACCIDENT NON INJURY
2/14/2025 7:13:40AM	300 KELSEY AVE	DIRECTED PATROL
2/14/2025 8:59:43AM	507 PINE AVE	CODE VIOLATION
2/14/2025 9:05:32AM	101 MAY AVE	CODE VIOLATION
2/14/2025 9:09:15AM	205 MAY AVE	CODE VIOLATION
2/14/2025 9:12:45AM	211 MAY AVE	CODE VIOLATION
2/14/2025 9:31:06AM	904 DREW LN	CODE VIOLATION
2/14/2025 9:32:33AM	1000 DREW LN	CODE VIOLATION
2/14/2025 9:37:30AM	616 7TH ST	PARKING VIOLATION
2/14/2025 9:46:10AM	215 2ND ST	CODE VIOLATION
2/14/2025 9:50:36AM	301 2ND ST	CODE VIOLATION
2/14/2025 10:04:50AM	1115-21 7TH ST	FOLLOW UP
2/14/2025 11:33:03AM	214 2ND ST	CHEST PAIN
2/14/2025 11:05:35PM	1115 7TH ST	CHEST PAIN
2/15/2025 2:40:34AM	705 HWY 30	ACCIDENT NON INJURY
2/16/2025 4:53:36PM	15 FILER ST	CIVIL
2/17/2025 8:18:35AM	405 2ND ST	PROPERTY DAMAGE - NOI
2/17/2025 9:49:04AM	1030 COURT ST	DIRECTED PATROL

3/3/2025  
8:11:18AM

Chief Deputy D. Schleusener

<u>Call Time</u>	<u>Street</u>	<u>Nature of Call</u>
2/17/2025 10:09:18AM	807 LAWN AVE	CHECK WELFARE
2/17/2025 12:30:44PM	413-140 1ST ST	FALL
2/18/2025 6:10:29AM	413-140 1ST ST	FALL
2/18/2025 2:01:37PM	1203-16 7TH ST	CIVIL PAPER SERVICE
2/18/2025 3:58:02PM	201 KELSEY AVE	CHECK PREMISE
2/18/2025 9:56:09PM	HWY 30/BEATTY ST	TRAFFIC STOP
2/19/2025 8:59:35AM	15 FILER ST	FOLLOW UP
2/19/2025 9:35:02AM	218 HWY 30	CHEST PAIN
2/19/2025 10:11:11AM	1115-21 7TH ST	INTERVIEW
2/19/2025 4:45:12PM	768 1ST ST	TRAFFIC STOP
2/20/2025 7:35:22AM	201 PINE AVE	TROUBLE BREATHING
2/20/2025 11:41:37AM	1030 COURT ST	FOOT PATROL
2/20/2025 12:43:21PM	316 MAY AVE	CHECK WELFARE
2/20/2025 3:04:18PM	1030 COURT ST	DRUGS
2/20/2025 5:50:44PM	600 LAWN AVE	SEX OFFENDER REGISTRY
2/20/2025 10:41:36PM	413-101 1ST ST	CHEST PAIN
2/21/2025 8:06:14AM	201 KELSEY AVE	PARKING VIOLATION
2/21/2025 8:12:47AM	202 KELSEY AVE	CODE VIOLATION
2/21/2025 8:17:27AM	208 KELSEY AVE	PARKING VIOLATION
2/21/2025 8:21:28AM	305 KELSEY AVE	PARKING VIOLATION
2/21/2025 8:24:42AM	314 KELSEY AVE	CODE VIOLATION
2/21/2025 8:27:56AM	800 HERSHEY ST	CODE VIOLATION
2/21/2025 8:31:04AM	800 PARK RD	CODE VIOLATION
2/21/2025 8:39:16AM	114 MURNEN AVE	CODE VIOLATION
2/21/2025 9:33:38AM	301 LAWN AVE	CODE VIOLATION
2/21/2025 9:37:01AM	219 LAWN AVE	CODE VIOLATION
2/21/2025 9:40:05AM	201 LAWN AVE	CODE VIOLATION
2/21/2025 9:43:05AM	200 LAWN AVE	CODE VIOLATION
2/21/2025 9:46:48AM	619 MAY AVE	CODE VIOLATION
2/21/2025 9:50:58AM	211 MAY AVE	CODE VIOLATION
2/21/2025 9:53:52AM	205 MAY AVE	CODE VIOLATION
2/21/2025 9:57:05AM	1116 2ND ST	CODE VIOLATION
2/21/2025 10:01:33AM	105 MAY AVE	PARKING VIOLATION
2/21/2025 10:04:48AM	15 MAY AVE	CODE VIOLATION
2/21/2025 10:08:05AM	406 MAY AVE	CODE VIOLATION
2/21/2025 10:11:37AM	1115 7TH ST	CODE VIOLATION
2/21/2025 10:14:19AM	1107 7TH ST	CODE VIOLATION
2/21/2025 10:17:54AM	120 WEST AVE	CODE VIOLATION
2/21/2025 10:23:43AM	301 1ST ST	CODE VIOLATION
2/21/2025 10:26:05AM	131 FILER ST	CODE VIOLATION
2/21/2025 10:31:37AM	616 1ST ST	PARKING VIOLATION
2/21/2025 10:40:49AM	815 2ND ST	CODE VIOLATION
2/21/2025 10:42:33AM	802 2ND ST	CODE VIOLATION

3/3/2025  
8:11:18AM

Chief Deputy D. Schleusener

<u>Call Time</u>	<u>Street</u>	<u>Nature of Call</u>
2/21/2025 10:47:08AM	307 2ND ST	CODE VIOLATION
2/21/2025 10:49:44AM	205 2ND ST	CODE VIOLATION
2/21/2025 10:51:24AM	200 RICE ST	CODE VIOLATION
2/21/2025 10:57:22AM	214 2ND ST	CODE VIOLATION
2/21/2025 10:57:39AM	115 WILLIAMS ST	CODE VIOLATION
2/21/2025 11:02:18AM	602 2ND ST	CODE VIOLATION
2/21/2025 11:09:53AM	214 WILLIAMS ST	CODE VIOLATION
2/21/2025 11:12:47AM	201 WILLIAMS ST	PARKING VIOLATION
2/21/2025 11:20:06AM	520 7TH ST	MOTORIST ASSIST
2/21/2025 11:24:07AM	610 7TH ST	CODE VIOLATION
2/21/2025 11:48:06AM	912 WEST AVE	CODE VIOLATION
2/21/2025 11:50:30AM	914 WEST AVE	CODE VIOLATION
2/21/2025 11:52:50AM	916 WEST AVE	CODE VIOLATION
2/21/2025 12:01:28PM	1100 COURT ST	DIRECTED PATROL
2/21/2025 1:57:44PM	1100 HWY 30	DIRECTED PATROL
2/21/2025 3:35:07PM	406 MAY AVE	CIVIL PAPER SERVICE
2/21/2025 3:43:04PM	401 MAY AVE	CIVIL PAPER SERVICE
2/21/2025 8:07:41PM	33 LOWELL RD	UNRESPONSIVE
2/21/2025 9:36:40PM	HWY 30/GIBBON RD	TRAFFIC STOP
2/22/2025 9:05:21AM	406 MAY AVE	CIVIL PAPER SERVICE
2/22/2025 9:38:01AM	401 MAY AVE	CIVIL PAPER SERVICE
2/22/2025 9:39:00AM	1115-12 7TH ST	CIVIL PAPER SERVICE
2/22/2025 10:01:33AM	1115-10 7TH ST	CIVIL PAPER SERVICE
2/22/2025 10:40:07AM	1100 HWY 30	DIRECTED PATROL
2/22/2025 12:15:52PM	616 MAY AVE	ANIMAL
2/22/2025 6:54:45PM	1011 HWY 30	TRAFFIC STOP
2/23/2025 1:42:14AM	COURT ST/3RD ST	TRAFFIC STOP
2/23/2025 4:46:48AM	HWY 30/GIBBON RD	TRAFFIC STOP
2/24/2025 3:29:41PM	331 LABARRE ST	PROTECTIVE CUSTODY EF
2/24/2025 8:23:17PM	HWY 30/GIBBON RD	TRAFFIC STOP
2/25/2025 1:49:29PM	500 WEST AVE	CHECK WELFARE
2/25/2025 2:10:46PM	RIVER ST/BEATTY ST	ACCIDENT NON INJURY
2/25/2025 3:25:31PM	718 PINE AVE	DIRECTED PATROL
2/26/2025 7:32:45AM	1030 COURT ST	DIRECTED PATROL
2/26/2025 11:08:16AM	319 BEATTY ST	TRAFFIC STOP
2/26/2025 3:29:00PM	118 NILES ST	TRAFFIC STOP
2/27/2025 7:18:02AM	1031 COURT ST	DIRECTED PATROL
2/27/2025 9:40:57AM	1100 HWY 30	DIRECTED PATROL
2/27/2025 10:38:06AM	108 LABARRE ST	DIRECTED PATROL
2/27/2025 11:54:12AM	705 COURT ST	DIRECTED PATROL
2/27/2025 3:39:44PM	1030 COURT ST	DIRECTED PATROL
2/27/2025 10:35:02PM	HWY 30/GIBBON RD	TRAFFIC STOP
2/28/2025 7:33:36AM	1030 COURT ST	DIRECTED PATROL

3/3/2025  
8:11:18AM

Chief Deputy D. Schleusener

<u>Call Time</u>	<u>Street</u>	<u>Nature of Call</u>
2/28/2025 3:47:14PM	7TH ST/COURT ST	MOTORIST ASSIST
2/28/2025 4:28:42PM	401 MAY AVE	CIVIL PAPER SERVICE
2/28/2025 4:33:39PM	709 7TH ST	CIVIL PAPER SERVICE
2/28/2025 4:38:47PM	710 2ND ST	CIVIL PAPER SERVICE
2/28/2025 4:51:03PM	520 1ST ST	CIVIL PAPER SERVICE
2/28/2025 4:56:22PM	412 3RD ST	CIVIL PAPER SERVICE
2/28/2025 5:07:22PM	222 KELSEY AVE	CIVIL PAPER SERVICE
2/28/2025 10:29:09PM	904 HWY 30	JUVENILE
2/28/2025 11:29:35PM	904 HWY 30	TRAFFIC STOP



# Buffalo County Sheriff's Office

Neil A. Miller, Sheriff



## City of Gibbon CSO Calls For Service February, 2025

<u>Call Time</u>	<u>Street</u>	<u>Nature of Call</u>
2/3/2025 8:46:39AM	615 5TH ST	PARKING VIOLATION
2/4/2025 9:33:03AM	405 MAY AVE	PARKING VIOLATION
2/4/2025 3:31:34PM	718 PINE AVE	DIRECTED PATROL
2/4/2025 3:49:36PM	1219 7TH ST	ANIMAL
2/5/2025 3:40:08PM	1219 7TH ST	FOLLOW UP
2/7/2025 3:04:11PM	300 PINE AVE	CIVIL PAPER SERVICE
2/7/2025 3:08:51PM	219 LAWN AVE	CIVIL PAPER SERVICE
2/7/2025 3:15:51PM	508 LAWN AVE	CIVIL PAPER SERVICE
2/7/2025 3:21:40PM	907 COURT ST	CIVIL PAPER SERVICE
2/7/2025 3:53:15PM	115 CENTER ST	VEHICLE FIRE
2/11/2025 8:09:29AM	201 KELSEY AVE	PARKING VIOLATION
2/11/2025 8:46:52AM	201 NILES ST	PARKING VIOLATION
2/11/2025 11:39:42AM	30 LABARRE ST	MOTORIST ASSIST
2/11/2025 1:01:20PM	218 HWY 30	CHEST PAIN
2/11/2025 3:06:11PM	1030 COURT ST	FOOT PATROL
2/14/2025 8:59:43AM	507 PINE AVE	CODE VIOLATION
2/14/2025 9:05:32AM	101 MAY AVE	CODE VIOLATION
2/14/2025 9:09:15AM	205 MAY AVE	CODE VIOLATION
2/14/2025 9:12:45AM	211 MAY AVE	CODE VIOLATION
2/14/2025 9:31:06AM	904 DREW LN	CODE VIOLATION
2/14/2025 9:32:33AM	1000 DREW LN	CODE VIOLATION
2/14/2025 9:37:30AM	616 7TH ST	PARKING VIOLATION
2/14/2025 9:46:10AM	215 2ND ST	CODE VIOLATION
2/14/2025 9:50:36AM	301 2ND ST	CODE VIOLATION
2/20/2025 11:41:37AM	1030 COURT ST	FOOT PATROL
2/21/2025 8:06:14AM	201 KELSEY AVE	PARKING VIOLATION
2/21/2025 8:12:47AM	202 KELSEY AVE	CODE VIOLATION
2/21/2025 8:17:27AM	208 KELSEY AVE	PARKING VIOLATION
2/21/2025 8:21:28AM	305 KELSEY AVE	PARKING VIOLATION
2/21/2025 8:24:42AM	314 KELSEY AVE	CODE VIOLATION
2/21/2025 8:27:56AM	800 HERSHEY ST	CODE VIOLATION
2/21/2025 8:31:04AM	800 PARK RD	CODE VIOLATION
2/21/2025 8:39:16AM	114 MURNEN AVE	CODE VIOLATION
2/21/2025 9:33:38AM	301 LAWN AVE	CODE VIOLATION
2/21/2025 9:37:01AM	219 LAWN AVE	CODE VIOLATION

3/3/2025  
8:09:33AM

Chief Deputy D. Schleusener

<u>Call Time</u>	<u>Street</u>	<u>Nature of Call</u>
2/21/2025 9:40:05AM	201 LAWN AVE	CODE VIOLATION
2/21/2025 9:43:05AM	200 LAWN AVE	CODE VIOLATION
2/21/2025 9:46:48AM	619 MAY AVE	CODE VIOLATION
2/21/2025 9:50:58AM	211 MAY AVE	CODE VIOLATION
2/21/2025 9:53:52AM	205 MAY AVE	CODE VIOLATION
2/21/2025 9:57:05AM	1116 2ND ST	CODE VIOLATION
2/21/2025 10:01:33AM	105 MAY AVE	PARKING VIOLATION
2/21/2025 10:04:48AM	15 MAY AVE	CODE VIOLATION
2/21/2025 10:08:05AM	406 MAY AVE	CODE VIOLATION
2/21/2025 10:11:37AM	1115 7TH ST	CODE VIOLATION
2/21/2025 10:14:19AM	1107 7TH ST	CODE VIOLATION
2/21/2025 10:17:54AM	120 WEST AVE	CODE VIOLATION
2/21/2025 10:23:43AM	301 1ST ST	CODE VIOLATION
2/21/2025 10:26:05AM	131 FILER ST	CODE VIOLATION
2/21/2025 10:31:37AM	616 1ST ST	PARKING VIOLATION
2/21/2025 10:40:49AM	815 2ND ST	CODE VIOLATION
2/21/2025 10:42:33AM	802 2ND ST	CODE VIOLATION
2/21/2025 10:47:08AM	307 2ND ST	CODE VIOLATION
2/21/2025 10:49:44AM	205 2ND ST	CODE VIOLATION
2/21/2025 10:51:24AM	200 RICE ST	CODE VIOLATION
2/21/2025 10:57:22AM	214 2ND ST	CODE VIOLATION
2/21/2025 10:57:39AM	115 WILLIAMS ST	CODE VIOLATION
2/21/2025 11:02:18AM	602 2ND ST	CODE VIOLATION
2/21/2025 11:09:53AM	214 WILLIAMS ST	CODE VIOLATION
2/21/2025 11:12:47AM	201 WILLIAMS ST	PARKING VIOLATION
2/21/2025 11:20:06AM	520 7TH ST	MOTORIST ASSIST
2/21/2025 11:24:07AM	610 7TH ST	CODE VIOLATION
2/21/2025 11:48:06AM	912 WEST AVE	CODE VIOLATION
2/21/2025 11:50:30AM	914 WEST AVE	CODE VIOLATION
2/21/2025 11:52:50AM	916 WEST AVE	CODE VIOLATION
2/21/2025 3:35:07PM	406 MAY AVE	CIVIL PAPER SERVICE
2/21/2025 3:43:04PM	401 MAY AVE	CIVIL PAPER SERVICE
2/22/2025 9:05:21AM	406 MAY AVE	CIVIL PAPER SERVICE
2/22/2025 9:38:01AM	401 MAY AVE	CIVIL PAPER SERVICE
2/22/2025 9:39:00AM	1115-12 7TH ST	CIVIL PAPER SERVICE
2/22/2025 10:01:33AM	1115-10 7TH ST	CIVIL PAPER SERVICE
2/25/2025 3:25:31PM	718 PINE AVE	DIRECTED PATROL
2/27/2025 7:18:02AM	1031 COURT ST	DIRECTED PATROL
2/28/2025 3:47:14PM	7TH ST/COURT ST	MOTORIST ASSIST
2/28/2025 4:28:42PM	401 MAY AVE	CIVIL PAPER SERVICE
2/28/2025 4:33:39PM	709 7TH ST	CIVIL PAPER SERVICE
2/28/2025 4:38:47PM	710 2ND ST	CIVIL PAPER SERVICE
2/28/2025 4:51:03PM	520 1ST ST	CIVIL PAPER SERVICE

3/3/2025  
8:09:33AM

Chief Deputy D. Schleusener

<u>Call Time</u>	<u>Street</u>	<u>Nature of Call</u>
2/28/2025 4:56:22PM	412 3RD ST	CIVIL PAPER SERVICE
2/28/2025 5:07:22PM	222 KELSEY AVE	CIVIL PAPER SERVICE

3/3/2025  
8:09:33AM



March 17th, 2025

Mayor's Report:

### **1. Zoning Issues**

- R2 Court Street and other zoning issues.
  - The property owners have received letters and emails inviting them to meet with Matt and me at city hall to discuss their specific issues and work out a viable solution. The property owners have responded, and we're currently in communication with them, but we haven't established a time to meet and discuss the issues with them.

### **2. WWTP**

- Veolia North America – A corporation specializing in large scale wastewater treatment plants will do a presentation to the Council at the March 17<sup>th</sup> meeting.
- The city has been attempting to secure a full-time operator for our wastewater treatment plant for several months. We contacted Veolia North America to see if they could assist us with running the wastewater treatment plant. Representatives from Veolia have visited our treatment facilities multiple times in the past few months to assess our plant and their ability to operate the plant. Matt and I held a Zoom meeting with Veolia on March 4th to review their initial proposal. Some items needed to be reviewed and finalized; therefore, I don't have a proposal for the Council to review. Veolia will present their finished proposal to the Council at the March 17th meeting, where they'll answer your questions. Our City Attorney and City Engineers (Olssons) will review the proposal after the March 17th meeting. We aim to have Veolia's official proposal on the April agenda for a Council vote. Please contact Matt or me for answers if you have any questions between the March and April meetings.
- Matt has been keeping NDEE (Nebraska Department of Environment & Energy) & EPA (Environmental Protection Agency) informed on any developments regarding our wastewater treatment plant.

### **3. Website Update.**

- The official launch date of the website will be 3/17/2025. The City of Gibbon website will be down for approximately an hour as we switch from the old site to the new site. We aim to have additional information at the March 17th Council meeting.

### **4. Nebraska Department of Economic Development (NDED) Recertification Resolution.**

- The city applied for and was accepted as a "Leadership Certified Community" in 2020. Certification must be renewed every five years, and the website is reviewed annually. The NDED reviews our Leadership Community Information [LINK HERE](#).
- There will be a significant amount of time spent on this renewal over the next month, as Matt, Economic Development Council of Buffalo County, NPPD and NDED Staff collect and organize the data.

**5. Nuisance Abatement - Leon**

- Vote to adopt the vegetation on properties from 12” to 8”.
  - The ordinance's first reading will be at the March 17th meeting. My recommendation is to have a minimum of two readings, the first passage on March 17th, then suspend the “3 readings rule” and pass it at the April Council meeting. I suggest suspending the rules on this ordinance because it’s correcting the error made when we published our online ordinances.
  
- We’ll work with the City Attorney and Buffalo County Sheriff’s Department to finalize our abatement procedures. I’ll present the flowchart to the Council, publish it on the website, and include it in the newsletter.
  - The Council will be asked to approve our city [Fee Schedule.xlsx](#) under resolutions and motions.
  -
  
- SCEDD (South Central Economic Development District)
  - Representatives from SCEDD will present their abatement initiative to the Council. I believe the information gained from the presentation will help guide us as we navigate through Gibbon’s abatement process.

**6. OCCT : Optimal corrosion Control Treatment -**

- Olssons submitted an extension request to the state after a meeting with Matt & I on Dec. 12<sup>th</sup>. This will allow enough time for the results from the samples from the golf course test wells to be included in Olsson’s OCCT report. The NDEE approved our extension request on February 25<sup>th</sup>. The new deadline is August 29<sup>th</sup>, 2025

**7. Water Rates**

- The Nebraska Rural Water Association conducted a water rate study for the City of Gibbon in November 2023. The Council set the 2024 base rates for 1” service lines (601 of the total 606 services) in Gibbon at \$28.75, generating \$399,447.75. The first table below shows the suggested schedule presented to the Council in 2024 when we set our rates before the need to explore new wells at the golf course. I recommend skipping the \$29.50 rate and moving to the \$34.50 rate as shown in the second table. We must be more aggressive to help offset the pending infrastructure cost of bringing water from the golf course.

<b>2023 Study Proposed Water Rate Schedule</b>			
<b>Year</b>	<b>Base Rate (601/606 1” services)</b>	<b>Revenue</b>	<b>Yearly Increase</b>
2024	\$28.75	\$399,447	x
2025	\$29.50	\$437,104	\$37,567
2026	\$34.50	\$519,133	\$82,029
2027	\$39.25	\$585,312	\$66,179
<i>*Total revenue of all 606 services, including the 2”, 3” &amp; 4” services</i>			

<b>2025 Recommended Water Rate Schedule</b>			
<b>Year</b>	<b>Base Rate (601/606 1" services)</b>	<b>Revenue</b>	<b>Yearly Increase</b>
2024	\$28.75	\$399,447	x
2025	\$29.50	\$437,104	\$37,567
<b>2025</b>	<b>\$34.50</b>	<b>\$519,133</b>	<b>\$119,686</b>
2026	\$39.25	\$585,312	\$66,179

*\*Total revenue of all 606 services, including the 2", 3" & 4" services. \*\* highlighted cells are my recommendation to the council.*

**8. Sewer Rates**

- Nebraska Rural Water Association conducted a Sewer rate study for the City of Gibbon in November of 2023.

<b>2023 Study Proposed Sewer Rates</b>			
<b>Entity</b>	<b>2024 Rate</b>	<b>2025 @ 6.50% Rate Increase</b>	<b>Increase</b>
Residential	\$38.	\$40.50	\$2.50
Commercial	\$49.00	\$52.25	\$3.25
School/Cent. Manor	\$301.64	\$321.05	\$19.41
Colony Acres	\$521.00	\$554.50	\$33.50
Total Revenue	\$296,238.36	\$315,721.20	\$19,483

*\*\* highlighted cells are my recommendation to the council.*

March 2025

**City of Gibbon, Nebraska**

**Memorandum**

**To:** Mayor and Council

**From:** Matt Smallcomb, City Administrator

**City Administrator Report**

**1. Financial Updates:**

- **Keno:** Income for January was \$3,959.32. Year-to-date collections total \$3,959.32 for 2025.
- **Sales Tax:** Sales tax revenue for February 2025 was \$41,916.05, compared to \$39,825.62 in February 2024.

**2. Fire Department:**

- We are continuing to work with our insurance provider regarding the SCBAs. Barry is managing this process.
  - New SCBAs have been ordered and delivered to the fire hall.
- Barry is preparing a letter to our insurance company, including documentation from the air pack manufacturer's attorney. A further update will be provided at the meeting if necessary.
- No update on these.

**3. Community Center/City Hall:**

- The divider wall should be installed next week.
- Council Chamber panels were fixed last week.

**4. Downtown Revitalization:**

- Olsson is currently collecting information from business owners, property owners, and other stakeholders throughout downtown. This effort is being led by the UNK economics department.

**5. Parks Department:**

- Soccer practice starts this week.

**6. Street Department:**

- Equipment service is ongoing.

- During the high winds a couple of weeks ago the barricade at the bottom of the overpass blew over. Temporary repairs were made but they are planning on replacing the poles and replacing the reflective tape.

## 7. Cemetery:

- In February, there was one cremation.

## 8. Golf Course:

- Opening date is April 1<sup>st</sup>.
- Cart service has begun for the season.
- Shelton high school will have their first golf team this season. Gibbon will be their home course. They have completed the same contract as Gibbon high school. Shelton contract is for half a season this year but will renew in August 2025 at the same time as other contracts for the golf course.

## 9. Library:

- The library staff is hosting several events, including:
  - **Teen After Hours** for 7th-12th graders
  - **Toddler and Pre-K morning story time** on February 11th and 25th
  - **Biz Kidz Program**
  - **Adult Book Club**
  - **Thursday Clubs**
- Free Coffee is offered every Friday!
- April 1<sup>st</sup> Gabby will be doing book club at Rowe Sanctuary and Genealogy Club will meet on April 3<sup>rd</sup>.
- The Little Free Pantry will be set up in the area of the library this spring. The Baptist church has decided to move in another direction with community outreach. Jamie and Neal Olson will continue to provide maintenance and upkeep of the structure. City staff will install the Pantry.

## 10. Wastewater:

- **Staffing Update:** We have hired Richard “Pete” Marshall as a part-time employee at the WWTP. Pete holds a Grade 2 wastewater certification.
- **NDEE and EPA** Veolia will have a contract ready for review by the March meeting.
- Staff are collaborating with technicians on the radar system that controls the pumps at the influent lift station.

## 11. Waste Gas Building Fire:

- Electrical work is ongoing. Still getting all communication to the building online. Safety inspection is scheduled for the first week of April.

March 2025

- This is a **temporary solution** to restore operations until the necessary parts arrive in Fall 2025 to complete the project.

## **12. Water/Sewer:**

- 65 locates were completed.
- Two water leaks were addressed.
- Construction continues at the Fox Building. 2 windows needed to be replaced. We have received quotes on painting the building and flooring.

## **13. Permits:**

- In February 2025, four permits were requested and approved.

## **14. Community Center:**

- The community center was used ten times in February 2025.
- 

## **15. Industrial Property on Pawnee Road**

- Keith Brown has agreed to extend the purchase agreement for another 3 years. The current contract expires April 1<sup>st</sup>, 2025. This will extend the agreement until 2028. I should have the contract by April 1<sup>st</sup>.

## **16. UPRR**

- I will be setting up a meeting with the maintenance of way team the week on March 26<sup>th</sup>. We will discuss the Hwy 30 Corridor and how we can work together to make it easier to maintain by our staff.

**CITY OF GIBBON**

INDIVIDUAL MONTHLY FUND BALANCES  
CASH TRANSACTIONS AND BALANCES

2/28/2025

<b>ALL FUNDS CHECKING</b>		<b>BALANCE</b>	<b>RECEIPTS</b>	<b>ADJUSTMENT</b>	<b>ADJUSTMENT</b>	<b>EXPENSES</b>	<b>BALANCE</b>
		<b>2/1/2025</b>		<b>IN</b>	<b>OUT</b>		<b>2/28/2025</b>
1	GENERAL	522,642.76	95,798.56			141,747.13	476,694.19
2	STREET	578,164.55	35,306.63			28,951.91	584,519.27
3	SALES TAX	0.00	0.00			0.00	0.00
4	CEMETERY	-7,126.43	9,355.53		82.24	4,998.74	-2,851.88
5	POLICE	-17,964.51	21,015.63			41,589.70	-38,538.58
6	POOL	42,822.54	12,633.33			296.80	55,159.07
7	PARK	27,264.18	21,050.00			10,963.92	37,350.26
8	FIRE	109,863.13	10,434.50			107,832.11	12,465.52
9	LIBRARY	6,348.28	12,748.67			9,918.86	9,178.09
10	STREET LIGHTS	9,826.49	4,750.00			2,387.80	12,188.69
12	SEWER	581,896.27	29,001.49			10,528.96	600,368.80
13	GARBAGE	-999.82	11,187.78			10,146.50	41.46
14	WATER	357,111.15	30,893.37			24,954.46	363,050.06
15	SP SEWER PLANT	2,401,441.22	120,809.11			63,236.98	2,459,013.35
16	BOND & INTEREST	227,776.76	18,729.95			61,315.00	185,191.71
17	R. E. IMPROVEMTS	287,436.68	1,372.57			16,690.25	272,119.00
18	GOLF COURSE	-23,658.94	13,725.24			1,665.18	-11,598.88
19	TIF	14,584.23	11.51			0.00	14,595.74
20	KENO	110,836.47	87.43			0.00	110,923.90
21	FIRE HALL CONST	0.00	0.00			0.00	0.00
	DONATIONS FOR SPECIAL PROJECTS	0.00					0.00
22	ARPA Funds - Federal	124,245.36	0.00			0.00	124,245.36
<b>TOTALS</b>		<b>5,352,510.37</b>	<b>448,911.30</b>	<b>0.00</b>	<b>82.24</b>	<b>537,224.30</b>	<b>5,264,115.13</b>
<b>CD SAVINGS</b>							
2	STREET	84,221.38					84,221.38
4	CEMETERY	40,825.28	82.24				40,907.52
15	SP SEWER PLANT	0.00					0.00
16	BOND & INTEREST	0.00					0.00
14	WATER	0.00					0.00
	POOL	0.00					0.00
<b>TOTALS</b>		<b>125,046.66</b>	<b>82.24</b>	<b>0.00</b>	<b>0.00</b>	<b>0.00</b>	<b>125,128.90</b>
<b>TOTAL ALL ACCTS</b>		<b>5,477,557.03</b>	<b>448,993.54</b>	<b>0.00</b>	<b>82.24</b>	<b>537,224.30</b>	<b>5,389,244.03</b>
No assurance is provided on these financial statements							

MONTHLY SUMMARY OF ALL FUNDS  
 COMBINED CASH TRANSACTIONS & BALANCES  
 FOR THE MONTH ENDING

2/28/2025

	FUND	BALANCE	RECEIPTS	NET TRANS	EXPENSES	BALANCE
1	GENERAL	522,642.76	95,798.56	0.00	141,747.13	476,694.19
2	STREET	662,385.93	35,306.63	0.00	28,951.91	668,740.65
3	SALES TAX	0.00	0.00	0.00	0.00	0.00
4	CEMETERY	33,698.85	9,355.53	-82.24	4,916.50	38,055.64
5	POLICE	-17,964.51	21,015.63	0.00	41,589.70	-38,538.58
6	POOL	42,822.54	12,633.33	0.00	296.80	55,159.07
7	PARK	27,264.18	21,050.00	0.00	10,963.92	37,350.26
8	FIRE	109,863.13	10,434.50	0.00	107,832.11	12,465.52
9	LIBRARY	6,348.28	12,748.67	0.00	9,918.86	9,178.09
10	STREET LIGHTS	9,826.49	4,750.00	0.00	2,387.80	12,188.69
11	HEALTH CENTER	0.00	0.00	0.00	0.00	0.00
12	SEWER	581,896.27	29,001.49	0.00	10,528.96	600,368.80
13	GARBAGE	-999.82	11,187.78	0.00	10,146.50	41.46
14	WATER	357,111.15	30,893.37	0.00	24,954.46	363,050.06
15	SP SEWER PLANT	2,401,441.22	120,809.11	0.00	63,236.98	2,459,013.35
16	BOND & INTEREST	227,776.76	18,729.95	0.00	61,315.00	185,191.71
17	RE IMPROVEMENTS	287,436.68	1,372.57	0.00	16,690.25	272,119.00
18	GOLF COURSE	-23,658.94	13,725.24	0.00	1,665.18	-11,598.88
19	TIF	14,584.23	11.51	0.00	0.00	14,595.74
20	KENO	110,836.47	87.43	0.00	0.00	110,923.90
21	FIRE/CITY HALL CONST	0.00	0.00	0.00	0.00	0.00
	DONATIONS FOR SPECIAL					
	PROJECTS	0.00	0.00	0.00	0.00	0.00
22	ARPA Funds - Federal	124,245.36	0.00	0.00	0.00	124,245.36
	<b>TOTALS</b>	<b>5,477,557.03</b>	<b>448,911.30</b>	<b>-82.24</b>	<b>537,142.06</b>	<b>5,389,244.03</b>

YEAR TO DATE TOTALS  
 FOR THE MONTH ENDING

2/28/2025

1	GENERAL	814,492.18	530,056.00	0.00	867,853.99	476,694.19
2	STREET	751,449.08	198,059.77	0.00	280,768.20	668,740.65
3	SALES TAX	0.00	0.00	0.00	0.00	0.00
4	CEMETERY	40,498.68	49,470.29	0.00	51,913.33	38,055.64
5	POLICE	0.00	105,078.15	0.00	143,616.73	-38,538.58
6	POOL	0.00	63,372.25	0.00	8,213.18	55,159.07
7	PARK	0.00	105,250.00	0.00	67,899.74	37,350.26
8	FIRE	60,000.00	87,953.15	0.00	135,487.63	12,465.52
9	LIBRARY	0.00	63,802.36	0.00	54,624.27	9,178.09
10	STREET LIGHTS	0.00	23,750.00	0.00	11,561.31	12,188.69
12	SEWER	599,142.45	147,021.98	0.00	145,795.63	600,368.80
13	GARBAGE	0.00	54,733.90	0.00	54,692.44	41.46
14	WATER	340,101.63	160,215.54	0.00	137,267.11	363,050.06
15	SP SEWER PLANT	1,836,747.84	1,441,986.97	0.00	819,721.46	2,459,013.35
16	BOND & INTEREST	345,733.37	98,478.34	0.00	259,020.00	185,191.71
17	RE IMPROVEMENTS	213,300.90	81,928.35	0.00	23,110.25	272,119.00
18	GOLF COURSE	0.00	70,416.74	0.00	82,015.62	-11,598.88
19	TIF	14,531.57	64.17	0.00	0.00	14,595.74
20	KENO	105,725.54	18,255.74	0.00	13,057.38	110,923.90
21	FIRE/CITY HALL CONST	0.00	0.00		0.00	0.00
	DONATIONS FOR SPECIAL					
	PROJECTS	0.00				0.00
22	ARPA Funds - Federal	124,245.36	0.00	0.00	0.00	124,245.36
	<b>TOTALS</b>	<b>5,245,968.60</b>	<b>3,299,893.70</b>	<b>0.00</b>	<b>3,156,618.27</b>	<b>5,389,244.03</b>

No assurance is provided on these financial statements



CITY OF GIBBON						
BUDGET SUMMARY						
2/28/2025						
FUND	BUDGET RECEIPTS	RECEIVED FOR MONTH	RECEIVED YTD	BALANCE REMAINING	% OF BUDGET REMAINING	
1	GENERAL	1,654,697.40	95,798.56	530,056.00	1,124,641.40	67.97%
2	STREET	462,148.75	35,306.63	198,059.77	264,088.98	57.14%
3	SALES TAX	0.00	0.00	0.00	0.00	
4	CEMETERY	123,219.42	9,437.77	49,470.29	73,749.13	59.85%
5	POLICE	252,187.56	21,015.63	105,078.15	147,109.41	58.33%
6	POOL	165,100.00	12,633.33	63,372.25	101,727.75	61.62%
7	PARK	252,600.00	21,050.00	105,250.00	147,350.00	58.33%
8	FIRE	217,600.00	10,434.50	87,953.15	217,600.00	100.00%
9	LIBRARY	153,373.00	12,748.67	63,802.36	89,570.64	58.40%
10	STREET LIGHTS	57,000.00	4,750.00	23,750.00	33,250.00	58.33%
11	HEALTH CENTER	0.00	0.00	0.00	0.00	
12	SEWER	446,000.00	29,001.49	147,021.98	298,978.02	67.04%
13	GARBAGE	114,257.31	11,187.78	54,733.90	59,523.41	52.10%
14	WATER	412,677.00	30,893.37	160,215.54	252,461.46	61.18%
15	SP SEWER PLANT	2,771,252.00	120,809.11	1,441,986.97	1,329,265.03	47.97%
16	BOND & INTEREST	306,411.05	18,729.95	98,478.34	207,932.71	67.86%
17	RE IMPROVEMENTS	13,750.00	1,372.57	81,928.35	-68,178.35	-495.84%
18	GOLF COURSE	338,300.00	13,725.24	70,416.74	267,883.26	79.19%
19	TIF	58,030.00	11.51	64.17	57,965.83	99.89%
20	KENO	30,150.00	87.43	18,255.74	11,894.26	39.45%
21	FIRE/CITY HALL CONST	0.00	0.00	0.00	0.00	
	DONATIONS FOR SPECIAL PROJEC	0.00	0.00	0.00	0.00	
22	ARPA Funds - Federal	0.00	0.00	0.00	0.00	
<b>TRANSFER TOTALS</b>		<b>7,828,753.49</b>	<b>448,993.54</b>	<b>3,299,893.70</b>	<b>4,528,859.79</b>	<b>57.85%</b>
FUND	BUDGET EXPENSES	EXPENSES FOR MONTH	EXPENSES YTD	BALANCE REMAINING	% OF BUDGET REMAINING	
1	GENERAL	2,027,628.09	141,747.13	867,853.99	1,159,774.10	57.20%
2	STREET	819,160.00	28,951.91	280,768.20	538,391.80	65.72%
3	SALES TAX	0.00	0.00	0.00	0.00	
4	CEMETERY	147,300.00	4,998.74	51,913.33	95,386.67	64.76%
5	POLICE	252,187.56	41,589.70	143,616.73	108,570.83	43.05%
6	POOL	165,100.00	296.80	8,213.18	156,886.82	95.03%
7	PARK	326,100.00	10,963.92	67,899.74	258,200.26	79.18%
8	FIRE	277,600.00	107,832.11	135,487.63	142,112.37	51.19%
9	LIBRARY	153,373.00	9,918.86	54,624.27	98,748.73	64.38%
10	STREET LIGHTS	57,000.00	2,387.80	11,561.31	45,438.69	79.72%
11	HEALTH CENTER	0.00	0.00	0.00	0.00	
12	SEWER	457,600.00	10,528.96	145,795.63	311,804.37	68.14%
13	GARBAGE	130,000.00	10,528.96	54,692.44	75,307.56	57.93%
14	WATER	536,200.00	24,954.46	137,267.11	398,932.89	74.40%
15	SP SEWER PLANT	3,167,180.00	63,236.98	819,721.46	2,347,458.54	74.12%
16	BOND & INTEREST	589,996.25	61,315.00	259,020.00	330,976.25	56.10%
17	RE IMPROVEMENTS	264,770.00	16,690.25	23,110.25	241,659.75	91.27%
18	GOLF COURSE	338,300.00	1,665.18	82,015.62	256,284.38	75.76%
19	TIF	78,389.33	0.00	0.00	78,389.33	100.00%
20	KENO	124,938.28	0.00	13,057.38	111,880.90	89.55%
21	FIRE/CITY HALL CONST	0.00	0.00	0.00	0.00	
	DONATIONS FOR SPECIAL PROJEC	0.00	0.00	0.00	0.00	
22	ARPA Funds - Federal	132,818.19	0.00	0.00	132,818.19	100.00%
<b>TRANSFER TOTAL</b>		<b>10,045,640.70</b>	<b>537,606.76</b>	<b>3,156,618.27</b>	<b>6,889,022.43</b>	<b>68.58%</b>

No assurance is provided on these financial statements

CITY OF GIBBON CHECKS OUTSTANDING			
PAYEE	CK. NO.	2/28/2025 DATE	AMOUNT
GODFREY ELECTRIC, LLC	16826	7/2/2018	3.13
THE FOUNTAIN GUYS, LTD	16840	7/2/2018	304.00
KENNETH KAST	16915	7/30/2018	20.18
KELLI PETERSON	16916	7/30/2018	69.94
DANILO LURSSSEN	17162	9/18/2018	100.00
ROLAND & MICHELE MOSEL	17171	9/18/2018	38.90
TERRY RITTERBUSH	17187	9/18/2018	100.00
JOSE L RODRIGUEZ	17193	9/18/2018	100.00
JODI WOOD	17212	9/18/2018	100.00
RACHAMIN AVITAL	17292	10/31/2018	0.67
NATIONWIDE	17716	4/15/2019	100.00
Eric Rodriguez	17746	12/31/2019	66.50
Mike Bennett	19313	12/8/2020	39.51
Sandy Hubbard	19320	12/8/2020	100.00
Jaimee Moore	19327	12/8/2020	32.51
Erin Nelson	19328	12/8/2020	39.51
Marcos Solarez	19335	12/8/2020	100.00
NMVCA	19480	2/2/2021	105.00
Mohamed Awadallah	19962	8/4/2021	400.00
Laurie Gonzales	20122	10/1/2021	11.69
Enrique Sanchez	20128	10/1/2021	7.26
Pioneer Simple IRA Investment Servies	20343	1/6/2022	2,498.32
Pioneer ROTH Retirement Investment	20344	1/6/2022	1,665.60
Afaf Bafka	20835	7/11/2022	7.13
Pedro Nunez	20877	7/11/2022	10.53
JOSEPH HANNA	21015	8/15/2022	27.96
Miguel Rodriguez Rodriguez	21372	12/22/2022	100.00
ADAM'S CORNER MARKET	21481	2/21/2023	44.11
Credit management	21691	4/27/2023	45.16
City of Kearney	21715	5/15/2023	126.00
Credit management	21725	5/15/2023	19.83
Credit management	21785	6/9/2023	19.83
Rasmussen Mechanical Services	21845	6/19/2023	5,225.26
Shanna Held	22044	8/24/2023	302.89
Jason Blausey	22225	11/20/2023	35.00
Pablo Aguila	22294	11/30/2023	0.92
Nicholas Hughes	22301	11/30/2023	50.00
Jason Blausey	22318	12/18/2023	35.00
Miguel Rodriguez Rodriguez	22402	12/21/2023	100.00
Bailee Labs	22575	3/4/2024	100.00
Menards--Kearney	22931	6/17/2024	1,863.60
Ask Supply Co LLC	23216	10/21/2024	259.78
Corey Snell	23311	10/30/2024	2,140.27
Kyle Swanson	23312	10/30/2024	2,429.71
Suanne Thomas	23313	10/30/2024	3,655.01
Angela Piper	23329	11/25/2024	35.00
BB'S Parts & Service	23338	11/25/2024	9.06
Jason Blausey	23480	12/20/2024	100.00
Jason Blausey	23619	2/18/2025	35.00
Chemsearch	23622	2/18/2025	999.53
Construction Rental Inc.	23626	2/18/2025	667.49
Credit management	23628	2/18/2025	47.88
Credit management	23629	2/18/2025	201.07
Demco	23633	2/18/2025	293.15
Gear Wash - Colorado	23637	2/18/2025	9,215.76
Gibbon Fire Department	23638	2/18/2025	800.00
Guideposts	23639	2/18/2025	44.82
Luis Garcia	23646	2/18/2025	50.00
Landmark Implement Inc	23647	2/18/2025	112.8
Napa Auto Parts	23657	2/18/2025	1,408.12
Nebraska Child Support	23658	2/18/2025	874.55
One Call Concepts Inc	23662	2/18/2025	68.33
Pep Co Inc	23663	2/18/2025	280.00
Platte Valley Lab	23665	2/18/2025	5,902.50
Prairie View Roofing and Development	23666	2/18/2025	9,908.25

WireSmith Electric LLC	23673	2/18/2025	173.00	
Alegent Creighton Clinic	23683	2/28/2025	254.00	
Beerbohm Insurance	23684	2/28/2025	4,887.00	
Blue Cross Blue Shield Of Nebraska	23685	2/28/2025	1,206.49	
Credit management	23686	2/28/2025	198.88	
LIPS Printing Service	23687	2/28/2025	470.58	
Mutual of Omaha	23688	2/28/2025	354.46	
Nebraska Child Support	23689	2/28/2025	874.55	
Nebraska Turfgrass Association	23690	2/28/2025	900.00	
Nebraska Public Health Lab	23691	2/28/2025	63.00	
			<u>63,035.98</u>	
No assurance is provided on these financial statements				

<b>CITY OF GIBBON</b>						
<b>BANK RECONCILIATION</b>						
<b>FOR THE MONTH ENDING</b>						
2/28/2025						
CASH ON HAND		2/1/2025				5,352,510.37
RECEIPTS FOR MONTH						448,911.30
CASH TO ACCOUNT FOR						5,801,421.67
CHECK WRITTEN FOR MONTH						537,306.54
FUND BALANCE		2/28/2025				5,264,115.13
ACCOUNTS REC						-73,614.02
ACCOUNTS PAYABLE						16,348.61
CASH BALANCE		2/28/2025				5,206,849.72
<b>PROOF OF BALANCE</b>						
DEPOSITS IN TRANSIT						23,838.24
BALANCE ON STATEMENT		2/28/2025				
Checking Account						2,202,471.03
MM Account						3,043,576.43
LESS CHECKS OUTSTANDING						63,035.98
ADJ. BANK BALANCE		2/28/2025				5,206,849.72
		10/1/24				
		BALANCE	INT MONTH	YTD INT		END. BAL.
EB CD 105692	Street	83,178.25		1,043.13		84,221.38
EB CD 105789	Cemetery	13,366.38	82.24	164.88		13,531.26
EB CD 106458	Cemetery	14,553.38		89.98		14,643.36
EB CD 107595	Cemetery	12,578.92		153.98		12,732.90
						0.00
TOTAL CD'S		123,676.93	82.24	1,451.97		125,128.90
TOTAL OF ALL FUNDS AVAILABLE						5,331,978.62
No assurance is provided on these financial statements						

# City of Gibbon

Account	Account Name	Fiscal Year 24 - 25			Budget			Fiscal Year 23 - 24	
		Current	Year To Date	%Used	Current	Total	Remaining	Year To Date	Total
<b>Revenue</b>									
<b>GENERAL</b>									
01-1001	PROPERTY TAX	9,597.35	58,597.03	10.28 %	47,486.00	569,837.04	511,240.01	57,564.03	480,668.65
01-1002	CONSUMERS 5%	0.00	0.00	0.00 %	3,500.00	42,000.00	42,000.00	2,466.02	37,274.96
01-1003	BUILDING PERMIT	75.00	360.00	36.00 %	83.00	1,000.00	640.00	155.00	855.00
01-1004	OTHER INCOME	1,350.00	3,316.74	66.33 %	417.00	5,000.00	1,683.26	6,635.00	94,146.87
01-1005	INTEREST	527.75	3,297.13	164.86 %	167.00	2,000.00	(1,297.13)	3,493.86	8,816.13
01-1006	NPPD	37,522.65	194,414.57	43.20 %	37,500.00	450,000.00	255,585.43	206,462.69	472,919.59
01-1007	TRANSFER	0.00	0.00	0.00 %	0.00	0.00	0.00	0.00	0.00
01-1009	RENT	325.00	4,450.00	74.17 %	500.00	6,000.00	1,550.00	3,000.00	6,325.00
01-1012	MOTOR VEHICLE TAX	3,294.60	16,023.13	64.09 %	2,083.00	25,000.00	8,976.87	15,446.82	39,003.05
01-1013	LOCAL SALES TAX	37,310.59	221,623.47	54.72 %	33,750.00	405,000.00	183,376.53	242,023.80	522,962.96
01-1014	PRO RATE	371.62	597.69	14.94 %	333.00	4,000.00	3,402.31	4,430.39	5,544.92
01-1020	SOURCE GAS FRANCHISE	0.00	3,744.82	93.62 %	333.00	4,000.00	255.18	4,007.44	4,007.44
01-1021	FINES & LICENSE	700.00	1,935.00	77.40 %	208.00	2,500.00	565.00	1,550.00	2,325.00
01-1022	CABLE FRANCHISE	0.00	0.00	0.00 %	1,000.00	12,000.00	12,000.00	0.00	10,236.38
01-1049	ACE REBATE	4,724.00	4,724.00	134.97 %	292.00	3,500.00	(1,224.00)	4,640.00	4,640.00
01-1051	MUNICIPAL EQUAL FUND	0.00	16,972.42	13.81 %	10,238.00	122,860.36	105,887.94	15,407.51	87,298.85
01-1054	UTILITY DEPOSITS	0.00	0.00	0.00 %	0.00	0.00	0.00	0.00	0.00
<b>TOTAL Revenue</b>		<b>95,798.56</b>	<b>530,056.00</b>	<b>32.03 %</b>	<b>137,890.00</b>	<b>1,654,697.40</b>	<b>1,124,641.40</b>	<b>567,282.56</b>	<b>1,777,024.80</b>

<b>Expense</b>									
<b>GENERAL</b>									
01-2001	SALARIES	3,942.29	30,378.10	43.40 %	5,833.00	70,000.00	39,621.90	24,063.22	63,111.09
01-2002	EMPLOYEE INSURANCE	110.90	7,051.16	40.06 %	1,467.00	17,600.00	10,548.84	4,052.75	11,644.94
01-2003	EMPLOYEE IRS SIMPLE	0.00	0.00	0.00 %	0.00	0.00	0.00	0.00	0.00
01-2004	SUPPLIES	110.95	4,131.30	63.56 %	542.00	6,500.00	2,368.70	868.21	6,468.02
01-2005	REPAIR & MAINTENANCE	857.90	1,738.46	28.97 %	500.00	6,000.00	4,261.54	673.07	35,145.88
01-2006	UTILITIES-ELECTRIC	265.35	1,423.02	35.58 %	333.00	4,000.00	2,576.98	1,354.35	4,164.37
01-2007	UTILITIES-SOURCE GAS	547.29	1,324.31	33.11 %	333.00	4,000.00	2,675.69	1,655.36	3,656.73
01-2008	TELEPHONE	677.32	3,355.48	67.11 %	417.00	5,000.00	1,644.52	1,829.31	5,674.04
01-2009	PROFESSIONAL	3,392.00	69,743.12	55.79 %	10,417.00	125,000.00	55,256.88	45,750.34	106,611.44
01-2010	INSURANCE	0.00	(781.35)	-3.06 %	2,125.00	25,500.00	26,281.35	200.00	22,486.54
01-2011	PRINTING & PUBLICATION	544.42	2,233.29	27.92 %	667.00	8,000.00	5,766.71	1,924.15	4,775.15
01-2012	MISCELLANEOUS	322.33	894.22	17.88 %	417.00	5,000.00	4,105.78	231.72	1,131.24
01-2013	OFFICE SUPPLIES	318.81	7,926.47	72.06 %	917.00	11,000.00	3,073.53	4,413.07	13,870.86
01-2014	ELECTION	0.00	155.88	3.12 %	417.00	5,000.00	4,844.12	0.00	253.34
01-2015	CHEMICAL & INSECT	175.00	875.00	116.67 %	62.00	750.00	(125.00)	250.00	1,100.00
01-2016	MISC. SUPPLIES	0.00	50.00	4.00 %	104.00	1,250.00	1,200.00	0.00	257.42
01-2017	COPIER PAYMENT	443.21	1,595.04	19.94 %	667.00	8,000.00	6,404.96	2,152.02	6,039.45
01-2018	TRANSFER SCHOOL	0.00	950.00	31.67 %	250.00	3,000.00	2,050.00	1,275.00	2,525.00
01-2020	ECON. DEVELOPMENT	0.00	35,405.13	78.68 %	3,750.00	45,000.00	9,594.87	0.00	4,402.06
01-2021	LABOR & MACHINE	0.00	215.61	21.56 %	83.00	1,000.00	784.39	431.22	1,078.05
01-2022	TRAVEL & CONF. MILE	3,307.01	13,154.03	65.77 %	1,667.00	20,000.00	6,845.97	7,507.08	19,522.93
01-2023	OFFICE EQUIPMENT	0.00	569.00	11.38 %	417.00	5,000.00	4,431.00	628.50	4,778.48
01-2024	TRANSFER	126,027.35	630,136.75	41.67 %	126,027.00	1,512,328.09	882,191.34	587,738.50	1,392,779.32
01-2025	RE IMPROVEMENTS	0.00	0.00	0.00 %	4,167.00	50,000.00	50,000.00	0.00	0.00
01-2026	CAPITAL OUTLAY	0.00	47,557.07	79.26 %	5,000.00	60,000.00	12,442.93	158.77	158.77
01-2043	DUES & CONV	0.00	750.00	15.00 %	417.00	5,000.00	4,250.00	399.00	8,550.25

# City of Gibbon

Account	Account Name	Fiscal Year 24 - 25			Budget			Fiscal Year 23 - 24	
		Current	Year To Date	%Used	Current	Total	Remaining	Year To Date	Total
<b>Expense (Continued)</b>									
GENERAL									
01-2054	HERITAGE CENTER	0.00	0.00	0.00 %	333.00	4,000.00	4,000.00	0.00	0.00
01-2071	EQUIPMENT	0.00	0.00	0.00 %	417.00	5,000.00	5,000.00	0.00	0.00
01-2079	REFUNDS	50.00	50.00	2.50 %	167.00	2,000.00	1,950.00	0.00	50.00
01-2093	H CENTER TAXES	0.00	2,666.44	74.07 %	300.00	3,600.00	933.56	3,263.02	3,263.02
01-2095	CITY SHARE FICA	371.07	2,582.43	54.95 %	392.00	4,700.00	2,117.57	3,637.81	7,451.79
01-2096	CITY SHARE MEDICARE	86.80	603.93	60.39 %	83.00	1,000.00	396.07	850.78	1,742.77
01-2097	CITY SHARE RETIREMENT	118.28	574.45	27.35 %	175.00	2,100.00	1,525.55	1,062.47	2,117.89
01-2098	CITY SHARE ROTH	78.85	382.95	29.46 %	108.00	1,300.00	917.05	708.36	1,412.03
01-2099	OTHER PAYROLL	0.00	0.00	0.00 %	0.00	0.00	0.00	0.00	0.00
<b>TOTAL Expense</b>		<b>141,747.13</b>	<b>867,691.29</b>	<b>42.79 %</b>	<b>168,971.00</b>	<b>2,027,628.09</b>	<b>1,159,936.80</b>	<b>697,078.08</b>	<b>1,736,222.87</b>
PROFIT / (LOSS) :		<b>(45,948.57)</b>	<b>(337,635.29)</b>		<b>(31,081.00)</b>	<b>(372,930.69)</b>	<b>(35,295.40)</b>	<b>(129,795.52)</b>	<b>40,801.93</b>

Account	Account Name	Fiscal Year 24 - 25			Budget			Fiscal Year 23 - 24	
		Current	Year To Date	%Used	Current	Total	Remaining	Year To Date	Total
<b>Revenue</b>									
<b>STREET FUND</b>									
02-1001	PROPERTY TAX	0.00	0.00	0.00 %	0.00	0.00	0.00	0.00	0.00
02-1004	OTHER INCOME	75.00	2,608.57	104.34 %	208.00	2,500.00	(108.57)	1,275.00	7,740.30
02-1005	INTEREST	456.07	3,798.15	253.21 %	125.00	1,500.00	(2,298.15)	2,676.97	8,804.58
02-1006	NPPD	0.00	0.00	0.00 %	0.00	0.00	0.00	0.00	0.00
02-1007	TRANSFER	5,852.48	29,262.40	41.67 %	5,852.00	70,229.75	40,967.35	27,892.60	66,942.24
02-1012	MOTOR VEHICLE TAX	0.00	0.00	0.00 %	4,167.00	50,000.00	50,000.00	0.00	0.00
02-1013	LOCAL SALES TAX	4,605.46	23,278.61	58.20 %	3,333.00	40,000.00	16,721.39	18,338.30	45,031.29
02-1015	HIGHWAY ALLOCATION	24,317.62	116,587.04	41.50 %	23,410.00	280,919.00	164,331.96	115,315.97	270,501.98
02-1016	STREET ASSESSMENT	0.00	0.00	0.00 %	0.00	0.00	0.00	0.00	0.00
02-1018	MOTOR VEHICLE	0.00	8,718.03	51.28 %	1,417.00	17,000.00	8,281.97	8,499.92	19,124.04
02-1034	FEDERAL/STATE GRANTS	0.00	13,806.97	0.00 %	0.00	0.00	(13,806.97)	0.00	2,525.00
02-1045	BOND PROCEEDS	0.00	0.00	0.00 %	0.00	0.00	0.00	0.00	0.00
02-1051	MUNICIPAL EQUAL FUND	0.00	0.00	0.00 %	0.00	0.00	0.00	0.00	0.00
<b>TOTAL Revenue</b>		<b>35,306.63</b>	<b>198,059.77</b>	<b>42.86 %</b>	<b>38,512.00</b>	<b>462,148.75</b>	<b>264,088.98</b>	<b>173,998.76</b>	<b>420,669.43</b>
<b>Expense</b>									
<b>STREET FUND</b>									
02-2001	SALARIES	19,109.86	106,172.96	45.18 %	19,583.00	235,000.00	128,827.04	85,409.38	183,455.51
02-2002	EMPLOYEE INSURANCE	645.55	47,230.41	43.33 %	9,083.00	109,000.00	61,769.59	30,579.84	72,556.42
02-2003	EMPLOYEE IRS SIMPLE	0.00	0.00	0.00 %	0.00	0.00	0.00	91.20	91.20
02-2004	SUPPLIES	537.93	9,649.81	53.61 %	1,500.00	18,000.00	8,350.19	3,169.04	7,018.52
02-2005	REPAIR & MAINTENANCE	4,833.95	17,247.20	43.12 %	3,333.00	40,000.00	22,752.80	18,921.35	53,567.68
02-2006	UTILITIES-ELECTRIC	195.98	772.80	24.93 %	258.00	3,100.00	2,327.20	608.31	1,741.33
02-2007	UTILITIES-SOURCE GAS	0.00	2,005.36	29.06 %	575.00	6,900.00	4,894.64	2,110.73	3,449.15
02-2008	TELEPHONE	141.00	702.80	20.08 %	292.00	3,500.00	2,797.20	719.38	1,701.02
02-2009	PROFESSIONAL	0.00	3,115.63	20.77 %	1,250.00	15,000.00	11,884.37	1,264.20	4,476.82
02-2010	INSURANCE	0.00	424.65	1.46 %	2,417.00	29,000.00	28,575.35	0.00	23,316.14
02-2012	MISCELLANEOUS	0.00	50.00	1.43 %	292.00	3,500.00	3,450.00	451.07	479.40
02-2015	CHEMICAL & INSECT	0.00	0.00	0.00 %	667.00	8,000.00	8,000.00	0.00	539.29
02-2024	TRANSFER	0.00	0.00	0.00 %	1,442.00	17,300.00	17,300.00	0.00	0.00
02-2025	RE IMPROVEMENTS	0.00	0.00	0.00 %	0.00	0.00	0.00	0.00	0.00
02-2026	CAPITAL OUTLAY	0.00	8,079.22	133.32 %	505.00	6,060.00	(2,019.22)	18,500.00	26,994.84
02-2027	GAS & OIL	1,150.25	5,052.93	38.87 %	1,083.00	13,000.00	7,947.07	4,475.68	11,512.35
02-2028	SNOW REMOVAL	0.00	734.51	0.00 %	0.00	0.00	(734.51)	1,828.51	2,869.49
02-2029	SAND & GRAVEL	0.00	5,322.54	53.23 %	833.00	10,000.00	4,677.46	2,117.15	3,617.00
02-2030	CONC & BLACK TOP	0.00	3,821.33	25.48 %	1,250.00	15,000.00	11,178.67	1,087.50	2,487.59
02-2031	SIGNS	0.00	777.79	0.00 %	0.00	0.00	(777.79)	0.00	0.00
02-2032	PAVEMENT MARK	0.00	0.00	0.00 %	167.00	2,000.00	2,000.00	0.00	839.93
02-2033	FLAGS/FLAR/BAR	0.00	0.00	0.00 %	417.00	5,000.00	5,000.00	511.96	511.96
02-2034	BOND & INTEREST	0.00	0.00	0.00 %	0.00	0.00	0.00	0.00	0.00
02-2035	STREET IMPROVEMENTS	0.00	39,450.00	78.90 %	4,167.00	50,000.00	10,550.00	0.00	2,525.00
02-2070	GRANT EXPENSE	0.00	17,345.61	8.67 %	16,667.00	200,000.00	182,654.39	0.00	0.00
02-2095	CITY SHARE FICA	1,184.82	6,582.81	45.09 %	1,217.00	14,600.00	8,017.19	5,301.02	11,383.19
02-2096	CITY SHARE MEDICARE	277.08	1,539.48	41.61 %	308.00	3,700.00	2,160.52	1,239.84	2,662.40
02-2097	CITY SHARE RETIREMENT	376.18	2,018.56	22.43 %	750.00	9,000.00	6,981.44	1,676.16	3,334.91
02-2098	CITY SHARE ROTH	499.31	2,671.80	106.87 %	208.00	2,500.00	(171.80)	2,374.31	4,906.28



# City of Gibbon

Account	Account Name	Fiscal Year 24 - 25			Budget			Fiscal Year 23 - 24	
		Current	Year To Date	%Used	Current	Total	Remaining	Year To Date	Total
<b>Expense (Continued)</b>									
<b>TOTAL Expense</b>		28,951.91	280,768.20	34.28 %	68,264.00	819,160.00	538,391.80	182,436.63	426,037.42
PROFIT / (LOSS) :		<u>6,354.72</u>	<u>(82,708.43)</u>		<u>(29,752.00)</u>	<u>(357,011.25)</u>	<u>(274,302.82)</u>	<u>(8,437.87)</u>	<u>(5,367.99)</u>
<b>Revenue</b>									
<b>SALES TAX FUND</b>									
03-1004	OTHER INCOME	0.00	0.00	0.00 %	0.00	0.00	0.00	0.00	0.00
03-1005	INTEREST	0.00	0.00	0.00 %	0.00	0.00	0.00	0.00	0.00
03-1013	LOCAL SALES TAX	0.00	0.00	0.00 %	0.00	0.00	0.00	0.00	0.00
03-1023	STATE SALES TAX	0.00	0.00	0.00 %	0.00	0.00	0.00	0.00	0.00
<b>TOTAL Revenue</b>		<u>0.00</u>	<u>0.00</u>	<u>0.00 %</u>	<u>0.00</u>	<u>0.00</u>	<u>0.00</u>	<u>0.00</u>	<u>0.00</u>
<b>Expense</b>									
<b>SALES TAX FUND</b>									
03-2024	TRANSFER	0.00	0.00	0.00 %	0.00	0.00	0.00	0.00	0.00
03-2026	CAPITAL OUTLAY	0.00	0.00	0.00 %	0.00	0.00	0.00	0.00	0.00
03-2036	SALES TAX PD TO ST	0.00	0.00	0.00 %	0.00	0.00	0.00	0.00	0.00
03-2037	TAX RELIEF-CEM	0.00	0.00	0.00 %	0.00	0.00	0.00	0.00	0.00
03-2038	FUTURE CAPITAL	0.00	0.00	0.00 %	0.00	0.00	0.00	0.00	0.00
03-2049	EQUIPMENT PARK	0.00	0.00	0.00 %	0.00	0.00	0.00	0.00	0.00
03-2091	EQUIPMENT GENERAL	0.00	0.00	0.00 %	0.00	0.00	0.00	0.00	0.00
<b>TOTAL Expense</b>		<u>0.00</u>	<u>0.00</u>	<u>0.00 %</u>	<u>0.00</u>	<u>0.00</u>	<u>0.00</u>	<u>0.00</u>	<u>0.00</u>
PROFIT / (LOSS) :		<u>0.00</u>	<u>0.00</u>		<u>0.00</u>	<u>0.00</u>	<u>0.00</u>	<u>0.00</u>	<u>0.00</u>

# City of Gibbon

Account	Account Name	Fiscal Year 24 - 25			Budget			Fiscal Year 23 - 24	
		Current	Year To Date	%Used	Current	Total	Remaining	Year To Date	Total
<b>Revenue</b>									
CEMETERY FUND									
04-1001	PROPERTY TAX	0.00	0.00	0.00 %	0.00	0.00	0.00	0.00	0.00
04-1004	OTHER INCOME	50.00	615.00	123.00 %	42.00	500.00	(115.00)	240.00	429.61
04-1005	INTEREST	82.24	408.84	408.84 %	8.00	100.00	(308.84)	0.00	1,343.34
04-1006	NPPD	0.00	0.00	0.00 %	0.00	0.00	0.00	0.00	0.00
04-1007	TRANSFER	8,668.29	43,341.45	41.67 %	8,668.00	104,019.42	60,677.97	43,568.05	107,134.69
04-1008	DONATIONS	0.00	0.00	0.00 %	8.00	100.00	100.00	0.00	500.00
04-1013	LOCAL SALES TAX	0.00	0.00	0.00 %	0.00	0.00	0.00	0.00	0.00
04-1024	GRAVE OPENING	200.00	4,150.00	55.33 %	625.00	7,500.00	3,350.00	2,000.00	7,750.00
04-1025	CEMETERY LOTS	5.00	5.00	0.07 %	625.00	7,500.00	7,495.00	6,710.00	15,930.00
04-1050	COLMBARIUM RECEIPTS	50.00	50.00	0.00 %	0.00	0.00	(50.00)	0.00	0.00
04-1051	MUNICIPAL EQUAL FUND	0.00	0.00	0.00 %	0.00	0.00	0.00	0.00	0.00
04-1055	RECLAIMED LOT SALES	0.00	0.00	0.00 %	0.00	0.00	0.00	0.00	0.00
04-1062	PERPETUAL CARE	300.00	900.00	25.71 %	292.00	3,500.00	2,600.00	600.00	3,150.00
<b>TOTAL Revenue</b>		<b>9,355.53</b>	<b>49,470.29</b>	<b>40.15 %</b>	<b>10,268.00</b>	<b>123,219.42</b>	<b>73,749.13</b>	<b>53,118.05</b>	<b>136,237.64</b>
<b>Expense</b>									
CEMETERY FUND									
04-2001	SALARIES	3,009.80	21,998.71	27.50 %	6,667.00	80,000.00	58,001.29	14,440.09	60,754.12
04-2002	EMPLOYEE INSURANCE	115.78	7,948.59	40.35 %	1,642.00	19,700.00	11,751.41	3,903.32	13,780.63
04-2003	EMPLOYEE IRS SIMPLE	0.00	0.00	0.00 %	0.00	0.00	0.00	0.00	0.00
04-2004	SUPPLIES	234.78	1,231.64	35.19 %	292.00	3,500.00	2,268.36	1,477.88	9,235.97
04-2005	REPAIR & MAINTENANCE	605.07	2,096.63	59.90 %	292.00	3,500.00	1,403.37	3,006.48	15,923.65
04-2006	UTILITIES-ELECTRIC	87.73	813.28	51.64 %	131.00	1,575.00	761.72	730.40	1,879.44
04-2008	TELEPHONE	113.04	565.16	29.36 %	160.00	1,925.00	1,359.84	606.95	1,971.19
04-2010	INSURANCE	0.00	1,300.55	21.68 %	500.00	6,000.00	4,699.45	0.00	5,312.57
04-2012	MISCELLANEOUS	300.00	1,271.23	63.56 %	167.00	2,000.00	728.77	1,102.93	2,008.10
04-2026	CAPITAL OUTLAY	0.00	10,815.27	72.10 %	1,250.00	15,000.00	4,184.73	0.00	1,000.00
04-2027	GAS & OIL	151.78	1,356.82	27.14 %	417.00	5,000.00	3,643.18	1,281.34	4,846.93
04-2038	FUTURE CAPITAL	0.00	0.00	0.00 %	0.00	0.00	0.00	0.00	0.00
04-2095	CITY SHARE FICA	186.62	1,363.95	26.23 %	433.00	5,200.00	3,836.05	895.25	3,766.72
04-2096	CITY SHARE MEDICARE	43.65	318.95	29.00 %	92.00	1,100.00	781.05	209.41	880.94
04-2097	CITY SHARE RETIREMENT	90.30	501.93	30.42 %	138.00	1,650.00	1,148.07	339.66	981.58
04-2098	CITY SHARE ROTH	60.19	334.62	29.10 %	96.00	1,150.00	815.38	226.44	654.43
<b>TOTAL Expense</b>		<b>4,998.74</b>	<b>51,917.33</b>	<b>35.25 %</b>	<b>12,277.00</b>	<b>147,300.00</b>	<b>95,382.67</b>	<b>28,220.15</b>	<b>122,996.27</b>
<b>PROFIT / (LOSS) :</b>		<b>4,356.79</b>	<b>(2,447.04)</b>		<b>(2,009.00)</b>	<b>(24,080.58)</b>	<b>(21,633.54)</b>	<b>24,897.90</b>	<b>13,241.37</b>

# City of Gibbon

Account	Account Name	Fiscal Year 24 - 25			Budget			Fiscal Year 23 - 24	
		Current	Year To Date	%Used	Current	Total	Remaining	Year To Date	Total
<b>Revenue</b>									
<b>POLICE FUND</b>									
05-1001	PROPERTY TAX	0.00	0.00	0.00 %	0.00	0.00	0.00	0.00	0.00
05-1002	CONSUMERS 5%	0.00	0.00	0.00 %	0.00	0.00	0.00	0.00	0.00
05-1004	OTHER INCOME	0.00	0.00	0.00 %	0.00	0.00	0.00	0.00	336.08
05-1005	INTEREST	0.00	0.00	0.00 %	0.00	0.00	0.00	0.00	0.00
05-1006	NPPD	0.00	0.00	0.00 %	0.00	0.00	0.00	0.00	0.00
05-1007	TRANSFER	21,015.63	105,078.15	41.67 %	21,016.00	252,187.56	147,109.41	99,496.80	197,889.96
05-1010	STATE AID	0.00	0.00	0.00 %	0.00	0.00	0.00	0.00	0.00
05-1013	LOCAL SALES TAX	0.00	0.00	0.00 %	0.00	0.00	0.00	0.00	0.00
05-1014	PRO RATE	0.00	0.00	0.00 %	0.00	0.00	0.00	0.00	0.00
05-1051	MUNICIPAL EQUAL FUND	0.00	0.00	0.00 %	0.00	0.00	0.00	0.00	0.00
<b>TOTAL Revenue</b>		<b>21,015.63</b>	<b>105,078.15</b>	<b>41.67 %</b>	<b>21,016.00</b>	<b>252,187.56</b>	<b>147,109.41</b>	<b>99,496.80</b>	<b>198,226.04</b>

<b>Expense</b>									
<b>POLICE FUND</b>									
05-2001	SALARIES	0.00	0.00	0.00 %	0.00	0.00	0.00	0.00	0.00
05-2004	SUPPLIES	0.00	471.23	0.00 %	0.00	0.00	(471.23)	19,624.36	19,624.36
05-2005	REPAIR & MAINTENANCE	0.00	0.00	0.00 %	0.00	0.00	0.00	5.33	5.33
05-2006	UTILITIES-ELECTRIC	54.54	256.55	36.65 %	58.00	700.00	443.45	260.42	690.72
05-2007	UTILITIES-SOURCE GAS	0.00	784.03	43.56 %	150.00	1,800.00	1,015.97	498.90	1,179.31
05-2008	TELEPHONE	53.90	269.32	33.66 %	67.00	800.00	530.68	268.32	643.35
05-2010	INSURANCE	0.00	0.00	0.00 %	0.00	0.00	0.00	0.00	0.00
05-2013	OFFICE SUPPLIES	0.00	0.00	0.00 %	0.00	0.00	0.00	400.59	400.59
05-2022	TRAVEL & CONF. MILE	0.00	0.00	0.00 %	0.00	0.00	0.00	0.00	0.00
05-2024	TRANSFER	0.00	0.00	0.00 %	0.00	0.00	0.00	0.00	0.00
05-2026	CAPITAL OUTLAY	0.00	0.00	0.00 %	0.00	0.00	0.00	0.00	0.00
05-2027	GAS & OIL	0.00	0.00	0.00 %	0.00	0.00	0.00	0.00	0.00
05-2038	FUTURE CAPITAL	0.00	0.00	0.00 %	0.00	0.00	0.00	0.00	0.00
05-2041	DOG EXPENSE	0.00	0.00	0.00 %	0.00	0.00	0.00	0.00	0.00
05-2042	CLEANING	0.00	0.00	0.00 %	0.00	0.00	0.00	0.00	0.00
05-2043	DUES & CONV	0.00	0.00	0.00 %	0.00	0.00	0.00	0.00	0.00
05-2044	SHERIFF ALLOWANCE	41,481.26	141,835.60	56.99 %	20,741.00	248,887.56	107,051.96	77,560.58	175,682.38
05-2090	N CASH RESERVE	0.00	0.00	0.00 %	0.00	0.00	0.00	0.00	0.00
05-2095	CITY SHARE FICA	0.00	0.00	0.00 %	0.00	0.00	0.00	0.00	0.00
05-2096	CITY SHARE MEDICARE	0.00	0.00	0.00 %	0.00	0.00	0.00	0.00	0.00
05-2098	CITY SHARE ROTH	0.00	0.00	0.00 %	0.00	0.00	0.00	0.00	0.00
<b>TOTAL Expense</b>		<b>41,589.70</b>	<b>143,616.73</b>	<b>56.95 %</b>	<b>21,016.00</b>	<b>252,187.56</b>	<b>108,570.83</b>	<b>98,618.50</b>	<b>198,226.04</b>

PROFIT / (LOSS) :

	<b>(20,574.07)</b>	<b>(38,538.58)</b>	<b>0.00</b>	<b>0.00</b>	<b>38,538.58</b>	<b>878.30</b>	<b>0.00</b>
--	--------------------	--------------------	-------------	-------------	------------------	---------------	-------------

# City of Gibbon

Account	Account Name	Fiscal Year 24 - 25			Budget			Fiscal Year 23 - 24	
		Current	Year To Date	%Used	Current	Total	Remaining	Year To Date	Total
<b>Revenue</b>									
POOL FUND									
06-1001	PROPERTY TAX	0.00	0.00	0.00 %	0.00	0.00	0.00	0.00	0.00
06-1002	CONSUMERS 5%	0.00	0.00	0.00 %	0.00	0.00	0.00	0.00	0.00
06-1004	OTHER INCOME	0.00	0.00	0.00 %	42.00	500.00	500.00	0.00	9,707.80
06-1005	INTEREST	0.00	0.00	0.00 %	0.00	0.00	0.00	0.00	0.00
06-1006	NPPD	0.00	0.00	0.00 %	0.00	0.00	0.00	0.00	0.00
06-1007	TRANSFER	12,633.33	63,166.65	41.67 %	12,633.00	151,600.00	88,433.35	57,104.15	118,447.46
06-1010	STATE AID	0.00	0.00	0.00 %	0.00	0.00	0.00	0.00	0.00
06-1013	LOCAL SALES TAX	0.00	0.00	0.00 %	0.00	0.00	0.00	0.00	0.00
06-1014	PRO RATE	0.00	0.00	0.00 %	0.00	0.00	0.00	0.00	0.00
06-1019	POOL RECEIPTS	0.00	205.60	1.58 %	1,083.00	13,000.00	12,794.40	125.23	21,729.67
06-1051	MUNICIPAL EQUAL FUND	0.00	0.00	0.00 %	0.00	0.00	0.00	0.00	0.00
06-1057	POOL BONDS	0.00	0.00	0.00 %	0.00	0.00	0.00	0.00	0.00
<b>TOTAL Revenue</b>		<b>12,633.33</b>	<b>63,372.25</b>	<b>38.38 %</b>	<b>13,758.00</b>	<b>165,100.00</b>	<b>101,727.75</b>	<b>57,229.38</b>	<b>149,884.93</b>
<b>Expense</b>									
POOL FUND									
06-2001	SALARIES	205.74	1,120.82	1.67 %	5,583.00	67,000.00	65,879.18	1,347.74	53,769.26
06-2002	EMPLOYEE INSURANCE	8.26	567.71	7.19 %	658.00	7,900.00	7,332.29	390.32	2,943.84
06-2003	EMPLOYEE IRS SIMPLE	0.00	0.00	0.00 %	0.00	0.00	0.00	0.00	0.00
06-2004	SUPPLIES	9.40	69.53	1.74 %	333.00	4,000.00	3,930.47	60.41	2,253.94
06-2005	REPAIR & MAINTENANCE	0.00	0.00	0.00 %	333.00	4,000.00	4,000.00	978.50	9,562.99
06-2006	UTILITIES-ELECTRIC	47.37	359.26	6.53 %	458.00	5,500.00	5,140.74	275.51	5,932.77
06-2007	UTILITIES-SOURCE GAS	0.00	232.97	46.59 %	42.00	500.00	267.03	201.82	538.24
06-2008	TELEPHONE	0.00	0.00	0.00 %	75.00	900.00	900.00	0.00	452.62
06-2010	INSURANCE	0.00	324.87	1.97 %	1,375.00	16,500.00	16,175.13	0.00	12,282.77
06-2012	MISCELLANEOUS	0.00	471.23	31.42 %	125.00	1,500.00	1,028.77	440.59	2,395.33
06-2024	TRANSFER	0.00	0.00	0.00 %	0.00	0.00	0.00	0.00	0.00
06-2026	CAPITAL OUTLAY	0.00	4,925.00	12.31 %	3,333.00	40,000.00	35,075.00	0.00	27,025.00
06-2045	MERCHANDISE FOR RESALE	0.00	0.00	0.00 %	0.00	0.00	0.00	0.00	2,148.81
06-2046	CHEMICALS	0.00	0.00	0.00 %	1,000.00	12,000.00	12,000.00	0.00	23,425.93
06-2048	POOL PROJECT	0.00	0.00	0.00 %	0.00	0.00	0.00	0.00	0.00
06-2090	N CASH RESERVE	0.00	0.00	0.00 %	0.00	0.00	0.00	0.00	0.00
06-2095	CITY SHARE FICA	12.77	69.55	1.72 %	338.00	4,050.00	3,980.45	83.56	3,489.05
06-2096	CITY SHARE MEDICARE	2.97	16.20	1.30 %	104.00	1,250.00	1,233.80	19.56	3,321.37
06-2097	CITY SHARE RETIREMENT	6.18	33.65	0.00 %	0.00	0.00	(33.65)	33.62	200.51
06-2098	CITY SHARE ROTH	4.11	22.39	0.00 %	0.00	0.00	(22.39)	22.44	142.50
<b>TOTAL Expense</b>		<b>296.80</b>	<b>8,213.18</b>	<b>4.97 %</b>	<b>13,757.00</b>	<b>165,100.00</b>	<b>156,886.82</b>	<b>3,854.07</b>	<b>149,884.93</b>
<b>PROFIT / (LOSS) :</b>		<b>12,336.53</b>	<b>55,159.07</b>		<b>1.00</b>	<b>0.00</b>	<b>(55,159.07)</b>	<b>53,375.31</b>	<b>0.00</b>

# City of Gibbon

Account	Account Name	Fiscal Year 24 - 25			Budget			Fiscal Year 23 - 24	
		Current	Year To Date	%Used	Current	Total	Remaining	Year To Date	Total
<b>Revenue</b>									
<b>PARK FUND</b>									
07-1001	PROPERTY TAX	0.00	0.00	0.00 %	0.00	0.00	0.00	0.00	0.00
07-1002	CONSUMERS 5%	0.00	0.00	0.00 %	0.00	0.00	0.00	0.00	0.00
07-1004	OTHER INCOME	0.00	0.00	0.00 %	0.00	0.00	0.00	0.00	25,286.43
07-1005	INTEREST	0.00	0.00	0.00 %	0.00	0.00	0.00	0.00	0.00
07-1006	NPPD	0.00	0.00	0.00 %	0.00	0.00	0.00	0.00	0.00
07-1007	TRANSFER	21,050.00	105,250.00	41.67 %	21,050.00	252,600.00	147,350.00	96,687.50	385,989.23
07-1008	DONATIONS	0.00	0.00	0.00 %	0.00	0.00	0.00	0.00	0.00
07-1010	STATE AID	0.00	0.00	0.00 %	0.00	0.00	0.00	0.00	0.00
07-1013	LOCAL SALES TAX	0.00	0.00	0.00 %	0.00	0.00	0.00	0.00	0.00
07-1014	PRO RATE	0.00	0.00	0.00 %	0.00	0.00	0.00	0.00	0.00
07-1028	REIMBURSEMENT	0.00	0.00	0.00 %	0.00	0.00	0.00	0.00	0.00
07-1034	FEDERAL/STATE GRANTS	0.00	0.00	0.00 %	0.00	0.00	0.00	0.00	0.00
07-1051	MUNICIPAL EQUAL FUND	0.00	0.00	0.00 %	0.00	0.00	0.00	0.00	0.00
<b>TOTAL Revenue</b>		<b>21,050.00</b>	<b>105,250.00</b>	<b>41.67 %</b>	<b>21,050.00</b>	<b>252,600.00</b>	<b>147,350.00</b>	<b>96,687.50</b>	<b>411,275.66</b>
<b>Expense</b>									
<b>PARK FUND</b>									
07-2001	SALARIES	3,259.15	17,664.35	15.77 %	9,333.00	112,000.00	94,335.65	9,567.37	101,197.35
07-2002	EMPLOYEE INSURANCE	85.39	5,613.59	15.38 %	3,042.00	36,500.00	30,886.41	3,290.64	23,279.34
07-2003	EMPLOYEE IRS SIMPLE	0.00	0.00	0.00 %	0.00	0.00	0.00	0.00	0.00
07-2004	SUPPLIES	591.19	4,305.64	19.57 %	1,833.00	22,000.00	17,694.36	2,180.82	23,775.86
07-2005	REPAIR & MAINTENANCE	36.00	8,576.81	57.18 %	1,250.00	15,000.00	6,423.19	2,087.07	13,583.47
07-2006	UTILITIES-ELECTRIC	640.03	4,099.46	63.07 %	542.00	6,500.00	2,400.54	2,401.39	5,987.03
07-2008	TELEPHONE	173.37	831.81	41.59 %	167.00	2,000.00	1,168.19	709.87	1,678.14
07-2010	INSURANCE	0.00	802.72	4.22 %	1,583.00	19,000.00	18,197.28	176.81	18,319.79
07-2012	MISCELLANEOUS	600.00	1,115.32	55.77 %	167.00	2,000.00	884.68	378.00	909.68
07-2024	TRANSFER	0.00	0.00	0.00 %	0.00	0.00	0.00	0.00	0.00
07-2026	CAPITAL OUTLAY	0.00	5,610.98	22.44 %	2,083.00	25,000.00	19,389.02	21,300.00	22,623.71
07-2027	GAS & OIL	187.34	1,952.61	21.70 %	750.00	9,000.00	7,047.39	1,569.51	7,488.04
07-2049	EQUIPMENT PARK	0.00	0.00	0.00 %	167.00	2,000.00	2,000.00	400.60	400.60
07-2050	MOWING	0.00	0.00	0.00 %	0.00	0.00	0.00	0.00	0.00
07-2051	GOLF COURSE	0.00	0.00	0.00 %	0.00	0.00	0.00	0.00	0.00
07-2052	BALL DIAMOND IMPROV	0.00	0.00	0.00 %	0.00	0.00	0.00	0.00	0.00
07-2053	PARK IMPROVEMENTS	0.00	0.00	0.00 %	2,083.00	25,000.00	25,000.00	0.00	462.78
07-2054	HERITAGE CENTER	38.21	3,508.42	23.39 %	1,250.00	15,000.00	11,491.58	2,224.37	4,404.12
07-2055	COMMUNITY CENTER	0.00	0.00	0.00 %	0.00	0.00	0.00	0.00	0.00
07-2056	STUMP REMOVAL TREES	5,000.00	5,000.00	250.00 %	167.00	2,000.00	(3,000.00)	1,000.00	1,000.00
07-2057	NEW BALL PARK	0.00	0.00	0.00 %	0.00	0.00	0.00	0.00	0.00
07-2070	GRANT EXPENSE	0.00	6,878.81	34.39 %	1,667.00	20,000.00	13,121.19	0.00	178,419.89
07-2085	Heritage Center & CC Expense	0.00	0.00	0.00 %	0.00	0.00	0.00	0.00	0.00
07-2095	CITY SHARE FICA	202.07	1,095.14	15.64 %	583.00	7,000.00	5,904.86	593.20	4,383.72
07-2096	CITY SHARE MEDICARE	47.26	256.05	15.06 %	142.00	1,700.00	1,443.95	138.73	1,025.18
07-2097	CITY SHARE RETIREMENT	54.49	307.91	12.22 %	210.00	2,520.00	2,212.09	170.51	1,111.14
07-2098	CITY SHARE ROTH	49.42	280.12	14.90 %	157.00	1,880.00	1,599.88	198.02	1,225.82
<b>TOTAL Expense</b>		<b>10,963.92</b>	<b>67,899.74</b>	<b>20.82 %</b>	<b>27,176.00</b>	<b>326,100.00</b>	<b>258,200.26</b>	<b>48,386.91</b>	<b>411,275.66</b>

# City of Gibbon

Account	Account Name	Fiscal Year 24 - 25			Budget			Fiscal Year 23 - 24	
		Current	Year To Date	%Used	Current	Total	Remaining	Year To Date	Total
<b>PROFIT / (LOSS) :</b>		<b>10,086.08</b>	<b>37,350.26</b>		<b>(6,126.00)</b>	<b>(73,500.00)</b>	<b>(110,850.26)</b>	<b>48,300.59</b>	<b>0.00</b>
<b>Revenue</b>									
<b>FIRE FUND</b>									
08-1001	PROPERTY TAX	0.00	0.00	0.00 %	0.00	0.00	0.00	0.00	0.00
08-1002	CONSUMERS 5%	0.00	0.00	0.00 %	0.00	0.00	0.00	0.00	0.00
08-1004	OTHER INCOME	18.00	26,252.77	26.25 %	8,333.00	100,000.00	73,747.23	108.00	39,965.48
08-1005	INTEREST	0.00	0.00	0.00 %	0.00	0.00	0.00	0.00	0.00
08-1006	NPPD	0.00	0.00	0.00 %	0.00	0.00	0.00	0.00	0.00
08-1007	TRANSFER	9,800.00	49,000.00	41.67 %	9,800.00	117,600.00	68,600.00	42,953.70	119,768.59
08-1010	STATE AID	0.00	0.00	0.00 %	0.00	0.00	0.00	0.00	0.00
08-1013	LOCAL SALES TAX	0.00	0.00	0.00 %	0.00	0.00	0.00	0.00	0.00
08-1014	PRO RATE	0.00	0.00	0.00 %	0.00	0.00	0.00	0.00	0.00
08-1030	RURAL FIRE DIST.	616.50	12,700.38	0.00 %	0.00	0.00	(12,700.38)	13,197.00	15,579.50
08-1034	FEDERAL/STATE GRANTS	0.00	0.00	0.00 %	0.00	0.00	0.00	0.00	0.00
08-1037	WARRANTS/LOAN	0.00	0.00	0.00 %	0.00	0.00	0.00	0.00	0.00
08-1048	OCCUPATION TAX	0.00	0.00	0.00 %	0.00	0.00	0.00	0.00	0.00
08-1051	MUNICIPAL EQUAL FUND	0.00	0.00	0.00 %	0.00	0.00	0.00	0.00	0.00
<b>TOTAL Revenue</b>		<b>10,434.50</b>	<b>87,953.15</b>	<b>40.42 %</b>	<b>18,133.00</b>	<b>217,600.00</b>	<b>129,646.85</b>	<b>56,258.70</b>	<b>175,313.57</b>
<b>Expense</b>									
<b>FIRE FUND</b>									
08-2004	SUPPLIES	0.00	1,293.43	25.87 %	417.00	5,000.00	3,706.57	51.00	2,555.36
08-2005	REPAIR & MAINTENANCE	634.05	1,040.65	8.67 %	1,000.00	12,000.00	10,959.35	6,493.60	16,451.89
08-2006	UTILITIES-ELECTRIC	195.21	927.55	30.92 %	250.00	3,000.00	2,072.45	1,136.29	2,733.80
08-2007	UTILITIES-SOURCE GAS	0.00	2,352.08	58.80 %	333.00	4,000.00	1,647.92	2,857.21	5,090.82
08-2008	TELEPHONE	0.00	0.00	0.00 %	0.00	0.00	0.00	0.00	0.00
08-2010	INSURANCE	4,887.00	10,187.16	24.26 %	3,500.00	42,000.00	31,812.84	1,862.00	45,760.17
08-2012	MISCELLANEOUS	9,215.76	21,261.67	063.08 %	167.00	2,000.00	(19,261.67)	400.59	3,551.13
08-2022	TRAVEL & CONF. MILE	0.00	0.00	0.00 %	0.00	0.00	0.00	0.00	0.00
08-2026	CAPITAL OUTLAY	92,100.09	94,425.09	67.45 %	11,667.00	140,000.00	45,574.91	4,909.35	89,570.40
08-2038	FUTURE CAPITAL	0.00	0.00	0.00 %	5,000.00	60,000.00	60,000.00	0.00	0.00
08-2058	ALLOWANCE	800.00	4,000.00	41.67 %	800.00	9,600.00	5,600.00	4,000.00	9,600.00
08-2095	CITY SHARE FICA	0.00	0.00	0.00 %	0.00	0.00	0.00	0.00	0.00
08-2096	CITY SHARE MEDICARE	0.00	0.00	0.00 %	0.00	0.00	0.00	0.00	0.00
<b>TOTAL Expense</b>		<b>107,832.11</b>	<b>135,487.63</b>	<b>48.81 %</b>	<b>23,134.00</b>	<b>277,600.00</b>	<b>142,112.37</b>	<b>21,710.04</b>	<b>175,313.57</b>
<b>PROFIT / (LOSS) :</b>		<b>(97,397.61)</b>	<b>(47,534.48)</b>		<b>(5,001.00)</b>	<b>(60,000.00)</b>	<b>(12,465.52)</b>	<b>34,548.66</b>	<b>0.00</b>

# City of Gibbon

Account	Account Name	Fiscal Year 24 - 25			Budget			Fiscal Year 23 - 24	
		Current	Year To Date	%Used	Current	Total	Remaining	Year To Date	Total
<b>Revenue</b>									
LIBRARY FUND									
09-1001	PROPERTY TAX	0.00	0.00	0.00 %	0.00	0.00	0.00	0.00	0.00
09-1004	OTHER INCOME	34.25	230.26	46.05 %	42.00	500.00	269.74	85.56	236.69
09-1005	INTEREST	0.00	0.00	0.00 %	0.00	0.00	0.00	0.00	0.00
09-1006	NPPD	0.00	0.00	0.00 %	0.00	0.00	0.00	0.00	0.00
09-1007	TRANSFER	12,714.42	63,572.10	41.67 %	12,714.00	152,573.00	89,000.90	56,656.65	128,745.42
09-1013	LOCAL SALES TAX	0.00	0.00	0.00 %	0.00	0.00	0.00	0.00	0.00
09-1031	LIBRARY FEES	0.00	0.00	0.00 %	25.00	300.00	300.00	0.00	0.00
09-1034	FEDERAL/STATE GRANTS	0.00	0.00	0.00 %	0.00	0.00	0.00	0.00	0.00
09-1051	MUNICIPAL EQUAL FUND	0.00	0.00	0.00 %	0.00	0.00	0.00	0.00	0.00
09-1056	LOST BOOK	0.00	0.00	0.00 %	0.00	0.00	0.00	0.00	0.00
<b>TOTAL Revenue</b>		<b>12,748.67</b>	<b>63,802.36</b>	<b>41.60 %</b>	<b>12,781.00</b>	<b>153,373.00</b>	<b>89,570.64</b>	<b>56,742.21</b>	<b>128,982.11</b>
<b>Expense</b>									
LIBRARY FUND									
09-2001	SALARIES	6,775.91	38,346.65	39.65 %	8,060.00	96,723.00	58,376.35	32,099.47	81,981.09
09-2002	EMPLOYEE INSURANCE	0.00	0.00	0.00 %	0.00	0.00	0.00	0.00	0.00
09-2003	EMPLOYEE IRS SIMPLE	0.00	0.00	0.00 %	0.00	0.00	0.00	0.00	0.00
09-2004	SUPPLIES	715.05	1,673.95	27.90 %	500.00	6,000.00	4,326.05	2,133.06	4,977.24
09-2005	REPAIR & MAINTENANCE	217.04	1,403.42	35.09 %	333.00	4,000.00	2,596.58	1,890.81	2,430.80
09-2006	UTILITIES-ELECTRIC	231.73	2,206.43	26.91 %	683.00	8,200.00	5,993.57	1,973.51	5,295.95
09-2010	INSURANCE	0.00	(242.11)	-3.03 %	667.00	8,000.00	8,242.11	0.00	6,629.99
09-2012	MISCELLANEOUS	0.00	806.72	53.78 %	125.00	1,500.00	693.28	776.95	1,542.53
09-2024	TRANSFER	0.00	0.00	0.00 %	0.00	0.00	0.00	0.00	0.00
09-2026	CAPITAL OUTLAY	0.00	0.00	0.00 %	333.00	4,000.00	4,000.00	0.00	2,842.14
09-2038	FUTURE CAPITAL	0.00	0.00	0.00 %	0.00	0.00	0.00	0.00	0.00
09-2060	UPKEEP	56.39	638.68	37.57 %	142.00	1,700.00	1,061.32	179.00	1,410.70
09-2061	BOOKS	1,404.36	6,856.99	43.54 %	1,312.00	15,750.00	8,893.01	4,263.60	11,138.42
09-2062	MAGAZINES	0.00	0.00	0.00 %	0.00	0.00	0.00	1,823.86	4,461.60
09-2070	GRANT EXPENSE	0.00	0.00	0.00 %	0.00	0.00	0.00	0.00	0.00
09-2090	N CASH RESERVE	0.00	0.00	0.00 %	0.00	0.00	0.00	0.00	0.00
09-2095	CITY SHARE FICA	420.12	2,377.50	41.17 %	481.00	5,775.00	3,397.50	1,990.18	5,082.92
09-2096	CITY SHARE MEDICARE	98.26	556.04	32.23 %	144.00	1,725.00	1,168.96	465.42	1,188.73
09-2097	CITY SHARE RETIREMENT	0.00	0.00	0.00 %	0.00	0.00	0.00	0.00	0.00
09-2098	CITY SHARE ROTH	0.00	0.00	0.00 %	0.00	0.00	0.00	0.00	0.00
<b>TOTAL Expense</b>		<b>9,918.86</b>	<b>54,624.27</b>	<b>35.62 %</b>	<b>12,780.00</b>	<b>153,373.00</b>	<b>98,748.73</b>	<b>47,595.86</b>	<b>128,982.11</b>
<b>PROFIT / (LOSS) :</b>		<b>2,829.81</b>	<b>9,178.09</b>		<b>1.00</b>	<b>0.00</b>	<b>(9,178.09)</b>	<b>9,146.35</b>	<b>0.00</b>

# City of Gibbon

Account	Account Name	Fiscal Year 24 - 25			Budget			Fiscal Year 23 - 24	
		Current	Year To Date	%Used	Current	Total	Remaining	Year To Date	Total
<b>Revenue</b>									
STREET LIGHTS									
10-1001	PROPERTY TAX	0.00	0.00	0.00 %	0.00	0.00	0.00	0.00	0.00
10-1002	CONSUMERS 5%	0.00	0.00	0.00 %	0.00	0.00	0.00	0.00	0.00
10-1004	OTHER INCOME	0.00	0.00	0.00 %	0.00	0.00	0.00	25.00	50.00
10-1005	INTEREST	0.00	0.00	0.00 %	0.00	0.00	0.00	0.00	0.00
10-1006	NPPD	0.00	0.00	0.00 %	0.00	0.00	0.00	0.00	0.00
10-1007	TRANSFER	4,750.00	23,750.00	41.67 %	4,750.00	57,000.00	33,250.00	23,750.00	25,233.15
10-1010	STATE AID	0.00	0.00	0.00 %	0.00	0.00	0.00	0.00	0.00
<b>TOTAL Revenue</b>		<b>4,750.00</b>	<b>23,750.00</b>	<b>41.67 %</b>	<b>4,750.00</b>	<b>57,000.00</b>	<b>33,250.00</b>	<b>23,775.00</b>	<b>25,283.15</b>
<b>Expense</b>									
STREET LIGHTS									
10-2006	UTILITIES-ELECTRIC	2,387.80	11,561.31	28.90 %	3,333.00	40,000.00	28,438.69	10,376.63	25,283.15
10-2012	MISCELLANEOUS	0.00	0.00	0.00 %	167.00	2,000.00	2,000.00	0.00	0.00
10-2026	CAPITAL OUTLAY	0.00	0.00	0.00 %	1,250.00	15,000.00	15,000.00	0.00	0.00
<b>TOTAL Expense</b>		<b>2,387.80</b>	<b>11,561.31</b>	<b>20.28 %</b>	<b>4,750.00</b>	<b>57,000.00</b>	<b>45,438.69</b>	<b>10,376.63</b>	<b>25,283.15</b>
PROFIT / (LOSS) :		<b>2,362.20</b>	<b>12,188.69</b>		<b>0.00</b>	<b>0.00</b>	<b>(12,188.69)</b>	<b>13,398.37</b>	<b>0.00</b>



# City of Gibbon

Account	Account Name	Fiscal Year 24 - 25			Budget			Fiscal Year 23 - 24	
		Current	Year To Date	%Used	Current	Total	Remaining	Year To Date	Total
<b>Revenue</b>									
HEALTH CENTER									
11-1005	INTEREST	0.00	0.00	0.00 %	0.00	0.00	0.00	0.00	0.00
11-1006	NPPD	0.00	0.00	0.00 %	0.00	0.00	0.00	0.00	0.00
11-1007	TRANSFER	0.00	0.00	0.00 %	0.00	0.00	0.00	0.00	0.00
11-1009	RENT	0.00	0.00	0.00 %	0.00	0.00	0.00	0.00	0.00
<b>TOTAL Revenue</b>		<b>0.00</b>	<b>0.00</b>	<b>0.00 %</b>	<b>0.00</b>	<b>0.00</b>	<b>0.00</b>	<b>0.00</b>	<b>0.00</b>
<b>Expense</b>									
HEALTH CENTER									
11-2004	SUPPLIES	0.00	0.00	0.00 %	0.00	0.00	0.00	0.00	0.00
11-2005	REPAIR & MAINTENANCE	0.00	0.00	0.00 %	0.00	0.00	0.00	0.00	0.00
11-2007	UTILITIES-SOURCE GAS	0.00	0.00	0.00 %	0.00	0.00	0.00	0.00	0.00
11-2010	INSURANCE	0.00	0.00	0.00 %	0.00	0.00	0.00	0.00	0.00
11-2024	TRANSFER	0.00	0.00	0.00 %	0.00	0.00	0.00	0.00	0.00
11-2026	CAPITAL OUTLAY	0.00	0.00	0.00 %	0.00	0.00	0.00	0.00	0.00
11-2093	H CENTER TAXES	0.00	0.00	0.00 %	0.00	0.00	0.00	0.00	0.00
<b>TOTAL Expense</b>		<b>0.00</b>	<b>0.00</b>	<b>0.00 %</b>	<b>0.00</b>	<b>0.00</b>	<b>0.00</b>	<b>0.00</b>	<b>0.00</b>
PROFIT / (LOSS) :		<b>0.00</b>	<b>0.00</b>		<b>0.00</b>	<b>0.00</b>	<b>0.00</b>	<b>0.00</b>	<b>0.00</b>

# City of Gibbon

Account	Account Name	Fiscal Year 24 - 25			Budget			Fiscal Year 23 - 24	
		Current	Year To Date	%Used	Current	Total	Remaining	Year To Date	Total
<b>Revenue</b>									
<b>SEWER FUND</b>									
12-1001	PROPERTY TAX	0.00	0.00	0.00 %	0.00	0.00	0.00	0.00	0.00
12-1004	OTHER INCOME	25.00	1,964.08	0.00 %	0.00	0.00	(1,964.08)	1,716.00	1,716.00
12-1005	INTEREST	557.03	3,041.60	608.32 %	42.00	500.00	(2,541.60)	3,418.38	8,501.31
12-1006	NPPD	0.00	0.00	0.00 %	0.00	0.00	0.00	0.00	0.00
12-1007	TRANSFER	0.00	0.00	0.00 %	10,417.00	125,000.00	125,000.00	125,000.00	125,000.00
12-1032	COLLECTIONS	28,029.46	140,291.30	44.12 %	26,500.00	318,000.00	177,708.70	131,368.50	299,208.85
12-1052	LATE FEES & RECONNECT	390.00	1,725.00	69.00 %	208.00	2,500.00	775.00	1,702.50	4,290.00
12-1054	UTILITY DEPOSITS	0.00	0.00	0.00 %	0.00	0.00	0.00	0.00	0.00
<b>TOTAL Revenue</b>		<b>29,001.49</b>	<b>147,021.98</b>	<b>32.96 %</b>	<b>37,167.00</b>	<b>446,000.00</b>	<b>298,978.02</b>	<b>263,205.38</b>	<b>438,716.16</b>
<b>Expense</b>									
<b>SEWER FUND</b>									
12-2001	SALARIES	6,200.25	36,249.11	38.16 %	7,917.00	95,000.00	58,750.89	31,140.15	73,609.71
12-2002	EMPLOYEE INSURANCE	135.07	14,369.90	36.85 %	3,250.00	39,000.00	24,630.10	6,751.54	18,892.78
12-2003	EMPLOYEE IRS SIMPLE	0.00	0.00	0.00 %	0.00	0.00	0.00	0.00	0.00
12-2004	SUPPLIES	0.00	889.89	44.49 %	167.00	2,000.00	1,110.11	1,969.03	3,392.38
12-2005	REPAIR & MAINTENANCE	2,419.00	9,207.96	30.69 %	2,500.00	30,000.00	20,792.04	1,922.83	25,175.03
12-2006	UTILITIES-ELECTRIC	260.82	1,715.73	18.77 %	762.00	9,143.00	7,427.27	1,816.94	4,991.95
12-2007	UTILITIES-SOURCE GAS	0.00	513.36	59.90 %	71.00	857.00	343.64	551.21	1,021.18
12-2008	TELEPHONE	64.13	320.60	26.72 %	100.00	1,200.00	879.40	352.17	806.62
12-2009	PROFESSIONAL	0.00	3,115.63	0.00 %	0.00	0.00	(3,115.63)	91.00	15,876.63
12-2010	INSURANCE	0.00	1,707.50	19.63 %	725.00	8,700.00	6,992.50	0.00	6,803.55
12-2013	OFFICE SUPPLIES	0.00	0.00	0.00 %	8.00	100.00	100.00	540.47	540.47
12-2015	CHEMICAL & INSECT	0.00	0.00	0.00 %	33.00	400.00	400.00	0.00	0.00
12-2024	TRANSFER	0.00	0.00	0.00 %	4,167.00	50,000.00	50,000.00	175,000.00	175,000.00
12-2025	RE IMPROVEMENTS	0.00	0.00	0.00 %	0.00	0.00	0.00	0.00	0.00
12-2026	CAPITAL OUTLAY	538.10	72,714.33	72.71 %	8,333.00	100,000.00	27,285.67	3,250.00	4,573.71
12-2027	GAS & OIL	237.46	1,249.91	41.66 %	250.00	3,000.00	1,750.09	1,112.14	2,748.88
12-2046	CHEMICALS	0.00	0.00	0.00 %	125.00	1,500.00	1,500.00	0.00	0.00
12-2063	CLEAN SEWER/CULVERTS	0.00	0.00	0.00 %	2,917.00	35,000.00	35,000.00	0.00	19,896.00
12-2064	SEWER LINES	0.00	0.00	0.00 %	0.00	0.00	0.00	0.00	0.00
12-2065	CONSULTING	0.00	0.00	0.00 %	1,667.00	20,000.00	20,000.00	0.00	0.00
12-2066	CONTRACTOR COSTS	0.00	0.00	0.00 %	4,167.00	50,000.00	50,000.00	5,025.00	5,025.00
12-2067	B & 1940 PAYMENT	0.00	0.00	0.00 %	0.00	0.00	0.00	0.00	0.00
12-2095	CITY SHARE FICA	384.44	2,247.59	39.61 %	473.00	5,675.00	3,427.41	1,930.59	4,563.57
12-2096	CITY SHARE MEDICARE	89.88	525.53	39.66 %	110.00	1,325.00	799.47	451.59	1,067.48
12-2097	CITY SHARE RETIREMENT	119.87	581.06	20.60 %	235.00	2,820.00	2,238.94	694.30	1,618.52
12-2098	CITY SHARE ROTH	79.94	387.53	20.61 %	157.00	1,880.00	1,492.47	462.79	1,085.90
<b>TOTAL Expense</b>		<b>10,528.96</b>	<b>145,795.63</b>	<b>31.86 %</b>	<b>38,134.00</b>	<b>457,600.00</b>	<b>311,804.37</b>	<b>233,061.75</b>	<b>366,689.36</b>
<b>PROFIT / (LOSS) :</b>		<b>18,472.53</b>	<b>1,226.35</b>		<b>(967.00)</b>	<b>(11,600.00)</b>	<b>(12,826.35)</b>	<b>30,143.63</b>	<b>72,026.80</b>

# City of Gibbon

Account	Account Name	Fiscal Year 24 - 25			Budget			Fiscal Year 23 - 24	
		Current	Year To Date	%Used	Current	Total	Remaining	Year To Date	Total
<b>Revenue</b>									
GARBAGE FUND									
13-1004	OTHER INCOME	0.00	0.00	0.00 %	0.00	0.00	0.00	0.00	0.00
13-1005	INTEREST	0.00	0.00	0.00 %	0.00	0.00	0.00	0.00	0.00
13-1007	TRANSFER	229.78	1,148.90	41.67 %	230.00	2,757.31	1,608.41	2,563.05	8,355.42
13-1033	RECEIPTS	10,908.00	53,335.00	48.49 %	9,167.00	110,000.00	56,665.00	50,402.00	112,242.50
13-1034	FEDERAL/STATE GRANTS	0.00	0.00	0.00 %	0.00	0.00	0.00	0.00	0.00
13-1035	LANDFILL/GRASS	50.00	250.00	16.67 %	125.00	1,500.00	1,250.00	320.00	3,893.75
<b>TOTAL Revenue</b>		<b>11,187.78</b>	<b>54,733.90</b>	<b>47.90 %</b>	<b>9,522.00</b>	<b>114,257.31</b>	<b>59,523.41</b>	<b>53,285.05</b>	<b>124,491.67</b>
<b>Expense</b>									
GARBAGE FUND									
13-2010	INSURANCE	0.00	0.00	0.00 %	0.00	0.00	0.00	0.00	0.00
13-2068	GARBAGE SERVICE	10,056.50	50,427.83	41.33 %	10,167.00	122,000.00	71,572.17	47,839.20	115,087.40
13-2069	LANDFILL	90.00	4,264.61	53.31 %	667.00	8,000.00	3,735.39	2,494.12	9,404.27
13-2070	GRANT EXPENSE	0.00	0.00	0.00 %	0.00	0.00	0.00	0.00	0.00
<b>TOTAL Expense</b>		<b>10,146.50</b>	<b>54,692.44</b>	<b>42.07 %</b>	<b>10,834.00</b>	<b>130,000.00</b>	<b>75,307.56</b>	<b>50,333.32</b>	<b>124,491.67</b>
PROFIT / (LOSS) :		<b>1,041.28</b>	<b>41.46</b>		<b>(1,312.00)</b>	<b>(15,742.69)</b>	<b>(15,784.15)</b>	<b>2,951.73</b>	<b>0.00</b>

# City of Gibbon

Account	Account Name	Fiscal Year 24 - 25			Budget			Fiscal Year 23 - 24	
		Current	Year To Date	%Used	Current	Total	Remaining	Year To Date	Total
<b>Revenue</b>									
<b>WATER FUND</b>									
14-1001	PROPERTY TAX	0.00	0.00	0.00 %	0.00	0.00	0.00	0.00	0.00
14-1004	OTHER INCOME	0.00	0.00	0.00 %	167.00	2,000.00	2,000.00	0.00	333.65
14-1005	INTEREST	281.70	1,540.00	205.33 %	62.00	750.00	(790.00)	1,185.18	3,024.99
14-1006	NPPD	0.00	0.00	0.00 %	0.00	0.00	0.00	0.00	0.00
14-1007	TRANSFER	0.00	0.00	0.00 %	0.00	0.00	0.00	0.00	0.00
14-1013	LOCAL SALES TAX	0.00	0.00	0.00 %	0.00	0.00	0.00	0.00	0.00
14-1032	COLLECTIONS	30,281.67	156,915.54	38.73 %	33,765.00	405,177.00	248,261.46	147,436.00	351,034.71
14-1034	FEDERAL/STATE GRANTS	0.00	0.00	0.00 %	0.00	0.00	0.00	0.00	0.00
14-1037	WARRANTS/LOAN	0.00	0.00	0.00 %	0.00	0.00	0.00	0.00	0.00
14-1038	HOOKUPS/TAPPING	0.00	0.00	0.00 %	21.00	250.00	250.00	1,274.14	1,274.14
14-1052	LATE FEES & RECONNECT	330.00	1,760.00	39.11 %	375.00	4,500.00	2,740.00	1,717.50	4,445.00
14-1054	UTILITY DEPOSITS	0.00	0.00	0.00 %	0.00	0.00	0.00	0.00	0.00
<b>TOTAL Revenue</b>		<b>30,893.37</b>	<b>160,215.54</b>	<b>38.82 %</b>	<b>34,390.00</b>	<b>412,677.00</b>	<b>252,461.46</b>	<b>151,612.82</b>	<b>360,112.49</b>
<b>Expense</b>									
<b>WATER FUND</b>									
14-2001	SALARIES	9,592.97	54,771.23	40.87 %	11,167.00	134,000.00	79,228.77	41,590.65	92,937.76
14-2002	EMPLOYEE INSURANCE	245.19	21,830.88	37.00 %	4,917.00	59,000.00	37,169.12	11,676.90	28,251.94
14-2003	EMPLOYEE IRS SIMPLE	0.00	0.00	0.00 %	0.00	0.00	0.00	0.00	0.00
14-2004	SUPPLIES	6,982.98	11,317.93	32.34 %	2,917.00	35,000.00	23,682.07	4,428.53	28,806.61
14-2005	REPAIR & MAINTENANCE	3,009.01	10,090.76	20.18 %	4,167.00	50,000.00	39,909.24	23,725.14	66,523.05
14-2006	UTILITIES-ELECTRIC	934.27	9,075.00	28.36 %	2,667.00	32,000.00	22,925.00	9,283.54	26,875.32
14-2007	UTILITIES-SOURCE GAS	0.00	329.40	10.98 %	250.00	3,000.00	2,670.60	341.84	728.85
14-2008	TELEPHONE	80.17	400.80	40.08 %	83.00	1,000.00	599.20	573.23	1,139.96
14-2009	PROFESSIONAL	1,350.00	5,585.63	111.71 %	417.00	5,000.00	(585.63)	911.13	2,083.76
14-2010	INSURANCE	0.00	(75.11)	-0.31 %	2,042.00	24,500.00	24,575.11	0.00	20,483.54
14-2012	MISCELLANEOUS	494.44	1,801.17	180.12 %	83.00	1,000.00	(801.17)	1,507.46	2,256.28
14-2013	OFFICE SUPPLIES	0.00	191.53	38.31 %	42.00	500.00	308.47	400.60	443.44
14-2024	TRANSFER	0.00	0.00	0.00 %	2,583.00	31,000.00	31,000.00	32,000.00	32,000.00
14-2025	RE IMPROVEMENTS	0.00	0.00	0.00 %	0.00	0.00	0.00	0.00	0.00
14-2026	CAPITAL OUTLAY	538.04	6,563.88	8.20 %	6,667.00	80,000.00	73,436.12	10,821.90	11,483.75
14-2027	GAS & OIL	394.09	1,450.77	72.54 %	167.00	2,000.00	549.23	1,142.16	2,892.75
14-2065	CONSULTING	213.99	1,325.74	5.30 %	2,083.00	25,000.00	23,674.26	0.00	543.96
14-2071	EQUIPMENT	0.00	3,700.00	74.00 %	417.00	5,000.00	1,300.00	1,949.94	1,949.94
14-2072	TESTS & CHLORINE	48.00	1,587.60	26.46 %	500.00	6,000.00	4,412.40	1,295.25	4,318.25
14-2073	REFUND	0.00	0.00	0.00 %	0.00	0.00	0.00	0.00	0.00
14-2074	WATER LINES	0.00	0.00	0.00 %	1,250.00	15,000.00	15,000.00	0.00	0.00
14-2075	WELLS	0.00	1,400.00	14.00 %	833.00	10,000.00	8,600.00	0.00	0.00
14-2076	PEOPLE SERVICE	0.00	0.00	0.00 %	0.00	0.00	0.00	0.00	0.00
14-2079	REFUNDS	0.00	0.00	0.00 %	0.00	0.00	0.00	0.00	0.00
14-2095	CITY SHARE FICA	594.77	3,395.82	39.74 %	712.00	8,545.00	5,149.18	2,578.51	5,761.85
14-2096	CITY SHARE MEDICARE	139.08	794.19	40.62 %	163.00	1,955.00	1,160.81	603.11	1,347.67
14-2097	CITY SHARE RETIREMENT	189.38	969.43	26.05 %	310.00	3,722.00	2,752.57	912.71	1,975.07
14-2098	CITY SHARE ROTH	148.08	760.46	25.54 %	248.00	2,978.00	2,217.54	717.31	1,580.66
<b>TOTAL Expense</b>		<b>24,954.46</b>	<b>137,267.11</b>	<b>25.60 %</b>	<b>44,685.00</b>	<b>536,200.00</b>	<b>398,932.89</b>	<b>146,459.91</b>	<b>334,384.41</b>

# City of Gibbon

Account	Account Name	Fiscal Year 24 - 25			Budget			Fiscal Year 23 - 24	
		Current	Year To Date	%Used	Current	Total	Remaining	Year To Date	Total
PROFIT / (LOSS) :		5,938.91	22,948.43		(10,295.00)	(123,523.00)	(146,471.43)	5,152.91	25,728.08

# City of Gibbon

Account	Account Name	Fiscal Year 24 - 25			Budget			Fiscal Year 23 - 24	
		Current	Year To Date	%Used	Current	Total	Remaining	Year To Date	Total
<b>Revenue</b>									
<b>SPECIAL SEWER</b>									
15-1001	PROPERTY TAX	0.00	0.00	0.00 %	0.00	0.00	0.00	0.00	0.00
15-1004	OTHER INCOME	0.00	689,767.50	976.75 %	83.00	1,000.00	(688,767.50)	0.00	103,240.50
15-1005	INTEREST	1,894.30	9,347.20	467.36 %	167.00	2,000.00	(7,347.20)	5,341.37	14,012.88
15-1007	TRANSFER	0.00	0.00	0.00 %	0.00	0.00	0.00	0.00	0.00
15-1026	INT & PRIN INDUSTRIES	3,450.00	20,700.00	50.00 %	3,450.00	41,400.00	20,700.00	20,700.00	44,850.00
15-1028	REIMBURSEMENT	0.00	0.00	0.00 %	0.00	0.00	0.00	0.00	0.00
15-1032	COLLECTIONS	0.00	0.00	0.00 %	4,167.00	50,000.00	50,000.00	50,000.00	50,000.00
15-1034	FEDERAL/STATE GRANTS	0.00	0.00	0.00 %	103,125.00	1,237,500.00	1,237,500.00	0.00	0.00
15-1039	COLLECTIONS-AM FOODS	97,246.00	579,066.00	49.62 %	97,246.00	1,166,952.00	587,886.00	536,178.00	1,201,134.00
15-1040	COLLECTIONS--DARLING	18,218.81	143,106.27	52.54 %	22,700.00	272,400.00	129,293.73	156,864.29	336,312.81
<b>TOTAL Revenue</b>		<b>120,809.11</b>	<b>1,441,986.97</b>	<b>52.03 %</b>	<b>230,938.00</b>	<b>2,771,252.00</b>	<b>1,329,265.03</b>	<b>769,083.66</b>	<b>1,749,550.19</b>
<b>Expense</b>									
<b>SPECIAL SEWER</b>									
15-2001	SALARIES	11,867.73	62,116.18	39.82 %	13,000.00	156,000.00	93,883.82	44,594.09	113,798.73
15-2002	EMPLOYEE INSURANCE	214.81	22,840.63	38.07 %	5,000.00	60,000.00	37,159.37	8,803.89	27,925.67
15-2003	EMPLOYEE IRS SIMPLE	0.00	0.00	0.00 %	0.00	0.00	0.00	0.00	0.00
15-2004	SUPPLIES	1,196.34	9,262.53	30.88 %	2,500.00	30,000.00	20,737.47	9,528.32	25,759.57
15-2005	REPAIR & MAINTENANCE	2,168.83	210,377.46	105.19 %	16,667.00	200,000.00	(10,377.46)	65,868.56	221,246.60
15-2006	UTILITIES-ELECTRIC	17,480.64	104,123.48	27.22 %	31,875.00	382,500.00	278,376.52	104,663.65	236,714.48
15-2007	UTILITIES-SOURCE GAS	0.00	1,100.71	36.69 %	250.00	3,000.00	1,899.29	1,227.05	2,298.84
15-2008	TELEPHONE	298.98	1,517.43	21.68 %	583.00	7,000.00	5,482.57	1,467.19	3,765.94
15-2009	PROFESSIONAL	250.00	6,022.63	120.45 %	417.00	5,000.00	(1,022.63)	6,286.52	12,696.86
15-2010	INSURANCE	0.00	2,042.94	4.86 %	3,500.00	42,000.00	39,957.06	0.00	30,980.32
15-2012	MISCELLANEOUS	0.00	40,226.97	1011.35 %	167.00	2,000.00	(38,226.97)	5,540.49	6,565.53
15-2024	TRANSFER	0.00	0.00	0.00 %	15,950.00	191,400.00	191,400.00	216,000.00	216,000.00
15-2025	RE IMPROVEMENTS	0.00	0.00	0.00 %	0.00	0.00	0.00	0.00	0.00
15-2026	CAPITAL OUTLAY	22,412.90	274,975.65	14.26 %	160,673.00	1,928,080.00	1,653,104.35	11,375.00	152,180.46
15-2027	GAS & OIL	222.85	1,235.32	24.71 %	417.00	5,000.00	3,764.68	2,868.95	4,505.74
15-2065	CONSULTING	0.00	48,858.99	122.15 %	3,333.00	40,000.00	(8,858.99)	47,806.92	120,811.04
15-2076	PEOPLE SERVICE	0.00	0.00	0.00 %	0.00	0.00	0.00	0.00	0.00
15-2077	TESTS	5,902.50	28,675.00	38.23 %	6,250.00	75,000.00	46,325.00	20,845.00	58,650.67
15-2078	LAGOON CLEANING	0.00	0.00	0.00 %	1,667.00	20,000.00	20,000.00	0.00	14,139.62
15-2080	FUTURE CO RESER	0.00	0.00	0.00 %	0.00	0.00	0.00	0.00	0.00
15-2095	CITY SHARE FICA	735.76	3,851.07	37.21 %	862.00	10,350.00	6,498.93	2,765.21	7,056.32
15-2096	CITY SHARE MEDICARE	172.16	901.03	41.91 %	179.00	2,150.00	1,248.97	646.39	1,649.59
15-2097	CITY SHARE RETIREMENT	188.10	956.15	24.84 %	321.00	3,850.00	2,893.85	961.50	2,538.42
15-2098	CITY SHARE ROTH	125.38	637.29	16.55 %	321.00	3,850.00	3,212.71	641.19	1,704.65
<b>TOTAL Expense</b>		<b>63,236.98</b>	<b>819,721.46</b>	<b>25.88 %</b>	<b>263,932.00</b>	<b>3,167,180.00</b>	<b>2,347,458.54</b>	<b>551,889.92</b>	<b>1,260,989.05</b>
<b>PROFIT / (LOSS) :</b>		<b>57,572.13</b>	<b>622,265.51</b>		<b>(32,994.00)</b>	<b>(395,928.00)</b>	<b>(1,018,193.51)</b>	<b>217,193.74</b>	<b>488,561.14</b>

# City of Gibbon

Account	Account Name	Fiscal Year 24 - 25			Budget			Fiscal Year 23 - 24	
		Current	Year To Date	%Used	Current	Total	Remaining	Year To Date	Total
<b>Revenue</b>									
<b>BOND &amp; INTEREST</b>									
16-1001	PROPERTY TAX	3,587.36	22,765.39	0.00 %	0.00	0.00	(22,765.39)	25,510.28	200,788.33
16-1002	CONSUMERS 5%	0.00	0.00	0.00 %	0.00	0.00	0.00	0.00	14,381.53
16-1004	OTHER INCOME	0.00	0.00	0.00 %	0.00	0.00	0.00	0.00	0.00
16-1005	INTEREST	0.00	0.00	0.00 %	0.00	0.00	0.00	0.00	0.00
16-1007	TRANSFER	15,142.59	75,712.95	33.65 %	18,751.00	225,011.05	149,298.10	285,024.35	336,858.44
16-1012	MOTOR VEHICLE TAX	0.00	0.00	0.00 %	0.00	0.00	0.00	0.00	0.00
16-1014	PRO RATE	0.00	0.00	0.00 %	0.00	0.00	0.00	173.10	173.10
16-1016	STREET ASSESSMENT	0.00	0.00	0.00 %	3,333.00	40,000.00	40,000.00	28,501.65	33,774.56
16-1041	PAVING ASSESSMENT	0.00	0.00	0.00 %	0.00	0.00	0.00	0.00	0.00
16-1043	SEWER	0.00	0.00	0.00 %	0.00	0.00	0.00	0.00	0.00
16-1044	STREET PROJECT	0.00	0.00	0.00 %	0.00	0.00	0.00	0.00	0.00
16-1045	BOND PROCEEDS	0.00	0.00	0.00 %	0.00	0.00	0.00	0.00	0.00
16-1046	LOAN PAYMENTS CITY	0.00	0.00	0.00 %	0.00	0.00	0.00	0.00	0.00
16-1047	TRANSFER INDUSTRIES	0.00	0.00	0.00 %	3,450.00	41,400.00	41,400.00	0.00	0.00
16-1057	POOL BONDS	0.00	0.00	0.00 %	0.00	0.00	0.00	0.00	0.00
<b>TOTAL Revenue</b>		<b>18,729.95</b>	<b>98,478.34</b>	<b>32.14 %</b>	<b>25,534.00</b>	<b>306,411.05</b>	<b>207,932.71</b>	<b>339,209.38</b>	<b>585,975.96</b>
<b>Expense</b>									
<b>BOND &amp; INTEREST</b>									
16-2079	REFUNDS	0.00	0.00	0.00 %	5,833.00	70,000.00	70,000.00	0.00	0.00
16-2081	BOND INTEREST	60,915.00	257,820.00	50.31 %	42,708.00	512,496.25	254,676.25	187,912.50	441,191.67
16-2087	WATER PROJECT	0.00	0.00	0.00 %	0.00	0.00	0.00	0.00	0.00
16-2088	OTHER COSTS-AMERITUS	400.00	1,200.00	16.00 %	625.00	7,500.00	6,300.00	1,000.00	2,000.00
16-2089	FUTURE BONDS	0.00	0.00	0.00 %	0.00	0.00	0.00	0.00	0.00
16-2092	POOL PROJECT	0.00	0.00	0.00 %	0.00	0.00	0.00	0.00	0.00
16-2094	SRF LOAN	0.00	0.00	0.00 %	0.00	0.00	0.00	0.00	0.00
<b>TOTAL Expense</b>		<b>61,315.00</b>	<b>259,020.00</b>	<b>43.90 %</b>	<b>49,166.00</b>	<b>589,996.25</b>	<b>330,976.25</b>	<b>188,912.50</b>	<b>443,191.67</b>
PROFIT / (LOSS) :		<b>(42,585.05)</b>	<b>(160,541.66)</b>		<b>(23,632.00)</b>	<b>(283,585.20)</b>	<b>(123,043.54)</b>	<b>150,296.88</b>	<b>142,784.29</b>

# City of Gibbon

Account	Account Name	Fiscal Year 24 - 25			Budget			Fiscal Year 23 - 24	
		Current	Year To Date	%Used	Current	Total	Remaining	Year To Date	Total
<b>Revenue</b>									
RE IMPROVEMENT FUND									
17-1004	OTHER INCOME	0.00	0.00	0.00 %	0.00	0.00	0.00	0.00	104,036.00
17-1005	INTEREST	226.74	1,199.20	0.00 %	0.00	0.00	(1,199.20)	1,474.38	3,644.52
17-1007	TRANSFER	1,145.83	5,729.15	41.67 %	1,146.00	13,750.00	8,020.85	358,700.00	282,258.95
17-1010	STATE AID	0.00	0.00	0.00 %	0.00	0.00	0.00	0.00	0.00
17-1013	LOCAL SALES TAX	0.00	0.00	0.00 %	0.00	0.00	0.00	0.00	0.00
17-1034	FEDERAL/STATE GRANTS	0.00	75,000.00	0.00 %	0.00	0.00	(75,000.00)	0.00	0.00
17-1045	BOND PROCEEDS	0.00	0.00	0.00 %	0.00	0.00	0.00	492,150.00	492,150.00
17-1051	MUNICIPAL EQUAL FUND	0.00	0.00	0.00 %	0.00	0.00	0.00	0.00	0.00
<b>TOTAL Revenue</b>		<b>1,372.57</b>	<b>81,928.35</b>	<b>595.84 %</b>	<b>1,146.00</b>	<b>13,750.00</b>	<b>(68,178.35)</b>	<b>852,324.38</b>	<b>882,089.47</b>
<b>Expense</b>									
RE IMPROVEMENT FUND									
17-2009	PROFESSIONAL	0.00	0.00	0.00 %	0.00	0.00	0.00	336.68	336.68
17-2024	TRANSFER	0.00	0.00	0.00 %	0.00	0.00	0.00	136,691.25	136,691.25
17-2025	RE IMPROVEMENTS	6,782.00	6,782.00	3.02 %	18,731.00	224,770.00	217,988.00	100,137.85	381,591.26
17-2026	CAPITAL OUTLAY	9,908.25	16,328.25	40.82 %	3,333.00	40,000.00	23,671.75	144,229.90	522,307.46
17-2070	GRANT EXPENSE	0.00	0.00	0.00 %	0.00	0.00	0.00	0.00	0.00
<b>TOTAL Expense</b>		<b>16,690.25</b>	<b>23,110.25</b>	<b>8.73 %</b>	<b>22,064.00</b>	<b>264,770.00</b>	<b>241,659.75</b>	<b>381,395.68</b>	<b>1,040,926.65</b>
<b>PROFIT / (LOSS) :</b>		<b>(15,317.68)</b>	<b>58,818.10</b>		<b>(20,918.00)</b>	<b>(251,020.00)</b>	<b>(309,838.10)</b>	<b>470,928.70</b>	<b>(158,837.18)</b>



Account	Account Name	Fiscal Year 24 - 25			Budget			Fiscal Year 23 - 24	
		Current	Year To Date	%Used	Current	Total	Remaining	Year To Date	Total
<b>Revenue</b>									
Golf Course									
18-1001	PROPERTY TAX	0.00	0.00	0.00 %	0.00	0.00	0.00	0.00	0.00
18-1002	CONSUMERS 5%	0.00	0.00	0.00 %	0.00	0.00	0.00	0.00	0.00
18-1004	OTHER INCOME	450.24	1,716.08	3.81 %	3,750.00	45,000.00	43,283.92	1,159.24	48,737.26
18-1005	INTEREST	0.00	0.00	0.00 %	0.00	0.00	0.00	0.00	0.00
18-1006	NPPD	0.00	0.00	0.00 %	0.00	0.00	0.00	0.00	0.00
18-1007	TRANSFER	13,025.00	65,125.00	41.67 %	13,025.00	156,300.00	91,175.00	58,375.00	45,414.76
18-1008	DONATIONS	0.00	0.00	0.00 %	0.00	0.00	0.00	0.00	0.00
18-1009	RENT	0.00	0.00	0.00 %	0.00	0.00	0.00	0.00	0.00
18-1010	STATE AID	0.00	0.00	0.00 %	0.00	0.00	0.00	0.00	0.00
18-1013	LOCAL SALES TAX	0.00	0.00	0.00 %	0.00	0.00	0.00	0.00	0.00
18-1014	PRO RATE	0.00	0.00	0.00 %	0.00	0.00	0.00	0.00	0.00
18-1017	STREET ASSESSMENT PRICIPAL	0.00	2.37	0.00 %	0.00	0.00	(2.37)	0.00	1,168.34
18-1032	COLLECTIONS	0.00	0.00	0.00 %	0.00	0.00	0.00	0.00	0.00
18-1051	MUNICIPAL EQUAL FUND	0.00	0.00	0.00 %	0.00	0.00	0.00	0.00	0.00
18-1052	LATE FEES & RECONNECT	0.00	0.00	0.00 %	0.00	0.00	0.00	0.00	0.00
18-1058	Golf Liquor	0.00	695.50	1.66 %	3,500.00	42,000.00	41,304.50	421.80	50,584.56
18-1059	Golf Food	0.00	305.15	2.03 %	1,250.00	15,000.00	14,694.85	267.38	17,650.85
18-1060	Golf Green Fee	0.00	1,517.89	3.79 %	3,333.00	40,000.00	38,482.11	987.68	64,995.62
18-1061	Golf Cart Fee	250.00	1,054.75	2.64 %	3,333.00	40,000.00	38,945.25	340.30	43,236.41
<b>TOTAL Revenue</b>		<b>13,725.24</b>	<b>70,416.74</b>	<b>20.81 %</b>	<b>28,191.00</b>	<b>338,300.00</b>	<b>267,883.26</b>	<b>61,551.40</b>	<b>271,787.80</b>

<b>Expense</b>									
Golf Course									
18-2001	SALARIES	0.00	2,498.88	3.73 %	5,583.00	67,000.00	64,501.12	1,088.02	40,256.13
18-2002	EMPLOYEE INSURANCE	0.00	0.00	0.00 %	0.00	0.00	0.00	0.00	0.00
18-2003	EMPLOYEE IRS SIMPLE	0.00	0.00	0.00 %	0.00	0.00	0.00	0.00	0.00
18-2004	SUPPLIES	0.00	13,638.28	55.67 %	2,042.00	24,500.00	10,861.72	7,799.55	12,331.34
18-2005	REPAIR & MAINTENANCE	54.97	7,374.56	49.16 %	1,250.00	15,000.00	7,625.44	1,091.85	8,677.38
18-2006	UTILITIES-ELECTRIC	997.08	6,143.41	43.88 %	1,167.00	14,000.00	7,856.59	5,450.67	11,944.17
18-2007	UTILITIES-SOURCE GAS	0.00	0.00	0.00 %	83.00	1,000.00	1,000.00	0.00	0.00
18-2008	TELEPHONE	112.65	407.85	20.39 %	167.00	2,000.00	1,592.15	597.32	1,559.10
18-2009	PROFESSIONAL	125.00	46,076.23	46.08 %	8,333.00	100,000.00	53,923.77	23,318.29	92,327.29
18-2010	INSURANCE	0.00	785.45	6.55 %	1,000.00	12,000.00	11,214.55	296.00	8,827.45
18-2011	PRINTING & PUBLICATION	13.39	13.39	1.34 %	83.00	1,000.00	986.61	27.96	302.96
18-2012	MISCELLANEOUS	138.00	892.43	17.85 %	417.00	5,000.00	4,107.57	149.85	10,731.67
18-2013	OFFICE SUPPLIES	0.00	0.00	0.00 %	0.00	0.00	0.00	400.60	517.49
18-2015	CHEMICAL & INSECT	105.00	525.00	35.00 %	125.00	1,500.00	975.00	525.00	1,260.00
18-2016	MISC. SUPPLIES	119.09	440.39	0.00 %	0.00	0.00	(440.39)	328.09	1,085.98
18-2021	LABOR & MACHINE	0.00	0.00	0.00 %	0.00	0.00	0.00	0.00	0.00
18-2022	TRAVEL & CONF. MILE	0.00	0.00	0.00 %	0.00	0.00	0.00	0.00	111.56
18-2023	OFFICE EQUIPMENT	0.00	0.00	0.00 %	0.00	0.00	0.00	0.00	400.03
18-2024	TRANSFER	0.00	0.00	0.00 %	0.00	0.00	0.00	0.00	0.00
18-2025	RE IMPROVEMENTS	0.00	0.00	0.00 %	0.00	0.00	0.00	0.00	0.00
18-2026	CAPITAL OUTLAY	0.00	4,180.83	9.29 %	3,750.00	45,000.00	40,819.17	16,461.66	34,623.32
18-2027	GAS & OIL	0.00	1,064.09	17.73 %	500.00	6,000.00	4,935.91	723.34	5,442.21
18-2045	MERCHANDISE FOR RESALE	0.00	0.00	0.00 %	83.00	1,000.00	1,000.00	0.00	530.19
18-2083	Liquor Purchased	0.00	(2,896.84)	-11.59 %	2,083.00	25,000.00	27,896.84	407.10	21,700.65

# City of Gibbon

Account	Account Name	Fiscal Year 24 - 25			Budget			Fiscal Year 23 - 24	
		Current	Year To Date	%Used	Current	Total	Remaining	Year To Date	Total
<b>Expense (Continued)</b>									
Golf Course									
18-2084	FOOD PURCHASE	0.00	664.65	5.11 %	1,083.00	13,000.00	12,335.35	529.27	15,946.25
18-2095	CITY SHARE FICA	0.00	167.78	4.20 %	333.00	3,995.00	3,827.22	67.45	2,603.67
18-2096	CITY SHARE MEDICARE	0.00	39.24	3.01 %	109.00	1,305.00	1,265.76	15.78	608.96
18-2097	CITY SHARE RETIREMENT	0.00	0.00	0.00 %	0.00	0.00	0.00	0.00	0.00
18-2098	CITY SHARE ROTH	0.00	0.00	0.00 %	0.00	0.00	0.00	0.00	0.00
<b>TOTAL Expense</b>		<b>1,665.18</b>	<b>82,015.62</b>	<b>24.24 %</b>	<b>28,191.00</b>	<b>338,300.00</b>	<b>256,284.38</b>	<b>59,277.80</b>	<b>271,787.80</b>

<b>PROFIT / (LOSS) :</b>	<b>12,060.06</b>	<b>(11,598.88)</b>	<b>0.00</b>	<b>0.00</b>	<b>11,598.88</b>	<b>2,273.60</b>	<b>0.00</b>
--------------------------	------------------	--------------------	-------------	-------------	------------------	-----------------	-------------

<b>Revenue</b>									
TIF									
19-1001	PROPERTY TAX	0.00	0.00	0.00 %	0.00	0.00	0.00	22,427.36	53,068.38
19-1005	INTEREST	11.51	64.17	213.90 %	2.00	30.00	(34.17)	51.24	120.35
19-1071	TIF RECEIPTS	0.00	0.00	0.00 %	4,833.00	58,000.00	58,000.00	0.00	0.00
<b>TOTAL Revenue</b>		<b>11.51</b>	<b>64.17</b>	<b>0.11 %</b>	<b>4,835.00</b>	<b>58,030.00</b>	<b>57,965.83</b>	<b>22,478.60</b>	<b>53,188.73</b>

<b>Expense</b>									
TIF									
19-2012	MISCELLANEOUS	0.00	0.00	0.00 %	0.00	0.00	0.00	17,002.83	17,002.83
19-2026	CAPITAL OUTLAY	0.00	0.00	0.00 %	2,374.00	28,489.33	28,489.33	0.00	0.00
19-2039	TIF DEVELOPER PAYMENTS	0.00	0.00	0.00 %	4,158.00	49,900.00	49,900.00	4,402.40	34,583.66
19-2040	SPECIAL PROJECTS	0.00	0.00	0.00 %	0.00	0.00	0.00	0.00	0.00
<b>TOTAL Expense</b>		<b>0.00</b>	<b>0.00</b>	<b>0.00 %</b>	<b>6,532.00</b>	<b>78,389.33</b>	<b>78,389.33</b>	<b>21,405.23</b>	<b>51,586.49</b>

<b>PROFIT / (LOSS) :</b>	<b>11.51</b>	<b>64.17</b>	<b>(1,697.00)</b>	<b>(20,359.33)</b>	<b>(20,423.50)</b>	<b>1,073.37</b>	<b>1,602.24</b>
--------------------------	--------------	--------------	-------------------	--------------------	--------------------	-----------------	-----------------

# City of Gibbon

Account	Account Name	Fiscal Year 24 - 25			Budget			Fiscal Year 23 - 24	
		Current	Year To Date	%Used	Current	Total	Remaining	Year To Date	Total
<b>Revenue</b>									
KENO									
20-1005	INTEREST	87.43	456.82	304.55 %	12.00	150.00	(306.82)	404.78	1,026.27
20-1080	KENO RECEIPTS	0.00	17,798.92	59.33 %	2,500.00	30,000.00	12,201.08	10,746.38	37,552.11
<b>TOTAL Revenue</b>		<b>87.43</b>	<b>18,255.74</b>	<b>60.55 %</b>	<b>2,512.00</b>	<b>30,150.00</b>	<b>11,894.26</b>	<b>11,151.16</b>	<b>38,578.38</b>
<b>Expense</b>									
KENO									
20-2012	MISCELLANEOUS	0.00	6,057.38	40.38 %	1,250.00	15,000.00	8,942.62	5,711.50	15,807.12
20-2026	CAPITAL OUTLAY	0.00	7,000.00	6.37 %	9,162.00	109,938.28	102,938.28	17,550.00	19,214.00
<b>TOTAL Expense</b>		<b>0.00</b>	<b>13,057.38</b>	<b>10.45 %</b>	<b>10,412.00</b>	<b>124,938.28</b>	<b>111,880.90</b>	<b>23,261.50</b>	<b>35,021.12</b>
<b>PROFIT / (LOSS) :</b>		<b>87.43</b>	<b>5,198.36</b>		<b>(7,900.00)</b>	<b>(94,788.28)</b>	<b>(99,986.64)</b>	<b>(12,110.34)</b>	<b>3,557.26</b>
<b>Revenue</b>									
FIRE/CITY HALL CONST									
21-1004	OTHER INCOME	0.00	0.00	0.00 %	0.00	0.00	0.00	0.00	0.00
21-1005	INTEREST	0.00	0.00	0.00 %	0.00	0.00	0.00	1,768.40	4,077.89
21-1007	TRANSFER	0.00	0.00	0.00 %	0.00	0.00	0.00	136,691.25	271,465.61
21-1045	BOND PROCEEDS	0.00	0.00	0.00 %	0.00	0.00	0.00	0.00	0.00
<b>TOTAL Revenue</b>		<b>0.00</b>	<b>0.00</b>	<b>0.00 %</b>	<b>0.00</b>	<b>0.00</b>	<b>0.00</b>	<b>138,459.65</b>	<b>275,543.50</b>
<b>Expense</b>									
FIRE/CITY HALL CONST									
21-2012	MISCELLANEOUS	0.00	0.00	0.00 %	0.00	0.00	0.00	0.00	0.00
21-2024	TRANSFER	0.00	0.00	0.00 %	0.00	0.00	0.00	95,000.00	95,000.00
21-2026	CAPITAL OUTLAY	0.00	0.00	0.00 %	0.00	0.00	0.00	0.00	0.00
21-2065	CONSULTING	0.00	0.00	0.00 %	0.00	0.00	0.00	4,853.58	5,714.85
21-2066	CONTRACTOR COSTS	0.00	0.00	0.00 %	0.00	0.00	0.00	608,086.83	716,179.63
<b>TOTAL Expense</b>		<b>0.00</b>	<b>0.00</b>	<b>0.00 %</b>	<b>0.00</b>	<b>0.00</b>	<b>0.00</b>	<b>707,940.41</b>	<b>816,894.48</b>
<b>PROFIT / (LOSS) :</b>		<b>0.00</b>	<b>0.00</b>		<b>0.00</b>	<b>0.00</b>	<b>0.00</b>	<b>(569,480.76)</b>	<b>(541,350.98)</b>

# City of Gibbon

Account	Account Name	Fiscal Year 24 - 25			Budget			Fiscal Year 23 - 24	
		Current	Year To Date	%Used	Current	Total	Remaining	Year To Date	Total
<b>Revenue</b>									
AMERICAN RESCUE FUND									
22-1005	INTEREST	0.00	0.00	0.00 %	0.00	0.00	0.00	0.00	0.00
22-1034	FEDERAL/STATE GRANTS	0.00	0.00	0.00 %	0.00	0.00	0.00	0.00	0.00
<b>TOTAL Revenue</b>		<b>0.00</b>	<b>0.00</b>	<b>0.00 %</b>	<b>0.00</b>	<b>0.00</b>	<b>0.00</b>	<b>0.00</b>	<b>0.00</b>
<b>Expense</b>									
AMERICAN RESCUE FUND									
22-2009	PROFESSIONAL	0.00	0.00	0.00 %	0.00	0.00	0.00	0.00	6,447.54
22-2024	TRANSFER	0.00	0.00	0.00 %	0.00	0.00	0.00	222,033.35	222,033.35
22-2026	CAPITAL OUTLAY	0.00	0.00	0.00 %	11,068.00	132,818.19	132,818.19	0.00	8,612.47
<b>TOTAL Expense</b>		<b>0.00</b>	<b>0.00</b>	<b>0.00 %</b>	<b>11,068.00</b>	<b>132,818.19</b>	<b>132,818.19</b>	<b>222,033.35</b>	<b>237,093.36</b>
<b>PROFIT / (LOSS) :</b>		<b>0.00</b>	<b>0.00</b>		<b>(11,068.00)</b>	<b>(132,818.19)</b>	<b>(132,818.19)</b>	<b>(222,033.35)</b>	<b>(237,093.36)</b>
<b>Revenue</b>									
23-1001	PROPERTY TAX	0.00	0.00	0.00 %	0.00	0.00	0.00	0.00	0.00
23-1005	INTEREST	0.00	0.00	0.00 %	0.00	0.00	0.00	0.00	0.00
23-1071	TIF RECEIPTS	0.00	0.00	0.00 %	0.00	0.00	0.00	0.00	0.00
<b>TOTAL Revenue</b>		<b>0.00</b>	<b>0.00</b>	<b>0.00 %</b>	<b>0.00</b>	<b>0.00</b>	<b>0.00</b>	<b>0.00</b>	<b>0.00</b>
<b>Expense</b>									
23-2012	MISCELLANEOUS	0.00	0.00	0.00 %	0.00	0.00	0.00	0.00	0.00
23-2026	CAPITAL OUTLAY	0.00	0.00	0.00 %	0.00	0.00	0.00	0.00	0.00
<b>TOTAL Expense</b>		<b>0.00</b>	<b>0.00</b>	<b>0.00 %</b>	<b>0.00</b>	<b>0.00</b>	<b>0.00</b>	<b>0.00</b>	<b>0.00</b>
<b>PROFIT / (LOSS) :</b>		<b>0.00</b>	<b>0.00</b>		<b>0.00</b>	<b>0.00</b>	<b>0.00</b>	<b>0.00</b>	<b>0.00</b>

# City of Gibbon

Account	Account Name	Fiscal Year 24 - 25			Budget			Fiscal Year 23 - 24	
		Current	Year To Date	%Used	Current	Total	Remaining	Year To Date	Total

Date Range : 2/1/2025 To 2/28/2025  
Report is for 00-0000 through ZZ-ZZZZ.  
Only Active accounts are included.  
Report order = Fund  
Transaction Source Code = Include All

CITY OF GIBBON  
Detailed Sales Tax Receipts for Fiscal Year 24-25

Month & Year	Non Motor Vehicle Sales & Use Tax	Motor Vehicle Sales Tax	Total Sales & Use Tax	Consumer's Use Tax	Current Month's Refund	Administrative Fee 3%	Net Sales & Use Tax	1/2 % Sales Tax  Increase
Balance Forward							\$ -	\$ 582,235.23
Oct-24	\$ 47,265.23	\$ 5,823.18	\$ 53,088.41	\$ 5,741.13	\$ -	\$ (1,764.89)	\$ 57,064.65	\$ 18,450.90
Nov-24	\$ 34,104.28	\$ 5,538.58	\$ 39,642.86	\$ 13,380.10	\$ -	\$ (1,590.69)	\$ 51,432.27	\$ 16,629.77
Dec-24	\$ 34,624.93	\$ 6,001.78	\$ 40,626.71	\$ 6,044.47	\$ -	\$ (1,400.14)	\$ 45,271.04	\$ 14,637.64
Jan-25	\$ 32,845.44	\$ 11,512.45	\$ 44,357.89	\$ 6,382.39	\$ -	\$ (1,522.21)	\$ 49,218.07	\$ 15,913.84
Feb-25	\$ 31,031.37	\$ 7,121.84	\$ 38,153.21	\$ 5,059.21	\$ -	\$ (1,296.37)	\$ 41,916.05	\$ 13,552.86
Mar-25	\$ -						\$ -	\$ -
Apr-25	\$ -						\$ -	\$ -
May-25	\$ -						\$ -	\$ -
Jun-25	\$ -						\$ -	\$ -
Jul-25	\$ -						\$ -	\$ -
Aug-25	\$ -						\$ -	\$ -
Sep-25	\$ -						\$ -	\$ -
	\$ 179,871.25	\$ 35,997.83	\$ 215,869.08	\$ 36,607.30	\$ -	\$ (7,574.30)	\$ 244,902.08	\$ 79,185.01
							Grand Total	\$ 661,420.24



# Presentation of Proposal Veolia Municipal Water / City of Gibbon, NE

March 2025



# Veolia Team Meeting With You Today



**Kelly Irving**  
Vice President,  
Central Midwest Region



**Alan Pagano**  
Director of  
Business Development  
Central Region



# Benefits of Contract Operations

## Your Challenges

Local knowledge & vision but isolated

High-risk services beyond core focus

Capital investment funding shortages

Assets/resources often underutilized

Tendency to keep business-as-usual

Reactive effort to be compliant

Service levels often not improving

Cost-savings hard and often stifling



Local/Global



Risk



Capital Investment



Assets/Resources



Efficiencies



Compliance



Service Levels



Savings

## P3 Solutions

Local know-how + global expertise

Expert operator sole/deep focus

Partner savings-to-funding solutions

Optimize resource management

“Best-get-better” culture infusion

Predictive process control approach

Deliver the best of what’s new

Smarter savings + increase quality



P3  
Solutions  
Provider



# Veolia Across The U.S.

**Veolia** has operated water/wastewater systems in the U.S. since 1972. Veolia manages 3,809 drinking water plants and 3,222 wastewater plants, globally. With nearly 218,000 employees, Veolia is the oldest and largest water contract operator in the world.

## Veolia key differentiators:



**EXPERIENCE**  
to lead



**RESOURCES**  
to optimize

Largest shareholder is Veolia employees

**CULTURE**  
to care

**ENR's Top-200 U.S. Environmental Firms rank:**

**#1**



# You Get Unmatched Technical Support

Water  
quality  
experts

Capital  
program  
delivery  
experts

Performance  
optimization  
experts

Technical  
experts

Safety  
experts

Asset  
management  
experts

Process /  
treatment  
experts

Digital /  
Hubgrade  
experts



# T&P

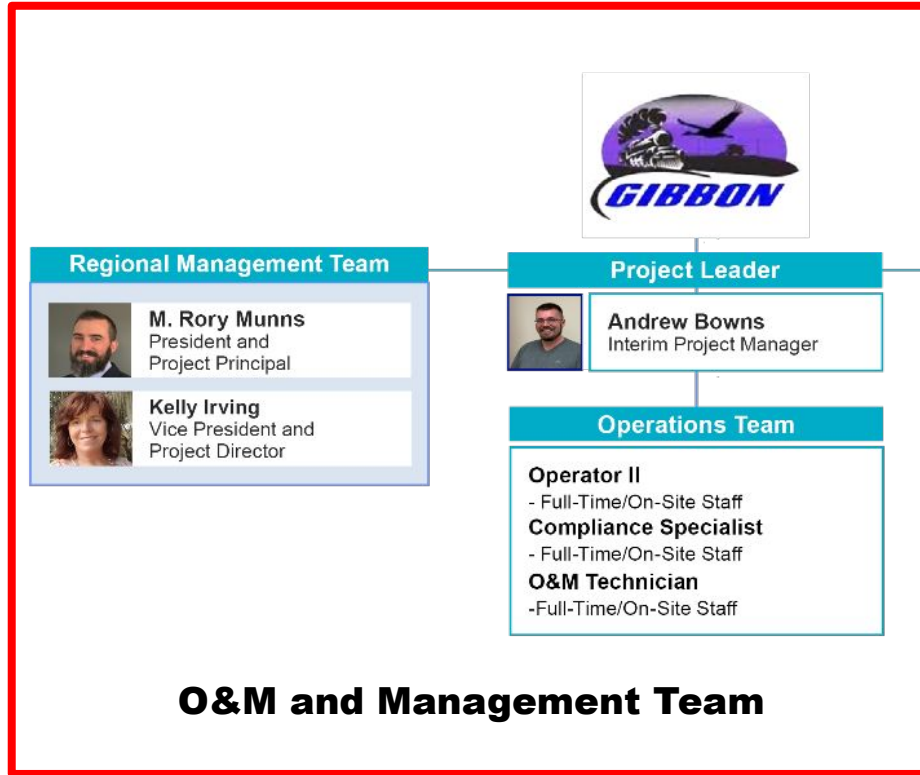
# 8

Subject  
matters

## TECHNICAL & PERFORMANCE

Veolia's Municipal Water Contract Operations "T&P" technical experts work behind the scenes to support your water/wastewater treatment operations.

# Staffing, Management & Support Team



## Regional & Corporate Support

### Local Support

Local certified professionals from KS, MN, IL, and IA

### T&P (Technical & Performance)

Leaders/subject matter experts in asset management, GIS, cyber-security remote monitoring and other areas

### CPM (Capital Program Management)

Engineering & Construction specialists  
CIP planning & implementation support

# Elements Of Proposed Contract

Operational Costs	Included in proposed price	Notes
Labor	Yes, Veolia's risk	Includes all labor related expenses; OT, Benefits, etc.
Lab Operations and subcontracting	Yes, Veolia's risk	Based on current testing schedule
Compliance	Yes, Veolia's risk	After 3rd SBR is up and running
Maintenance	Limit account	<i>\$2k per event, \$75k limit</i>
Sludge	No - stays with the City	Currently minimal cost to City
Utilities	No - City pays directly	Sales Tax Impact

***First year price \$861,486***

***3.50% Annual Escalation (Average)***

***5 Year Term***



# Maintenance

Veolia's approach to maintenance is an **opportunity to reduce costs** at the site. Veolia will work to establish our best practice Maintenance and Asset Management approach during the transition stage of the operations.

- **In-house maintenance** projects whenever possible
- **Shared resources** from the region
- Balance effective preventative, predictive and corrective maintenance activities covering all routine tasks and normal repair needs
- Maintenance and Asset management forecasts each year so the city can plan its future budgets
- Documented, data-driven maintenance with CMMS

# Action Plan to Address Compliance / ACO

- Addition of One Full Time **COMPLIANCE SPECIALIST** to focus on:
  - Process Control Implementation
  - Management of repairs and improvements to ensure timely completion
  - Manage ACO deliverables (reports, action items)
  - Implementation of Best Practices
  - Position can be repurposed or eliminated once the project reaches steady state and ACO actions are complete.
- **SBR Reactor Number 3** needs to be brought back into operation
- **Laboratory Updates** - lab apparatus needed to properly perform process testing to ensure compliance
- **Capital Planning** - Condition Assessment, Criticality Review, Long Term Capital needs modeling
- Veolia **Asset Management** tool (VAMS CMMS) for better repair and maintenance tracking and management

# 10 Reasons To Partner With Veolia For Your WASTEWATER OPERATIONS



**Water Expertise:**  
Global knowledge  
and best practices



**Risk Transfer:**  
Operational and  
Compliance Risks



**Cost Optimization:**  
Reduces O&M Costs



**Performance Guarantees:**  
Quality and  
Efficiencies



**Staff Development:**  
People-first Culture  
Local Recruitment  
Internship Programs



**Technology Integration:**  
Solutions and  
Innovations



**Regulatory Compliance:**  
Environmental &  
Safety Standards



**Asset Optimization:**  
Maintenance and  
Asset Life-Cycle  
Focus



**Sustainability:**  
Conservation and  
Environmental  
Best Practices



**Community Engagement:**  
Inform, Involve and  
Partner on Solutions



# Questions?

**Ordinance No. 684**

AN ORDINANCE OF THE CITY OF GIBBON, BUFFALO COUNTY, NEBRASKA, AMENDING SECTION 91.24 OF THE CITY CODE OF ORDINANCES TO CHANGE THE HEIGHT OF ANY WEEDS, GRASSES AND WORTHLESS VEGETATION.

BE IT ORDAINED BY THE MAYOR AND THE CITY COUNCIL OF THE CITY OF GIBBON, BUFFALO COUNTY, NEBRASKA:

**Section 1: Section 91.24 of the City Code of Ordinances shall be amended to read as follows:**

**§ 91.24 WEEDS; LITTER; STAGNANT WATER.**

(A) Lots or pieces of ground within the city or within its extraterritorial zoning jurisdiction shall be drained or filled so as to prevent stagnant water or any other nuisance accumulating thereon.

(B) The owner or occupant of any lot or piece of ground within the city or within its extraterritorial zoning jurisdiction shall keep the lot or piece of ground and the adjoining streets and alleys free of any growth of 8 inches or more in height of weeds, grasses, or worthless vegetation.

(C) The throwing, depositing, or accumulation of litter on any lot or piece of ground within the city or within its extraterritorial zoning jurisdiction is prohibited.

(D) It is hereby declared to be a nuisance to permit or maintain any growth of 8 inches or more in height of weeds, grasses, or worthless vegetation on any lot or piece of ground within the city or within its extraterritorial zoning jurisdiction or on the adjoining streets or alleys or to litter or cause litter to be deposited or remain thereon except in proper receptacles.

**Section 2: Repeal of Conflicting Ordinance.**

Any ordinance or parts of ordinances in conflict herewith are hereby repealed.

**Section 3: Effective Date.**

This ordinance shall become effective upon its passage and publication according to law.

**Section 4: Adoption**

Passed and adopted by the City Council of the City of Gibbon, State of Nebraska,  
on this \_\_\_\_\_ day of \_\_\_\_\_, 2025.

CITY OF GIBBON, NEBRASKA

\_\_\_\_\_  
Leon Stall, Mayor

ATTEST:

\_\_\_\_\_  
Pamela Rasmussen, CMC, City Clerk

## **Ordinance No. 685**

AN ORDINANCE OF THE CITY OF GIBBON, BUFFALO COUNTY, NEBRASKA,  
INCREASING MUNICIPAL WATER RATES.

BE IT ORDAINED BY THE MAYOR AND THE CITY COUNCIL OF THE CITY  
OF GIBBON, BUFFALO COUNTY, NEBRASKA:

**Sec. 1: Section 52.10 of the Gibbon City Code of Ordinances shall be amended to read as follows:**

**52.10 RATES.** For use of the municipal water system, each consumer shall pay a monthly charge in accordance with the following schedule:

(A) Consumer with one-inch water meter: \$34.50 per month plus \$2.05 for each 1,000 gallons of water, or a portion thereof.

(B) Consumer with second inch water meter at same premises: additional \$9.35 per month plus \$2.05 for each 1,000 gallons of water, or a portion thereof.

(C) Residential consumer with two-inch water meter: \$67.00 per month plus \$2.05 for each 1,000 gallons of water, or a portion thereof.

(D) Consumer with two-inch water meters: \$67.00 per month for the first meter plus \$2.05 for each additional 1,000 gallons of water, or a portion thereof, measured by that meter, plus \$27.00 per month for the second meter, plus \$2.05 for each 1,000 gallons of water, or portion thereof, measured by such second meter.

(E) Consumer with three-inch water meter: \$132.90 per month plus \$2.05 for each 1,000 gallons of water, or a portion thereof.

(F) Consumer with four-inch water meter: \$250.20 per month plus \$2.05 for each 1,000 gallons of water, or a portion thereof.

(G) Consumer with water meter greater than four-inch: \$5,530.00 per month plus \$2.05 for each 1,000 gallons of water, or a portion thereof.

### **Sec. 2: Repeal of Conflicting Ordinances.**

Any ordinance or parts of ordinances in conflict herewith are hereby repealed.

### **Sec. 3: Effective Date.**

This ordinance shall become effective upon its passage and publication according to law.

**Sec. 4: Adoption.**

Passed and adopted by the City Council of the City of Gibbon, State of Nebraska, on this \_\_\_\_\_ day of \_\_\_\_\_ 2025.

PASSED AND APPROVED THIS \_\_\_\_ DAY OF \_\_\_\_\_, 2025.

CITY OF GIBBON, NEBRASKA

\_\_\_\_\_  
Leon Stall, Mayor

ATTEST:

\_\_\_\_\_  
Pamela Rasmussen, CMC, Municipal Clerk

## **Ordinance No. 686**

AN ORDINANCE OF THE CITY OF GIBBON, BUFFALO COUNTY, NEBRASKA,  
INCREASING MUNICIPAL SEWER RATES.

BE IT ORDAINED BY THE MAYOR AND THE CITY COUNCIL OF THE CITY  
OF GIBBON, BUFFALO COUNTY, NEBRASKA:

**Sec. 1: Section 53.46 of the Gibbon City Code of Ordinances shall be amended to read as follows:**

**53.46 RATES.** For use of the municipal sewer system, each consumer shall pay a monthly charge in accordance with the following schedule:

- (A) Residential, except as otherwise provided herein: \$40.50 per month for each house, apartment, motel room or trailer house.
- (B) Commercial property and churches, except as otherwise provided herein: \$52.25 per month.
- (C) Gibbon Public Schools: \$321.05 per month.
- (D) Centennial Manor: \$243.41 per month.
- (E) Colony Acres (Gibbon Housing Authority, including all apartments): \$554.50 per month.
- (F) Gibbon Packing: rates presently existing as provided in separate ordinance.

**Sec. 2: Repeal of Conflicting Ordinances.**

Any ordinance or parts of ordinances in conflict herewith are hereby repealed.

**Sec. 3: Effective Date.**

This ordinance shall become effective upon its passage and publication according to law.

**Sec. 4: Adoption.**

Passed and adopted by the City Council of the City of Gibbon, State of Nebraska, on this \_\_\_\_ day of \_\_\_\_\_, 2025.

PASSED AND APPROVED THIS \_\_\_\_ DAY OF \_\_\_\_\_, 2025.

CITY OF GIBBON, NEBRASKA

\_\_\_\_\_  
Leon Stall, Mayor

ATTEST:

\_\_\_\_\_  
Pamela Rasmussen, CMC, Municipal Clerk

**MINUTE RECORD**  
**GIBBON CITY COUNCIL**  
Tuesday, February 18, 2025

The Gibbon City Council, Buffalo County, Nebraska, met in an open public session at 7:00 p.m. at City Hall on Tuesday, February 18, 2025. Notice of the meeting was posted on the City's website and at Gibbon City Hall, Gibbon Post Office, and Gibbon Exchange Bank.

Mayor Leon Stall called the meeting to order at 7:00 p.m. Mayor Stall Verified the Open Meetings Notice is posted on the south wall of the Council Chambers. The City of Gibbon abides by the Open Meetings Act when conducting business.

Roll Call: Derrick Clevenger: Present  
Armando Hernandez-Perez: Present  
Kevin Kraenow: Present  
Bob Krier: Present

Present: 4: Absent: 0

Submittal of Requests for Future Items: None

Reserve Time to Speak on Agenda Items: None

Presentations and Proclamations:

Buffalo County Sheriff's Department: Absent due to inclement weather.

Mayor Report—Leon Stall: Mayor Stall let the Council know about Matt's graduation from Leadership Nebraska on February 20, 2025. Mr. Stall plans to attend the ceremony. Matt has spent July through February touring our state and learning more about leadership. Leadership Nebraska tours have taken Matt throughout the state, where he has learned about different city leadership styles and economic opportunities utilized by key Nebraska cities. Connections with other leaders throughout the public and private sectors have developed an invaluable network of professional resources to leverage Gibbon's assets. Matt has begun implementing newly learned programs as Gibbon's City Administrator. Matt was appointed to the Natural Resource Commission, swearing in on February 20. Mayor Stall will attend the swearing-in ceremony at the State Capitol. Governor Pillen appointed Matt in January 2025 as the municipal water user representative for first-class and second-class cities. He must go before the Natural Resource Committee at the State Capitol to be confirmed. The Commission reviews projects throughout the state that may impact our water supply.

Mayor Stall discussed R-2 zoning issues and is working with the city attorney to provide the City Council with options to address the issues in R-2 zones and businesses in residential zones.

Mr. Stall and Matt Smallcomb had a Zoom meeting with SCEDD to determine the best route for Gibbon to take as we move forward with nuisance abatement. We will be working with the city attorney to set the procedures.

Mayor Stall informed the Council that Windmill State Park was selected as an official Nebraska Passport Stop. We will update our Gibbon brochures, which are given to Windmill Park and Rowe Sanctuary, to be handed out.

The Council will vote to approve the proposal with W Design Associates to do an ADA study of the City's infrastructure to evaluate ADA compliance and apply for state and federal grants.

City Administrator Report—Matthew Smallcomb: Mr. Smallcomb was absent due to attending Leadership Nebraska. Mr. Stall advised the Council to contact Matt with questions about the city operations report.

City Attorney Report—Barry Hemmerling: No report.



City Treasurer Report—Susan Tonniges: Absent due to inclement weather. Mr. Stall advised the Council to contact Susan with any questions about the treasurer's report.

Proclamation—FBLA Week Proclamation: The Mayor formalized the proclamation, which had previously been signed during a ceremony at the school.

WHEREAS, Future Business Leaders of America, Inc. (FBLA) is a nonprofit educational organization whose first chapter was established in Johnson City, Tennessee, in 1942; and  
WHEREAS, Iowa became FBLA's first state chapter in 1947; and  
WHEREAS, Gibbon FBLA officially chartered its FBLA local chapter in 1966; and  
WHEREAS, FBLA includes more than 250,000 members and advisers in 4,600 chapters nationwide in middle schools, high schools, colleges, universities, career and technical schools, and private business schools; and  
WHEREAS, FBLA is a professional business organization dedicated to bringing business and education together in a positive working relationship through innovative leadership and career development programs; and  
WHEREAS, FBLA members perform community service activities and strive to build a student's understanding of the realities of the modern business world; and  
WHEREAS, FBLA teaches middle school, high school, and college students' basic business and leadership principles; and assists them in the transition from school to work;  
NOW, THEREFORE, I, Leon Stall, Mayor of Gibbon do hereby proclaim February 10-14, 2025, as NATIONAL FBLA WEEK in the State of Nebraska, County of Buffalo, City of Gibbon and the School District of Gibbon High School.

Consent Agenda:

Derrick Clevenger made a motion to approve the Consent Agenda, seconded by Bob Krier.  
Derrick Clevenger: Yea; Bob Krier: Yea; Kevin Kraenow: Yea; Armando Hernandez: Yea  
Yea: 4; Nay: 0; Absent: 0. Motion carried.

The items approved on the Consent Agenda were as follows:

Minutes of January 21, 2025, Council Meeting  
Claims for the month of February  
Buffalo County Sheriff Department Report  
Treasurers Report  
GVFD Report  
Recreation Advisory Board Report  
Planning Commission Report  
Permit 2025-04 Babb—311 May Avenue—accessory Building  
Permit 2025-05 Gangwish—6990 Navaho Rd—accessory Building  
Permit 2025-06 Burmood—1003 2<sup>nd</sup> Street—Patio with cover  
Permit 2025-07 Lang—1007 2<sup>nd</sup> Street—Accessory Building  
Library Report  
Heritage Center Report  
Cemetery Board Report  
Board Reappointments  
    Steven Ackley—Planning Commission & Board of Adjustments  
    Brandon Jacques—Planning Commission  
    Kyle Swanson--Planning Commission

Resolutions and Motions:

Derrick Clevenger moved to approve the \$9,800.00 proposal for an ADA Study by W Design Associates, seconded by Bob Krier.  
Derrick Clevenger: Yea; Bob Krier: Yea Kevin Kraenow: Yea; Armando Hernandez: Yea  
Yea: 4; Nay: 0; Absent: 0. Motion carried.

Kevin Kraenow moved to approve Resolution No. 2025-01 Cemetery Fee Adjustments for Services Rendered, seconded by Derrick Clevenger.  
Resolution 2025-01

A RESOLUTION OF THE CITY OF GIBBON, BUFFALO COUNTY, NEBRASKA, TO APPROVE THE ADJUSTED FEES CHARGED BY THE GIBBON RIVERSIDE CEMETERY FOR SERVICES RENDERED.

NOW, THEREFORE, BE IT RESOLVED by the Mayor and City Council of Gibbon, Nebraska that the fees charged by the Gibbon Riverside Cemetery are as follows:

**Burial Spaces**

Graceland \$400 each

Faith Gardens \$400 each

Babcock \$400 each

Columbarium \$750 per niche (accommodates 2 small urns)

Transfer \$5

Perpetual Care \$150 (charged when burial)

**Burial Fees**

Full grave open/closing \$450

Baby \$200

Cremation \$200

Columbarium \$50

**\*Above burial fees double after 3:00 p.m. and on Saturday mornings.**

Additional winter burial fees (December 1 to April 1)

Full grave \$250

Cremation \$100

Disinterment Minimum \$2,500 plus circumstances/labor

Stone setting \$50

Kevin Kraenow: Yea; Derrick Clevenger: Yea; Armando Hernandez: Yea; Bob Krier: Yea  
Yea: 4; Nay: 0; Absent: 0. Motion carried.

Other Items:

The Council Work Session will be on Wednesday, March 12, 2025, at 5:30 p.m. at City Hall.

The next regular City Council meeting will be held on Monday, March 17, 2025, at 7:00 p.m.

Adjourn:

Bob Krier motioned to adjourn the meeting, seconded by Derrick Clevenger.

Kevin Kraenow: Yea; Bob Krier: Yea; Derrick Clevenger: Yea; Armando Hernandez: Yea

Yea: 4; Nay: 0; Absent: 0. Motion carried.

Mayor Stall adjourned the meeting at 7:22 p.m.

Pamela Rasmussen


Matthew Smallcomb

Leon Stall



City Clerk

City Administrator



Mayor

SEAL



**MINUTE RECORD**  
**GIBBON CITY COUNCIL**  
**WORK PLANNING SESSION**  
**Wednesday, March 12, 2025**

The Gibbon City Council, Buffalo County, Nebraska met in open public session at 5:30 p.m. at City Hall on Wednesday, March 12, 2025. Notice of the work planning session was given by posting at Gibbon City Hall, Gibbon Post Office and Gibbon Exchange Bank and published in Clipper on March 6, 2025, issue.

Mayor Leon Stall called the meeting to order at 5:31 p.m. The Open Meetings Notice is prominently displayed on the south wall of the Council Chambers. The City of Gibbon abides by the Open Meetings Act in conducting business.

Roll Call: Kevin Kraenow: Present  
          Bob Krier: Present  
          Derrick Clevenger: Present  
          Armando Hernandez-Perez: Present  
Present: 4; Absent: 0

**Presentations:**

Suzanne Brodine with Olsson facilitated the session along with Jennie Kozal and Jess Hurlbert. Participants were Mayor Leon Stall, the Council, City Administrator, Matthew Smallcomb, City Treasurer, Susan Tonniges and City Clerk, Pam Rasmussen. The purpose of the planning session was to allow the council and staff to discuss needs and goals for the City of Gibbon.

**Other Items:**

City Council Planning Work Session will be held on Wednesday, March 26, 2025, at 5:30 p.m. at City Hall.  
Next Regular City Council Meeting will be held on Monday, March 17, 2025, at 7:00 p.m.

**Adjourn:**


A motion was made by Bob Krier to adjourn the work session, seconded by Derrick Clevenger. Bob Krier: Yea; Derrick Clevenger: Yea; Armando Hernandez: Yea; Kevin Kraenow: Yea  
Yea: 4; Nay: 0. Motion carried.

Mayor Stall adjourned the work session at 7:38 p.m.

Pamela Rasmussen

Matthew Smallcomb

Leon Stall



City Clerk

City Administrator

Mayor



# Claims Register

3/14/2025 2:45:18 PM

City of Gibbon - 3/17/2025

Page 1 of 3

<u>Vendor Name</u>	<u>Description</u>	<u>Amount</u>
ALEAGENT CREIGHTON CLINIC	MISC MEDICAL-GENERAL MATT	\$254.00
AMAZON CAPITAL SERVICES	BOOKS/SUPPLIES-LIBRARY	\$514.04
AMAZON CAPITAL SERVICES	REPAIRS/SUPPLIES-WWTP/CEMETERY/OFFICE	\$15.56
AMAZON CAPITAL SERVICES	FOX BLDG RENO-WATER/SEWER	\$77.29
AMERICAN SPIRIT	BOOKS-LIBRARY	\$48.00
JEFF ASH	CELL PHONE REIMBURSEMENT-STREET	\$35.00
AT & T MOBILITY	CELL PHONE--ALL DEPT	\$494.67
ANTHONY AXTELL	CELL PHONE REIMBURSEMENT-PARK	\$35.00
Adam's Corner Market	SUPPLIES-STREET/CCCH	\$24.73
Adam's Corner Market	SUPPLIES-LIBRARY	\$16.07
Aqua-Aerobic Systems, Inc.	REPAIRS-SPSEWER	\$299.68
Arnold Motor Supply	REPAIRS-STREET	\$33.98
Arnold Motor Supply	SUPPLIES-STREET	\$248.39
Arnold Motor Supply	SUPPLIES-STREET	\$32.99
Arnold Motor Supply	SUPPLIES-STREET	\$39.99
Arnold Motor Supply	SUPPLIES-STREET	\$124.99
Arnold Motor Supply	REPAIRS-SPSEWER	\$41.99
Arnold Motor Supply	SUPPLIES-STREET	\$112.40
Aurora Cooperative	FUEL-STREET	\$111.39
Aurora Cooperative	FUEL-STREET	\$58.25
Aurora Cooperative	FUEL-STREET	\$163.11
Aurora Cooperative	FUEL-STREET/CEMETRY/PARK/WWTP	\$1,279.72
Aurora Cooperative	PROPANE-STREET	\$20.00
Aussie Hydraulics LLP	REPAIRS-STREET (DUMP TRUCK BLADE)	\$491.12
Automatic Systems Group, LLC	REPAIRS-SPSEWER	\$677.50
Automatic Systems Group, LLC	REPARIS-SPSEWER	\$2,658.18
Automatic Systems Group, LLC	REPAIRS-SPSEWER	\$992.92
Automatic Systems Group, LLC	REPAIRS-SPSEWER	\$1,217.50
BAYLOR EVNEN WOLFE & TANNEHILL, LLP	ATTORNEY FEE	\$1,861.50
BB'S PARTS & SERVICE	SUPPLIES-STREET	\$37.09
BOKF, NA	CERTIFICATES OF PARTICIPATION SERIES 2023	\$10,700.00
BOKF, NA	MUNICIPAL BUILDING BOND SERIES 2021	\$14,725.00
BOLTON & MENK, INC	WWTP POTW OPERATIONS-SPSEWER	\$236.00
Beerbohm Insurance	GVFD ACCIDENT/SICKNESS INSURANCE	\$4,887.00
Black Hills Energy	GAS SERVICE-STREET SHOP	\$766.03
Black Hills Energy	GAS SERVICE-CCCH	\$631.48
Black Hills Energy	GAS SERVICE-POOL	\$56.72
Black Hills Energy	GAS SERVICE-POLICE/FIRE	\$1,564.44
Black Hills Energy	GAS SERVICE-HERITAGE CENTER	\$888.35
Black Hills Energy	GAS SERVICE-WWTP	\$555.05
Black Hills Energy	GAS SERVICE-STREET/SEWER	\$571.54
Black Hills Energy	GAS SERVICE-ROSEN SHOP PARKS	\$496.76
Black Hills Energy	GAS SERVICE-WATER	\$55.51
Jason Blausey	CELL PHONE REIMBURSEMENT-PARK	\$35.00
Blue Cross Blue Shield Of Nebraska	DENTAL INSURANCE	\$1,206.49
Blue Cross Blue Shield Of Nebraska	MEDICAL INSURANCE	\$19,586.71
CNA Surety Direct Bill	BOND #61997350 -GOLF	\$296.00
COMMONWEALTH ELECTRIC COMPANY OF	REPAIRS-SPSEWER	\$14,958.60
CUSTOM PIPE & FABRICATION, INC.	REPAIRS-POOL	\$1,594.50
CUSTOM PIPE & FABRICATION, INC.	REPAIRS-POOL	\$1,659.50
CUSTOM PIPE & FABRICATION, INC.	REPAIRS-POOL	\$1,594.50
Chemsearch	SUPPLIES-SPSEWER	\$404.58
Chemsearch	SUPPLIES-SPSEWER	\$585.45
Clevenger Farm Products	SUPPLIES-STREET	\$69.36
Clevenger's Tires and Convenience	FUEL/REPAIRS-STREET/SPSEWER/PARK	\$292.32
Clipper Publishing	LEGAL PUBLICATIONS	\$428.77
Credit Management	Garnishmnt	\$198.88
Culligan of Kearney	RENTAL-GOLF	\$41.00
DANA F. COLE & COMPANY, LLP	PROFESSIONAL SERVICES AUDIT	\$4,540.00
DAS STATE ACCTG-CENTRAL FINANCE	NENETWORK-LIBRARY	\$119.26
DOUBLE J PLUMBING & CONTRACTING, LLC	REPAIRS-HERITAGE CENTER	\$767.18
Dawson Public Power District	ELECTRICITY-CEMETERY	\$85.56
Dawson Public Power District	ELECTRICITY-GOLF	\$999.09
Tabatha Durre	CELL PHONE REIMBURSEMENT-GENERAL	\$35.00
DUSTIN EUTSLER	REIMBURSEMENT MEAL PROHORT CONF.	\$11.72
Eakes Office Solutions	COPIER COPIES-OFFICE	\$250.17
Eakes Office Solutions	OFFICE SUPPLIES	\$61.58

# Claims Register

3/14/2025 2:45:18 PM

City of Gibbon - 3/17/2025

Page 2 of 3

<u>Vendor Name</u>	<u>Description</u>	<u>Amount</u>
FRANK KLEEB	REINBURSEMENT MEALS/MILEAGE ODEYS CONF.	\$317.82
GABRIELLE ONATE PHOTOGRAPHY	PHOTOGRAPHY HEADSHOTS	\$737.14
Gibbon Fire Department	MONTHLY ALLOWANCE	\$800.00
Guideposts	BOOKS-LIBRARY	\$44.82
HAMILTON (NCTC)	PHONE/INTERNET-GOLF	\$112.65
HAMILTON (NCTC)	PHONE/INTERNET-LIBRARY	\$114.85
HAMILTON (NCTC)	PHONE/INTERNET-WWTP	\$162.42
HAMILTON (NCTC)	PHONE/CIRCUIT-WWTP	\$80.87
HAMILTON (NCTC)	CIRUIT-WATER	\$16.04
HAMILTON (NCTC)	INTERNET-ROSEN PARK	\$65.28
HAMILTON (NCTC)	INTERNET-CEMETERY	\$74.95
HAMILTON (NCTC)	PHONE-POLICE	\$53.90
HAMILTON (NCTC)	PHONES/INTERNET/LINES-CCCH/SHOP	\$550.60
Hamilton Information Systems, Inc.	MANAGED SERVICES	\$1,250.00
HiTech Inc.	REPAIRS-STREET/PARK/WATER/SW/SPSW	\$10,837.00
Hometown Leasing	Copier Lease	\$170.44
Hometown Leasing	Copier Lease-LIBRARY	\$56.39
Ingram Library Services	BOOKS-LIBRARY	\$611.78
Stacey Jaeschke	CELL PHONE REIMBURSEMENT-GENERAL	\$35.00
LIPS PRINTING SERVICE	BROCHURE 2025	\$470.58
League Of NE Municipalities	MIDWINTER CONF. MATT,LEON,PAM	\$1,317.00
MASTERS TRUE VALUE	REPAIRS-SPSEWER	\$37.95
MOTOROLA SOLUTIONS, INC.	MOTOROLA RADIO COMMUNICATION EQUIPMENT-F	\$1,562.69
MUTUAL OF OMAHA	INSURANCE-VISION/LIFE/AD&D	\$354.46
Menards--Kearney	FOX RENO-WATER/SEWER	\$426.14
Menards--Kearney	FOX RENO-WATER/SEWER	\$169.34
Menards--Kearney	SUPPLIES/REPAIRS/FOX RENO-PARK/CEMETERY/S	\$246.11
Menards--Kearney	REPAIRS-STREET	\$57.22
Menards--Kearney	FOX RENO-WATER/SEWER	\$324.33
Menards--Kearney	FOX RENO-WATER/SEWER	\$159.02
Mid-Nebraska Disposal, Inc.	GARBAGE SERVICE	\$10,056.50
Mid-Nebraska Disposal, Inc.	GARBAGE ROLLOFF	\$90.00
Mutual of Omaha ACH	457(b) Retirement	\$1,134.34
Mutual of Omaha ACH	Roth 457(b) Retirement	\$1,094.33
NAPA AUTO PARTS	REPAIRS-STREET	\$231.85
NAPA AUTO PARTS	REPAIRS-STREET	\$337.49
NAPA AUTO PARTS	REPAIRS-STREET/PARK	\$893.31
NAPA AUTO PARTS	REPAIRS-STREET	(\$353.87)
NAPA AUTO PARTS	REPAIRS-STREET	(\$12.63)
NAPA AUTO PARTS	REPAIRS-STREET	\$61.41
NAPA AUTO PARTS	REPAIRS-STREET	\$39.40
NDEE	WASTE WATER EXAMS-REESE/OSCAR-SPSEWER	\$300.00
NDEE	SWIMMING POOL PERMIT 2025	\$40.00
NEBRASKA CHILD SUPPORT	CHILD SUPPORT	\$874.55
Nebraska Turfgrass Association	TURF CONF REGISTRATON/MEMBERSHIP-PARK/CE	\$900.00
NMC Exchange LLC	REPAIRS-STREET	\$138.05
NMC Exchange LLC	REPAIRS-STREET	(\$15.48)
NPPD	ELECTRICITY-PARK WELL	\$652.82
NPPD	ELECTRICITY-SOUTH LIFT STATION	\$172.19
NPPD	ELECTRICITY-HERSHEY LIFT STATION	\$156.63
NPPD	ELECTRICITY-HERITAGE CENTER	\$110.38
NPPD	ELECTRICITY-LIBRARY	\$377.89
NPPD	ELECTRICITY-WELL CENTER ST.	\$237.49
NPPD	ELECTRICITY	\$20,831.45
Nationwide	BOND 0000361158 GENERAL PUBLIC	\$100.00
Nebraska Dept Rev (ACH)	January Sales Tax	\$18,640.23
Nebraska Dept Rev (ACH)	Sales Tax February 2025	\$8,625.27
Nebraska Public Health Lab	TEST-WATER	\$48.00
Nebraska Public Health Lab	TESTS-GOLF	\$15.00
OSCAR CUELLAR	MILEAGE REIMBURSEMENT WWTESTS	\$252.00
Olsson	CONSULTING GAS BUILDING-WWTP	\$479.64
One Call Concepts, Inc.	NE 811	\$52.48
POWERMANAGER	SOFTWARE	\$39.08
Pep Co. Inc.	PEST CONTROL-CCCH	\$125.00
Pep Co. Inc.	PEST CONTROL-MEDICAL BUILDING	\$50.00
Pep Co. Inc.	PEST CONTROL-GOLF	\$105.00
Platte Valley Lab	ROUTINE TEST-SPSSEWER	\$4,880.00

# Claims Register

City of Gibbon - 3/17/2025

3/14/2025 2:45:18 PM

Page 3 of 3

<u>Vendor Name</u>	<u>Description</u>	<u>Amount</u>
QUADIENT FINANCE USA, INC.	POSTAGE	\$700.00
QUADIENT LEASING USA, INC	POSTAGE MACHINE LEASE	\$215.61
Pam Rasmussen	REIMBURSEMENT MILEAGE CONF	\$163.80
STEVEN ACKLEY	REIMBURSEMENT VANITY FOX RENO-WATER/SEWE	\$200.00
SUSAN J TONNIGES CPA PC	TREASURER SERVICE	\$1,796.00
Smallcomb, Matt	MILEAGE REIMBURSEMENT JANUARY	\$369.60
Smallcomb, Matt	MILEAGE REIMBURSEMENT FEB.	\$456.40
Social Security Administration	Federal	\$2,301.82
Social Security Administration	Medicare	\$961.10
Social Security Administration	SS	\$4,109.36
Social Security Administration	Medicare	\$5.32
Social Security Administration	SS	\$22.72
Social Security Administration	Federal	\$2,272.78
Social Security Administration	Medicare	\$955.30
Social Security Administration	SS	\$4,084.74
Stall, Leon	MILEAGE REIMBURSEMENT CONF.	\$163.80
THE HUNTINGTON NATIONAL BANK	GR 3360 TRIFLEX--GOLF	\$3,230.83
The Waldinger Corporation	REPAIRS-GOLF	\$592.00
VILLAGE UNIFORM	MAINTENANCE-CCCH	\$189.64
WARD LABORATORIES, INC	TESTS-WATER	\$220.00
ZANDER ENTERPRISE	LIGHT POLES-LEGION PARK	\$22,100.00
		\$236,059.56

The claims listed above were approved by the City Of Gibbon City Council on 3/17/2025

\_\_\_\_\_  
Council Member Bob Krier

\_\_\_\_\_  
Council Member Armando Hernandez-Perez

\_\_\_\_\_  
Council Member Derrick Clevenger

\_\_\_\_\_  
Council Member Kevin Kraenow

SEAL:

PAYROLL		
PAYROLL 2/19/25 THRU 3/17/25		
<u>VENDOR</u>	<u>FOR</u>	<u>AMOUNT</u>
Employee checks 2/27/25	Net	\$ 23,944.86
Employee Checks 3/13/25	Net	\$ 23,809.53
	<b>Total</b>	<b>\$ 47,754.39</b>

# Check Approval List - GL Account

3/14/2025 2:46:31 PM

City of Gibbon

Page 1 of 8

<u>Vendor Name</u>	<u>Invoice</u>	<u>Invoice Description</u>	<u>Account Description</u>	<u>Amount</u>
<b>GENERAL</b>				
ALEGENT CREIGHTON CLINIC	P3256532	MISC MEDICAL-GENERAL MATT	MISCELLANEOUS	254.00
AMAZON CAPITAL SERVICES	16GK-661	REPAIRS/SUPPLIES-WWTP/CEMETERY/	SUPPLIES	(46.03)
AMAZON CAPITAL SERVICES	16GK-661	REPAIRS/SUPPLIES-WWTP/CEMETERY/	OFFICE SUPPLIES	23.75
AT & T MOBILITY	28733458	CELL PHONE--ALL DEPT	TELEPHONE	147.96
Adam's Corner Market	18	SUPPLIES-STREET/CCCH	SUPPLIES	14.75
BAYLOR EVNEN WOLFE & TANNEHILL	198651	ATTORNEY FEE	PROFESSIONAL	1,861.50
Black Hills Energy	15114187	GAS SERVICE-CCCH	UTILITIES-SOURCE GA	631.48
Blue Cross Blue Shield Of Nebraska	4496959	DENTAL INSURANCE	EMPLOYEE INSURANC	87.46
Blue Cross Blue Shield Of Nebraska	4543833	MEDICAL INSURANCE	EMPLOYEE INSURANC	1,351.84
Clipper Publishing	5	LEGAL PUBLICATIONS	PRINTING & PUBLICAT	428.77
Credit Management		Garnishmnt	GARNISHMENT	9.47
DANA F. COLE & COMPANY, LLP	35026605	PROFESSIONAL SERVICES AUDIT	PROFESSIONAL	4,540.00
Tabatha Durre		CELL PHONE REIMBURSEMENT-GENER/	TELEPHONE	35.00
DUSTIN EUTSLER		REIMBURSEMENT MEAL PROHORT CON	TRAVEL & CONF. MILE	11.72
Eakes Office Solutions	626695	COPIER COPIES-OFFICE	COPIER PAYMENT	250.17
Eakes Office Solutions	9096395-(	OFFICE SUPPLIES	OFFICE SUPPLIES	61.58
FRANK KLEEB		REINBURSEMENT MEALS/MILEAGE ODE	TRAVEL & CONF. MILE	317.82
GABRIELLE ONATE PHOTOGRAPHY		PHOTOGRAPHY HEADSHOTS	PROFESSIONAL	737.14
HAMILTON (NCTC)	00057309	PHONES/INTERNET/LINES-CCCH/SHOP	TELEPHONE	483.41
Hamilton Information Systems, Inc.	158354	MANAGED SERVICES	PROFESSIONAL	625.00
Hometown Leasing	11	Copier Lease	COPIER PAYMENT	170.44
Stacey Jaeschke		CELL PHONE REIMBURSEMENT-GENER/	TELEPHONE	35.00
LIPS PRINTING SERVICE	104764	BROCHURE 2025	PRINTING & PUBLICAT	470.58
League Of NE Municipalities	194544	MIDWINTER CONF. MATT,LEON,PAM	DUES & CONV	1,317.00
MUTUAL OF OMAHA	00184921	INSURANCE-VISION/LIFE/AD&D	EMPLOYEE INSURANC	23.44
Mutual of Omaha ACH		457(b) Retirement	EMPLOYEE RETIREME	116.86
Mutual of Omaha ACH		Roth 457(b) Retirement	EMPLOYEE ROTH	77.90
NEBRASKA CHILD SUPPORT		CHILD SUPPORT	GARNISHMENT	72.18
NPPD	31101002	ELECTRICITY	UTILITIES-ELECTRIC	222.99
Nationwide		BOND 0000361158 GENERAL PUBLIC	INSURANCE	100.00
OSCAR CUELLAR		MILEAGE REIMBURSEMENT WWTESTS	TRAVEL & CONF. MILE	252.00
One Call Concepts, Inc.	5020139	NE 811	MISCELLANEOUS	52.48
POWERMANAGER	PMGMN0	SOFTWARE	PROFESSIONAL	39.08
Pep Co. Inc.	67164	PEST CONTROL-CCCH	CHEMICAL & INSECT	125.00
Pep Co. Inc.	67165	PEST CONTROL-MEDICAL BUILDING	CHEMICAL & INSECT	50.00
QUADIENT FINANCE USA, INC.	30239253	POSTAGE	OFFICE SUPPLIES	700.00
QUADIENT LEASING USA, INC	Q1741183	POSTAGE MACHINE LEASE	LABOR & MACHINE	215.61
Pam Rasmussen		REIMBURSEMENT MILEAGE CONF	TRAVEL & CONF. MILE	163.80
SUSAN J TONNIGES CPA PC	4173	TREASURER SERVICE	PROFESSIONAL	1,796.00
Smallcomb, Matt		MILEAGE REIMBURSEMENT JANUARY	TRAVEL & CONF. MILE	369.60
Smallcomb, Matt		MILEAGE REIMBURSEMENT FEB.	TRAVEL & CONF. MILE	456.40
Social Security Administration		Federal	EMPLOYEE SHARE FEI	25.33
Social Security Administration		Federal	EMPLOYEE SHARE FEI	164.44
Social Security Administration		Federal	EMPLOYEE SHARE FEI	8.15
Social Security Administration		Federal	EMPLOYEE SHARE FEI	26.74
Social Security Administration		Federal	EMPLOYEE SHARE FEI	167.07
Social Security Administration		Federal	EMPLOYEE SHARE FEI	8.86
Social Security Administration		SS	EMPLOYEE SHARE FIC	366.94
Social Security Administration		SS	EMPLOYEE SHARE FIC	372.06
Social Security Administration		Medicare	EMPLOYEE SHARE ME	85.80
Social Security Administration		Medicare	EMPLOYEE SHARE ME	87.00
Stall, Leon		MILEAGE REIMBURSEMENT CONF.	TRAVEL & CONF. MILE	163.80
VILLAGE UNIFORM	617356	MAINTENANCE-CCCH	REPAIR & MAINTENAN	189.64
			Total GENERAL	\$20,318.98

**STREET FUND**

# Check Approval List - GL Account

3/14/2025 2:46:31 PM

City of Gibbon

Page 2 of 8

<u>Vendor Name</u>	<u>Invoice</u>	<u>Invoice Description</u>	<u>Account Description</u>	<u>Amount</u>
<b>STREET FUND</b>				
JEFF ASH		CELL PHONE REIMBURSEMENT-STREET	TELEPHONE	35.00
AT & T MOBILITY	28733458	CELL PHONE--ALL DEPT	TELEPHONE	38.09
Adam's Corner Market	18	SUPPLIES-STREET/CCCH	SUPPLIES	9.98
Arnold Motor Supply	76NV1996	REPAIRS-STREET	REPAIR & MAINTENAN	33.98
Arnold Motor Supply	76NV2012	SUPPLIES-STREET	SUPPLIES	248.39
Arnold Motor Supply	76NV2012	SUPPLIES-STREET	SUPPLIES	32.99
Arnold Motor Supply	76NV2013	SUPPLIES-STREET	SUPPLIES	39.99
Arnold Motor Supply	76NV2013	SUPPLIES-STREET	SUPPLIES	124.99
Arnold Motor Supply	76NV2031	SUPPLIES-STREET	SUPPLIES	112.40
Aurora Cooperative	6657537	FUEL-STREET	GAS & OIL	111.39
Aurora Cooperative	6657538	FUEL-STREET	GAS & OIL	58.25
Aurora Cooperative	6667627	FUEL-STREET	GAS & OIL	163.11
Aurora Cooperative	667174	FUEL-STREET/CEMETRY/PARK/WWTP	GAS & OIL	637.72
Aurora Cooperative	6675326	PROPANE-STREET	SUPPLIES	20.00
Aussie Hydraulics LLP	31064	REPAIRS-STREET (DUMP TRUCK BLADE	REPAIR & MAINTENAN	491.12
BB'S PARTS & SERVICE	125833	SUPPLIES-STREET	SUPPLIES	37.09
Black Hills Energy	11657814	GAS SERVICE-STREET SHOP	UTILITIES-SOURCE GA	766.03
Black Hills Energy	66721670	GAS SERVICE-STREET/SEWER	UTILITIES-SOURCE GA	285.77
Blue Cross Blue Shield Of Nebraska	4496959	DENTAL INSURANCE	EMPLOYEE INSURANC	522.39
Blue Cross Blue Shield Of Nebraska	4543833	MEDICAL INSURANCE	EMPLOYEE INSURANC	8,397.93
Clevenger Farm Products	C019615	SUPPLIES-STREET	SUPPLIES	69.36
Clevenger's Tires and Convenience		FUEL/REPAIRS-STREET/SPSEWER/PAR	REPAIR & MAINTENAN	22.99
Clevenger's Tires and Convenience		FUEL/REPAIRS-STREET/SPSEWER/PAR	GAS & OIL	24.98
Credit Management		Garnishmnt	GARNISHMENT	170.47
HAMILTON (NCTC)	00057309	PHONES/INTERNET/LINES-CCCH/SHOP	TELEPHONE	67.19
HiTech Inc.	27171	REPAIRS-STREET/PARK/WATER/SW/SP	REPAIR & MAINTENAN	2,167.40
MUTUAL OF OMAHA	00184921	INSURANCE-VISION/LIFE/AD&D	EMPLOYEE INSURANC	123.16
Menards--Kearney	87299	REPAIRS-STREET	REPAIR & MAINTENAN	57.22
Mutual of Omaha ACH		457(b) Retirement	EMPLOYEE RETIREME	374.22
Mutual of Omaha ACH		Roth 457(b) Retirement	EMPLOYEE ROTH	547.28
NAPA AUTO PARTS	810668	REPAIRS-STREET	REPAIR & MAINTENAN	231.85
NAPA AUTO PARTS	810887	REPAIRS-STREET	REPAIR & MAINTENAN	337.49
NAPA AUTO PARTS	811311	REPAIRS-STREET/PARK	REPAIR & MAINTENAN	842.90
NAPA AUTO PARTS	811363	REPAIRS-STREET	REPAIR & MAINTENAN	(353.87)
NAPA AUTO PARTS	812836	REPAIRS-STREET	REPAIR & MAINTENAN	(12.63)
NAPA AUTO PARTS	812851	REPAIRS-STREET	REPAIR & MAINTENAN	61.41
NAPA AUTO PARTS	813089	REPAIRS-STREET	REPAIR & MAINTENAN	39.40
NEBRASKA CHILD SUPPORT		CHILD SUPPORT	GARNISHMENT	339.98
NMC Exchange LLC	CU114526	REPAIRS-STREET	REPAIR & MAINTENAN	138.05
NMC Exchange LLC	SCN1073	REPAIRS-STREET	REPAIR & MAINTENAN	(15.48)
NPPD	31101002	ELECTRICITY	UTILITIES-ELECTRIC	203.13
Social Security Administration		Federal	EMPLOYEE SHARE FE	216.11
Social Security Administration		Federal	EMPLOYEE SHARE FE	376.76
Social Security Administration		Federal	EMPLOYEE SHARE FE	81.46
Social Security Administration		Federal	EMPLOYEE SHARE FE	218.50
Social Security Administration		Federal	EMPLOYEE SHARE FE	359.79
Social Security Administration		Federal	EMPLOYEE SHARE FE	88.62
Social Security Administration		SS	EMPLOYEE SHARE FIC	1,181.68
Social Security Administration		SS	EMPLOYEE SHARE FIC	1,172.44
Social Security Administration		Medicare	EMPLOYEE SHARE ME	276.34
Social Security Administration		Medicare	EMPLOYEE SHARE ME	274.20
			Total STREET FUND	\$21,849.01
<b>SALES TAX FUND</b>				
Nebraska Dept Rev (ACH)		January Sales Tax	SALES TAX COLLECTE	18,640.23
Nebraska Dept Rev (ACH)		Sales Tax February 2025	SALES TAX COLLECTE	8,625.27
			Total SALES TAX FUND	\$27,265.50
<b>CEMETERY FUND</b>				



# Check Approval List - GL Account

3/14/2025 2:46:31 PM

City of Gibbon

Page 3 of 8

<u>Vendor Name</u>	<u>Invoice</u>	<u>Invoice Description</u>	<u>Account Description</u>	<u>Amount</u>
<b>CEMETERY FUND</b>				
AMAZON CAPITAL SERVICES	16GK-661	REPAIRS/SUPPLIES-WWTP/CEMETERY/	REPAIR & MAINTENAN	16.95
AT & T MOBILITY	28733458	CELL PHONE--ALL DEPT	TELEPHONE	38.09
Aurora Cooperative	667174	FUEL-STREET/CEMETRY/PARK/WWTP	GAS & OIL	101.26
Blue Cross Blue Shield Of Nebraska	4496959	DENTAL INSURANCE	EMPLOYEE INSURANC	91.80
Blue Cross Blue Shield Of Nebraska	4543833	MEDICAL INSURANCE	EMPLOYEE INSURANC	1,475.37
Dawson Public Power District	11663	ELECTRICITY-CEMETERY	UTILITIES-ELECTRIC	85.56
HAMILTON (NCTC)	00041981	INTERNET-CEMETERY	TELEPHONE	74.95
MUTUAL OF OMAHA	00184921	INSURANCE-VISION/LIFE/AD&D	EMPLOYEE INSURANC	23.98
Menards--Kearney	87067	SUPPLIES/REPAIRS/FOX RENO-PARK/CE	SUPPLIES	90.47
Mutual of Omaha ACH		457(b) Retirement	EMPLOYEE RETIREME	93.16
Mutual of Omaha ACH		Roth 457(b) Retirement	EMPLOYEE ROTH	62.10
Nebraska Turfgrass Association	9CB003B	TURF CONF REGISTRATON/MEMBERSHI	MISCELLANEOUS	300.00
Social Security Administration		Federal	EMPLOYEE SHARE FEI	95.00
Social Security Administration		Federal	EMPLOYEE SHARE FEI	101.64
Social Security Administration		SS	EMPLOYEE SHARE FIC	192.54
Social Security Administration		SS	EMPLOYEE SHARE FIC	199.98
Social Security Administration		Medicare	EMPLOYEE SHARE ME	45.04
Social Security Administration		Medicare	EMPLOYEE SHARE ME	46.78
			<b>Total CEMETERY FUND</b>	<b>\$3,134.67</b>
<b>POLICE FUND</b>				
Black Hills Energy	42573571	GAS SERVICE-POLICE/FIRE	UTILITIES-SOURCE GA	391.11
HAMILTON (NCTC)	00054493	PHONE-POLICE	TELEPHONE	53.90
NPPD	31101002	ELECTRICITY	UTILITIES-ELECTRIC	69.33
			<b>Total POLICE FUND</b>	<b>\$514.34</b>
<b>POOL FUND</b>				
Black Hills Energy	39446486	GAS SERVICE-POOL	UTILITIES-SOURCE GA	56.72
Blue Cross Blue Shield Of Nebraska	4496959	DENTAL INSURANCE	EMPLOYEE INSURANC	6.55
Blue Cross Blue Shield Of Nebraska	4543833	MEDICAL INSURANCE	EMPLOYEE INSURANC	105.38
CUSTOM PIPE & FABRICATION, INC.	0529372	REPAIRS-POOL	REPAIR & MAINTENAN	1,594.50
CUSTOM PIPE & FABRICATION, INC.	0529373	REPAIRS-POOL	REPAIR & MAINTENAN	1,659.50
CUSTOM PIPE & FABRICATION, INC.	0529374	REPAIRS-POOL	REPAIR & MAINTENAN	1,594.50
MUTUAL OF OMAHA	00184921	INSURANCE-VISION/LIFE/AD&D	EMPLOYEE INSURANC	1.71
Mutual of Omaha ACH		457(b) Retirement	EMPLOYEE RETIREME	5.98
Mutual of Omaha ACH		Roth 457(b) Retirement	EMPLOYEE ROTH	3.98
NDEE	49857	SWIMMING POOL PERMIT 2025	MISCELLANEOUS	40.00
NPPD	31101002	ELECTRICITY	UTILITIES-ELECTRIC	48.42
Social Security Administration		Federal	EMPLOYEE SHARE FEI	6.61
Social Security Administration		Federal	EMPLOYEE SHARE FEI	7.44
Social Security Administration		SS	EMPLOYEE SHARE FIC	12.36
Social Security Administration		SS	EMPLOYEE SHARE FIC	13.28
Social Security Administration		Medicare	EMPLOYEE SHARE ME	2.88
Social Security Administration		Medicare	EMPLOYEE SHARE ME	3.10
			<b>Total POOL FUND</b>	<b>\$5,162.91</b>
<b>PARK FUND</b>				

# Check Approval List - GL Account

3/14/2025 2:46:31 PM

City of Gibbon

Page 4 of 8

<u>Vendor Name</u>	<u>Invoice</u>	<u>Invoice Description</u>	<u>Account Description</u>	<u>Amount</u>
<b>PARK FUND</b>				
AT & T MOBILITY	28733458	CELL PHONE--ALL DEPT	TELEPHONE	38.09
ANTHONY AXTELL		CELL PHONE REIMBURSEMENT-PARK	TELEPHONE	35.00
Aurora Cooperative	667174	FUEL-STREET/CEMETRY/PARK/WWTP	GAS & OIL	178.74
Black Hills Energy	43707067	GAS SERVICE-HERITAGE CENTER	HERITAGE CENTER	888.35
Black Hills Energy	88978256	GAS SERVICE-ROSEN SHOP PARKS	UTILITIES-ELECTRIC	496.76
Jason Blausey		CELL PHONE REIMBURSEMENT-PARK	TELEPHONE	35.00
Blue Cross Blue Shield Of Nebraska	4496959	DENTAL INSURANCE	EMPLOYEE INSURANC	66.44
Blue Cross Blue Shield Of Nebraska	4543833	MEDICAL INSURANCE	EMPLOYEE INSURANC	1,059.27
Clevenger's Tires and Convenience		FUEL/REPAIRS-STREET/SPSEWER/PARK	GAS & OIL	124.36
DOUBLE J PLUMBING & CONTRACTING		REPAIRS-HERITAGE CENTER	HERITAGE CENTER	767.18
HAMILTON (NCTC)	00031999	INTERNET-ROSEN PARK	TELEPHONE	65.28
HiTech Inc.	27171	REPAIRS-STREET/PARK/WATER/SW/SP	REPAIR & MAINTENAN	2,167.40
MUTUAL OF OMAHA	00184921	INSURANCE-VISION/LIFE/AD&D	EMPLOYEE INSURANC	18.95
Menards--Kearney	87067	SUPPLIES/REPAIRS/FOX RENO-PARK/CE	REPAIR & MAINTENAN	31.62
Mutual of Omaha ACH		457(b) Retirement	EMPLOYEE RETIREME	53.92
Mutual of Omaha ACH		Roth 457(b) Retirement	EMPLOYEE ROTH	48.90
NAPA AUTO PARTS	811311	REPAIRS-STREET/PARK	REPAIR & MAINTENAN	50.41
NEBRASKA CHILD SUPPORT		CHILD SUPPORT	GARNISHMENT	112.96
Nebraska Turfgrass Association	9CB003B1	TURF CONF REGISTRATON/MEMBERSHI	MISCELLANEOUS	600.00
NPPD	21101004	ELECTRICITY-HERITAGE CENTER	HERITAGE CENTER	110.38
NPPD	31101002	ELECTRICITY	UTILITIES-ELECTRIC	646.71
Social Security Administration		Federal	EMPLOYEE SHARE FEI	53.12
Social Security Administration		Federal	EMPLOYEE SHARE FEI	13.22
Social Security Administration		Federal	EMPLOYEE SHARE FEI	40.72
Social Security Administration		Federal	EMPLOYEE SHARE FEI	52.72
Social Security Administration		Federal	EMPLOYEE SHARE FEI	14.88
Social Security Administration		Federal	EMPLOYEE SHARE FEI	44.31
Social Security Administration		SS	EMPLOYEE SHARE FIC	207.72
Social Security Administration		SS	EMPLOYEE SHARE FIC	6.14
Social Security Administration		SS	EMPLOYEE SHARE FIC	207.06
Social Security Administration		Medicare	EMPLOYEE SHARE ME	48.58
Social Security Administration		Medicare	EMPLOYEE SHARE ME	1.44
Social Security Administration		Medicare	EMPLOYEE SHARE ME	48.42
			Total PARK FUND	\$8,334.05
<b>FIRE FUND</b>				
Beerbohm Insurance	30518813	GVFD ACCIDENT/SICKNESS INSURANCE	INSURANCE	4,887.00
Black Hills Energy	42573571	GAS SERVICE-POLICE/FIRE	UTILITIES-SOURCE GA	1,173.33
Gibbon Fire Department		MONTHLY ALLOWANCE	ALLOWANCE	800.00
MOTOROLA SOLUTIONS, INC.	12240023	MOTOROLA RADIO COMMUNICATION EC	CAPITAL OUTLAY	1,562.69
NPPD	31101002	ELECTRICITY	UTILITIES-ELECTRIC	240.62
			Total FIRE FUND	\$8,663.64
<b>LIBRARY FUND</b>				
AMAZON CAPITAL SERVICES		BOOKS/SUPPLIES-LIBRARY	SUPPLIES	261.17
AMAZON CAPITAL SERVICES		BOOKS/SUPPLIES-LIBRARY	BOOKS	252.87
AMERICAN SPIRIT		BOOKS-LIBRARY	BOOKS	48.00
Adam's Corner Market	19	SUPPLIES-LIBRARY	SUPPLIES	16.07
DAS STATE ACCTG-CENTRAL FINANC	1470217	NENETWORK-LIBRARY	UTILITIES-ELECTRIC	119.26
Guideposts		BOOKS-LIBRARY	BOOKS	44.82
HAMILTON (NCTC)	00010461	PHONE/INTERNET-LIBRARY	UTILITIES-ELECTRIC	114.85
Hometown Leasing	9	Copier Lease-LIBRARY	UPKEEP	56.39
Ingram Library Services		BOOKS-LIBRARY	BOOKS	611.78
NPPD	21101008	ELECTRICITY-LIBRARY	UTILITIES-ELECTRIC	377.89
Social Security Administration		Federal	EMPLOYEE SHARE FEI	210.78
Social Security Administration		Federal	EMPLOYEE SHARE FEI	213.06
Social Security Administration		SS	EMPLOYEE SHARE FIC	426.42
Social Security Administration		SS	EMPLOYEE SHARE FIC	451.92
Social Security Administration		Medicare	EMPLOYEE SHARE ME	99.74
Social Security Administration		Medicare	EMPLOYEE SHARE ME	105.70
			Total LIBRARY FUND	\$3,410.72
<b>STREET LIGHTS</b>				
NPPD	31101002	ELECTRICITY	UTILITIES-ELECTRIC	2,333.78
			Total STREET LIGHTS	\$2,333.78
<b>SEWER FUND</b>				

# Check Approval List - GL Account

3/14/2025 2:46:31 PM

City of Gibbon

Page 5 of 8

<u>Vendor Name</u>	<u>Invoice</u>	<u>Invoice Description</u>	<u>Account Description</u>	<u>Amount</u>
<b>SEWER FUND</b>				
AMAZON CAPITAL SERVICES	1TLF-LW1	FOX BLDG RENO-WATER/SEWER	CAPITAL OUTLAY	38.64
AT & T MOBILITY	28733458	CELL PHONE--ALL DEPT	TELEPHONE	77.48
Aurora Cooperative	667174	FUEL-STREET/CEMETRY/PARK/WWTP	GAS & OIL	120.67
Black Hills Energy	66721670	GAS SERVICE-STREET/SEWER	UTILITIES-SOURCE GA	285.77
Blue Cross Blue Shield Of Nebraska	4496959	DENTAL INSURANCE	EMPLOYEE INSURANC	95.71
Blue Cross Blue Shield Of Nebraska	4543833	MEDICAL INSURANCE	EMPLOYEE INSURANC	1,607.98
HiTech Inc.	27171	REPAIRS-STREET/PARK/WATER/SW/SPS	REPAIR & MAINTENAN	2,167.40
MUTUAL OF OMAHA	00184921	INSURANCE-VISION/LIFE/AD&D	EMPLOYEE INSURANC	39.36
Menards--Kearney	86736	FOX RENO-WATER/SEWER	CAPITAL OUTLAY	213.07
Menards--Kearney	86995	FOX RENO-WATER/SEWER	CAPITAL OUTLAY	84.67
Menards--Kearney	87067	SUPPLIES/REPAIRS/FOX RENO-PARK/CE	CAPITAL OUTLAY	20.08
Menards--Kearney	87364	FOX RENO-WATER/SEWER	CAPITAL OUTLAY	162.16
Menards--Kearney	87555	FOX RENO-WATER/SEWER	CAPITAL OUTLAY	79.51
Mutual of Omaha ACH		457(b) Retirement	EMPLOYEE RETIREME	117.48
Mutual of Omaha ACH		Roth 457(b) Retirement	EMPLOYEE ROTH	78.34
NEBRASKA CHILD SUPPORT		CHILD SUPPORT	GARNISHMENT	56.05
NPPD	21101004	ELECTRICITY-SOUTH LIFT STATION	UTILITIES-ELECTRIC	172.19
NPPD	21101004	ELECTRICITY-HERSHEY LIFT STATION	UTILITIES-ELECTRIC	156.63
NPPD	31101002	ELECTRICITY	UTILITIES-ELECTRIC	114.10
STEVEN ACKLEY		REIMBURSEMENT VANITY FOX RENO-W	CAPITAL OUTLAY	100.00
Social Security Administration		Federal	EMPLOYEE SHARE FEI	67.20
Social Security Administration		Federal	EMPLOYEE SHARE FEI	138.77
Social Security Administration		Federal	EMPLOYEE SHARE FEI	54.86
Social Security Administration		Federal	EMPLOYEE SHARE FEI	137.14
Social Security Administration		SS	EMPLOYEE SHARE FIC	382.26
Social Security Administration		SS	EMPLOYEE SHARE FIC	356.46
Social Security Administration		Medicare	EMPLOYEE SHARE ME	89.38
Social Security Administration		Medicare	EMPLOYEE SHARE ME	83.36
			Total SEWER FUND	\$7,096.72
<b>GARBAGE FUND</b>				
Mid-Nebraska Disposal, Inc.	2910-110	GARBAGE SERVICE	GARBAGE SERVICE	10,056.50
Mid-Nebraska Disposal, Inc.	2916-165	GARBAGE ROLLOFF	LANDFILL	90.00
			Total GARBAGE FUND	\$10,146.50
<b>WATER FUND</b>				

# Check Approval List - GL Account

3/14/2025 2:46:31 PM

City of Gibbon

Page 6 of 8

<u>Vendor Name</u>	<u>Invoice</u>	<u>Invoice Description</u>	<u>Account Description</u>	<u>Amount</u>
<b>WATER FUND</b>				
AMAZON CAPITAL SERVICES	1TLF-LW1	FOX BLDG RENO-WATER/SEWER	CAPITAL OUTLAY	38.65
AT & T MOBILITY	28733458	CELL PHONE--ALL DEPT	TELEPHONE	77.48
AT & T MOBILITY	28733458	CELL PHONE--ALL DEPT	TELEPHONE	77.48
Aurora Cooperative	667174	FUEL-STREET/CEMETRY/PARK/WWTP	GAS & OIL	120.66
Black Hills Energy	97773154	GAS SERVICE-WATER	UTILITIES-SOURCE GA	55.51
Blue Cross Blue Shield Of Nebraska	4496959	DENTAL INSURANCE	EMPLOYEE INSURANC	183.58
Blue Cross Blue Shield Of Nebraska	4543833	MEDICAL INSURANCE	EMPLOYEE INSURANC	3,019.79
Credit Management		Garnishmnt	GARNISHMENT	18.94
HAMILTON (NCTC)	00023263	CIRUIT-WATER	TELEPHONE	16.04
Hamilton Information Systems, Inc.	158354	MANAGED SERVICES	PROFESSIONAL	250.00
HiTech Inc.	27171	REPAIRS-STREET/PARK/WATER/SW/SPS	REPAIR & MAINTENAN	2,167.40
MUTUAL OF OMAHA	00184921	INSURANCE-VISION/LIFE/AD&D	EMPLOYEE INSURANC	61.61
Menards--Kearney	86736	FOX RENO-WATER/SEWER	CAPITAL OUTLAY	213.07
Menards--Kearney	86995	FOX RENO-WATER/SEWER	CAPITAL OUTLAY	84.67
Menards--Kearney	87067	SUPPLIES/REPAIRS/FOX RENO-PARK/CE	CAPITAL OUTLAY	20.09
Menards--Kearney	87364	FOX RENO-WATER/SEWER	CAPITAL OUTLAY	162.17
Menards--Kearney	87555	FOX RENO-WATER/SEWER	CAPITAL OUTLAY	79.51
Mutual of Omaha ACH		457(b) Retirement	EMPLOYEE RETIREME	187.20
Mutual of Omaha ACH		Roth 457(b) Retirement	EMPLOYEE ROTH	152.15
NEBRASKA CHILD SUPPORT		CHILD SUPPORT	GARNISHMENT	188.36
NPPD	21101004	ELECTRICITY-PARK WELL	UTILITIES-ELECTRIC	652.82
NPPD	22101001	ELECTRICITY-WELL CENTER ST.	UTILITIES-ELECTRIC	237.49
NPPD	31101002	ELECTRICITY	UTILITIES-ELECTRIC	1,039.09
Nebraska Public Health Lab	587331	TEST-WATER	TESTS & CHLORINE	48.00
STEVEN ACKLEY		REIMBURSEMENT VANITY FOX RENO-W	CAPITAL OUTLAY	100.00
Social Security Administration		Federal	EMPLOYEE SHARE FEI	94.30
Social Security Administration		Federal	EMPLOYEE SHARE FEI	197.07
Social Security Administration		Federal	EMPLOYEE SHARE FEI	40.73
Social Security Administration		Federal	EMPLOYEE SHARE FEI	73.87
Social Security Administration		Federal	EMPLOYEE SHARE FEI	195.33
Social Security Administration		SS	EMPLOYEE SHARE FIC	44.31
Social Security Administration		SS	EMPLOYEE SHARE FIC	596.18
Social Security Administration		Medicare	EMPLOYEE SHARE ME	565.76
Social Security Administration		Medicare	EMPLOYEE SHARE ME	139.40
WARD LABORATORIES, INC	1441997	TESTS-WATER	EMPLOYEE SHARE ME	132.32
			TESTS & CHLORINE	220.00
			Total WATER FUND	<u>\$11,551.03</u>

**SPECIAL SEWER**

# Check Approval List - GL Account

3/14/2025 2:46:31 PM

City of Gibbon

Page 7 of 8

<u>Vendor Name</u>	<u>Invoice</u>	<u>Invoice Description</u>	<u>Account Description</u>	<u>Amount</u>
<b>SPECIAL SEWER</b>				
AMAZON CAPITAL SERVICES	16GK-661	REPAIRS/SUPPLIES-WWTP/CEMETERY/	REPAIR & MAINTENAN	20.89
Aqua-Aerobic Systems, Inc.	1046179	REPAIRS-SPSEWER	REPAIR & MAINTENAN	299.68
Arnold Motor Supply	76NV2022	REPAIRS-SPSEWER	REPAIR & MAINTENAN	41.99
Aurora Cooperative	667174	FUEL-STREET/CEMETRY/PARK/WWTP	GAS & OIL	120.67
Automatic Systems Group, LLC	042943	REPAIRS-SPSEWER	REPAIR & MAINTENAN	677.50
Automatic Systems Group, LLC	042944	REPARIS-SPSEWER	REPAIR & MAINTENAN	2,658.18
Automatic Systems Group, LLC	042947	REPAIRS-SPSEWER	REPAIR & MAINTENAN	992.92
Automatic Systems Group, LLC	042989	REPAIRS-SPSEWER	REPAIR & MAINTENAN	1,217.50
BOLTON & MENK, INC	0350569	WWTP POTW OPERATIONS-SPSEWER	PROFESSIONAL	236.00
Black Hills Energy	53225899	GAS SERVICE-WWTP	UTILITIES-SOURCE GA	555.05
Blue Cross Blue Shield Of Nebraska	4496959	DENTAL INSURANCE	EMPLOYEE INSURANC	152.56
Blue Cross Blue Shield Of Nebraska	4543833	MEDICAL INSURANCE	EMPLOYEE INSURANC	2,569.15
COMMONWEALTH ELECTRIC COMPAN	79308	REPAIRS-SPSEWER	REPAIR & MAINTENAN	14,958.60
Chemsearch	90317710	SUPPLIES-SPSEWER	SUPPLIES	404.58
Chemsearch	9051873	SUPPLIES-SPSEWER	SUPPLIES	585.45
Clevenger's Tires and Convenience		FUEL/REPAIRS-STREET/SPSEWER/PAR	REPAIR & MAINTENAN	119.99
HAMILTON (NCTC)	00011229	PHONE/INTERNET-WWTP	TELEPHONE	162.42
HAMILTON (NCTC)	00017629	PHONE/CIRCUIT-WWTP	TELEPHONE	80.87
Hamilton Information Systems, Inc.	158354	MANAGED SERVICES	PROFESSIONAL	250.00
HiTech Inc.	27171	REPAIRS-STREET/PARK/WATER/SW/SP	REPAIR & MAINTENAN	2,167.40
MASTERS TRUE VALUE	2502-0908	REPAIRS-SPSEWER	REPAIR & MAINTENAN	37.95
MUTUAL OF OMAHA	00184921	INSURANCE-VISION/LIFE/AD&D	EMPLOYEE INSURANC	62.25
Menards--Kearney	87067	SUPPLIES/REPAIRS/FOX RENO-PARK/CE	SUPPLIES	23.96
Menards--Kearney	87067	SUPPLIES/REPAIRS/FOX RENO-PARK/CE	REPAIR & MAINTENAN	59.89
Mutual of Omaha ACH		457(b) Retirement	EMPLOYEE RETIREME	185.52
Mutual of Omaha ACH		Roth 457(b) Retirement	EMPLOYEE ROTH	123.68
NDEE		WASTE WATER EXAMS-REESE/OSCAR-S	MISCELLANEOUS	300.00
NEBRASKA CHILD SUPPORT		CHILD SUPPORT	GARNISHMENT	105.02
NPPD	31101002	ELECTRICITY	UTILITIES-ELECTRIC	15,913.28
Olsson	528821	CONSULTING GAS BUILDING-WWTP	CONSULTING	479.64
Platte Valley Lab	34267	ROUTINE TEST-SPSSEWER	TESTS	4,880.00
Social Security Administration		Federal	EMPLOYEE SHARE FEI	216.14
Social Security Administration		Federal	EMPLOYEE SHARE FEI	255.91
Social Security Administration		Federal	EMPLOYEE SHARE FEI	208.60
Social Security Administration		Federal	EMPLOYEE SHARE FEI	255.04
Social Security Administration		SS	EMPLOYEE SHARE FIC	743.26
Social Security Administration		SS	EMPLOYEE SHARE FIC	16.58
Social Security Administration		SS	EMPLOYEE SHARE FIC	715.84
Social Security Administration		Medicare	EMPLOYEE SHARE ME	173.94
Social Security Administration		Medicare	EMPLOYEE SHARE ME	3.88
Social Security Administration		Medicare	EMPLOYEE SHARE ME	167.42
			<b>Total SPECIAL SEWER</b>	<b>\$53,199.20</b>
<b>BOND &amp; INTEREST</b>				
BOKF, NA		CGIBBON CERTIFICATES OF PARTICIPATION SERI	BOND INTEREST	10,450.00
BOKF, NA		CGIBBON CERTIFICATES OF PARTICIPATION SERI	OTHER COSTS-AMERI	250.00
BOKF, NA		GIBBONG MUNICIPAL BUILDING BOND SERIES 202	BOND INTEREST	14,525.00
BOKF, NA		GIBBONG MUNICIPAL BUILDING BOND SERIES 202	OTHER COSTS-AMERI	200.00
			<b>Total BOND &amp; INTEREST</b>	<b>\$25,425.00</b>
<b>Golf Course</b>				
CNA Surety Direct Bill	61997350	BOND #61997350 -GOLF	INSURANCE	296.00
Culligan of Kearney		RENTAL-GOLF	MISC. SUPPLIES	41.00
Dawson Public Power District	8276	ELECTRICITY-GOLF	UTILITIES-ELECTRIC	999.09
HAMILTON (NCTC)	00009181	PHONE/INTERNET-GOLF	TELEPHONE	112.65
Hamilton Information Systems, Inc.	158354	MANAGED SERVICES	PROFESSIONAL	125.00
Nebraska Public Health Lab	587803	TESTS-GOLF	REPAIR & MAINTENAN	15.00
Pep Co. Inc.	67167	PEST CONTROL-GOLF	CHEMICAL & INSECT	105.00
Social Security Administration		SS	EMPLOYEE SHARE FIC	29.94
Social Security Administration		Medicare	EMPLOYEE SHARE ME	7.00
THE HUNTINGTON NATIONAL BANK	1427269	GR 3360 TRIFLEX--GOLF	CAPITAL OUTLAY	3,230.83
The Waldinger Corporation	7455861-	REPAIRS-GOLF	REPAIR & MAINTENAN	592.00
			<b>Total Golf Course</b>	<b>\$5,553.51</b>
<b>KENO</b>				
ZANDER ENTERPRISE		LIGHT POLES-LEGION PARK	CAPITAL OUTLAY	22,100.00
			<b>Total KENO</b>	<b>\$22,100.00</b>

# Check Approval List - GL Account

3/14/2025 2:46:31 PM

City of Gibbon

Page 8 of 8

<u>Vendor Name</u>	<u>Invoice</u>	<u>Invoice Description</u>	<u>Account Description</u>	<u>Amount</u>
				\$236,059.56

Report Selection: Check Approval List - GL Account  
 Date Range Selection: GL Posting Date  
     Starting Date: 2/19/2025  
     Ending Date: 3/17/2025  
     Banks: All  
     Bank Acct#:  
 Include Printed Checks: **p**

PAYROLL		
PAYROLL 2/19/25 THRU 3/17/25		
<u>VENDOR</u>	<u>FOR</u>	<u>AMOUNT</u>
Employee checks 2/27/25	Net	\$ 23,944.86
Employee Checks 3/13/25	Net	\$ 23,809.53
<b>Total</b>		<b>\$ 47,754.39</b>



# Buffalo County Sheriff's Office

Neil A. Miller, Sheriff



## City of Gibbon Deputy Calls For Service February, 2025

<u>Call Time</u>	<u>Street</u>	<u>Nature of Call</u>
2/1/2025 2:33:08PM	506 LAWN AVE	FALL
2/1/2025 4:33:26PM	1103 RIVER ST	TROUBLE BREATHING
2/1/2025 5:24:04PM	212 2ND ST	CHECK WELFARE
2/1/2025 7:39:44PM	506 LAWN AVE	FALL
2/1/2025 9:27:59PM	401 MAY AVE	DISTURBANCE
2/1/2025 11:05:40PM	401 MAY AVE	DISTURBANCE
2/2/2025 6:11:24PM	1000 HWY 30	CHECK WELFARE
2/2/2025 7:47:23PM	269 HWY 30	TRAFFIC STOP
2/2/2025 9:11:40PM	800 HWY 30	MOTORIST ASSIST
2/3/2025 4:06:30AM	505 COURT ST	FALL
2/3/2025 7:35:17AM	1030 COURT ST	DIRECTED PATROL
2/3/2025 8:46:39AM	615 5TH ST	PARKING VIOLATION
2/3/2025 9:26:28AM	1030 COURT ST	TRAFFIC OFFENSE
2/3/2025 2:32:31PM	1029 7TH ST	DIRECTED PATROL
2/4/2025 4:21:05AM	HWY 30/PAWNEE RD	TRAFFIC STOP
2/4/2025 7:23:15AM	219 KELSEY AVE	DIRECTED PATROL
2/4/2025 7:31:46AM	1030 COURT ST	DIRECTED PATROL
2/4/2025 9:33:03AM	405 MAY AVE	PARKING VIOLATION
2/4/2025 3:31:34PM	718 PINE AVE	DIRECTED PATROL
2/4/2025 3:49:36PM	1219 7TH ST	ANIMAL
2/4/2025 5:44:05PM	619 5TH ST	ANIMAL
2/5/2025 7:03:21AM	300 KELSEY AVE	DIRECTED PATROL
2/5/2025 7:33:12AM	1030 COURT ST	DIRECTED PATROL
2/5/2025 8:23:43AM	1100 HWY 30	TRAFFIC STOP
2/5/2025 3:40:08PM	1219 7TH ST	FOLLOW UP
2/5/2025 11:58:52PM	1156 7TH ST	TRAFFIC STOP
2/6/2025 8:13:29AM	1115-21 7TH ST	FOLLOW UP
2/6/2025 8:45:34AM	1115-18 7TH ST	MOTORIST ASSIST
2/6/2025 9:55:14AM	1115-21 7TH ST	FOLLOW UP
2/6/2025 1:06:41PM	200 GARFIELD ST	CHECK WELFARE
2/7/2025 3:04:11PM	300 PINE AVE	CIVIL PAPER SERVICE
2/7/2025 3:08:51PM	219 LAWN AVE	CIVIL PAPER SERVICE
2/7/2025 3:15:51PM	508 LAWN AVE	CIVIL PAPER SERVICE
2/7/2025 3:21:40PM	907 COURT ST	CIVIL PAPER SERVICE
2/7/2025 3:53:15PM	115 CENTER ST	VEHICLE FIRE

3/3/2025  
8:11:18AM

Chief Deputy D. Schleusener

<u>Call Time</u>	<u>Street</u>	<u>Nature of Call</u>
2/7/2025 4:24:10PM	103 GLENN AVE	TERRORISTIC THREATS
2/7/2025 9:54:43PM	3RD ST/GARFIELD ST	TRAFFIC STOP
2/7/2025 10:12:04PM	2ND ST/GARFIELD ST	SUSPICIOUS ACTIVITY
2/7/2025 10:24:28PM	2ND ST/LABARRE ST	TRAFFIC STOP
2/7/2025 11:31:54PM	HWY 30/PAWNEE RD	TRAFFIC STOP
2/8/2025 3:25:12PM	1100 HWY 30	DIRECTED PATROL
2/8/2025 4:51:33PM	1100 HWY 30	DIRECTED PATROL
2/8/2025 7:49:45PM	914 HWY 30	TRAFFIC STOP
2/8/2025 7:58:43PM	958 HWY 30	TRAFFIC STOP
2/9/2025 12:03:36AM	904 HWY 30	SUSPICIOUS ACTIVITY
2/9/2025 2:07:35AM	1540 HWY 30	TRAFFIC STOP
2/9/2025 9:58:17PM	7TH ST/COURT ST	TRAFFIC STOP
2/10/2025 11:03:40AM	RIVER ST/CENTER ST	TRAFFIC STOP
2/10/2025 11:38:26AM	15 FILER ST	SUSPICIOUS ACTIVITY
2/11/2025 7:21:52AM	HWY 30/GIBBON RD	TRAFFIC OFFENSE
2/11/2025 7:45:59AM	1030 COURT ST	DIRECTED PATROL
2/11/2025 8:09:29AM	201 KELSEY AVE	PARKING VIOLATION
2/11/2025 8:46:52AM	201 NILES ST	PARKING VIOLATION
2/11/2025 11:39:42AM	30 LABARRE ST	MOTORIST ASSIST
2/11/2025 1:00:02PM	600 PINE AVE	ACCIDENT NON INJURY
2/11/2025 1:01:20PM	218 HWY 30	CHEST PAIN
2/11/2025 1:25:40PM	1601 7TH ST	FRACTURE/DISLOCATION
2/11/2025 3:06:11PM	1030 COURT ST	FOOT PATROL
2/13/2025 11:09:25AM	1100 COURT ST	DIRECTED PATROL
2/13/2025 3:25:25PM	1030 COURT ST	DIRECTED PATROL
2/13/2025 3:32:44PM	1115-7 7TH ST	ACCIDENT NON INJURY
2/14/2025 7:13:40AM	300 KELSEY AVE	DIRECTED PATROL
2/14/2025 8:59:43AM	507 PINE AVE	CODE VIOLATION
2/14/2025 9:05:32AM	101 MAY AVE	CODE VIOLATION
2/14/2025 9:09:15AM	205 MAY AVE	CODE VIOLATION
2/14/2025 9:12:45AM	211 MAY AVE	CODE VIOLATION
2/14/2025 9:31:06AM	904 DREW LN	CODE VIOLATION
2/14/2025 9:32:33AM	1000 DREW LN	CODE VIOLATION
2/14/2025 9:37:30AM	616 7TH ST	PARKING VIOLATION
2/14/2025 9:46:10AM	215 2ND ST	CODE VIOLATION
2/14/2025 9:50:36AM	301 2ND ST	CODE VIOLATION
2/14/2025 10:04:50AM	1115-21 7TH ST	FOLLOW UP
2/14/2025 11:33:03AM	214 2ND ST	CHEST PAIN
2/14/2025 11:05:35PM	1115 7TH ST	CHEST PAIN
2/15/2025 2:40:34AM	705 HWY 30	ACCIDENT NON INJURY
2/16/2025 4:53:36PM	15 FILER ST	CIVIL
2/17/2025 8:18:35AM	405 2ND ST	PROPERTY DAMAGE - NOI
2/17/2025 9:49:04AM	1030 COURT ST	DIRECTED PATROL

3/3/2025  
8:11:18AM

Chief Deputy D. Schleusener



<u>Call Time</u>	<u>Street</u>	<u>Nature of Call</u>
2/17/2025 10:09:18AM	807 LAWN AVE	CHECK WELFARE
2/17/2025 12:30:44PM	413-140 1ST ST	FALL
2/18/2025 6:10:29AM	413-140 1ST ST	FALL
2/18/2025 2:01:37PM	1203-16 7TH ST	CIVIL PAPER SERVICE
2/18/2025 3:58:02PM	201 KELSEY AVE	CHECK PREMISE
2/18/2025 9:56:09PM	HWY 30/BEATTY ST	TRAFFIC STOP
2/19/2025 8:59:35AM	15 FILER ST	FOLLOW UP
2/19/2025 9:35:02AM	218 HWY 30	CHEST PAIN
2/19/2025 10:11:11AM	1115-21 7TH ST	INTERVIEW
2/19/2025 4:45:12PM	768 1ST ST	TRAFFIC STOP
2/20/2025 7:35:22AM	201 PINE AVE	TROUBLE BREATHING
2/20/2025 11:41:37AM	1030 COURT ST	FOOT PATROL
2/20/2025 12:43:21PM	316 MAY AVE	CHECK WELFARE
2/20/2025 3:04:18PM	1030 COURT ST	DRUGS
2/20/2025 5:50:44PM	600 LAWN AVE	SEX OFFENDER REGISTR\
2/20/2025 10:41:36PM	413-101 1ST ST	CHEST PAIN
2/21/2025 8:06:14AM	201 KELSEY AVE	PARKING VIOLATION
2/21/2025 8:12:47AM	202 KELSEY AVE	CODE VIOLATION
2/21/2025 8:17:27AM	208 KELSEY AVE	PARKING VIOLATION
2/21/2025 8:21:28AM	305 KELSEY AVE	PARKING VIOLATION
2/21/2025 8:24:42AM	314 KELSEY AVE	CODE VIOLATION
2/21/2025 8:27:56AM	800 HERSHEY ST	CODE VIOLATION
2/21/2025 8:31:04AM	800 PARK RD	CODE VIOLATION
2/21/2025 8:39:16AM	114 MURNEN AVE	CODE VIOLATION
2/21/2025 9:33:38AM	301 LAWN AVE	CODE VIOLATION
2/21/2025 9:37:01AM	219 LAWN AVE	CODE VIOLATION
2/21/2025 9:40:05AM	201 LAWN AVE	CODE VIOLATION
2/21/2025 9:43:05AM	200 LAWN AVE	CODE VIOLATION
2/21/2025 9:46:48AM	619 MAY AVE	CODE VIOLATION
2/21/2025 9:50:58AM	211 MAY AVE	CODE VIOLATION
2/21/2025 9:53:52AM	205 MAY AVE	CODE VIOLATION
2/21/2025 9:57:05AM	1116 2ND ST	CODE VIOLATION
2/21/2025 10:01:33AM	105 MAY AVE	PARKING VIOLATION
2/21/2025 10:04:48AM	15 MAY AVE	CODE VIOLATION
2/21/2025 10:08:05AM	406 MAY AVE	CODE VIOLATION
2/21/2025 10:11:37AM	1115 7TH ST	CODE VIOLATION
2/21/2025 10:14:19AM	1107 7TH ST	CODE VIOLATION
2/21/2025 10:17:54AM	120 WEST AVE	CODE VIOLATION
2/21/2025 10:23:43AM	301 1ST ST	CODE VIOLATION
2/21/2025 10:26:05AM	131 FILER ST	CODE VIOLATION
2/21/2025 10:31:37AM	616 1ST ST	PARKING VIOLATION
2/21/2025 10:40:49AM	815 2ND ST	CODE VIOLATION
2/21/2025 10:42:33AM	802 2ND ST	CODE VIOLATION

3/3/2025  
8:11:18AM

Chief Deputy D. Schleusener

<u>Call Time</u>	<u>Street</u>	<u>Nature of Call</u>
2/21/2025 10:47:08AM	307 2ND ST	CODE VIOLATION
2/21/2025 10:49:44AM	205 2ND ST	CODE VIOLATION
2/21/2025 10:51:24AM	200 RICE ST	CODE VIOLATION
2/21/2025 10:57:22AM	214 2ND ST	CODE VIOLATION
2/21/2025 10:57:39AM	115 WILLIAMS ST	CODE VIOLATION
2/21/2025 11:02:18AM	602 2ND ST	CODE VIOLATION
2/21/2025 11:09:53AM	214 WILLIAMS ST	CODE VIOLATION
2/21/2025 11:12:47AM	201 WILLIAMS ST	PARKING VIOLATION
2/21/2025 11:20:06AM	520 7TH ST	MOTORIST ASSIST
2/21/2025 11:24:07AM	610 7TH ST	CODE VIOLATION
2/21/2025 11:48:06AM	912 WEST AVE	CODE VIOLATION
2/21/2025 11:50:30AM	914 WEST AVE	CODE VIOLATION
2/21/2025 11:52:50AM	916 WEST AVE	CODE VIOLATION
2/21/2025 12:01:28PM	1100 COURT ST	DIRECTED PATROL
2/21/2025 1:57:44PM	1100 HWY 30	DIRECTED PATROL
2/21/2025 3:35:07PM	406 MAY AVE	CIVIL PAPER SERVICE
2/21/2025 3:43:04PM	401 MAY AVE	CIVIL PAPER SERVICE
2/21/2025 8:07:41PM	33 LOWELL RD	UNRESPONSIVE
2/21/2025 9:36:40PM	HWY 30/GIBBON RD	TRAFFIC STOP
2/22/2025 9:05:21AM	406 MAY AVE	CIVIL PAPER SERVICE
2/22/2025 9:38:01AM	401 MAY AVE	CIVIL PAPER SERVICE
2/22/2025 9:39:00AM	1115-12 7TH ST	CIVIL PAPER SERVICE
2/22/2025 10:01:33AM	1115-10 7TH ST	CIVIL PAPER SERVICE
2/22/2025 10:40:07AM	1100 HWY 30	DIRECTED PATROL
2/22/2025 12:15:52PM	616 MAY AVE	ANIMAL
2/22/2025 6:54:45PM	1011 HWY 30	TRAFFIC STOP
2/23/2025 1:42:14AM	COURT ST/3RD ST	TRAFFIC STOP
2/23/2025 4:46:48AM	HWY 30/GIBBON RD	TRAFFIC STOP
2/24/2025 3:29:41PM	331 LABARRE ST	PROTECTIVE CUSTODY EF
2/24/2025 8:23:17PM	HWY 30/GIBBON RD	TRAFFIC STOP
2/25/2025 1:49:29PM	500 WEST AVE	CHECK WELFARE
2/25/2025 2:10:46PM	RIVER ST/BEATTY ST	ACCIDENT NON INJURY
2/25/2025 3:25:31PM	718 PINE AVE	DIRECTED PATROL
2/26/2025 7:32:45AM	1030 COURT ST	DIRECTED PATROL
2/26/2025 11:08:16AM	319 BEATTY ST	TRAFFIC STOP
2/26/2025 3:29:00PM	118 NILES ST	TRAFFIC STOP
2/27/2025 7:18:02AM	1031 COURT ST	DIRECTED PATROL
2/27/2025 9:40:57AM	1100 HWY 30	DIRECTED PATROL
2/27/2025 10:38:06AM	108 LABARRE ST	DIRECTED PATROL
2/27/2025 11:54:12AM	705 COURT ST	DIRECTED PATROL
2/27/2025 3:39:44PM	1030 COURT ST	DIRECTED PATROL
2/27/2025 10:35:02PM	HWY 30/GIBBON RD	TRAFFIC STOP
2/28/2025 7:33:36AM	1030 COURT ST	DIRECTED PATROL

3/3/2025  
8:11:18AM

Chief Deputy D. Schleusener

<u>Call Time</u>	<u>Street</u>	<u>Nature of Call</u>
2/28/2025 3:47:14PM	7TH ST/COURT ST	MOTORIST ASSIST
2/28/2025 4:28:42PM	401 MAY AVE	CIVIL PAPER SERVICE
2/28/2025 4:33:39PM	709 7TH ST	CIVIL PAPER SERVICE
2/28/2025 4:38:47PM	710 2ND ST	CIVIL PAPER SERVICE
2/28/2025 4:51:03PM	520 1ST ST	CIVIL PAPER SERVICE
2/28/2025 4:56:22PM	412 3RD ST	CIVIL PAPER SERVICE
2/28/2025 5:07:22PM	222 KELSEY AVE	CIVIL PAPER SERVICE
2/28/2025 10:29:09PM	904 HWY 30	JUVENILE
2/28/2025 11:29:35PM	904 HWY 30	TRAFFIC STOP



# Buffalo County Sheriff's Office

Neil A. Miller, Sheriff



## City of Gibbon CSO Calls For Service February, 2025

<u>Call Time</u>	<u>Street</u>	<u>Nature of Call</u>
2/3/2025 8:46:39AM	615 5TH ST	PARKING VIOLATION
2/4/2025 9:33:03AM	405 MAY AVE	PARKING VIOLATION
2/4/2025 3:31:34PM	718 PINE AVE	DIRECTED PATROL
2/4/2025 3:49:36PM	1219 7TH ST	ANIMAL
2/5/2025 3:40:08PM	1219 7TH ST	FOLLOW UP
2/7/2025 3:04:11PM	300 PINE AVE	CIVIL PAPER SERVICE
2/7/2025 3:08:51PM	219 LAWN AVE	CIVIL PAPER SERVICE
2/7/2025 3:15:51PM	508 LAWN AVE	CIVIL PAPER SERVICE
2/7/2025 3:21:40PM	907 COURT ST	CIVIL PAPER SERVICE
2/7/2025 3:53:15PM	115 CENTER ST	VEHICLE FIRE
2/11/2025 8:09:29AM	201 KELSEY AVE	PARKING VIOLATION
2/11/2025 8:46:52AM	201 NILES ST	PARKING VIOLATION
2/11/2025 11:39:42AM	30 LABARRE ST	MOTORIST ASSIST
2/11/2025 1:01:20PM	218 HWY 30	CHEST PAIN
2/11/2025 3:06:11PM	1030 COURT ST	FOOT PATROL
2/14/2025 8:59:43AM	507 PINE AVE	CODE VIOLATION
2/14/2025 9:05:32AM	101 MAY AVE	CODE VIOLATION
2/14/2025 9:09:15AM	205 MAY AVE	CODE VIOLATION
2/14/2025 9:12:45AM	211 MAY AVE	CODE VIOLATION
2/14/2025 9:31:06AM	904 DREW LN	CODE VIOLATION
2/14/2025 9:32:33AM	1000 DREW LN	CODE VIOLATION
2/14/2025 9:37:30AM	616 7TH ST	PARKING VIOLATION
2/14/2025 9:46:10AM	215 2ND ST	CODE VIOLATION
2/14/2025 9:50:36AM	301 2ND ST	CODE VIOLATION
2/20/2025 11:41:37AM	1030 COURT ST	FOOT PATROL
2/21/2025 8:06:14AM	201 KELSEY AVE	PARKING VIOLATION
2/21/2025 8:12:47AM	202 KELSEY AVE	CODE VIOLATION
2/21/2025 8:17:27AM	208 KELSEY AVE	PARKING VIOLATION
2/21/2025 8:21:28AM	305 KELSEY AVE	PARKING VIOLATION
2/21/2025 8:24:42AM	314 KELSEY AVE	CODE VIOLATION
2/21/2025 8:27:56AM	800 HERSHEY ST	CODE VIOLATION
2/21/2025 8:31:04AM	800 PARK RD	CODE VIOLATION
2/21/2025 8:39:16AM	114 MURNEN AVE	CODE VIOLATION
2/21/2025 9:33:38AM	301 LAWN AVE	CODE VIOLATION
2/21/2025 9:37:01AM	219 LAWN AVE	CODE VIOLATION

3/3/2025  
8:09:33AM


Chief Deputy D. Schleusener

<u>Call Time</u>	<u>Street</u>	<u>Nature of Call</u>
2/21/2025 9:40:05AM	201 LAWN AVE	CODE VIOLATION
2/21/2025 9:43:05AM	200 LAWN AVE	CODE VIOLATION
2/21/2025 9:46:48AM	619 MAY AVE	CODE VIOLATION
2/21/2025 9:50:58AM	211 MAY AVE	CODE VIOLATION
2/21/2025 9:53:52AM	205 MAY AVE	CODE VIOLATION
2/21/2025 9:57:05AM	1116 2ND ST	CODE VIOLATION
2/21/2025 10:01:33AM	105 MAY AVE	PARKING VIOLATION
2/21/2025 10:04:48AM	15 MAY AVE	CODE VIOLATION
2/21/2025 10:08:05AM	406 MAY AVE	CODE VIOLATION
2/21/2025 10:11:37AM	1115 7TH ST	CODE VIOLATION
2/21/2025 10:14:19AM	1107 7TH ST	CODE VIOLATION
2/21/2025 10:17:54AM	120 WEST AVE	CODE VIOLATION
2/21/2025 10:23:43AM	301 1ST ST	CODE VIOLATION
2/21/2025 10:26:05AM	131 FILER ST	CODE VIOLATION
2/21/2025 10:31:37AM	616 1ST ST	PARKING VIOLATION
2/21/2025 10:40:49AM	815 2ND ST	CODE VIOLATION
2/21/2025 10:42:33AM	802 2ND ST	CODE VIOLATION
2/21/2025 10:47:08AM	307 2ND ST	CODE VIOLATION
2/21/2025 10:49:44AM	205 2ND ST	CODE VIOLATION
2/21/2025 10:51:24AM	200 RICE ST	CODE VIOLATION
2/21/2025 10:57:22AM	214 2ND ST	CODE VIOLATION
2/21/2025 10:57:39AM	115 WILLIAMS ST	CODE VIOLATION
2/21/2025 11:02:18AM	602 2ND ST	CODE VIOLATION
2/21/2025 11:09:53AM	214 WILLIAMS ST	CODE VIOLATION
2/21/2025 11:12:47AM	201 WILLIAMS ST	PARKING VIOLATION
2/21/2025 11:20:06AM	520 7TH ST	MOTORIST ASSIST
2/21/2025 11:24:07AM	610 7TH ST	CODE VIOLATION
2/21/2025 11:48:06AM	912 WEST AVE	CODE VIOLATION
2/21/2025 11:50:30AM	914 WEST AVE	CODE VIOLATION
2/21/2025 11:52:50AM	916 WEST AVE	CODE VIOLATION
2/21/2025 3:35:07PM	406 MAY AVE	CIVIL PAPER SERVICE
2/21/2025 3:43:04PM	401 MAY AVE	CIVIL PAPER SERVICE
2/22/2025 9:05:21AM	406 MAY AVE	CIVIL PAPER SERVICE
2/22/2025 9:38:01AM	401 MAY AVE	CIVIL PAPER SERVICE
2/22/2025 9:39:00AM	1115-12 7TH ST	CIVIL PAPER SERVICE
2/22/2025 10:01:33AM	1115-10 7TH ST	CIVIL PAPER SERVICE
2/25/2025 3:25:31PM	718 PINE AVE	DIRECTED PATROL
2/27/2025 7:18:02AM	1031 COURT ST	DIRECTED PATROL
2/28/2025 3:47:14PM	7TH ST/COURT ST	MOTORIST ASSIST
2/28/2025 4:28:42PM	401 MAY AVE	CIVIL PAPER SERVICE
2/28/2025 4:33:39PM	709 7TH ST	CIVIL PAPER SERVICE
2/28/2025 4:38:47PM	710 2ND ST	CIVIL PAPER SERVICE
2/28/2025 4:51:03PM	520 1ST ST	CIVIL PAPER SERVICE

3/3/2025  
8:09:33AM

Chief Deputy D. Schleusener

<u>Call Time</u>	<u>Street</u>	<u>Nature of Call</u>
2/28/2025 4:56:22PM	412 3RD ST	CIVIL PAPER SERVICE
2/28/2025 5:07:22PM	222 KELSEY AVE	CIVIL PAPER SERVICE



BUFFALO COUNTY SHERIFF'S OFFICE  
CONTRACT LAW ENFORCEMENT  
CITY OF GIBBON, NEBRASKA

February 2025

CONTRACTUAL TIME TOTALS

Contractual Law Enforcement Coverage Time	420.00 Hours
Actual Law Enforcement Coverage Time	480.00 Hours
Actual Contract CSO Time	94.75 Hours
Supervisory Law Enforcement Coverage Time	<u>5.00 Hours</u>
<b>Total Law Enforcement Coverage Time</b>	<b>580.25 Hours</b>

PATROL AND ENFORCEMENT

Citations Issued	7
Warnings Issued	33
Parking Warning	10
Accidents Investigated	4

CALLS FOR SERVICE

02-01-25	Medical Call	506 Lawn Ave.
02-01-25	Medical Call	1103 River St.
02-01-25	Check Welfare	212 2 <sup>nd</sup> St.
02-01-25	Medical Call	506 Lawn Ave.
02-01-25	Disturbance	401 May Ave.
02-02-25	Check Welfare	1000 Hwy. 30.
02-02-25	Motorist Assist	800 Hwy. 30.
02-03-25	Medical Call	505 Court St.
02-03-25	Directed Patrol	1030 Court St.
02-03-25	Parking Violation	615 5 <sup>th</sup> St.
02-03-25	Traffic Offense	1030 Court St.
02-03-25	Directed Patrol	1029 7 <sup>th</sup> St.
02-04-25	Directed Patrol	219 Kelsey Ave.

02-04-25	Directed Patrol	1030 Court St.
02-04-25	Parking Violation	405 May Ave.
02-04-25	Directed Patrol	718 Pine Ave.
02-04-25	Animal – Bite	1219 7 <sup>th</sup> St.
02-04-25	Animal – Bite	619 5 <sup>th</sup> St.
02-05-25	Directed Patrol	300 Kelsey Ave.
02-06-25	Keys Locked in Vehicle	#18 L&J Trlr. Crt.
02-06-25	Check Welfare	200 Garfield St.
02-07-25	Fire	115 Center St.
02-07-25	Civil Dispute	103 Glenn Ave.
02-07-25	Driving Under Suspension	3 <sup>rd</sup> St./Garfield St.
02-07-25	Suspicious Activity	2 <sup>nd</sup> St./Garfield St.
02-08-25	Directed Patrol	1100 Hwy. 30.
02-08-25	Directed Patrol	1100 Hwy. 30.
02-08-25	DUI Arrest	900 Block Hwy. 30.
02-09-25	Suspicious Activity	904 Hwy. 30.
02-09-25	No Driver's License/False Reporting	1100 Block 7 <sup>th</sup> St.
02-10-25	Suspicious Activity	15 Filer St.
02-11-25	Traffic Complaint	1500 Hwy. 30.
02-11-25	Directed Patrol	1030 Court St.
02-11-25	Parking Violation	201 Kelsey Ave.
02-11-25	Parking Violation	201 Niles St.
02-11-25	Keys Locked in Vehicle	30 Labarre St.
02-11-25	Motor Vehicle Accident	600 Pine Ave.
02-11-25	Medical Call	218 Hwy. 30.
02-11-25	Medical Call	1601 7 <sup>th</sup> St.
02-11-25	Foot Patrol	1030 Court St.
02-13-25	Directed Patrol	1100 Court St.
02-13-25	Directed Patrol	1030 Court St.
02-13-25	Motor Vehicle Accident	#7 L&J Trlr. Crt.
02-14-25	Directed Patrol	300 Kelsey Ave.
02-14-25	Code Violation	507 Pine Ave.
02-14-25	Code Violation	101 May Ave.
02-14-25	Code Violation	205 May Ave.
02-14-25	Code Violation	211 May Ave.
02-14-25	Code Violation	904 Drew Ln.
02-14-25	Code Violation	1000 Drew Ln.
02-14-25	Parking Violation	616 7 <sup>th</sup> St.
02-14-25	Code Violation	215 2 <sup>nd</sup> St.

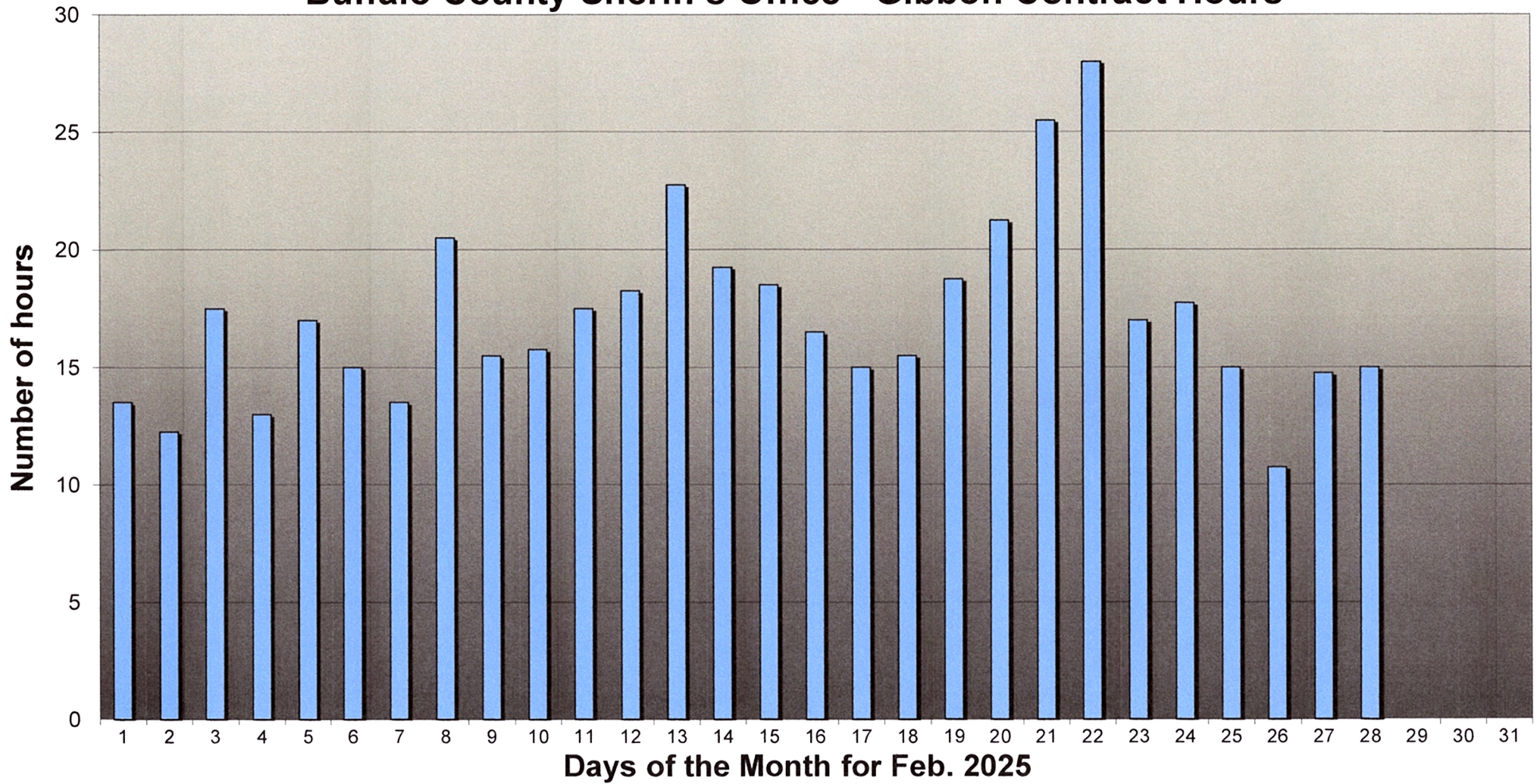


02-14-25	Code Violation	301 2 <sup>nd</sup> St.
02-14-25	Medical Call	214 2 <sup>nd</sup> St.
02-14-25	Chest Pain	1115 7 <sup>th</sup> St.
02-15-25	Motor Vehicle Accident	705 Hwy. 30.
02-16-25	Civil Dispute	15 Filer St.
02-17-25	Property Damage	405 2 <sup>nd</sup> St.
02-17-25	Directed Patrol	1030 Court St.
02-17-25	Check Welfare	807 Lawn Ave.
02-17-25	Medical Call	413 1 <sup>st</sup> St. #140.
02-18-25	Medical Call	413 1 <sup>st</sup> St. #140.
02-18-25	Check Welfare	201 Kelsey Ave.
02-19-25	Medical Call	218 Hwy. 30.
02-20-25	Medical Call	201 Pine Ave.
02-20-25	Motorist Assist	1500 Hwy. 30.
02-20-25	Foot Patrol	1030 Court St.
02-20-25	Check Welfare	316 May Ave.
02-20-25	Drug Investigation	1030 Court St.
02-20-25	Medical Call	413 1 <sup>st</sup> St. #101.
02-21-25	Parking Violation	201 Kelsey Ave.
02-21-25	Code Violation	202 Kelsey Ave.
02-21-25	Parking Violation	208 Kelsey Ave.
02-21-25	Parking Violation	305 Kelsey Ave.
02-21-25	Code Violation	314 Kelsey Ave.
02-21-25	Code Violation	800 Hershey St.
02-21-25	Code Violation	800 Park Rd.
02-21-25	Code Violation	114 Murnen Ave.
02-21-25	Code Violation	301 Lawn Ave.
02-21-25	Code Violation	219 Lawn Ave.
02-21-25	Code Violation	201 Lawn Ave.
02-21-25	Code Violation	200 Lawn Ave.
02-21-25	Code Violation	619 May Ave.
02-21-25	Code Violation	211 May Ave.
02-21-25	Code Violation	205 May Ave.
02-21-25	Code Violation	1116 2 <sup>nd</sup> St.
02-21-25	Parking Violation	105 May Ave.
02-21-25	Code Violation	15 May Ave.
02-21-25	Code Violation	1115 7 <sup>th</sup> St.
02-21-25	Code Violation	1107 7 <sup>th</sup> St.
02-21-25	Code Violation	120 West Ave.

02-21-25	Code Violation	301 1 <sup>st</sup> St.
02-21-25	Code Violation	131 Filer St.
02-21-25	Parking Violation	616 1 <sup>st</sup> St.
02-21-25	Code Violation	815 2 <sup>nd</sup> St.
02-21-25	Code Violation	307 2 <sup>nd</sup> St.
02-21-25	Code Violation	205 2 <sup>nd</sup> St.
02-21-25	Code Violation	200 Rice St.
02-21-25	Code Violation	214 2 <sup>nd</sup> St.
02-21-25	Code Violation	115 Williams St.
02-21-25	Code Violation	602 2 <sup>nd</sup> St.
02-21-25	Code Violation	214 Williams St.
02-21-25	Code Violation	201 Williams St.
02-21-25	Motorist Assist	520 7 <sup>th</sup> St.
02-21-25	Code Violation	610 7 <sup>th</sup> St.
02-21-25	Code Violation	912 West Ave.
02-21-25	Code Violation	914 West Ave.
02-21-25	Code Violation	916 West Ave.
02-21-25	Directed Patrol	1100 Court St.
02-21-25	Directed Patrol	1100 Hwy. 30.
02-22-25	Directed Patrol	1100 Hwy. 30.
02-22-25	Animal – Other	616 May Ave.
02-24-25	Mental Health Inv.	331 Labarre St.
02-25-25	Check Welfare	500 West Ave.
02-25-25	Motor Vehicle Accident	River St./Beatty St.
02-25-25	Directed Patrol	718 Pine Ave.
02-26-25	Directed Patrol	1030 Court St.
02-27-25	Directed Patrol	1031 Court St.
02-27-25	Directed Patrol	1030 Court St.
02-27-25	Directed Patrol	1100 Hwy. 30.
02-27-25	Directed Patrol	100 Block Labarre St.
02-27-25	Directed Patrol	700 Block Court St.
02-27-25	Directed Patrol	1030 Court St.
02-28-25	Motorist Assist	7 <sup>th</sup> St./Court St.
02-28-25	Juvenile Nicotine Possession	904 Hwy. 30.

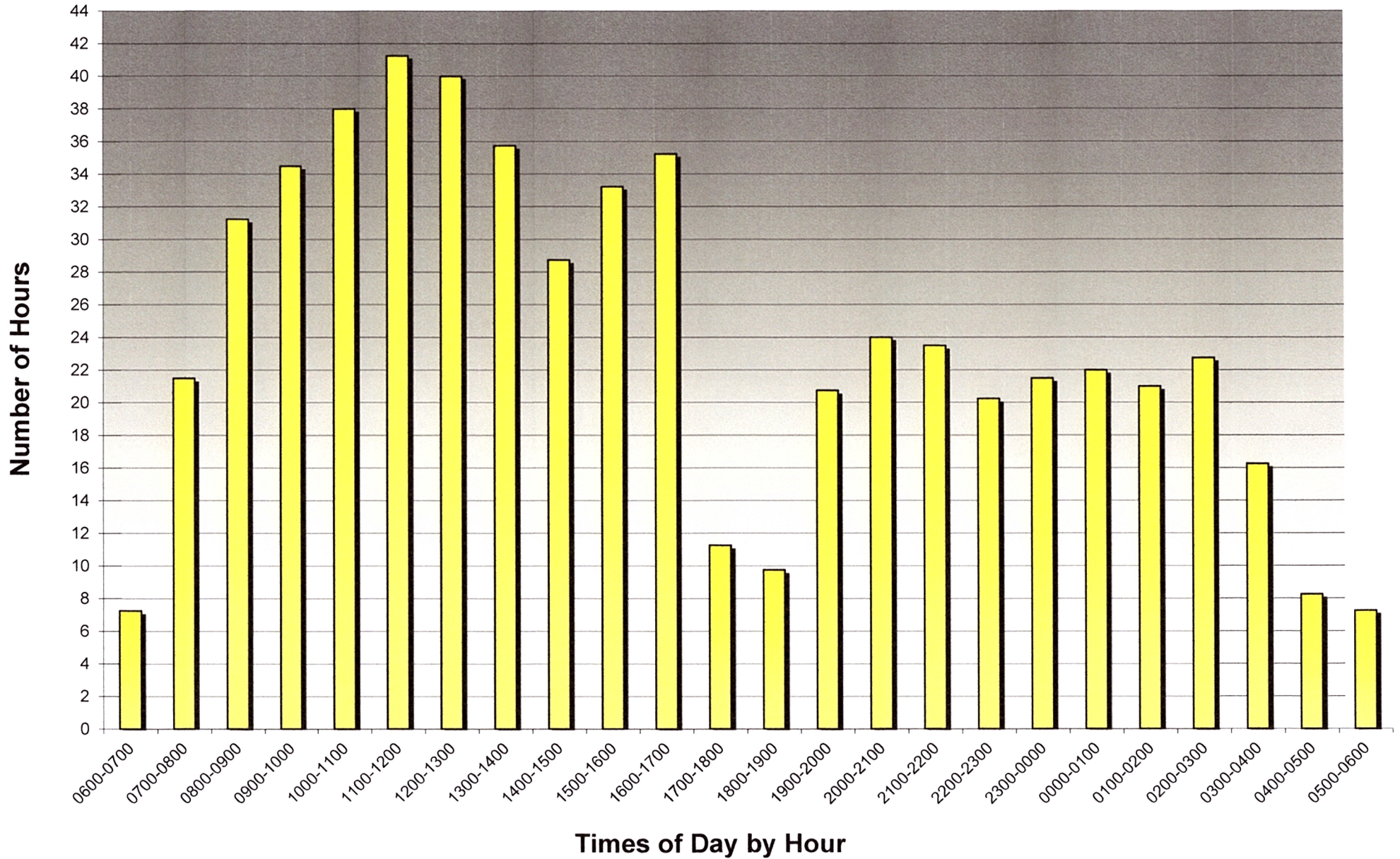
\*\*\*\*\*

## Buffalo County Sheriff's Office - Gibbon Contract Hours





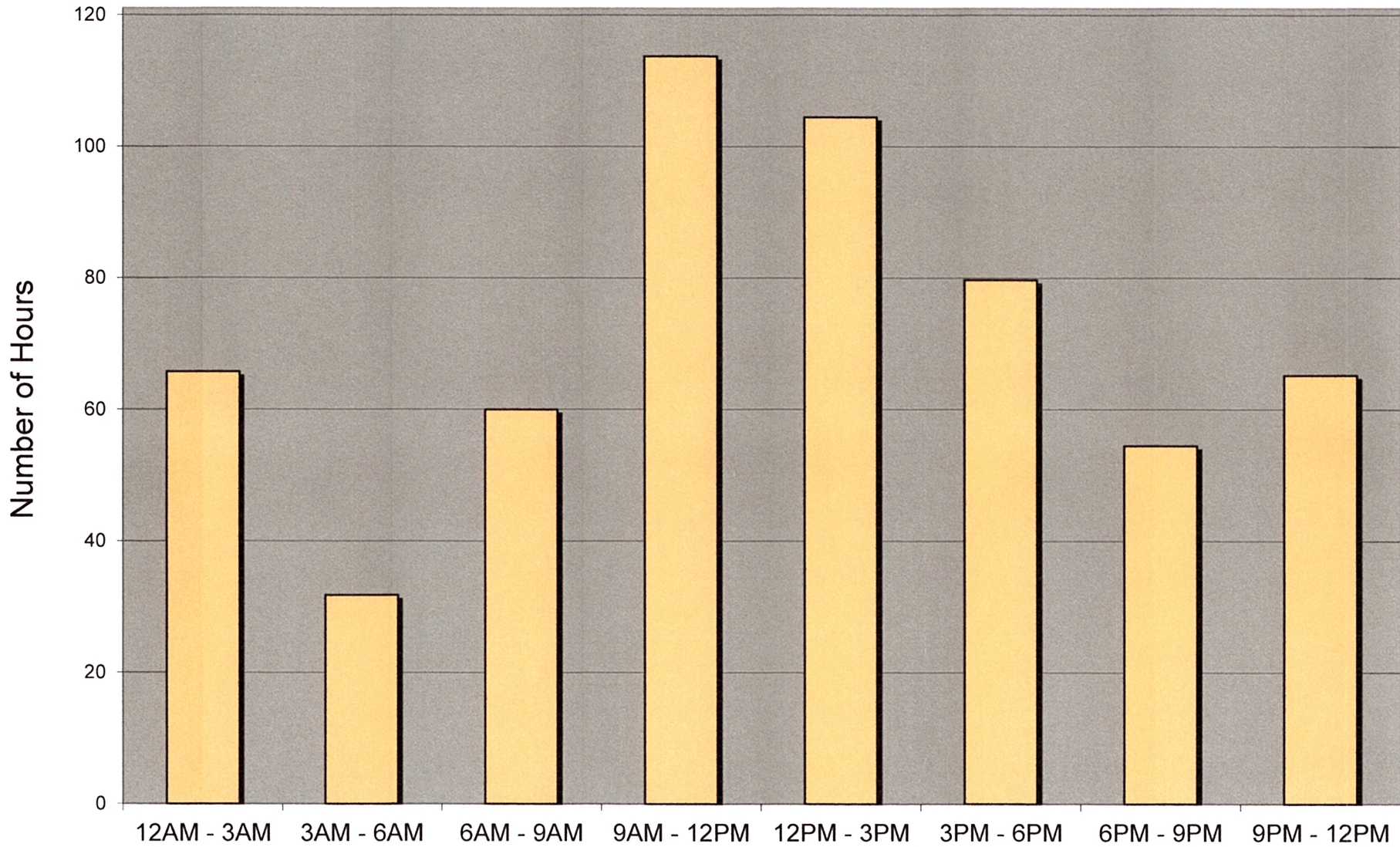
# Buffalo County Sheriff's Office Gibbon Contract Hours



February 2025



# Buffalo County Sheriff's Office Gibbon Contract Hours



Times of Day

February 2025

**CITY OF GIBBON**

INDIVIDUAL MONTHLY FUND BALANCES  
CASH TRANSACTIONS AND BALANCES

2/28/2025

<b>ALL FUNDS CHECKING</b>		<b>BALANCE</b>	<b>RECEIPTS</b>	<b>ADJUSTMENT</b>	<b>ADJUSTMENT</b>	<b>EXPENSES</b>	<b>BALANCE</b>
		<b>2/1/2025</b>		<b>IN</b>	<b>OUT</b>		<b>2/28/2025</b>
1	GENERAL	522,642.76	95,798.56			141,747.13	476,694.19
2	STREET	578,164.55	35,306.63			28,951.91	584,519.27
3	SALES TAX	0.00	0.00			0.00	0.00
4	CEMETERY	-7,126.43	9,355.53		82.24	4,998.74	-2,851.88
5	POLICE	-17,964.51	21,015.63			41,589.70	-38,538.58
6	POOL	42,822.54	12,633.33			296.80	55,159.07
7	PARK	27,264.18	21,050.00			10,963.92	37,350.26
8	FIRE	109,863.13	10,434.50			107,832.11	12,465.52
9	LIBRARY	6,348.28	12,748.67			9,918.86	9,178.09
10	STREET LIGHTS	9,826.49	4,750.00			2,387.80	12,188.69
12	SEWER	581,896.27	29,001.49			10,528.96	600,368.80
13	GARBAGE	-999.82	11,187.78			10,146.50	41.46
14	WATER	357,111.15	30,893.37			24,954.46	363,050.06
15	SP SEWER PLANT	2,401,441.22	120,809.11			63,236.98	2,459,013.35
16	BOND & INTEREST	227,776.76	18,729.95			61,315.00	185,191.71
17	R. E. IMPROVEMTS	287,436.68	1,372.57			16,690.25	272,119.00
18	GOLF COURSE	-23,658.94	13,725.24			1,665.18	-11,598.88
19	TIF	14,584.23	11.51			0.00	14,595.74
20	KENO	110,836.47	87.43			0.00	110,923.90
21	FIRE HALL CONST	0.00	0.00			0.00	0.00
	DONATIONS FOR SPECIAL PROJECTS	0.00					0.00
22	ARPA Funds - Federal	124,245.36	0.00			0.00	124,245.36
<b>TOTALS</b>		<b>5,352,510.37</b>	<b>448,911.30</b>	<b>0.00</b>	<b>82.24</b>	<b>537,224.30</b>	<b>5,264,115.13</b>
<b>CD SAVINGS</b>							
2	STREET	84,221.38					84,221.38
4	CEMETERY	40,825.28	82.24				40,907.52
15	SP SEWER PLANT	0.00					0.00
16	BOND & INTEREST	0.00					0.00
14	WATER	0.00					0.00
	POOL	0.00					0.00
<b>TOTALS</b>		<b>125,046.66</b>	<b>82.24</b>	<b>0.00</b>	<b>0.00</b>	<b>0.00</b>	<b>125,128.90</b>
<b>TOTAL ALL ACCTS</b>		<b>5,477,557.03</b>	<b>448,993.54</b>	<b>0.00</b>	<b>82.24</b>	<b>537,224.30</b>	<b>5,389,244.03</b>
No assurance is provided on these financial statements							

MONTHLY SUMMARY OF ALL FUNDS  
 COMBINED CASH TRANSACTIONS & BALANCES  
 FOR THE MONTH ENDING

2/28/2025

	FUND	BALANCE	RECEIPTS	NET TRANS	EXPENSES	BALANCE
1	GENERAL	522,642.76	95,798.56	0.00	141,747.13	476,694.19
2	STREET	662,385.93	35,306.63	0.00	28,951.91	668,740.65
3	SALES TAX	0.00	0.00	0.00	0.00	0.00
4	CEMETERY	33,698.85	9,355.53	-82.24	4,916.50	38,055.64
5	POLICE	-17,964.51	21,015.63	0.00	41,589.70	-38,538.58
6	POOL	42,822.54	12,633.33	0.00	296.80	55,159.07
7	PARK	27,264.18	21,050.00	0.00	10,963.92	37,350.26
8	FIRE	109,863.13	10,434.50	0.00	107,832.11	12,465.52
9	LIBRARY	6,348.28	12,748.67	0.00	9,918.86	9,178.09
10	STREET LIGHTS	9,826.49	4,750.00	0.00	2,387.80	12,188.69
11	HEALTH CENTER	0.00	0.00	0.00	0.00	0.00
12	SEWER	581,896.27	29,001.49	0.00	10,528.96	600,368.80
13	GARBAGE	-999.82	11,187.78	0.00	10,146.50	41.46
14	WATER	357,111.15	30,893.37	0.00	24,954.46	363,050.06
15	SP SEWER PLANT	2,401,441.22	120,809.11	0.00	63,236.98	2,459,013.35
16	BOND & INTEREST	227,776.76	18,729.95	0.00	61,315.00	185,191.71
17	RE IMPROVEMENTS	287,436.68	1,372.57	0.00	16,690.25	272,119.00
18	GOLF COURSE	-23,658.94	13,725.24	0.00	1,665.18	-11,598.88
19	TIF	14,584.23	11.51	0.00	0.00	14,595.74
20	KENO	110,836.47	87.43	0.00	0.00	110,923.90
21	FIRE/CITY HALL CONST	0.00	0.00	0.00	0.00	0.00
	DONATIONS FOR SPECIAL					
	PROJECTS	0.00	0.00	0.00	0.00	0.00
22	ARPA Funds - Federal	124,245.36	0.00	0.00	0.00	124,245.36
	<b>TOTALS</b>	<b>5,477,557.03</b>	<b>448,911.30</b>	<b>-82.24</b>	<b>537,142.06</b>	<b>5,389,244.03</b>

YEAR TO DATE TOTALS  
 FOR THE MONTH ENDING

2/28/2025

1	GENERAL	814,492.18	530,056.00	0.00	867,853.99	476,694.19
2	STREET	751,449.08	198,059.77	0.00	280,768.20	668,740.65
3	SALES TAX	0.00	0.00	0.00	0.00	0.00
4	CEMETERY	40,498.68	49,470.29	0.00	51,913.33	38,055.64
5	POLICE	0.00	105,078.15	0.00	143,616.73	-38,538.58
6	POOL	0.00	63,372.25	0.00	8,213.18	55,159.07
7	PARK	0.00	105,250.00	0.00	67,899.74	37,350.26
8	FIRE	60,000.00	87,953.15	0.00	135,487.63	12,465.52
9	LIBRARY	0.00	63,802.36	0.00	54,624.27	9,178.09
10	STREET LIGHTS	0.00	23,750.00	0.00	11,561.31	12,188.69
12	SEWER	599,142.45	147,021.98	0.00	145,795.63	600,368.80
13	GARBAGE	0.00	54,733.90	0.00	54,692.44	41.46
14	WATER	340,101.63	160,215.54	0.00	137,267.11	363,050.06
15	SP SEWER PLANT	1,836,747.84	1,441,986.97	0.00	819,721.46	2,459,013.35
16	BOND & INTEREST	345,733.37	98,478.34	0.00	259,020.00	185,191.71
17	RE IMPROVEMENTS	213,300.90	81,928.35	0.00	23,110.25	272,119.00
18	GOLF COURSE	0.00	70,416.74	0.00	82,015.62	-11,598.88
19	TIF	14,531.57	64.17	0.00	0.00	14,595.74
20	KENO	105,725.54	18,255.74	0.00	13,057.38	110,923.90
21	FIRE/CITY HALL CONST	0.00	0.00		0.00	0.00
	DONATIONS FOR SPECIAL					
	PROJECTS	0.00				0.00
22	ARPA Funds - Federal	124,245.36	0.00	0.00	0.00	124,245.36
	<b>TOTALS</b>	<b>5,245,968.60</b>	<b>3,299,893.70</b>	<b>0.00</b>	<b>3,156,618.27</b>	<b>5,389,244.03</b>

No assurance is provided on these financial statements



CITY OF GIBBON						
BUDGET SUMMARY						
2/28/2025						
FUND	BUDGET RECEIPTS	RECEIVED FOR MONTH	RECEIVED YTD	BALANCE REMAINING	% OF BUDGET REMAINING	
1	GENERAL	1,654,697.40	95,798.56	530,056.00	1,124,641.40	67.97%
2	STREET	462,148.75	35,306.63	198,059.77	264,088.98	57.14%
3	SALES TAX	0.00	0.00	0.00	0.00	
4	CEMETERY	123,219.42	9,437.77	49,470.29	73,749.13	59.85%
5	POLICE	252,187.56	21,015.63	105,078.15	147,109.41	58.33%
6	POOL	165,100.00	12,633.33	63,372.25	101,727.75	61.62%
7	PARK	252,600.00	21,050.00	105,250.00	147,350.00	58.33%
8	FIRE	217,600.00	10,434.50	87,953.15	217,600.00	100.00%
9	LIBRARY	153,373.00	12,748.67	63,802.36	89,570.64	58.40%
10	STREET LIGHTS	57,000.00	4,750.00	23,750.00	33,250.00	58.33%
11	HEALTH CENTER	0.00	0.00	0.00	0.00	
12	SEWER	446,000.00	29,001.49	147,021.98	298,978.02	67.04%
13	GARBAGE	114,257.31	11,187.78	54,733.90	59,523.41	52.10%
14	WATER	412,677.00	30,893.37	160,215.54	252,461.46	61.18%
15	SP SEWER PLANT	2,771,252.00	120,809.11	1,441,986.97	1,329,265.03	47.97%
16	BOND & INTEREST	306,411.05	18,729.95	98,478.34	207,932.71	67.86%
17	RE IMPROVEMENTS	13,750.00	1,372.57	81,928.35	-68,178.35	-495.84%
18	GOLF COURSE	338,300.00	13,725.24	70,416.74	267,883.26	79.19%
19	TIF	58,030.00	11.51	64.17	57,965.83	99.89%
20	KENO	30,150.00	87.43	18,255.74	11,894.26	39.45%
21	FIRE/CITY HALL CONST	0.00	0.00	0.00	0.00	
	DONATIONS FOR SPECIAL PROJEC	0.00	0.00	0.00	0.00	
22	ARPA Funds - Federal	0.00	0.00	0.00	0.00	
<b>TRANSFER TOTALS</b>		<b>7,828,753.49</b>	<b>448,993.54</b>	<b>3,299,893.70</b>	<b>4,528,859.79</b>	<b>57.85%</b>
FUND	BUDGET EXPENSES	EXPENSES FOR MONTH	EXPENSES YTD	BALANCE REMAINING	% OF BUDGET REMAINING	
1	GENERAL	2,027,628.09	141,747.13	867,853.99	1,159,774.10	57.20%
2	STREET	819,160.00	28,951.91	280,768.20	538,391.80	65.72%
3	SALES TAX	0.00	0.00	0.00	0.00	
4	CEMETERY	147,300.00	4,998.74	51,913.33	95,386.67	64.76%
5	POLICE	252,187.56	41,589.70	143,616.73	108,570.83	43.05%
6	POOL	165,100.00	296.80	8,213.18	156,886.82	95.03%
7	PARK	326,100.00	10,963.92	67,899.74	258,200.26	79.18%
8	FIRE	277,600.00	107,832.11	135,487.63	142,112.37	51.19%
9	LIBRARY	153,373.00	9,918.86	54,624.27	98,748.73	64.38%
10	STREET LIGHTS	57,000.00	2,387.80	11,561.31	45,438.69	79.72%
11	HEALTH CENTER	0.00	0.00	0.00	0.00	
12	SEWER	457,600.00	10,528.96	145,795.63	311,804.37	68.14%
13	GARBAGE	130,000.00	10,528.96	54,692.44	75,307.56	57.93%
14	WATER	536,200.00	24,954.46	137,267.11	398,932.89	74.40%
15	SP SEWER PLANT	3,167,180.00	63,236.98	819,721.46	2,347,458.54	74.12%
16	BOND & INTEREST	589,996.25	61,315.00	259,020.00	330,976.25	56.10%
17	RE IMPROVEMENTS	264,770.00	16,690.25	23,110.25	241,659.75	91.27%
18	GOLF COURSE	338,300.00	1,665.18	82,015.62	256,284.38	75.76%
19	TIF	78,389.33	0.00	0.00	78,389.33	100.00%
20	KENO	124,938.28	0.00	13,057.38	111,880.90	89.55%
21	FIRE/CITY HALL CONST	0.00	0.00	0.00	0.00	
	DONATIONS FOR SPECIAL PROJEC	0.00	0.00	0.00	0.00	
22	ARPA Funds - Federal	132,818.19	0.00	0.00	132,818.19	100.00%
<b>TRANSFER TOTAL</b>		<b>10,045,640.70</b>	<b>537,606.76</b>	<b>3,156,618.27</b>	<b>6,889,022.43</b>	<b>68.58%</b>



No assurance is provided on these financial statements

CITY OF GIBBON CHECKS OUTSTANDING			
PAYEE	CK. NO.	2/28/2025 DATE	AMOUNT
GODFREY ELECTRIC, LLC	16826	7/2/2018	3.13
THE FOUNTAIN GUYS, LTD	16840	7/2/2018	304.00
KENNETH KAST	16915	7/30/2018	20.18
KELLI PETERSON	16916	7/30/2018	69.94
DANILO LURSSSEN	17162	9/18/2018	100.00
ROLAND & MICHELE MOSEL	17171	9/18/2018	38.90
TERRY RITTERBUSH	17187	9/18/2018	100.00
JOSE L RODRIGUEZ	17193	9/18/2018	100.00
JODI WOOD	17212	9/18/2018	100.00
RACHAMIN AVITAL	17292	10/31/2018	0.67
NATIONWIDE	17716	4/15/2019	100.00
Eric Rodriguez	17746	12/31/2019	66.50
Mike Bennett	19313	12/8/2020	39.51
Sandy Hubbard	19320	12/8/2020	100.00
Jaimee Moore	19327	12/8/2020	32.51
Erin Nelson	19328	12/8/2020	39.51
Marcos Solarez	19335	12/8/2020	100.00
NMVCA	19480	2/2/2021	105.00
Mohamed Awadallah	19962	8/4/2021	400.00
Laurie Gonzales	20122	10/1/2021	11.69
Enrique Sanchez	20128	10/1/2021	7.26
Pioneer Simple IRA Investment Servies	20343	1/6/2022	2,498.32
Pioneer ROTH Retirement Investment	20344	1/6/2022	1,665.60
Afaf Bafka	20835	7/11/2022	7.13
Pedro Nunez	20877	7/11/2022	10.53
JOSEPH HANNA	21015	8/15/2022	27.96
Miguel Rodriguez Rodriguez	21372	12/22/2022	100.00
ADAM'S CORNER MARKET	21481	2/21/2023	44.11
Credit management	21691	4/27/2023	45.16
City of Kearney	21715	5/15/2023	126.00
Credit management	21725	5/15/2023	19.83
Credit management	21785	6/9/2023	19.83
Rasmussen Mechanical Services	21845	6/19/2023	5,225.26
Shanna Held	22044	8/24/2023	302.89
Jason Blausey	22225	11/20/2023	35.00
Pablo Aguila	22294	11/30/2023	0.92
Nicholas Hughes	22301	11/30/2023	50.00
Jason Blausey	22318	12/18/2023	35.00
Miguel Rodriguez Rodriguez	22402	12/21/2023	100.00
Bailee Labs	22575	3/4/2024	100.00
Menards--Kearney	22931	6/17/2024	1,863.60
Ask Supply Co LLC	23216	10/21/2024	259.78
Corey Snell	23311	10/30/2024	2,140.27
Kyle Swanson	23312	10/30/2024	2,429.71
Suanne Thomas	23313	10/30/2024	3,655.01
Angela Piper	23329	11/25/2024	35.00
BB'S Parts & Service	23338	11/25/2024	9.06
Jason Blausey	23480	12/20/2024	100.00
Jason Blausey	23619	2/18/2025	35.00
Chemsearch	23622	2/18/2025	999.53
Construction Rental Inc.	23626	2/18/2025	667.49
Credit management	23628	2/18/2025	47.88
Credit management	23629	2/18/2025	201.07
Demco	23633	2/18/2025	293.15
Gear Wash - Colorado	23637	2/18/2025	9,215.76
Gibbon Fire Department	23638	2/18/2025	800.00
Guideposts	23639	2/18/2025	44.82
Luis Garcia	23646	2/18/2025	50.00
Landmark Implement Inc	23647	2/18/2025	112.8
Napa Auto Parts	23657	2/18/2025	1,408.12
Nebraska Child Support	23658	2/18/2025	874.55
One Call Concepts Inc	23662	2/18/2025	68.33
Pep Co Inc	23663	2/18/2025	280.00
Platte Valley Lab	23665	2/18/2025	5,902.50
Prairie View Roofing and Development	23666	2/18/2025	9,908.25

WireSmith Electric LLC	23673	2/18/2025	173.00	
Alegent Creighton Clinic	23683	2/28/2025	254.00	
Beerbohm Insurance	23684	2/28/2025	4,887.00	
Blue Cross Blue Shield Of Nebraska	23685	2/28/2025	1,206.49	
Credit management	23686	2/28/2025	198.88	
LIPS Printing Service	23687	2/28/2025	470.58	
Mutual of Omaha	23688	2/28/2025	354.46	
Nebraska Child Support	23689	2/28/2025	874.55	
Nebraska Turfgrass Association	23690	2/28/2025	900.00	
Nebraska Public Health Lab	23691	2/28/2025	63.00	
			<u>63,035.98</u>	
No assurance is provided on these financial statements				

**CITY OF GIBBON  
BANK RECONCILIATION  
FOR THE MONTH ENDING**

2/28/2025

CASH ON HAND	2/1/2025					5,352,510.37
RECEIPTS FOR MONTH						448,911.30
CASH TO ACCOUNT FOR						5,801,421.67
CHECK WRITTEN FOR MONTH						537,306.54
FUND BALANCE	2/28/2025					5,264,115.13
ACCOUNTS REC						-73,614.02
ACCOUNTS PAYABLE						16,348.61
CASH BALANCE	2/28/2025					5,206,849.72
<b>PROOF OF BALANCE</b>						
DEPOSITS IN TRANSIT						23,838.24
BALANCE ON STATEMENT	2/28/2025					
Checking Account						2,202,471.03
MM Account						3,043,576.43
LESS CHECKS OUTSTANDING						63,035.98
ADJ. BANK BALANCE	2/28/2025					5,206,849.72

			10/1/24 BALANCE	INT MONTH	YTD INT	END. BAL.
EB CD 105692	Street		83,178.25		1,043.13	84,221.38
EB CD 105789	Cemetery		13,366.38	82.24	164.88	13,531.26
EB CD 106458	Cemetery		14,553.38		89.98	14,643.36
EB CD 107595	Cemetery		12,578.92		153.98	12,732.90
						0.00
TOTAL CD'S			123,676.93	82.24	1,451.97	125,128.90
TOTAL OF ALL FUNDS AVAILABLE						5,331,978.62

No assurance is provided on these financial statements

# City of Gibbon

Account	Account Name	Fiscal Year 24 - 25			Budget			Fiscal Year 23 - 24	
		Current	Year To Date	%Used	Current	Total	Remaining	Year To Date	Total
<b>Revenue</b>									
<b>GENERAL</b>									
01-1001	PROPERTY TAX	9,597.35	58,597.03	10.28 %	47,486.00	569,837.04	511,240.01	57,564.03	480,668.65
01-1002	CONSUMERS 5%	0.00	0.00	0.00 %	3,500.00	42,000.00	42,000.00	2,466.02	37,274.96
01-1003	BUILDING PERMIT	75.00	360.00	36.00 %	83.00	1,000.00	640.00	155.00	855.00
01-1004	OTHER INCOME	1,350.00	3,316.74	66.33 %	417.00	5,000.00	1,683.26	6,635.00	94,146.87
01-1005	INTEREST	527.75	3,297.13	164.86 %	167.00	2,000.00	(1,297.13)	3,493.86	8,816.13
01-1006	NPPD	37,522.65	194,414.57	43.20 %	37,500.00	450,000.00	255,585.43	206,462.69	472,919.59
01-1007	TRANSFER	0.00	0.00	0.00 %	0.00	0.00	0.00	0.00	0.00
01-1009	RENT	325.00	4,450.00	74.17 %	500.00	6,000.00	1,550.00	3,000.00	6,325.00
01-1012	MOTOR VEHICLE TAX	3,294.60	16,023.13	64.09 %	2,083.00	25,000.00	8,976.87	15,446.82	39,003.05
01-1013	LOCAL SALES TAX	37,310.59	221,623.47	54.72 %	33,750.00	405,000.00	183,376.53	242,023.80	522,962.96
01-1014	PRO RATE	371.62	597.69	14.94 %	333.00	4,000.00	3,402.31	4,430.39	5,544.92
01-1020	SOURCE GAS FRANCHISE	0.00	3,744.82	93.62 %	333.00	4,000.00	255.18	4,007.44	4,007.44
01-1021	FINES & LICENSE	700.00	1,935.00	77.40 %	208.00	2,500.00	565.00	1,550.00	2,325.00
01-1022	CABLE FRANCHISE	0.00	0.00	0.00 %	1,000.00	12,000.00	12,000.00	0.00	10,236.38
01-1049	ACE REBATE	4,724.00	4,724.00	134.97 %	292.00	3,500.00	(1,224.00)	4,640.00	4,640.00
01-1051	MUNICIPAL EQUAL FUND	0.00	16,972.42	13.81 %	10,238.00	122,860.36	105,887.94	15,407.51	87,298.85
01-1054	UTILITY DEPOSITS	0.00	0.00	0.00 %	0.00	0.00	0.00	0.00	0.00
<b>TOTAL Revenue</b>		<b>95,798.56</b>	<b>530,056.00</b>	<b>32.03 %</b>	<b>137,890.00</b>	<b>1,654,697.40</b>	<b>1,124,641.40</b>	<b>567,282.56</b>	<b>1,777,024.80</b>

<b>Expense</b>									
<b>GENERAL</b>									
01-2001	SALARIES	3,942.29	30,378.10	43.40 %	5,833.00	70,000.00	39,621.90	24,063.22	63,111.09
01-2002	EMPLOYEE INSURANCE	110.90	7,051.16	40.06 %	1,467.00	17,600.00	10,548.84	4,052.75	11,644.94
01-2003	EMPLOYEE IRS SIMPLE	0.00	0.00	0.00 %	0.00	0.00	0.00	0.00	0.00
01-2004	SUPPLIES	110.95	4,131.30	63.56 %	542.00	6,500.00	2,368.70	868.21	6,468.02
01-2005	REPAIR & MAINTENANCE	857.90	1,738.46	28.97 %	500.00	6,000.00	4,261.54	673.07	35,145.88
01-2006	UTILITIES-ELECTRIC	265.35	1,423.02	35.58 %	333.00	4,000.00	2,576.98	1,354.35	4,164.37
01-2007	UTILITIES-SOURCE GAS	547.29	1,324.31	33.11 %	333.00	4,000.00	2,675.69	1,655.36	3,656.73
01-2008	TELEPHONE	677.32	3,355.48	67.11 %	417.00	5,000.00	1,644.52	1,829.31	5,674.04
01-2009	PROFESSIONAL	3,392.00	69,743.12	55.79 %	10,417.00	125,000.00	55,256.88	45,750.34	106,611.44
01-2010	INSURANCE	0.00	(781.35)	-3.06 %	2,125.00	25,500.00	26,281.35	200.00	22,486.54
01-2011	PRINTING & PUBLICATION	544.42	2,233.29	27.92 %	667.00	8,000.00	5,766.71	1,924.15	4,775.15
01-2012	MISCELLANEOUS	322.33	894.22	17.88 %	417.00	5,000.00	4,105.78	231.72	1,131.24
01-2013	OFFICE SUPPLIES	318.81	7,926.47	72.06 %	917.00	11,000.00	3,073.53	4,413.07	13,870.86
01-2014	ELECTION	0.00	155.88	3.12 %	417.00	5,000.00	4,844.12	0.00	253.34
01-2015	CHEMICAL & INSECT	175.00	875.00	116.67 %	62.00	750.00	(125.00)	250.00	1,100.00
01-2016	MISC. SUPPLIES	0.00	50.00	4.00 %	104.00	1,250.00	1,200.00	0.00	257.42
01-2017	COPIER PAYMENT	443.21	1,595.04	19.94 %	667.00	8,000.00	6,404.96	2,152.02	6,039.45
01-2018	TRANSFER SCHOOL	0.00	950.00	31.67 %	250.00	3,000.00	2,050.00	1,275.00	2,525.00
01-2020	ECON. DEVELOPMENT	0.00	35,405.13	78.68 %	3,750.00	45,000.00	9,594.87	0.00	4,402.06
01-2021	LABOR & MACHINE	0.00	215.61	21.56 %	83.00	1,000.00	784.39	431.22	1,078.05
01-2022	TRAVEL & CONF. MILE	3,307.01	13,154.03	65.77 %	1,667.00	20,000.00	6,845.97	7,507.08	19,522.93
01-2023	OFFICE EQUIPMENT	0.00	569.00	11.38 %	417.00	5,000.00	4,431.00	628.50	4,778.48
01-2024	TRANSFER	126,027.35	630,136.75	41.67 %	126,027.00	1,512,328.09	882,191.34	587,738.50	1,392,779.32
01-2025	RE IMPROVEMENTS	0.00	0.00	0.00 %	4,167.00	50,000.00	50,000.00	0.00	0.00
01-2026	CAPITAL OUTLAY	0.00	47,557.07	79.26 %	5,000.00	60,000.00	12,442.93	158.77	158.77
01-2043	DUES & CONV	0.00	750.00	15.00 %	417.00	5,000.00	4,250.00	399.00	8,550.25

# City of Gibbon

Account	Account Name	Fiscal Year 24 - 25			Budget			Fiscal Year 23 - 24	
		Current	Year To Date	%Used	Current	Total	Remaining	Year To Date	Total
<b>Expense (Continued)</b>									
GENERAL									
01-2054	HERITAGE CENTER	0.00	0.00	0.00 %	333.00	4,000.00	4,000.00	0.00	0.00
01-2071	EQUIPMENT	0.00	0.00	0.00 %	417.00	5,000.00	5,000.00	0.00	0.00
01-2079	REFUNDS	50.00	50.00	2.50 %	167.00	2,000.00	1,950.00	0.00	50.00
01-2093	H CENTER TAXES	0.00	2,666.44	74.07 %	300.00	3,600.00	933.56	3,263.02	3,263.02
01-2095	CITY SHARE FICA	371.07	2,582.43	54.95 %	392.00	4,700.00	2,117.57	3,637.81	7,451.79
01-2096	CITY SHARE MEDICARE	86.80	603.93	60.39 %	83.00	1,000.00	396.07	850.78	1,742.77
01-2097	CITY SHARE RETIREMENT	118.28	574.45	27.35 %	175.00	2,100.00	1,525.55	1,062.47	2,117.89
01-2098	CITY SHARE ROTH	78.85	382.95	29.46 %	108.00	1,300.00	917.05	708.36	1,412.03
01-2099	OTHER PAYROLL	0.00	0.00	0.00 %	0.00	0.00	0.00	0.00	0.00
<b>TOTAL Expense</b>		<b>141,747.13</b>	<b>867,691.29</b>	<b>42.79 %</b>	<b>168,971.00</b>	<b>2,027,628.09</b>	<b>1,159,936.80</b>	<b>697,078.08</b>	<b>1,736,222.87</b>
PROFIT / (LOSS) :		<b>(45,948.57)</b>	<b>(337,635.29)</b>		<b>(31,081.00)</b>	<b>(372,930.69)</b>	<b>(35,295.40)</b>	<b>(129,795.52)</b>	<b>40,801.93</b>

# City of Gibbon

Account	Account Name	Fiscal Year 24 - 25			Budget			Fiscal Year 23 - 24	
		Current	Year To Date	%Used	Current	Total	Remaining	Year To Date	Total
<b>Revenue</b>									
<b>STREET FUND</b>									
02-1001	PROPERTY TAX	0.00	0.00	0.00 %	0.00	0.00	0.00	0.00	0.00
02-1004	OTHER INCOME	75.00	2,608.57	104.34 %	208.00	2,500.00	(108.57)	1,275.00	7,740.30
02-1005	INTEREST	456.07	3,798.15	253.21 %	125.00	1,500.00	(2,298.15)	2,676.97	8,804.58
02-1006	NPPD	0.00	0.00	0.00 %	0.00	0.00	0.00	0.00	0.00
02-1007	TRANSFER	5,852.48	29,262.40	41.67 %	5,852.00	70,229.75	40,967.35	27,892.60	66,942.24
02-1012	MOTOR VEHICLE TAX	0.00	0.00	0.00 %	4,167.00	50,000.00	50,000.00	0.00	0.00
02-1013	LOCAL SALES TAX	4,605.46	23,278.61	58.20 %	3,333.00	40,000.00	16,721.39	18,338.30	45,031.29
02-1015	HIGHWAY ALLOCATION	24,317.62	116,587.04	41.50 %	23,410.00	280,919.00	164,331.96	115,315.97	270,501.98
02-1016	STREET ASSESSMENT	0.00	0.00	0.00 %	0.00	0.00	0.00	0.00	0.00
02-1018	MOTOR VEHICLE	0.00	8,718.03	51.28 %	1,417.00	17,000.00	8,281.97	8,499.92	19,124.04
02-1034	FEDERAL/STATE GRANTS	0.00	13,806.97	0.00 %	0.00	0.00	(13,806.97)	0.00	2,525.00
02-1045	BOND PROCEEDS	0.00	0.00	0.00 %	0.00	0.00	0.00	0.00	0.00
02-1051	MUNICIPAL EQUAL FUND	0.00	0.00	0.00 %	0.00	0.00	0.00	0.00	0.00
<b>TOTAL Revenue</b>		<b>35,306.63</b>	<b>198,059.77</b>	<b>42.86 %</b>	<b>38,512.00</b>	<b>462,148.75</b>	<b>264,088.98</b>	<b>173,998.76</b>	<b>420,669.43</b>
<b>Expense</b>									
<b>STREET FUND</b>									
02-2001	SALARIES	19,109.86	106,172.96	45.18 %	19,583.00	235,000.00	128,827.04	85,409.38	183,455.51
02-2002	EMPLOYEE INSURANCE	645.55	47,230.41	43.33 %	9,083.00	109,000.00	61,769.59	30,579.84	72,556.42
02-2003	EMPLOYEE IRS SIMPLE	0.00	0.00	0.00 %	0.00	0.00	0.00	91.20	91.20
02-2004	SUPPLIES	537.93	9,649.81	53.61 %	1,500.00	18,000.00	8,350.19	3,169.04	7,018.52
02-2005	REPAIR & MAINTENANCE	4,833.95	17,247.20	43.12 %	3,333.00	40,000.00	22,752.80	18,921.35	53,567.68
02-2006	UTILITIES-ELECTRIC	195.98	772.80	24.93 %	258.00	3,100.00	2,327.20	608.31	1,741.33
02-2007	UTILITIES-SOURCE GAS	0.00	2,005.36	29.06 %	575.00	6,900.00	4,894.64	2,110.73	3,449.15
02-2008	TELEPHONE	141.00	702.80	20.08 %	292.00	3,500.00	2,797.20	719.38	1,701.02
02-2009	PROFESSIONAL	0.00	3,115.63	20.77 %	1,250.00	15,000.00	11,884.37	1,264.20	4,476.82
02-2010	INSURANCE	0.00	424.65	1.46 %	2,417.00	29,000.00	28,575.35	0.00	23,316.14
02-2012	MISCELLANEOUS	0.00	50.00	1.43 %	292.00	3,500.00	3,450.00	451.07	479.40
02-2015	CHEMICAL & INSECT	0.00	0.00	0.00 %	667.00	8,000.00	8,000.00	0.00	539.29
02-2024	TRANSFER	0.00	0.00	0.00 %	1,442.00	17,300.00	17,300.00	0.00	0.00
02-2025	RE IMPROVEMENTS	0.00	0.00	0.00 %	0.00	0.00	0.00	0.00	0.00
02-2026	CAPITAL OUTLAY	0.00	8,079.22	133.32 %	505.00	6,060.00	(2,019.22)	18,500.00	26,994.84
02-2027	GAS & OIL	1,150.25	5,052.93	38.87 %	1,083.00	13,000.00	7,947.07	4,475.68	11,512.35
02-2028	SNOW REMOVAL	0.00	734.51	0.00 %	0.00	0.00	(734.51)	1,828.51	2,869.49
02-2029	SAND & GRAVEL	0.00	5,322.54	53.23 %	833.00	10,000.00	4,677.46	2,117.15	3,617.00
02-2030	CONC & BLACK TOP	0.00	3,821.33	25.48 %	1,250.00	15,000.00	11,178.67	1,087.50	2,487.59
02-2031	SIGNS	0.00	777.79	0.00 %	0.00	0.00	(777.79)	0.00	0.00
02-2032	PAVEMENT MARK	0.00	0.00	0.00 %	167.00	2,000.00	2,000.00	0.00	839.93
02-2033	FLAGS/FLAR/BAR	0.00	0.00	0.00 %	417.00	5,000.00	5,000.00	511.96	511.96
02-2034	BOND & INTEREST	0.00	0.00	0.00 %	0.00	0.00	0.00	0.00	0.00
02-2035	STREET IMPROVEMENTS	0.00	39,450.00	78.90 %	4,167.00	50,000.00	10,550.00	0.00	2,525.00
02-2070	GRANT EXPENSE	0.00	17,345.61	8.67 %	16,667.00	200,000.00	182,654.39	0.00	0.00
02-2095	CITY SHARE FICA	1,184.82	6,582.81	45.09 %	1,217.00	14,600.00	8,017.19	5,301.02	11,383.19
02-2096	CITY SHARE MEDICARE	277.08	1,539.48	41.61 %	308.00	3,700.00	2,160.52	1,239.84	2,662.40
02-2097	CITY SHARE RETIREMENT	376.18	2,018.56	22.43 %	750.00	9,000.00	6,981.44	1,676.16	3,334.91
02-2098	CITY SHARE ROTH	499.31	2,671.80	106.87 %	208.00	2,500.00	(171.80)	2,374.31	4,906.28

# City of Gibbon

Account	Account Name	Fiscal Year 24 - 25			Budget			Fiscal Year 23 - 24	
		Current	Year To Date	%Used	Current	Total	Remaining	Year To Date	Total
<b>Expense (Continued)</b>									
<b>TOTAL Expense</b>		28,951.91	280,768.20	34.28 %	68,264.00	819,160.00	538,391.80	182,436.63	426,037.42
PROFIT / (LOSS) :		<u>6,354.72</u>	<u>(82,708.43)</u>		<u>(29,752.00)</u>	<u>(357,011.25)</u>	<u>(274,302.82)</u>	<u>(8,437.87)</u>	<u>(5,367.99)</u>
<b>Revenue</b>									
<b>SALES TAX FUND</b>									
03-1004	OTHER INCOME	0.00	0.00	0.00 %	0.00	0.00	0.00	0.00	0.00
03-1005	INTEREST	0.00	0.00	0.00 %	0.00	0.00	0.00	0.00	0.00
03-1013	LOCAL SALES TAX	0.00	0.00	0.00 %	0.00	0.00	0.00	0.00	0.00
03-1023	STATE SALES TAX	0.00	0.00	0.00 %	0.00	0.00	0.00	0.00	0.00
<b>TOTAL Revenue</b>		<u>0.00</u>	<u>0.00</u>	<u>0.00 %</u>	<u>0.00</u>	<u>0.00</u>	<u>0.00</u>	<u>0.00</u>	<u>0.00</u>
<b>Expense</b>									
<b>SALES TAX FUND</b>									
03-2024	TRANSFER	0.00	0.00	0.00 %	0.00	0.00	0.00	0.00	0.00
03-2026	CAPITAL OUTLAY	0.00	0.00	0.00 %	0.00	0.00	0.00	0.00	0.00
03-2036	SALES TAX PD TO ST	0.00	0.00	0.00 %	0.00	0.00	0.00	0.00	0.00
03-2037	TAX RELIEF-CEM	0.00	0.00	0.00 %	0.00	0.00	0.00	0.00	0.00
03-2038	FUTURE CAPITAL	0.00	0.00	0.00 %	0.00	0.00	0.00	0.00	0.00
03-2049	EQUIPMENT PARK	0.00	0.00	0.00 %	0.00	0.00	0.00	0.00	0.00
03-2091	EQUIPMENT GENERAL	0.00	0.00	0.00 %	0.00	0.00	0.00	0.00	0.00
<b>TOTAL Expense</b>		<u>0.00</u>	<u>0.00</u>	<u>0.00 %</u>	<u>0.00</u>	<u>0.00</u>	<u>0.00</u>	<u>0.00</u>	<u>0.00</u>
PROFIT / (LOSS) :		<u>0.00</u>	<u>0.00</u>		<u>0.00</u>	<u>0.00</u>	<u>0.00</u>	<u>0.00</u>	<u>0.00</u>



# City of Gibbon

Account	Account Name	Fiscal Year 24 - 25			Budget			Fiscal Year 23 - 24	
		Current	Year To Date	%Used	Current	Total	Remaining	Year To Date	Total
<b>Revenue</b>									
CEMETERY FUND									
04-1001	PROPERTY TAX	0.00	0.00	0.00 %	0.00	0.00	0.00	0.00	0.00
04-1004	OTHER INCOME	50.00	615.00	123.00 %	42.00	500.00	(115.00)	240.00	429.61
04-1005	INTEREST	82.24	408.84	408.84 %	8.00	100.00	(308.84)	0.00	1,343.34
04-1006	NPPD	0.00	0.00	0.00 %	0.00	0.00	0.00	0.00	0.00
04-1007	TRANSFER	8,668.29	43,341.45	41.67 %	8,668.00	104,019.42	60,677.97	43,568.05	107,134.69
04-1008	DONATIONS	0.00	0.00	0.00 %	8.00	100.00	100.00	0.00	500.00
04-1013	LOCAL SALES TAX	0.00	0.00	0.00 %	0.00	0.00	0.00	0.00	0.00
04-1024	GRAVE OPENING	200.00	4,150.00	55.33 %	625.00	7,500.00	3,350.00	2,000.00	7,750.00
04-1025	CEMETERY LOTS	5.00	5.00	0.07 %	625.00	7,500.00	7,495.00	6,710.00	15,930.00
04-1050	COLMBARIUM RECEIPTS	50.00	50.00	0.00 %	0.00	0.00	(50.00)	0.00	0.00
04-1051	MUNICIPAL EQUAL FUND	0.00	0.00	0.00 %	0.00	0.00	0.00	0.00	0.00
04-1055	RECLAIMED LOT SALES	0.00	0.00	0.00 %	0.00	0.00	0.00	0.00	0.00
04-1062	PERPETUAL CARE	300.00	900.00	25.71 %	292.00	3,500.00	2,600.00	600.00	3,150.00
<b>TOTAL Revenue</b>		<b>9,355.53</b>	<b>49,470.29</b>	<b>40.15 %</b>	<b>10,268.00</b>	<b>123,219.42</b>	<b>73,749.13</b>	<b>53,118.05</b>	<b>136,237.64</b>
<b>Expense</b>									
CEMETERY FUND									
04-2001	SALARIES	3,009.80	21,998.71	27.50 %	6,667.00	80,000.00	58,001.29	14,440.09	60,754.12
04-2002	EMPLOYEE INSURANCE	115.78	7,948.59	40.35 %	1,642.00	19,700.00	11,751.41	3,903.32	13,780.63
04-2003	EMPLOYEE IRS SIMPLE	0.00	0.00	0.00 %	0.00	0.00	0.00	0.00	0.00
04-2004	SUPPLIES	234.78	1,231.64	35.19 %	292.00	3,500.00	2,268.36	1,477.88	9,235.97
04-2005	REPAIR & MAINTENANCE	605.07	2,096.63	59.90 %	292.00	3,500.00	1,403.37	3,006.48	15,923.65
04-2006	UTILITIES-ELECTRIC	87.73	813.28	51.64 %	131.00	1,575.00	761.72	730.40	1,879.44
04-2008	TELEPHONE	113.04	565.16	29.36 %	160.00	1,925.00	1,359.84	606.95	1,971.19
04-2010	INSURANCE	0.00	1,300.55	21.68 %	500.00	6,000.00	4,699.45	0.00	5,312.57
04-2012	MISCELLANEOUS	300.00	1,271.23	63.56 %	167.00	2,000.00	728.77	1,102.93	2,008.10
04-2026	CAPITAL OUTLAY	0.00	10,815.27	72.10 %	1,250.00	15,000.00	4,184.73	0.00	1,000.00
04-2027	GAS & OIL	151.78	1,356.82	27.14 %	417.00	5,000.00	3,643.18	1,281.34	4,846.93
04-2038	FUTURE CAPITAL	0.00	0.00	0.00 %	0.00	0.00	0.00	0.00	0.00
04-2095	CITY SHARE FICA	186.62	1,363.95	26.23 %	433.00	5,200.00	3,836.05	895.25	3,766.72
04-2096	CITY SHARE MEDICARE	43.65	318.95	29.00 %	92.00	1,100.00	781.05	209.41	880.94
04-2097	CITY SHARE RETIREMENT	90.30	501.93	30.42 %	138.00	1,650.00	1,148.07	339.66	981.58
04-2098	CITY SHARE ROTH	60.19	334.62	29.10 %	96.00	1,150.00	815.38	226.44	654.43
<b>TOTAL Expense</b>		<b>4,998.74</b>	<b>51,917.33</b>	<b>35.25 %</b>	<b>12,277.00</b>	<b>147,300.00</b>	<b>95,382.67</b>	<b>28,220.15</b>	<b>122,996.27</b>
<b>PROFIT / (LOSS) :</b>		<b>4,356.79</b>	<b>(2,447.04)</b>		<b>(2,009.00)</b>	<b>(24,080.58)</b>	<b>(21,633.54)</b>	<b>24,897.90</b>	<b>13,241.37</b>

# City of Gibbon

Account	Account Name	Fiscal Year 24 - 25			Budget			Fiscal Year 23 - 24	
		Current	Year To Date	%Used	Current	Total	Remaining	Year To Date	Total
<b>Revenue</b>									
<b>POLICE FUND</b>									
05-1001	PROPERTY TAX	0.00	0.00	0.00 %	0.00	0.00	0.00	0.00	0.00
05-1002	CONSUMERS 5%	0.00	0.00	0.00 %	0.00	0.00	0.00	0.00	0.00
05-1004	OTHER INCOME	0.00	0.00	0.00 %	0.00	0.00	0.00	0.00	336.08
05-1005	INTEREST	0.00	0.00	0.00 %	0.00	0.00	0.00	0.00	0.00
05-1006	NPPD	0.00	0.00	0.00 %	0.00	0.00	0.00	0.00	0.00
05-1007	TRANSFER	21,015.63	105,078.15	41.67 %	21,016.00	252,187.56	147,109.41	99,496.80	197,889.96
05-1010	STATE AID	0.00	0.00	0.00 %	0.00	0.00	0.00	0.00	0.00
05-1013	LOCAL SALES TAX	0.00	0.00	0.00 %	0.00	0.00	0.00	0.00	0.00
05-1014	PRO RATE	0.00	0.00	0.00 %	0.00	0.00	0.00	0.00	0.00
05-1051	MUNICIPAL EQUAL FUND	0.00	0.00	0.00 %	0.00	0.00	0.00	0.00	0.00
<b>TOTAL Revenue</b>		<b>21,015.63</b>	<b>105,078.15</b>	<b>41.67 %</b>	<b>21,016.00</b>	<b>252,187.56</b>	<b>147,109.41</b>	<b>99,496.80</b>	<b>198,226.04</b>

<b>Expense</b>									
<b>POLICE FUND</b>									
05-2001	SALARIES	0.00	0.00	0.00 %	0.00	0.00	0.00	0.00	0.00
05-2004	SUPPLIES	0.00	471.23	0.00 %	0.00	0.00	(471.23)	19,624.36	19,624.36
05-2005	REPAIR & MAINTENANCE	0.00	0.00	0.00 %	0.00	0.00	0.00	5.33	5.33
05-2006	UTILITIES-ELECTRIC	54.54	256.55	36.65 %	58.00	700.00	443.45	260.42	690.72
05-2007	UTILITIES-SOURCE GAS	0.00	784.03	43.56 %	150.00	1,800.00	1,015.97	498.90	1,179.31
05-2008	TELEPHONE	53.90	269.32	33.66 %	67.00	800.00	530.68	268.32	643.35
05-2010	INSURANCE	0.00	0.00	0.00 %	0.00	0.00	0.00	0.00	0.00
05-2013	OFFICE SUPPLIES	0.00	0.00	0.00 %	0.00	0.00	0.00	400.59	400.59
05-2022	TRAVEL & CONF. MILE	0.00	0.00	0.00 %	0.00	0.00	0.00	0.00	0.00
05-2024	TRANSFER	0.00	0.00	0.00 %	0.00	0.00	0.00	0.00	0.00
05-2026	CAPITAL OUTLAY	0.00	0.00	0.00 %	0.00	0.00	0.00	0.00	0.00
05-2027	GAS & OIL	0.00	0.00	0.00 %	0.00	0.00	0.00	0.00	0.00
05-2038	FUTURE CAPITAL	0.00	0.00	0.00 %	0.00	0.00	0.00	0.00	0.00
05-2041	DOG EXPENSE	0.00	0.00	0.00 %	0.00	0.00	0.00	0.00	0.00
05-2042	CLEANING	0.00	0.00	0.00 %	0.00	0.00	0.00	0.00	0.00
05-2043	DUES & CONV	0.00	0.00	0.00 %	0.00	0.00	0.00	0.00	0.00
05-2044	SHERIFF ALLOWANCE	41,481.26	141,835.60	56.99 %	20,741.00	248,887.56	107,051.96	77,560.58	175,682.38
05-2090	N CASH RESERVE	0.00	0.00	0.00 %	0.00	0.00	0.00	0.00	0.00
05-2095	CITY SHARE FICA	0.00	0.00	0.00 %	0.00	0.00	0.00	0.00	0.00
05-2096	CITY SHARE MEDICARE	0.00	0.00	0.00 %	0.00	0.00	0.00	0.00	0.00
05-2098	CITY SHARE ROTH	0.00	0.00	0.00 %	0.00	0.00	0.00	0.00	0.00
<b>TOTAL Expense</b>		<b>41,589.70</b>	<b>143,616.73</b>	<b>56.95 %</b>	<b>21,016.00</b>	<b>252,187.56</b>	<b>108,570.83</b>	<b>98,618.50</b>	<b>198,226.04</b>

PROFIT / (LOSS) :

	<b>(20,574.07)</b>	<b>(38,538.58)</b>		<b>0.00</b>	<b>0.00</b>	<b>38,538.58</b>		<b>878.30</b>	<b>0.00</b>

# City of Gibbon

Account	Account Name	Fiscal Year 24 - 25			Budget			Fiscal Year 23 - 24	
		Current	Year To Date	%Used	Current	Total	Remaining	Year To Date	Total
<b>Revenue</b>									
POOL FUND									
06-1001	PROPERTY TAX	0.00	0.00	0.00 %	0.00	0.00	0.00	0.00	0.00
06-1002	CONSUMERS 5%	0.00	0.00	0.00 %	0.00	0.00	0.00	0.00	0.00
06-1004	OTHER INCOME	0.00	0.00	0.00 %	42.00	500.00	500.00	0.00	9,707.80
06-1005	INTEREST	0.00	0.00	0.00 %	0.00	0.00	0.00	0.00	0.00
06-1006	NPPD	0.00	0.00	0.00 %	0.00	0.00	0.00	0.00	0.00
06-1007	TRANSFER	12,633.33	63,166.65	41.67 %	12,633.00	151,600.00	88,433.35	57,104.15	118,447.46
06-1010	STATE AID	0.00	0.00	0.00 %	0.00	0.00	0.00	0.00	0.00
06-1013	LOCAL SALES TAX	0.00	0.00	0.00 %	0.00	0.00	0.00	0.00	0.00
06-1014	PRO RATE	0.00	0.00	0.00 %	0.00	0.00	0.00	0.00	0.00
06-1019	POOL RECEIPTS	0.00	205.60	1.58 %	1,083.00	13,000.00	12,794.40	125.23	21,729.67
06-1051	MUNICIPAL EQUAL FUND	0.00	0.00	0.00 %	0.00	0.00	0.00	0.00	0.00
06-1057	POOL BONDS	0.00	0.00	0.00 %	0.00	0.00	0.00	0.00	0.00
<b>TOTAL Revenue</b>		<b>12,633.33</b>	<b>63,372.25</b>	<b>38.38 %</b>	<b>13,758.00</b>	<b>165,100.00</b>	<b>101,727.75</b>	<b>57,229.38</b>	<b>149,884.93</b>
<b>Expense</b>									
POOL FUND									
06-2001	SALARIES	205.74	1,120.82	1.67 %	5,583.00	67,000.00	65,879.18	1,347.74	53,769.26
06-2002	EMPLOYEE INSURANCE	8.26	567.71	7.19 %	658.00	7,900.00	7,332.29	390.32	2,943.84
06-2003	EMPLOYEE IRS SIMPLE	0.00	0.00	0.00 %	0.00	0.00	0.00	0.00	0.00
06-2004	SUPPLIES	9.40	69.53	1.74 %	333.00	4,000.00	3,930.47	60.41	2,253.94
06-2005	REPAIR & MAINTENANCE	0.00	0.00	0.00 %	333.00	4,000.00	4,000.00	978.50	9,562.99
06-2006	UTILITIES-ELECTRIC	47.37	359.26	6.53 %	458.00	5,500.00	5,140.74	275.51	5,932.77
06-2007	UTILITIES-SOURCE GAS	0.00	232.97	46.59 %	42.00	500.00	267.03	201.82	538.24
06-2008	TELEPHONE	0.00	0.00	0.00 %	75.00	900.00	900.00	0.00	452.62
06-2010	INSURANCE	0.00	324.87	1.97 %	1,375.00	16,500.00	16,175.13	0.00	12,282.77
06-2012	MISCELLANEOUS	0.00	471.23	31.42 %	125.00	1,500.00	1,028.77	440.59	2,395.33
06-2024	TRANSFER	0.00	0.00	0.00 %	0.00	0.00	0.00	0.00	0.00
06-2026	CAPITAL OUTLAY	0.00	4,925.00	12.31 %	3,333.00	40,000.00	35,075.00	0.00	27,025.00
06-2045	MERCHANDISE FOR RESALE	0.00	0.00	0.00 %	0.00	0.00	0.00	0.00	2,148.81
06-2046	CHEMICALS	0.00	0.00	0.00 %	1,000.00	12,000.00	12,000.00	0.00	23,425.93
06-2048	POOL PROJECT	0.00	0.00	0.00 %	0.00	0.00	0.00	0.00	0.00
06-2090	N CASH RESERVE	0.00	0.00	0.00 %	0.00	0.00	0.00	0.00	0.00
06-2095	CITY SHARE FICA	12.77	69.55	1.72 %	338.00	4,050.00	3,980.45	83.56	3,489.05
06-2096	CITY SHARE MEDICARE	2.97	16.20	1.30 %	104.00	1,250.00	1,233.80	19.56	3,321.37
06-2097	CITY SHARE RETIREMENT	6.18	33.65	0.00 %	0.00	0.00	(33.65)	33.62	200.51
06-2098	CITY SHARE ROTH	4.11	22.39	0.00 %	0.00	0.00	(22.39)	22.44	142.50
<b>TOTAL Expense</b>		<b>296.80</b>	<b>8,213.18</b>	<b>4.97 %</b>	<b>13,757.00</b>	<b>165,100.00</b>	<b>156,886.82</b>	<b>3,854.07</b>	<b>149,884.93</b>
<b>PROFIT / (LOSS) :</b>		<b>12,336.53</b>	<b>55,159.07</b>		<b>1.00</b>	<b>0.00</b>	<b>(55,159.07)</b>	<b>53,375.31</b>	<b>0.00</b>

# City of Gibbon

Account	Account Name	Fiscal Year 24 - 25			Budget			Fiscal Year 23 - 24	
		Current	Year To Date	%Used	Current	Total	Remaining	Year To Date	Total
<b>Revenue</b>									
<b>PARK FUND</b>									
07-1001	PROPERTY TAX	0.00	0.00	0.00 %	0.00	0.00	0.00	0.00	0.00
07-1002	CONSUMERS 5%	0.00	0.00	0.00 %	0.00	0.00	0.00	0.00	0.00
07-1004	OTHER INCOME	0.00	0.00	0.00 %	0.00	0.00	0.00	0.00	25,286.43
07-1005	INTEREST	0.00	0.00	0.00 %	0.00	0.00	0.00	0.00	0.00
07-1006	NPPD	0.00	0.00	0.00 %	0.00	0.00	0.00	0.00	0.00
07-1007	TRANSFER	21,050.00	105,250.00	41.67 %	21,050.00	252,600.00	147,350.00	96,687.50	385,989.23
07-1008	DONATIONS	0.00	0.00	0.00 %	0.00	0.00	0.00	0.00	0.00
07-1010	STATE AID	0.00	0.00	0.00 %	0.00	0.00	0.00	0.00	0.00
07-1013	LOCAL SALES TAX	0.00	0.00	0.00 %	0.00	0.00	0.00	0.00	0.00
07-1014	PRO RATE	0.00	0.00	0.00 %	0.00	0.00	0.00	0.00	0.00
07-1028	REIMBURSEMENT	0.00	0.00	0.00 %	0.00	0.00	0.00	0.00	0.00
07-1034	FEDERAL/STATE GRANTS	0.00	0.00	0.00 %	0.00	0.00	0.00	0.00	0.00
07-1051	MUNICIPAL EQUAL FUND	0.00	0.00	0.00 %	0.00	0.00	0.00	0.00	0.00
<b>TOTAL Revenue</b>		<b>21,050.00</b>	<b>105,250.00</b>	<b>41.67 %</b>	<b>21,050.00</b>	<b>252,600.00</b>	<b>147,350.00</b>	<b>96,687.50</b>	<b>411,275.66</b>
<b>Expense</b>									
<b>PARK FUND</b>									
07-2001	SALARIES	3,259.15	17,664.35	15.77 %	9,333.00	112,000.00	94,335.65	9,567.37	101,197.35
07-2002	EMPLOYEE INSURANCE	85.39	5,613.59	15.38 %	3,042.00	36,500.00	30,886.41	3,290.64	23,279.34
07-2003	EMPLOYEE IRS SIMPLE	0.00	0.00	0.00 %	0.00	0.00	0.00	0.00	0.00
07-2004	SUPPLIES	591.19	4,305.64	19.57 %	1,833.00	22,000.00	17,694.36	2,180.82	23,775.86
07-2005	REPAIR & MAINTENANCE	36.00	8,576.81	57.18 %	1,250.00	15,000.00	6,423.19	2,087.07	13,583.47
07-2006	UTILITIES-ELECTRIC	640.03	4,099.46	63.07 %	542.00	6,500.00	2,400.54	2,401.39	5,987.03
07-2008	TELEPHONE	173.37	831.81	41.59 %	167.00	2,000.00	1,168.19	709.87	1,678.14
07-2010	INSURANCE	0.00	802.72	4.22 %	1,583.00	19,000.00	18,197.28	176.81	18,319.79
07-2012	MISCELLANEOUS	600.00	1,115.32	55.77 %	167.00	2,000.00	884.68	378.00	909.68
07-2024	TRANSFER	0.00	0.00	0.00 %	0.00	0.00	0.00	0.00	0.00
07-2026	CAPITAL OUTLAY	0.00	5,610.98	22.44 %	2,083.00	25,000.00	19,389.02	21,300.00	22,623.71
07-2027	GAS & OIL	187.34	1,952.61	21.70 %	750.00	9,000.00	7,047.39	1,569.51	7,488.04
07-2049	EQUIPMENT PARK	0.00	0.00	0.00 %	167.00	2,000.00	2,000.00	400.60	400.60
07-2050	MOWING	0.00	0.00	0.00 %	0.00	0.00	0.00	0.00	0.00
07-2051	GOLF COURSE	0.00	0.00	0.00 %	0.00	0.00	0.00	0.00	0.00
07-2052	BALL DIAMOND IMPROV	0.00	0.00	0.00 %	0.00	0.00	0.00	0.00	0.00
07-2053	PARK IMPROVEMENTS	0.00	0.00	0.00 %	2,083.00	25,000.00	25,000.00	0.00	462.78
07-2054	HERITAGE CENTER	38.21	3,508.42	23.39 %	1,250.00	15,000.00	11,491.58	2,224.37	4,404.12
07-2055	COMMUNITY CENTER	0.00	0.00	0.00 %	0.00	0.00	0.00	0.00	0.00
07-2056	STUMP REMOVAL TREES	5,000.00	5,000.00	250.00 %	167.00	2,000.00	(3,000.00)	1,000.00	1,000.00
07-2057	NEW BALL PARK	0.00	0.00	0.00 %	0.00	0.00	0.00	0.00	0.00
07-2070	GRANT EXPENSE	0.00	6,878.81	34.39 %	1,667.00	20,000.00	13,121.19	0.00	178,419.89
07-2085	Heritage Center & CC Expense	0.00	0.00	0.00 %	0.00	0.00	0.00	0.00	0.00
07-2095	CITY SHARE FICA	202.07	1,095.14	15.64 %	583.00	7,000.00	5,904.86	593.20	4,383.72
07-2096	CITY SHARE MEDICARE	47.26	256.05	15.06 %	142.00	1,700.00	1,443.95	138.73	1,025.18
07-2097	CITY SHARE RETIREMENT	54.49	307.91	12.22 %	210.00	2,520.00	2,212.09	170.51	1,111.14
07-2098	CITY SHARE ROTH	49.42	280.12	14.90 %	157.00	1,880.00	1,599.88	198.02	1,225.82
<b>TOTAL Expense</b>		<b>10,963.92</b>	<b>67,899.74</b>	<b>20.82 %</b>	<b>27,176.00</b>	<b>326,100.00</b>	<b>258,200.26</b>	<b>48,386.91</b>	<b>411,275.66</b>

# City of Gibbon

Account	Account Name	Fiscal Year 24 - 25			Budget			Fiscal Year 23 - 24	
		Current	Year To Date	%Used	Current	Total	Remaining	Year To Date	Total
<b>PROFIT / (LOSS) :</b>		<b>10,086.08</b>	<b>37,350.26</b>		<b>(6,126.00)</b>	<b>(73,500.00)</b>	<b>(110,850.26)</b>	<b>48,300.59</b>	<b>0.00</b>
<b>Revenue</b>									
<b>FIRE FUND</b>									
08-1001	PROPERTY TAX	0.00	0.00	0.00 %	0.00	0.00	0.00	0.00	0.00
08-1002	CONSUMERS 5%	0.00	0.00	0.00 %	0.00	0.00	0.00	0.00	0.00
08-1004	OTHER INCOME	18.00	26,252.77	26.25 %	8,333.00	100,000.00	73,747.23	108.00	39,965.48
08-1005	INTEREST	0.00	0.00	0.00 %	0.00	0.00	0.00	0.00	0.00
08-1006	NPPD	0.00	0.00	0.00 %	0.00	0.00	0.00	0.00	0.00
08-1007	TRANSFER	9,800.00	49,000.00	41.67 %	9,800.00	117,600.00	68,600.00	42,953.70	119,768.59
08-1010	STATE AID	0.00	0.00	0.00 %	0.00	0.00	0.00	0.00	0.00
08-1013	LOCAL SALES TAX	0.00	0.00	0.00 %	0.00	0.00	0.00	0.00	0.00
08-1014	PRO RATE	0.00	0.00	0.00 %	0.00	0.00	0.00	0.00	0.00
08-1030	RURAL FIRE DIST.	616.50	12,700.38	0.00 %	0.00	0.00	(12,700.38)	13,197.00	15,579.50
08-1034	FEDERAL/STATE GRANTS	0.00	0.00	0.00 %	0.00	0.00	0.00	0.00	0.00
08-1037	WARRANTS/LOAN	0.00	0.00	0.00 %	0.00	0.00	0.00	0.00	0.00
08-1048	OCCUPATION TAX	0.00	0.00	0.00 %	0.00	0.00	0.00	0.00	0.00
08-1051	MUNICIPAL EQUAL FUND	0.00	0.00	0.00 %	0.00	0.00	0.00	0.00	0.00
<b>TOTAL Revenue</b>		<b>10,434.50</b>	<b>87,953.15</b>	<b>40.42 %</b>	<b>18,133.00</b>	<b>217,600.00</b>	<b>129,646.85</b>	<b>56,258.70</b>	<b>175,313.57</b>
<b>Expense</b>									
<b>FIRE FUND</b>									
08-2004	SUPPLIES	0.00	1,293.43	25.87 %	417.00	5,000.00	3,706.57	51.00	2,555.36
08-2005	REPAIR & MAINTENANCE	634.05	1,040.65	8.67 %	1,000.00	12,000.00	10,959.35	6,493.60	16,451.89
08-2006	UTILITIES-ELECTRIC	195.21	927.55	30.92 %	250.00	3,000.00	2,072.45	1,136.29	2,733.80
08-2007	UTILITIES-SOURCE GAS	0.00	2,352.08	58.80 %	333.00	4,000.00	1,647.92	2,857.21	5,090.82
08-2008	TELEPHONE	0.00	0.00	0.00 %	0.00	0.00	0.00	0.00	0.00
08-2010	INSURANCE	4,887.00	10,187.16	24.26 %	3,500.00	42,000.00	31,812.84	1,862.00	45,760.17
08-2012	MISCELLANEOUS	9,215.76	21,261.67	063.08 %	167.00	2,000.00	(19,261.67)	400.59	3,551.13
08-2022	TRAVEL & CONF. MILE	0.00	0.00	0.00 %	0.00	0.00	0.00	0.00	0.00
08-2026	CAPITAL OUTLAY	92,100.09	94,425.09	67.45 %	11,667.00	140,000.00	45,574.91	4,909.35	89,570.40
08-2038	FUTURE CAPITAL	0.00	0.00	0.00 %	5,000.00	60,000.00	60,000.00	0.00	0.00
08-2058	ALLOWANCE	800.00	4,000.00	41.67 %	800.00	9,600.00	5,600.00	4,000.00	9,600.00
08-2095	CITY SHARE FICA	0.00	0.00	0.00 %	0.00	0.00	0.00	0.00	0.00
08-2096	CITY SHARE MEDICARE	0.00	0.00	0.00 %	0.00	0.00	0.00	0.00	0.00
<b>TOTAL Expense</b>		<b>107,832.11</b>	<b>135,487.63</b>	<b>48.81 %</b>	<b>23,134.00</b>	<b>277,600.00</b>	<b>142,112.37</b>	<b>21,710.04</b>	<b>175,313.57</b>
<b>PROFIT / (LOSS) :</b>		<b>(97,397.61)</b>	<b>(47,534.48)</b>		<b>(5,001.00)</b>	<b>(60,000.00)</b>	<b>(12,465.52)</b>	<b>34,548.66</b>	<b>0.00</b>

# City of Gibbon

Account	Account Name	Fiscal Year 24 - 25			Budget			Fiscal Year 23 - 24	
		Current	Year To Date	%Used	Current	Total	Remaining	Year To Date	Total
<b>Revenue</b>									
LIBRARY FUND									
09-1001	PROPERTY TAX	0.00	0.00	0.00 %	0.00	0.00	0.00	0.00	0.00
09-1004	OTHER INCOME	34.25	230.26	46.05 %	42.00	500.00	269.74	85.56	236.69
09-1005	INTEREST	0.00	0.00	0.00 %	0.00	0.00	0.00	0.00	0.00
09-1006	NPPD	0.00	0.00	0.00 %	0.00	0.00	0.00	0.00	0.00
09-1007	TRANSFER	12,714.42	63,572.10	41.67 %	12,714.00	152,573.00	89,000.90	56,656.65	128,745.42
09-1013	LOCAL SALES TAX	0.00	0.00	0.00 %	0.00	0.00	0.00	0.00	0.00
09-1031	LIBRARY FEES	0.00	0.00	0.00 %	25.00	300.00	300.00	0.00	0.00
09-1034	FEDERAL/STATE GRANTS	0.00	0.00	0.00 %	0.00	0.00	0.00	0.00	0.00
09-1051	MUNICIPAL EQUAL FUND	0.00	0.00	0.00 %	0.00	0.00	0.00	0.00	0.00
09-1056	LOST BOOK	0.00	0.00	0.00 %	0.00	0.00	0.00	0.00	0.00
<b>TOTAL Revenue</b>		<b>12,748.67</b>	<b>63,802.36</b>	<b>41.60 %</b>	<b>12,781.00</b>	<b>153,373.00</b>	<b>89,570.64</b>	<b>56,742.21</b>	<b>128,982.11</b>
<b>Expense</b>									
LIBRARY FUND									
09-2001	SALARIES	6,775.91	38,346.65	39.65 %	8,060.00	96,723.00	58,376.35	32,099.47	81,981.09
09-2002	EMPLOYEE INSURANCE	0.00	0.00	0.00 %	0.00	0.00	0.00	0.00	0.00
09-2003	EMPLOYEE IRS SIMPLE	0.00	0.00	0.00 %	0.00	0.00	0.00	0.00	0.00
09-2004	SUPPLIES	715.05	1,673.95	27.90 %	500.00	6,000.00	4,326.05	2,133.06	4,977.24
09-2005	REPAIR & MAINTENANCE	217.04	1,403.42	35.09 %	333.00	4,000.00	2,596.58	1,890.81	2,430.80
09-2006	UTILITIES-ELECTRIC	231.73	2,206.43	26.91 %	683.00	8,200.00	5,993.57	1,973.51	5,295.95
09-2010	INSURANCE	0.00	(242.11)	-3.03 %	667.00	8,000.00	8,242.11	0.00	6,629.99
09-2012	MISCELLANEOUS	0.00	806.72	53.78 %	125.00	1,500.00	693.28	776.95	1,542.53
09-2024	TRANSFER	0.00	0.00	0.00 %	0.00	0.00	0.00	0.00	0.00
09-2026	CAPITAL OUTLAY	0.00	0.00	0.00 %	333.00	4,000.00	4,000.00	0.00	2,842.14
09-2038	FUTURE CAPITAL	0.00	0.00	0.00 %	0.00	0.00	0.00	0.00	0.00
09-2060	UPKEEP	56.39	638.68	37.57 %	142.00	1,700.00	1,061.32	179.00	1,410.70
09-2061	BOOKS	1,404.36	6,856.99	43.54 %	1,312.00	15,750.00	8,893.01	4,263.60	11,138.42
09-2062	MAGAZINES	0.00	0.00	0.00 %	0.00	0.00	0.00	1,823.86	4,461.60
09-2070	GRANT EXPENSE	0.00	0.00	0.00 %	0.00	0.00	0.00	0.00	0.00
09-2090	N CASH RESERVE	0.00	0.00	0.00 %	0.00	0.00	0.00	0.00	0.00
09-2095	CITY SHARE FICA	420.12	2,377.50	41.17 %	481.00	5,775.00	3,397.50	1,990.18	5,082.92
09-2096	CITY SHARE MEDICARE	98.26	556.04	32.23 %	144.00	1,725.00	1,168.96	465.42	1,188.73
09-2097	CITY SHARE RETIREMENT	0.00	0.00	0.00 %	0.00	0.00	0.00	0.00	0.00
09-2098	CITY SHARE ROTH	0.00	0.00	0.00 %	0.00	0.00	0.00	0.00	0.00
<b>TOTAL Expense</b>		<b>9,918.86</b>	<b>54,624.27</b>	<b>35.62 %</b>	<b>12,780.00</b>	<b>153,373.00</b>	<b>98,748.73</b>	<b>47,595.86</b>	<b>128,982.11</b>
<b>PROFIT / (LOSS) :</b>		<b>2,829.81</b>	<b>9,178.09</b>		<b>1.00</b>	<b>0.00</b>	<b>(9,178.09)</b>	<b>9,146.35</b>	<b>0.00</b>

# City of Gibbon

Account	Account Name	Fiscal Year 24 - 25			Budget			Fiscal Year 23 - 24	
		Current	Year To Date	%Used	Current	Total	Remaining	Year To Date	Total
<b>Revenue</b>									
STREET LIGHTS									
10-1001	PROPERTY TAX	0.00	0.00	0.00 %	0.00	0.00	0.00	0.00	0.00
10-1002	CONSUMERS 5%	0.00	0.00	0.00 %	0.00	0.00	0.00	0.00	0.00
10-1004	OTHER INCOME	0.00	0.00	0.00 %	0.00	0.00	0.00	25.00	50.00
10-1005	INTEREST	0.00	0.00	0.00 %	0.00	0.00	0.00	0.00	0.00
10-1006	NPPD	0.00	0.00	0.00 %	0.00	0.00	0.00	0.00	0.00
10-1007	TRANSFER	4,750.00	23,750.00	41.67 %	4,750.00	57,000.00	33,250.00	23,750.00	25,233.15
10-1010	STATE AID	0.00	0.00	0.00 %	0.00	0.00	0.00	0.00	0.00
<b>TOTAL Revenue</b>		<b>4,750.00</b>	<b>23,750.00</b>	<b>41.67 %</b>	<b>4,750.00</b>	<b>57,000.00</b>	<b>33,250.00</b>	<b>23,775.00</b>	<b>25,283.15</b>
<b>Expense</b>									
STREET LIGHTS									
10-2006	UTILITIES-ELECTRIC	2,387.80	11,561.31	28.90 %	3,333.00	40,000.00	28,438.69	10,376.63	25,283.15
10-2012	MISCELLANEOUS	0.00	0.00	0.00 %	167.00	2,000.00	2,000.00	0.00	0.00
10-2026	CAPITAL OUTLAY	0.00	0.00	0.00 %	1,250.00	15,000.00	15,000.00	0.00	0.00
<b>TOTAL Expense</b>		<b>2,387.80</b>	<b>11,561.31</b>	<b>20.28 %</b>	<b>4,750.00</b>	<b>57,000.00</b>	<b>45,438.69</b>	<b>10,376.63</b>	<b>25,283.15</b>
PROFIT / (LOSS) :		<b>2,362.20</b>	<b>12,188.69</b>		<b>0.00</b>	<b>0.00</b>	<b>(12,188.69)</b>	<b>13,398.37</b>	<b>0.00</b>

# City of Gibbon

Account	Account Name	Fiscal Year 24 - 25			Budget			Fiscal Year 23 - 24	
		Current	Year To Date	%Used	Current	Total	Remaining	Year To Date	Total
<b>Revenue</b>									
HEALTH CENTER									
11-1005	INTEREST	0.00	0.00	0.00 %	0.00	0.00	0.00	0.00	0.00
11-1006	NPPD	0.00	0.00	0.00 %	0.00	0.00	0.00	0.00	0.00
11-1007	TRANSFER	0.00	0.00	0.00 %	0.00	0.00	0.00	0.00	0.00
11-1009	RENT	0.00	0.00	0.00 %	0.00	0.00	0.00	0.00	0.00
<b>TOTAL Revenue</b>		<b>0.00</b>	<b>0.00</b>	<b>0.00 %</b>	<b>0.00</b>	<b>0.00</b>	<b>0.00</b>	<b>0.00</b>	<b>0.00</b>
<b>Expense</b>									
HEALTH CENTER									
11-2004	SUPPLIES	0.00	0.00	0.00 %	0.00	0.00	0.00	0.00	0.00
11-2005	REPAIR & MAINTENANCE	0.00	0.00	0.00 %	0.00	0.00	0.00	0.00	0.00
11-2007	UTILITIES-SOURCE GAS	0.00	0.00	0.00 %	0.00	0.00	0.00	0.00	0.00
11-2010	INSURANCE	0.00	0.00	0.00 %	0.00	0.00	0.00	0.00	0.00
11-2024	TRANSFER	0.00	0.00	0.00 %	0.00	0.00	0.00	0.00	0.00
11-2026	CAPITAL OUTLAY	0.00	0.00	0.00 %	0.00	0.00	0.00	0.00	0.00
11-2093	H CENTER TAXES	0.00	0.00	0.00 %	0.00	0.00	0.00	0.00	0.00
<b>TOTAL Expense</b>		<b>0.00</b>	<b>0.00</b>	<b>0.00 %</b>	<b>0.00</b>	<b>0.00</b>	<b>0.00</b>	<b>0.00</b>	<b>0.00</b>
PROFIT / (LOSS) :		<b>0.00</b>	<b>0.00</b>		<b>0.00</b>	<b>0.00</b>	<b>0.00</b>	<b>0.00</b>	<b>0.00</b>



# City of Gibbon

Account	Account Name	Fiscal Year 24 - 25			Budget			Fiscal Year 23 - 24	
		Current	Year To Date	%Used	Current	Total	Remaining	Year To Date	Total
<b>Revenue</b>									
<b>SEWER FUND</b>									
12-1001	PROPERTY TAX	0.00	0.00	0.00 %	0.00	0.00	0.00	0.00	0.00
12-1004	OTHER INCOME	25.00	1,964.08	0.00 %	0.00	0.00	(1,964.08)	1,716.00	1,716.00
12-1005	INTEREST	557.03	3,041.60	608.32 %	42.00	500.00	(2,541.60)	3,418.38	8,501.31
12-1006	NPPD	0.00	0.00	0.00 %	0.00	0.00	0.00	0.00	0.00
12-1007	TRANSFER	0.00	0.00	0.00 %	10,417.00	125,000.00	125,000.00	125,000.00	125,000.00
12-1032	COLLECTIONS	28,029.46	140,291.30	44.12 %	26,500.00	318,000.00	177,708.70	131,368.50	299,208.85
12-1052	LATE FEES & RECONNECT	390.00	1,725.00	69.00 %	208.00	2,500.00	775.00	1,702.50	4,290.00
12-1054	UTILITY DEPOSITS	0.00	0.00	0.00 %	0.00	0.00	0.00	0.00	0.00
<b>TOTAL Revenue</b>		<b>29,001.49</b>	<b>147,021.98</b>	<b>32.96 %</b>	<b>37,167.00</b>	<b>446,000.00</b>	<b>298,978.02</b>	<b>263,205.38</b>	<b>438,716.16</b>
<b>Expense</b>									
<b>SEWER FUND</b>									
12-2001	SALARIES	6,200.25	36,249.11	38.16 %	7,917.00	95,000.00	58,750.89	31,140.15	73,609.71
12-2002	EMPLOYEE INSURANCE	135.07	14,369.90	36.85 %	3,250.00	39,000.00	24,630.10	6,751.54	18,892.78
12-2003	EMPLOYEE IRS SIMPLE	0.00	0.00	0.00 %	0.00	0.00	0.00	0.00	0.00
12-2004	SUPPLIES	0.00	889.89	44.49 %	167.00	2,000.00	1,110.11	1,969.03	3,392.38
12-2005	REPAIR & MAINTENANCE	2,419.00	9,207.96	30.69 %	2,500.00	30,000.00	20,792.04	1,922.83	25,175.03
12-2006	UTILITIES-ELECTRIC	260.82	1,715.73	18.77 %	762.00	9,143.00	7,427.27	1,816.94	4,991.95
12-2007	UTILITIES-SOURCE GAS	0.00	513.36	59.90 %	71.00	857.00	343.64	551.21	1,021.18
12-2008	TELEPHONE	64.13	320.60	26.72 %	100.00	1,200.00	879.40	352.17	806.62
12-2009	PROFESSIONAL	0.00	3,115.63	0.00 %	0.00	0.00	(3,115.63)	91.00	15,876.63
12-2010	INSURANCE	0.00	1,707.50	19.63 %	725.00	8,700.00	6,992.50	0.00	6,803.55
12-2013	OFFICE SUPPLIES	0.00	0.00	0.00 %	8.00	100.00	100.00	540.47	540.47
12-2015	CHEMICAL & INSECT	0.00	0.00	0.00 %	33.00	400.00	400.00	0.00	0.00
12-2024	TRANSFER	0.00	0.00	0.00 %	4,167.00	50,000.00	50,000.00	175,000.00	175,000.00
12-2025	RE IMPROVEMENTS	0.00	0.00	0.00 %	0.00	0.00	0.00	0.00	0.00
12-2026	CAPITAL OUTLAY	538.10	72,714.33	72.71 %	8,333.00	100,000.00	27,285.67	3,250.00	4,573.71
12-2027	GAS & OIL	237.46	1,249.91	41.66 %	250.00	3,000.00	1,750.09	1,112.14	2,748.88
12-2046	CHEMICALS	0.00	0.00	0.00 %	125.00	1,500.00	1,500.00	0.00	0.00
12-2063	CLEAN SEWER/CULVERTS	0.00	0.00	0.00 %	2,917.00	35,000.00	35,000.00	0.00	19,896.00
12-2064	SEWER LINES	0.00	0.00	0.00 %	0.00	0.00	0.00	0.00	0.00
12-2065	CONSULTING	0.00	0.00	0.00 %	1,667.00	20,000.00	20,000.00	0.00	0.00
12-2066	CONTRACTOR COSTS	0.00	0.00	0.00 %	4,167.00	50,000.00	50,000.00	5,025.00	5,025.00
12-2067	B & 1940 PAYMENT	0.00	0.00	0.00 %	0.00	0.00	0.00	0.00	0.00
12-2095	CITY SHARE FICA	384.44	2,247.59	39.61 %	473.00	5,675.00	3,427.41	1,930.59	4,563.57
12-2096	CITY SHARE MEDICARE	89.88	525.53	39.66 %	110.00	1,325.00	799.47	451.59	1,067.48
12-2097	CITY SHARE RETIREMENT	119.87	581.06	20.60 %	235.00	2,820.00	2,238.94	694.30	1,618.52
12-2098	CITY SHARE ROTH	79.94	387.53	20.61 %	157.00	1,880.00	1,492.47	462.79	1,085.90
<b>TOTAL Expense</b>		<b>10,528.96</b>	<b>145,795.63</b>	<b>31.86 %</b>	<b>38,134.00</b>	<b>457,600.00</b>	<b>311,804.37</b>	<b>233,061.75</b>	<b>366,689.36</b>
<b>PROFIT / (LOSS) :</b>		<b>18,472.53</b>	<b>1,226.35</b>		<b>(967.00)</b>	<b>(11,600.00)</b>	<b>(12,826.35)</b>	<b>30,143.63</b>	<b>72,026.80</b>

# City of Gibbon

Account	Account Name	Fiscal Year 24 - 25			Budget			Fiscal Year 23 - 24	
		Current	Year To Date	%Used	Current	Total	Remaining	Year To Date	Total
<b>Revenue</b>									
GARBAGE FUND									
13-1004	OTHER INCOME	0.00	0.00	0.00 %	0.00	0.00	0.00	0.00	0.00
13-1005	INTEREST	0.00	0.00	0.00 %	0.00	0.00	0.00	0.00	0.00
13-1007	TRANSFER	229.78	1,148.90	41.67 %	230.00	2,757.31	1,608.41	2,563.05	8,355.42
13-1033	RECEIPTS	10,908.00	53,335.00	48.49 %	9,167.00	110,000.00	56,665.00	50,402.00	112,242.50
13-1034	FEDERAL/STATE GRANTS	0.00	0.00	0.00 %	0.00	0.00	0.00	0.00	0.00
13-1035	LANDFILL/GRASS	50.00	250.00	16.67 %	125.00	1,500.00	1,250.00	320.00	3,893.75
<b>TOTAL Revenue</b>		<b>11,187.78</b>	<b>54,733.90</b>	<b>47.90 %</b>	<b>9,522.00</b>	<b>114,257.31</b>	<b>59,523.41</b>	<b>53,285.05</b>	<b>124,491.67</b>
<b>Expense</b>									
GARBAGE FUND									
13-2010	INSURANCE	0.00	0.00	0.00 %	0.00	0.00	0.00	0.00	0.00
13-2068	GARBAGE SERVICE	10,056.50	50,427.83	41.33 %	10,167.00	122,000.00	71,572.17	47,839.20	115,087.40
13-2069	LANDFILL	90.00	4,264.61	53.31 %	667.00	8,000.00	3,735.39	2,494.12	9,404.27
13-2070	GRANT EXPENSE	0.00	0.00	0.00 %	0.00	0.00	0.00	0.00	0.00
<b>TOTAL Expense</b>		<b>10,146.50</b>	<b>54,692.44</b>	<b>42.07 %</b>	<b>10,834.00</b>	<b>130,000.00</b>	<b>75,307.56</b>	<b>50,333.32</b>	<b>124,491.67</b>
<b>PROFIT / (LOSS) :</b>		<b>1,041.28</b>	<b>41.46</b>		<b>(1,312.00)</b>	<b>(15,742.69)</b>	<b>(15,784.15)</b>	<b>2,951.73</b>	<b>0.00</b>

# City of Gibbon

Account	Account Name	Fiscal Year 24 - 25			Budget			Fiscal Year 23 - 24	
		Current	Year To Date	%Used	Current	Total	Remaining	Year To Date	Total
<b>Revenue</b>									
<b>WATER FUND</b>									
14-1001	PROPERTY TAX	0.00	0.00	0.00 %	0.00	0.00	0.00	0.00	0.00
14-1004	OTHER INCOME	0.00	0.00	0.00 %	167.00	2,000.00	2,000.00	0.00	333.65
14-1005	INTEREST	281.70	1,540.00	205.33 %	62.00	750.00	(790.00)	1,185.18	3,024.99
14-1006	NPPD	0.00	0.00	0.00 %	0.00	0.00	0.00	0.00	0.00
14-1007	TRANSFER	0.00	0.00	0.00 %	0.00	0.00	0.00	0.00	0.00
14-1013	LOCAL SALES TAX	0.00	0.00	0.00 %	0.00	0.00	0.00	0.00	0.00
14-1032	COLLECTIONS	30,281.67	156,915.54	38.73 %	33,765.00	405,177.00	248,261.46	147,436.00	351,034.71
14-1034	FEDERAL/STATE GRANTS	0.00	0.00	0.00 %	0.00	0.00	0.00	0.00	0.00
14-1037	WARRANTS/LOAN	0.00	0.00	0.00 %	0.00	0.00	0.00	0.00	0.00
14-1038	HOOKUPS/TAPPING	0.00	0.00	0.00 %	21.00	250.00	250.00	1,274.14	1,274.14
14-1052	LATE FEES & RECONNECT	330.00	1,760.00	39.11 %	375.00	4,500.00	2,740.00	1,717.50	4,445.00
14-1054	UTILITY DEPOSITS	0.00	0.00	0.00 %	0.00	0.00	0.00	0.00	0.00
<b>TOTAL Revenue</b>		<b>30,893.37</b>	<b>160,215.54</b>	<b>38.82 %</b>	<b>34,390.00</b>	<b>412,677.00</b>	<b>252,461.46</b>	<b>151,612.82</b>	<b>360,112.49</b>
<b>Expense</b>									
<b>WATER FUND</b>									
14-2001	SALARIES	9,592.97	54,771.23	40.87 %	11,167.00	134,000.00	79,228.77	41,590.65	92,937.76
14-2002	EMPLOYEE INSURANCE	245.19	21,830.88	37.00 %	4,917.00	59,000.00	37,169.12	11,676.90	28,251.94
14-2003	EMPLOYEE IRS SIMPLE	0.00	0.00	0.00 %	0.00	0.00	0.00	0.00	0.00
14-2004	SUPPLIES	6,982.98	11,317.93	32.34 %	2,917.00	35,000.00	23,682.07	4,428.53	28,806.61
14-2005	REPAIR & MAINTENANCE	3,009.01	10,090.76	20.18 %	4,167.00	50,000.00	39,909.24	23,725.14	66,523.05
14-2006	UTILITIES-ELECTRIC	934.27	9,075.00	28.36 %	2,667.00	32,000.00	22,925.00	9,283.54	26,875.32
14-2007	UTILITIES-SOURCE GAS	0.00	329.40	10.98 %	250.00	3,000.00	2,670.60	341.84	728.85
14-2008	TELEPHONE	80.17	400.80	40.08 %	83.00	1,000.00	599.20	573.23	1,139.96
14-2009	PROFESSIONAL	1,350.00	5,585.63	111.71 %	417.00	5,000.00	(585.63)	911.13	2,083.76
14-2010	INSURANCE	0.00	(75.11)	-0.31 %	2,042.00	24,500.00	24,575.11	0.00	20,483.54
14-2012	MISCELLANEOUS	494.44	1,801.17	180.12 %	83.00	1,000.00	(801.17)	1,507.46	2,256.28
14-2013	OFFICE SUPPLIES	0.00	191.53	38.31 %	42.00	500.00	308.47	400.60	443.44
14-2024	TRANSFER	0.00	0.00	0.00 %	2,583.00	31,000.00	31,000.00	32,000.00	32,000.00
14-2025	RE IMPROVEMENTS	0.00	0.00	0.00 %	0.00	0.00	0.00	0.00	0.00
14-2026	CAPITAL OUTLAY	538.04	6,563.88	8.20 %	6,667.00	80,000.00	73,436.12	10,821.90	11,483.75
14-2027	GAS & OIL	394.09	1,450.77	72.54 %	167.00	2,000.00	549.23	1,142.16	2,892.75
14-2065	CONSULTING	213.99	1,325.74	5.30 %	2,083.00	25,000.00	23,674.26	0.00	543.96
14-2071	EQUIPMENT	0.00	3,700.00	74.00 %	417.00	5,000.00	1,300.00	1,949.94	1,949.94
14-2072	TESTS & CHLORINE	48.00	1,587.60	26.46 %	500.00	6,000.00	4,412.40	1,295.25	4,318.25
14-2073	REFUND	0.00	0.00	0.00 %	0.00	0.00	0.00	0.00	0.00
14-2074	WATER LINES	0.00	0.00	0.00 %	1,250.00	15,000.00	15,000.00	0.00	0.00
14-2075	WELLS	0.00	1,400.00	14.00 %	833.00	10,000.00	8,600.00	0.00	0.00
14-2076	PEOPLE SERVICE	0.00	0.00	0.00 %	0.00	0.00	0.00	0.00	0.00
14-2079	REFUNDS	0.00	0.00	0.00 %	0.00	0.00	0.00	0.00	0.00
14-2095	CITY SHARE FICA	594.77	3,395.82	39.74 %	712.00	8,545.00	5,149.18	2,578.51	5,761.85
14-2096	CITY SHARE MEDICARE	139.08	794.19	40.62 %	163.00	1,955.00	1,160.81	603.11	1,347.67
14-2097	CITY SHARE RETIREMENT	189.38	969.43	26.05 %	310.00	3,722.00	2,752.57	912.71	1,975.07
14-2098	CITY SHARE ROTH	148.08	760.46	25.54 %	248.00	2,978.00	2,217.54	717.31	1,580.66
<b>TOTAL Expense</b>		<b>24,954.46</b>	<b>137,267.11</b>	<b>25.60 %</b>	<b>44,685.00</b>	<b>536,200.00</b>	<b>398,932.89</b>	<b>146,459.91</b>	<b>334,384.41</b>

# City of Gibbon

Account	Account Name	Fiscal Year 24 - 25			Budget			Fiscal Year 23 - 24	
		Current	Year To Date	%Used	Current	Total	Remaining	Year To Date	Total
PROFIT / (LOSS) :		5,938.91	22,948.43		(10,295.00)	(123,523.00)	(146,471.43)	5,152.91	25,728.08

Account	Account Name	Fiscal Year 24 - 25			Budget			Fiscal Year 23 - 24	
		Current	Year To Date	%Used	Current	Total	Remaining	Year To Date	Total
<b>Revenue</b>									
<b>SPECIAL SEWER</b>									
15-1001	PROPERTY TAX	0.00	0.00	0.00 %	0.00	0.00	0.00	0.00	0.00
15-1004	OTHER INCOME	0.00	689,767.50	976.75 %	83.00	1,000.00	(688,767.50)	0.00	103,240.50
15-1005	INTEREST	1,894.30	9,347.20	467.36 %	167.00	2,000.00	(7,347.20)	5,341.37	14,012.88
15-1007	TRANSFER	0.00	0.00	0.00 %	0.00	0.00	0.00	0.00	0.00
15-1026	INT & PRIN INDUSTRIES	3,450.00	20,700.00	50.00 %	3,450.00	41,400.00	20,700.00	20,700.00	44,850.00
15-1028	REIMBURSEMENT	0.00	0.00	0.00 %	0.00	0.00	0.00	0.00	0.00
15-1032	COLLECTIONS	0.00	0.00	0.00 %	4,167.00	50,000.00	50,000.00	50,000.00	50,000.00
15-1034	FEDERAL/STATE GRANTS	0.00	0.00	0.00 %	103,125.00	1,237,500.00	1,237,500.00	0.00	0.00
15-1039	COLLECTIONS-AM FOODS	97,246.00	579,066.00	49.62 %	97,246.00	1,166,952.00	587,886.00	536,178.00	1,201,134.00
15-1040	COLLECTIONS--DARLING	18,218.81	143,106.27	52.54 %	22,700.00	272,400.00	129,293.73	156,864.29	336,312.81
<b>TOTAL Revenue</b>		<b>120,809.11</b>	<b>1,441,986.97</b>	<b>52.03 %</b>	<b>230,938.00</b>	<b>2,771,252.00</b>	<b>1,329,265.03</b>	<b>769,083.66</b>	<b>1,749,550.19</b>
<b>Expense</b>									
<b>SPECIAL SEWER</b>									
15-2001	SALARIES	11,867.73	62,116.18	39.82 %	13,000.00	156,000.00	93,883.82	44,594.09	113,798.73
15-2002	EMPLOYEE INSURANCE	214.81	22,840.63	38.07 %	5,000.00	60,000.00	37,159.37	8,803.89	27,925.67
15-2003	EMPLOYEE IRS SIMPLE	0.00	0.00	0.00 %	0.00	0.00	0.00	0.00	0.00
15-2004	SUPPLIES	1,196.34	9,262.53	30.88 %	2,500.00	30,000.00	20,737.47	9,528.32	25,759.57
15-2005	REPAIR & MAINTENANCE	2,168.83	210,377.46	105.19 %	16,667.00	200,000.00	(10,377.46)	65,868.56	221,246.60
15-2006	UTILITIES-ELECTRIC	17,480.64	104,123.48	27.22 %	31,875.00	382,500.00	278,376.52	104,663.65	236,714.48
15-2007	UTILITIES-SOURCE GAS	0.00	1,100.71	36.69 %	250.00	3,000.00	1,899.29	1,227.05	2,298.84
15-2008	TELEPHONE	298.98	1,517.43	21.68 %	583.00	7,000.00	5,482.57	1,467.19	3,765.94
15-2009	PROFESSIONAL	250.00	6,022.63	120.45 %	417.00	5,000.00	(1,022.63)	6,286.52	12,696.86
15-2010	INSURANCE	0.00	2,042.94	4.86 %	3,500.00	42,000.00	39,957.06	0.00	30,980.32
15-2012	MISCELLANEOUS	0.00	40,226.97	1011.35 %	167.00	2,000.00	(38,226.97)	5,540.49	6,565.53
15-2024	TRANSFER	0.00	0.00	0.00 %	15,950.00	191,400.00	191,400.00	216,000.00	216,000.00
15-2025	RE IMPROVEMENTS	0.00	0.00	0.00 %	0.00	0.00	0.00	0.00	0.00
15-2026	CAPITAL OUTLAY	22,412.90	274,975.65	14.26 %	160,673.00	1,928,080.00	1,653,104.35	11,375.00	152,180.46
15-2027	GAS & OIL	222.85	1,235.32	24.71 %	417.00	5,000.00	3,764.68	2,868.95	4,505.74
15-2065	CONSULTING	0.00	48,858.99	122.15 %	3,333.00	40,000.00	(8,858.99)	47,806.92	120,811.04
15-2076	PEOPLE SERVICE	0.00	0.00	0.00 %	0.00	0.00	0.00	0.00	0.00
15-2077	TESTS	5,902.50	28,675.00	38.23 %	6,250.00	75,000.00	46,325.00	20,845.00	58,650.67
15-2078	LAGOON CLEANING	0.00	0.00	0.00 %	1,667.00	20,000.00	20,000.00	0.00	14,139.62
15-2080	FUTURE CO RESER	0.00	0.00	0.00 %	0.00	0.00	0.00	0.00	0.00
15-2095	CITY SHARE FICA	735.76	3,851.07	37.21 %	862.00	10,350.00	6,498.93	2,765.21	7,056.32
15-2096	CITY SHARE MEDICARE	172.16	901.03	41.91 %	179.00	2,150.00	1,248.97	646.39	1,649.59
15-2097	CITY SHARE RETIREMENT	188.10	956.15	24.84 %	321.00	3,850.00	2,893.85	961.50	2,538.42
15-2098	CITY SHARE ROTH	125.38	637.29	16.55 %	321.00	3,850.00	3,212.71	641.19	1,704.65
<b>TOTAL Expense</b>		<b>63,236.98</b>	<b>819,721.46</b>	<b>25.88 %</b>	<b>263,932.00</b>	<b>3,167,180.00</b>	<b>2,347,458.54</b>	<b>551,889.92</b>	<b>1,260,989.05</b>
<b>PROFIT / (LOSS) :</b>		<b>57,572.13</b>	<b>622,265.51</b>		<b>(32,994.00)</b>	<b>(395,928.00)</b>	<b>(1,018,193.51)</b>	<b>217,193.74</b>	<b>488,561.14</b>

# City of Gibbon

Account	Account Name	Fiscal Year 24 - 25			Budget			Fiscal Year 23 - 24	
		Current	Year To Date	%Used	Current	Total	Remaining	Year To Date	Total
<b>Revenue</b>									
<b>BOND &amp; INTEREST</b>									
16-1001	PROPERTY TAX	3,587.36	22,765.39	0.00 %	0.00	0.00	(22,765.39)	25,510.28	200,788.33
16-1002	CONSUMERS 5%	0.00	0.00	0.00 %	0.00	0.00	0.00	0.00	14,381.53
16-1004	OTHER INCOME	0.00	0.00	0.00 %	0.00	0.00	0.00	0.00	0.00
16-1005	INTEREST	0.00	0.00	0.00 %	0.00	0.00	0.00	0.00	0.00
16-1007	TRANSFER	15,142.59	75,712.95	33.65 %	18,751.00	225,011.05	149,298.10	285,024.35	336,858.44
16-1012	MOTOR VEHICLE TAX	0.00	0.00	0.00 %	0.00	0.00	0.00	0.00	0.00
16-1014	PRO RATE	0.00	0.00	0.00 %	0.00	0.00	0.00	173.10	173.10
16-1016	STREET ASSESSMENT	0.00	0.00	0.00 %	3,333.00	40,000.00	40,000.00	28,501.65	33,774.56
16-1041	PAVING ASSESSMENT	0.00	0.00	0.00 %	0.00	0.00	0.00	0.00	0.00
16-1043	SEWER	0.00	0.00	0.00 %	0.00	0.00	0.00	0.00	0.00
16-1044	STREET PROJECT	0.00	0.00	0.00 %	0.00	0.00	0.00	0.00	0.00
16-1045	BOND PROCEEDS	0.00	0.00	0.00 %	0.00	0.00	0.00	0.00	0.00
16-1046	LOAN PAYMENTS CITY	0.00	0.00	0.00 %	0.00	0.00	0.00	0.00	0.00
16-1047	TRANSFER INDUSTRIES	0.00	0.00	0.00 %	3,450.00	41,400.00	41,400.00	0.00	0.00
16-1057	POOL BONDS	0.00	0.00	0.00 %	0.00	0.00	0.00	0.00	0.00
<b>TOTAL Revenue</b>		<b>18,729.95</b>	<b>98,478.34</b>	<b>32.14 %</b>	<b>25,534.00</b>	<b>306,411.05</b>	<b>207,932.71</b>	<b>339,209.38</b>	<b>585,975.96</b>
<b>Expense</b>									
<b>BOND &amp; INTEREST</b>									
16-2079	REFUNDS	0.00	0.00	0.00 %	5,833.00	70,000.00	70,000.00	0.00	0.00
16-2081	BOND INTEREST	60,915.00	257,820.00	50.31 %	42,708.00	512,496.25	254,676.25	187,912.50	441,191.67
16-2087	WATER PROJECT	0.00	0.00	0.00 %	0.00	0.00	0.00	0.00	0.00
16-2088	OTHER COSTS-AMERITUS	400.00	1,200.00	16.00 %	625.00	7,500.00	6,300.00	1,000.00	2,000.00
16-2089	FUTURE BONDS	0.00	0.00	0.00 %	0.00	0.00	0.00	0.00	0.00
16-2092	POOL PROJECT	0.00	0.00	0.00 %	0.00	0.00	0.00	0.00	0.00
16-2094	SRF LOAN	0.00	0.00	0.00 %	0.00	0.00	0.00	0.00	0.00
<b>TOTAL Expense</b>		<b>61,315.00</b>	<b>259,020.00</b>	<b>43.90 %</b>	<b>49,166.00</b>	<b>589,996.25</b>	<b>330,976.25</b>	<b>188,912.50</b>	<b>443,191.67</b>
<b>PROFIT / (LOSS) :</b>		<b>(42,585.05)</b>	<b>(160,541.66)</b>		<b>(23,632.00)</b>	<b>(283,585.20)</b>	<b>(123,043.54)</b>	<b>150,296.88</b>	<b>142,784.29</b>

# City of Gibbon

Account	Account Name	Fiscal Year 24 - 25			Budget			Fiscal Year 23 - 24	
		Current	Year To Date	%Used	Current	Total	Remaining	Year To Date	Total
<b>Revenue</b>									
RE IMPROVEMENT FUND									
17-1004	OTHER INCOME	0.00	0.00	0.00 %	0.00	0.00	0.00	0.00	104,036.00
17-1005	INTEREST	226.74	1,199.20	0.00 %	0.00	0.00	(1,199.20)	1,474.38	3,644.52
17-1007	TRANSFER	1,145.83	5,729.15	41.67 %	1,146.00	13,750.00	8,020.85	358,700.00	282,258.95
17-1010	STATE AID	0.00	0.00	0.00 %	0.00	0.00	0.00	0.00	0.00
17-1013	LOCAL SALES TAX	0.00	0.00	0.00 %	0.00	0.00	0.00	0.00	0.00
17-1034	FEDERAL/STATE GRANTS	0.00	75,000.00	0.00 %	0.00	0.00	(75,000.00)	0.00	0.00
17-1045	BOND PROCEEDS	0.00	0.00	0.00 %	0.00	0.00	0.00	492,150.00	492,150.00
17-1051	MUNICIPAL EQUAL FUND	0.00	0.00	0.00 %	0.00	0.00	0.00	0.00	0.00
<b>TOTAL Revenue</b>		<b>1,372.57</b>	<b>81,928.35</b>	<b>595.84 %</b>	<b>1,146.00</b>	<b>13,750.00</b>	<b>(68,178.35)</b>	<b>852,324.38</b>	<b>882,089.47</b>
<b>Expense</b>									
RE IMPROVEMENT FUND									
17-2009	PROFESSIONAL	0.00	0.00	0.00 %	0.00	0.00	0.00	336.68	336.68
17-2024	TRANSFER	0.00	0.00	0.00 %	0.00	0.00	0.00	136,691.25	136,691.25
17-2025	RE IMPROVEMENTS	6,782.00	6,782.00	3.02 %	18,731.00	224,770.00	217,988.00	100,137.85	381,591.26
17-2026	CAPITAL OUTLAY	9,908.25	16,328.25	40.82 %	3,333.00	40,000.00	23,671.75	144,229.90	522,307.46
17-2070	GRANT EXPENSE	0.00	0.00	0.00 %	0.00	0.00	0.00	0.00	0.00
<b>TOTAL Expense</b>		<b>16,690.25</b>	<b>23,110.25</b>	<b>8.73 %</b>	<b>22,064.00</b>	<b>264,770.00</b>	<b>241,659.75</b>	<b>381,395.68</b>	<b>1,040,926.65</b>
PROFIT / (LOSS) :		<b>(15,317.68)</b>	<b>58,818.10</b>		<b>(20,918.00)</b>	<b>(251,020.00)</b>	<b>(309,838.10)</b>	<b>470,928.70</b>	<b>(158,837.18)</b>

# City of Gibbon

Account	Account Name	Fiscal Year 24 - 25			Budget			Fiscal Year 23 - 24	
		Current	Year To Date	%Used	Current	Total	Remaining	Year To Date	Total
<b>Revenue</b>									
Golf Course									
18-1001	PROPERTY TAX	0.00	0.00	0.00 %	0.00	0.00	0.00	0.00	0.00
18-1002	CONSUMERS 5%	0.00	0.00	0.00 %	0.00	0.00	0.00	0.00	0.00
18-1004	OTHER INCOME	450.24	1,716.08	3.81 %	3,750.00	45,000.00	43,283.92	1,159.24	48,737.26
18-1005	INTEREST	0.00	0.00	0.00 %	0.00	0.00	0.00	0.00	0.00
18-1006	NPPD	0.00	0.00	0.00 %	0.00	0.00	0.00	0.00	0.00
18-1007	TRANSFER	13,025.00	65,125.00	41.67 %	13,025.00	156,300.00	91,175.00	58,375.00	45,414.76
18-1008	DONATIONS	0.00	0.00	0.00 %	0.00	0.00	0.00	0.00	0.00
18-1009	RENT	0.00	0.00	0.00 %	0.00	0.00	0.00	0.00	0.00
18-1010	STATE AID	0.00	0.00	0.00 %	0.00	0.00	0.00	0.00	0.00
18-1013	LOCAL SALES TAX	0.00	0.00	0.00 %	0.00	0.00	0.00	0.00	0.00
18-1014	PRO RATE	0.00	0.00	0.00 %	0.00	0.00	0.00	0.00	0.00
18-1017	STREET ASSESSMENT PRICIPAL	0.00	2.37	0.00 %	0.00	0.00	(2.37)	0.00	1,168.34
18-1032	COLLECTIONS	0.00	0.00	0.00 %	0.00	0.00	0.00	0.00	0.00
18-1051	MUNICIPAL EQUAL FUND	0.00	0.00	0.00 %	0.00	0.00	0.00	0.00	0.00
18-1052	LATE FEES & RECONNECT	0.00	0.00	0.00 %	0.00	0.00	0.00	0.00	0.00
18-1058	Golf Liquor	0.00	695.50	1.66 %	3,500.00	42,000.00	41,304.50	421.80	50,584.56
18-1059	Golf Food	0.00	305.15	2.03 %	1,250.00	15,000.00	14,694.85	267.38	17,650.85
18-1060	Golf Green Fee	0.00	1,517.89	3.79 %	3,333.00	40,000.00	38,482.11	987.68	64,995.62
18-1061	Golf Cart Fee	250.00	1,054.75	2.64 %	3,333.00	40,000.00	38,945.25	340.30	43,236.41
<b>TOTAL Revenue</b>		<b>13,725.24</b>	<b>70,416.74</b>	<b>20.81 %</b>	<b>28,191.00</b>	<b>338,300.00</b>	<b>267,883.26</b>	<b>61,551.40</b>	<b>271,787.80</b>

<b>Expense</b>									
Golf Course									
18-2001	SALARIES	0.00	2,498.88	3.73 %	5,583.00	67,000.00	64,501.12	1,088.02	40,256.13
18-2002	EMPLOYEE INSURANCE	0.00	0.00	0.00 %	0.00	0.00	0.00	0.00	0.00
18-2003	EMPLOYEE IRS SIMPLE	0.00	0.00	0.00 %	0.00	0.00	0.00	0.00	0.00
18-2004	SUPPLIES	0.00	13,638.28	55.67 %	2,042.00	24,500.00	10,861.72	7,799.55	12,331.34
18-2005	REPAIR & MAINTENANCE	54.97	7,374.56	49.16 %	1,250.00	15,000.00	7,625.44	1,091.85	8,677.38
18-2006	UTILITIES-ELECTRIC	997.08	6,143.41	43.88 %	1,167.00	14,000.00	7,856.59	5,450.67	11,944.17
18-2007	UTILITIES-SOURCE GAS	0.00	0.00	0.00 %	83.00	1,000.00	1,000.00	0.00	0.00
18-2008	TELEPHONE	112.65	407.85	20.39 %	167.00	2,000.00	1,592.15	597.32	1,559.10
18-2009	PROFESSIONAL	125.00	46,076.23	46.08 %	8,333.00	100,000.00	53,923.77	23,318.29	92,327.29
18-2010	INSURANCE	0.00	785.45	6.55 %	1,000.00	12,000.00	11,214.55	296.00	8,827.45
18-2011	PRINTING & PUBLICATION	13.39	13.39	1.34 %	83.00	1,000.00	986.61	27.96	302.96
18-2012	MISCELLANEOUS	138.00	892.43	17.85 %	417.00	5,000.00	4,107.57	149.85	10,731.67
18-2013	OFFICE SUPPLIES	0.00	0.00	0.00 %	0.00	0.00	0.00	400.60	517.49
18-2015	CHEMICAL & INSECT	105.00	525.00	35.00 %	125.00	1,500.00	975.00	525.00	1,260.00
18-2016	MISC. SUPPLIES	119.09	440.39	0.00 %	0.00	0.00	(440.39)	328.09	1,085.98
18-2021	LABOR & MACHINE	0.00	0.00	0.00 %	0.00	0.00	0.00	0.00	0.00
18-2022	TRAVEL & CONF. MILE	0.00	0.00	0.00 %	0.00	0.00	0.00	0.00	111.56
18-2023	OFFICE EQUIPMENT	0.00	0.00	0.00 %	0.00	0.00	0.00	0.00	400.03
18-2024	TRANSFER	0.00	0.00	0.00 %	0.00	0.00	0.00	0.00	0.00
18-2025	RE IMPROVEMENTS	0.00	0.00	0.00 %	0.00	0.00	0.00	0.00	0.00
18-2026	CAPITAL OUTLAY	0.00	4,180.83	9.29 %	3,750.00	45,000.00	40,819.17	16,461.66	34,623.32
18-2027	GAS & OIL	0.00	1,064.09	17.73 %	500.00	6,000.00	4,935.91	723.34	5,442.21
18-2045	MERCHANDISE FOR RESALE	0.00	0.00	0.00 %	83.00	1,000.00	1,000.00	0.00	530.19
18-2083	Liquor Purchased	0.00	(2,896.84)	-11.59 %	2,083.00	25,000.00	27,896.84	407.10	21,700.65



# City of Gibbon

Account	Account Name	Fiscal Year 24 - 25			Budget			Fiscal Year 23 - 24	
		Current	Year To Date	%Used	Current	Total	Remaining	Year To Date	Total
<b>Expense (Continued)</b>									
Golf Course									
18-2084	FOOD PURCHASE	0.00	664.65	5.11 %	1,083.00	13,000.00	12,335.35	529.27	15,946.25
18-2095	CITY SHARE FICA	0.00	167.78	4.20 %	333.00	3,995.00	3,827.22	67.45	2,603.67
18-2096	CITY SHARE MEDICARE	0.00	39.24	3.01 %	109.00	1,305.00	1,265.76	15.78	608.96
18-2097	CITY SHARE RETIREMENT	0.00	0.00	0.00 %	0.00	0.00	0.00	0.00	0.00
18-2098	CITY SHARE ROTH	0.00	0.00	0.00 %	0.00	0.00	0.00	0.00	0.00
<b>TOTAL Expense</b>		<b>1,665.18</b>	<b>82,015.62</b>	<b>24.24 %</b>	<b>28,191.00</b>	<b>338,300.00</b>	<b>256,284.38</b>	<b>59,277.80</b>	<b>271,787.80</b>
PROFIT / (LOSS) :		<b>12,060.06</b>	<b>(11,598.88)</b>		<b>0.00</b>	<b>0.00</b>	<b>11,598.88</b>	<b>2,273.60</b>	<b>0.00</b>
<b>Revenue</b>									
TIF									
19-1001	PROPERTY TAX	0.00	0.00	0.00 %	0.00	0.00	0.00	22,427.36	53,068.38
19-1005	INTEREST	11.51	64.17	213.90 %	2.00	30.00	(34.17)	51.24	120.35
19-1071	TIF RECEIPTS	0.00	0.00	0.00 %	4,833.00	58,000.00	58,000.00	0.00	0.00
<b>TOTAL Revenue</b>		<b>11.51</b>	<b>64.17</b>	<b>0.11 %</b>	<b>4,835.00</b>	<b>58,030.00</b>	<b>57,965.83</b>	<b>22,478.60</b>	<b>53,188.73</b>
<b>Expense</b>									
TIF									
19-2012	MISCELLANEOUS	0.00	0.00	0.00 %	0.00	0.00	0.00	17,002.83	17,002.83
19-2026	CAPITAL OUTLAY	0.00	0.00	0.00 %	2,374.00	28,489.33	28,489.33	0.00	0.00
19-2039	TIF DEVELOPER PAYMENTS	0.00	0.00	0.00 %	4,158.00	49,900.00	49,900.00	4,402.40	34,583.66
19-2040	SPECIAL PROJECTS	0.00	0.00	0.00 %	0.00	0.00	0.00	0.00	0.00
<b>TOTAL Expense</b>		<b>0.00</b>	<b>0.00</b>	<b>0.00 %</b>	<b>6,532.00</b>	<b>78,389.33</b>	<b>78,389.33</b>	<b>21,405.23</b>	<b>51,586.49</b>
PROFIT / (LOSS) :		<b>11.51</b>	<b>64.17</b>		<b>(1,697.00)</b>	<b>(20,359.33)</b>	<b>(20,423.50)</b>	<b>1,073.37</b>	<b>1,602.24</b>

# City of Gibbon

Account	Account Name	Fiscal Year 24 - 25			Budget			Fiscal Year 23 - 24	
		Current	Year To Date	%Used	Current	Total	Remaining	Year To Date	Total
<b>Revenue</b>									
KENO									
20-1005	INTEREST	87.43	456.82	304.55 %	12.00	150.00	(306.82)	404.78	1,026.27
20-1080	KENO RECEIPTS	0.00	17,798.92	59.33 %	2,500.00	30,000.00	12,201.08	10,746.38	37,552.11
<b>TOTAL Revenue</b>		<b>87.43</b>	<b>18,255.74</b>	<b>60.55 %</b>	<b>2,512.00</b>	<b>30,150.00</b>	<b>11,894.26</b>	<b>11,151.16</b>	<b>38,578.38</b>
<b>Expense</b>									
KENO									
20-2012	MISCELLANEOUS	0.00	6,057.38	40.38 %	1,250.00	15,000.00	8,942.62	5,711.50	15,807.12
20-2026	CAPITAL OUTLAY	0.00	7,000.00	6.37 %	9,162.00	109,938.28	102,938.28	17,550.00	19,214.00
<b>TOTAL Expense</b>		<b>0.00</b>	<b>13,057.38</b>	<b>10.45 %</b>	<b>10,412.00</b>	<b>124,938.28</b>	<b>111,880.90</b>	<b>23,261.50</b>	<b>35,021.12</b>
<b>PROFIT / (LOSS) :</b>		<b>87.43</b>	<b>5,198.36</b>		<b>(7,900.00)</b>	<b>(94,788.28)</b>	<b>(99,986.64)</b>	<b>(12,110.34)</b>	<b>3,557.26</b>
<b>Revenue</b>									
FIRE/CITY HALL CONST									
21-1004	OTHER INCOME	0.00	0.00	0.00 %	0.00	0.00	0.00	0.00	0.00
21-1005	INTEREST	0.00	0.00	0.00 %	0.00	0.00	0.00	1,768.40	4,077.89
21-1007	TRANSFER	0.00	0.00	0.00 %	0.00	0.00	0.00	136,691.25	271,465.61
21-1045	BOND PROCEEDS	0.00	0.00	0.00 %	0.00	0.00	0.00	0.00	0.00
<b>TOTAL Revenue</b>		<b>0.00</b>	<b>0.00</b>	<b>0.00 %</b>	<b>0.00</b>	<b>0.00</b>	<b>0.00</b>	<b>138,459.65</b>	<b>275,543.50</b>
<b>Expense</b>									
FIRE/CITY HALL CONST									
21-2012	MISCELLANEOUS	0.00	0.00	0.00 %	0.00	0.00	0.00	0.00	0.00
21-2024	TRANSFER	0.00	0.00	0.00 %	0.00	0.00	0.00	95,000.00	95,000.00
21-2026	CAPITAL OUTLAY	0.00	0.00	0.00 %	0.00	0.00	0.00	0.00	0.00
21-2065	CONSULTING	0.00	0.00	0.00 %	0.00	0.00	0.00	4,853.58	5,714.85
21-2066	CONTRACTOR COSTS	0.00	0.00	0.00 %	0.00	0.00	0.00	608,086.83	716,179.63
<b>TOTAL Expense</b>		<b>0.00</b>	<b>0.00</b>	<b>0.00 %</b>	<b>0.00</b>	<b>0.00</b>	<b>0.00</b>	<b>707,940.41</b>	<b>816,894.48</b>
<b>PROFIT / (LOSS) :</b>		<b>0.00</b>	<b>0.00</b>		<b>0.00</b>	<b>0.00</b>	<b>0.00</b>	<b>(569,480.76)</b>	<b>(541,350.98)</b>

# City of Gibbon

Account	Account Name	Fiscal Year 24 - 25			Budget			Fiscal Year 23 - 24	
		Current	Year To Date	%Used	Current	Total	Remaining	Year To Date	Total
<b>Revenue</b>									
AMERICAN RESCUE FUND									
22-1005	INTEREST	0.00	0.00	0.00 %	0.00	0.00	0.00	0.00	0.00
22-1034	FEDERAL/STATE GRANTS	0.00	0.00	0.00 %	0.00	0.00	0.00	0.00	0.00
<b>TOTAL Revenue</b>		<b>0.00</b>	<b>0.00</b>	<b>0.00 %</b>	<b>0.00</b>	<b>0.00</b>	<b>0.00</b>	<b>0.00</b>	<b>0.00</b>
<b>Expense</b>									
AMERICAN RESCUE FUND									
22-2009	PROFESSIONAL	0.00	0.00	0.00 %	0.00	0.00	0.00	0.00	6,447.54
22-2024	TRANSFER	0.00	0.00	0.00 %	0.00	0.00	0.00	222,033.35	222,033.35
22-2026	CAPITAL OUTLAY	0.00	0.00	0.00 %	11,068.00	132,818.19	132,818.19	0.00	8,612.47
<b>TOTAL Expense</b>		<b>0.00</b>	<b>0.00</b>	<b>0.00 %</b>	<b>11,068.00</b>	<b>132,818.19</b>	<b>132,818.19</b>	<b>222,033.35</b>	<b>237,093.36</b>
<b>PROFIT / (LOSS) :</b>		<b>0.00</b>	<b>0.00</b>		<b>(11,068.00)</b>	<b>(132,818.19)</b>	<b>(132,818.19)</b>	<b>(222,033.35)</b>	<b>(237,093.36)</b>
<b>Revenue</b>									
23-1001	PROPERTY TAX	0.00	0.00	0.00 %	0.00	0.00	0.00	0.00	0.00
23-1005	INTEREST	0.00	0.00	0.00 %	0.00	0.00	0.00	0.00	0.00
23-1071	TIF RECEIPTS	0.00	0.00	0.00 %	0.00	0.00	0.00	0.00	0.00
<b>TOTAL Revenue</b>		<b>0.00</b>	<b>0.00</b>	<b>0.00 %</b>	<b>0.00</b>	<b>0.00</b>	<b>0.00</b>	<b>0.00</b>	<b>0.00</b>
<b>Expense</b>									
23-2012	MISCELLANEOUS	0.00	0.00	0.00 %	0.00	0.00	0.00	0.00	0.00
23-2026	CAPITAL OUTLAY	0.00	0.00	0.00 %	0.00	0.00	0.00	0.00	0.00
<b>TOTAL Expense</b>		<b>0.00</b>	<b>0.00</b>	<b>0.00 %</b>	<b>0.00</b>	<b>0.00</b>	<b>0.00</b>	<b>0.00</b>	<b>0.00</b>
<b>PROFIT / (LOSS) :</b>		<b>0.00</b>	<b>0.00</b>		<b>0.00</b>	<b>0.00</b>	<b>0.00</b>	<b>0.00</b>	<b>0.00</b>

# City of Gibbon

Account	Account Name	Fiscal Year 24 - 25			Budget			Fiscal Year 23 - 24	
		Current	Year To Date	%Used	Current	Total	Remaining	Year To Date	Total

Date Range : 2/1/2025 To 2/28/2025  
Report is for 00-0000 through ZZ-ZZZZ.  
Only Active accounts are included.  
Report order = Fund  
Transaction Source Code = Include All

**CITY OF GIBBON**  
Detailed Sales Tax Receipts for Fiscal Year 24-25

Month & Year	Non Motor Vehicle Sales & Use Tax	Motor Vehicle Sales Tax	Total Sales & Use Tax	Consumer's Use Tax	Current Month's Refund	Administrative Fee 3%	Net Sales & Use Tax	1/2 % Sales Tax Increase
Balance Forward							\$ -	\$ 582,235.23
Oct-24	\$ 47,265.23	\$ 5,823.18	\$ 53,088.41	\$ 5,741.13	\$ -	\$ (1,764.89)	\$ 57,064.65	\$ 18,450.90
Nov-24	\$ 34,104.28	\$ 5,538.58	\$ 39,642.86	\$ 13,380.10	\$ -	\$ (1,590.69)	\$ 51,432.27	\$ 16,629.77
Dec-24	\$ 34,624.93	\$ 6,001.78	\$ 40,626.71	\$ 6,044.47	\$ -	\$ (1,400.14)	\$ 45,271.04	\$ 14,637.64
Jan-25	\$ 32,845.44	\$ 11,512.45	\$ 44,357.89	\$ 6,382.39	\$ -	\$ (1,522.21)	\$ 49,218.07	\$ 15,913.84
Feb-25	\$ 31,031.37	\$ 7,121.84	\$ 38,153.21	\$ 5,059.21	\$ -	\$ (1,296.37)	\$ 41,916.05	\$ 13,552.86
Mar-25	\$ -						\$ -	\$ -
Apr-25	\$ -						\$ -	\$ -
May-25	\$ -						\$ -	\$ -
Jun-25	\$ -						\$ -	\$ -
Jul-25	\$ -						\$ -	\$ -
Aug-25	\$ -						\$ -	\$ -
Sep-25	\$ -						\$ -	\$ -
	\$ 179,871.25	\$ 35,997.83	\$ 215,869.08	\$ 36,607.30	\$ -	\$ (7,574.30)	\$ 244,902.08	\$ 79,185.01
							<b>Grand Total</b>	<b>\$ 661,420.24</b>

Gibbon Vol. Fire & Rescue

Staff Activity by Activity Code (Summary)

Date Between {02/01/2025} And {02/28/2025}

Activity Code	Staff Count	Total Hrs	Pct Hrs
FS Fire On Standby	33	22.00	13.88%
FX Fire At Scene	79	67.90	42.84%
MS Medical On Standby	22	16.30	10.28%
MX Medical At Scene	53	52.29	32.99%
	<b>187</b>	<b>158.49</b>	

Gibbon Vol. Fire & Rescue

Incident Type Report (Summary)

Alarm Date Between {02/01/2025} And {02/28/2025}

Incident Type	Count	Pct of Incidents	Total Est Loss	Pct of Losses
<b>1 Fire</b>				
131 Passenger vehicle fire	1	4.54%	\$15,000	100.00%
	<u>1</u>	<u>4.54%</u>	<u>\$15,000</u>	<u>100.00%</u>
<b>3 Rescue &amp; Emergency Medical Service Incident</b>				
300 Rescue, EMS incident, other	14	63.63%	\$0	0.00%
311 Medical assist, assist EMS crew	1	4.54%	\$0	0.00%
322 Motor vehicle accident with injuries	4	18.18%	\$0	0.00%
	<u>19</u>	<u>86.36%</u>	<u>\$0</u>	<u>0.00%</u>
<b>6 Good Intent Call</b>				
611 Dispatched & cancelled en route	2	9.09%	\$0	0.00%
	<u>2</u>	<u>9.09%</u>	<u>\$0</u>	<u>0.00%</u>

Total Incident Count: 22

Total Est Loss: \$15,000

# RECREATION ADVISORY BOARD MEETING MINUTES

March 3, 2025  
Gibbon City Hall  
6:30 pm

1. Opening Procedures
  - a. Call to order at 6:32 pm by Albert Krueger
  - b. Announcement of Open Meetings Act presented by Albert Krueger at 6:33 pm
  - c. Roll Call
    - i. Present were Amanda Johnson, Albert Krueger, Jennifer Samuelson and Tara Tracy
    - ii. Absent were Alec Smallcomb, Ashley Jarmin and Sonni Benge
2. Approval of Minutes from Last Meeting
  - a. Amanda Johnson made a motion to approve minutes from February 2025
  - b. Tara Tracy seconded the motion to approve minutes from February 2025
  - c. Motion passed unanimously: Ayes 4 / Nays 0
3. Agenda Items
  - a. Old Business
    - i. Pickle Ball Court Lights
      1. Community can play during daylight hours.
      2. Batting cage creates a challenge
      3. Amanda Johnson made a motion to table this agenda item
      4. Jennifer Samuelson seconded the motion to table this agenda item
    - ii. Ball Field Lights
      1. 15 used steel poles have been purchased for \$21,000 by the City out of the \$50,000 budgeted Keno funds set aside for this project
      2. Quote from Commonwealth Electric stands at approximately \$100,000 per field
      3. Discussion was that Gibbon Ball Association could apply for some grants and would be willing to fundraise to raise funds for project
    - iii. Legion Field Shading
      1. Matt is still waiting on numbers
  - b. Meeting Frequency
    - i. Continue monthly due to number of projects we have going on
  - c. New Business
    - i. Community Olympics
      1. Must be held prior to August 1<sup>st</sup> due to NSAA guidelines for students to participate
      2. Various activities were discussed (softball, baseball, pitch, horseshoes, dodgeball, axe throwing, archery, fishing, kayaking, etc.)
      3. Possibility of FBLA, Chamber of Commerce or other organizations to help
      4. Matt suggested emails being the most efficient method of discussing this matter further as the project progresses
    - ii. Golf Course
      1. Test wells drilled this month
    - iii. Future Improvements
      1. All agreed we had enough on our plate with existing projects that we don't have others to add
4. Other Items
  - a. Next Recreation Advisory Board Meeting is Monday, April 7, 2025 at 6:30 pm
5. Albert adjourned the meeting at 7:32 pm



# GIBBON PLANNING COMMISSION MEETING

MONDAY, March 10, 2025

6:00PM

## 1) Opening Procedures

**a.** Call to order. Steven Ackley called the meeting to order at 6:00pm.

**b.** Announcement of Open Meeting Act

**i.** This is an open meeting of the Gibbon Planning Commission. The City of Gibbon abides by the Open Meeting Act in conducting business. A copy of the Open Meetings Act is displayed on the wall of the meeting room as required by state law.

**c.** Roll Call

**i.** Members Present – Steven Ackley, Brandon Jacques and Brandon Brueggemann

## 2) Approval of minutes from last meeting.

## 3) Submitted Permit Requests.

**a.** Permit 2025-08 Ledesma – 45685 67<sup>th</sup> Road – Accessory Building

**i.** Motion made by Jacques. Seconded by Brueggemann.

**b.** Permit 2025-09 Busch – 707 Drew Lane – Fence

**i.** Motion made by Jacques. Seconded by Brueggemann.

**c.** Permit 2025-10 Perez – 45645 67<sup>th</sup> Road - New Residential, Deck. Sprinklers

**i.** Motion made by Brueggemann. Seconded by Jacques.

## 4) Other Items

**a.** The next Planning Commission meeting will be held on Monday, April 14th, 2025 at 6:00pm at City Hall.

## 5) Adjourn

**a.** Meeting adjourned at 6:05pm.



**FOR OFFICE USE ONLY**

Permit Number: 2025-08 Date Paid: 2/25/25  
 Value of Improvement: \_\_\_\_\_ Fee Paid: Cash \$ 25.00  
 Floodplain:  Yes  No ~~Check \$~~ CC # \_\_\_\_\_  
 Present Zoning: AGR, R-1, R-2, R-3, C-1, C-2, I, F-1, PUD-1 Initial: [Signature]

**APPLICATION FOR ZONING & BUILDING PERMIT**  
**GIBBON, NEBRASKA**

Fill in the following information as accurately and completely as possible. A complete, and current, copy of the City of Gibbon's Zoning Regulations is available at City Hall. This application is not acceptable unless all required information is furnished. Application must be submitted to City Hall by noon on Friday, prior to scheduled Planning Commission Meeting. Planning Commission is scheduled to meet the second Monday of each month. Please print.

**Starting any portion of Improvements before permit is approved by designated representative is considered a Violation of the Zoning Ordinance.**

Penalty for Violation of Zoning Ordinance: A fine of one hundred dollars (\$100) for any one offense, recoverable with costs, or punishment in the County Jail for a term not to exceed thirty (30) days, shall be administered. Each and every day that such violation continues after notification shall constitute a separate offense.

**IMPROVEMENT INFORMATION**

Property Owner: Hugo Ledesma Phone Number: 209-484-8915  
 Address: 45685 67th Rd Email: Juice2477@Yahoo.Com  
 Contractor: \_\_\_\_\_ Phone Number: \_\_\_\_\_  
 Address: \_\_\_\_\_ Email: \_\_\_\_\_  
 Certificate of Insurance: \_\_\_\_\_  
 Construction Site Address: 45685 67th Rd. Gibbon NE 68840  
*(If no address exists, one must be issued from the City of Gibbon.)*

Residential structures located on less than 10 acres in the one-mile radius outside the corporate limits:

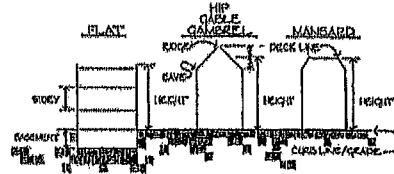
Date this property was platted as a separate parcel: \_\_\_\_\_  
 Name of the lot split or subdivision: Snow's Estates

Type of Improvement:

- New Residential                       Structural Change                       Deck  
 Residential Addition                       Opening Change                       Underground Sprinklers  
 Demolition                       Accessory Building

*Permits for signage, fences, and industrial uses require a separate application form.*

Proposed Structure Use: Shed  
 Number of Off-street Parking Spaces Provided (if applicable): \_\_\_\_\_  
 Proposed Structure Type: Shed Free Standing  
 Dimensions of Proposed Structure: 14' x 24'  
 Building Height: Side Wall 7'  
 Footing Depth (42" minimum): \_\_\_\_\_



Source: *A Survey of Zoning Definitions*, (American Planning Association, 1989).

Distance completed structure will be from:  
 Front Property Line: 150' Rear Property Line: 116'  
 Side Property Line: 10' Other Side Property Line: 266' 141'  
 Existing Buildings on Property (5' minimum): \_\_\_\_\_

Area of the property (square feet): 47,850  
 Is this a corner lot?  Yes  No  
 Are there dedicated easements on the property?  Yes  No

Approximate value of proposed structure: \$12,295  
 Approximate Start Dates for Construction: Start \_\_\_\_\_ Finish: \_\_\_\_\_

**SETBACK INSPECTION**

Contact Gibbon City Hall at 308.468.6118 to schedule required setback inspection. Please allow up to two (2) business days for scheduling.

Date of Inspection: \_\_\_\_\_ Name of Inspector: \_\_\_\_\_  
 Approval Signature: \_\_\_\_\_

City of Gibbon, Nebraska  
 715 Front Street, Gibbon, NE, 68840  
 308.468.6118

Turned in by noon March 7th  
Planning Commission meeting March 10th

**PROPOSED LAYOUT OF IMPROVEMENTS**

Include the following requirements in the box below or as an attached drawing. Proposed improvements must conform with the City of Gibbon's Zoning Regulations. This does not need to be drawn to scale.

- Location, ground area, height, and bulk of all present buildings on the lot and all proposed structures or additions, parking areas, and site improvements.
- The actual dimensions and shape of the lot lines.
- Location, dimensions, and type of any dedicated easements.
- The uses to be built upon.
- The building lines in proposed structures or additions.
- Distances between existing buildings measured from the foundation of each building.
- Distances between existing buildings and lot lines measured from the foundation of each building.
- All building permits shall include sidewalk plans prior to approval of building permit. (Ord. 391)
- Any other reasonable and pertinent information as may be required by the Zoning Administrator: \_\_\_\_\_

**APPLICATION VERIFICATION**

The above requested information is, to the best of my knowledge, true and accurate. It is understood and agreed that any error, misstatement, or misrepresentation of fact, either with or without intention on my part, such as might, if known, cause a refusal of this application, or any alteration or change in plans made without the approval of the Zoning Administrator subsequent to the issuance of this permit, shall constitute sufficient grounds for the revocation of this permit. This permit is valid for two (2) years from the final approval date. Physical improvements must begin within one (1) year of final permit approval. By this signature, the Zoning Administrator, or designated representative, is authorized to enter upon the property described for the purpose of inspection.

Signature of Applicant: \_\_\_\_\_  
Printed Name: Hugo Ledesma Date: \_\_\_\_\_

**ADDITIONAL REQUIREMENTS FOR SUBMITTAL**

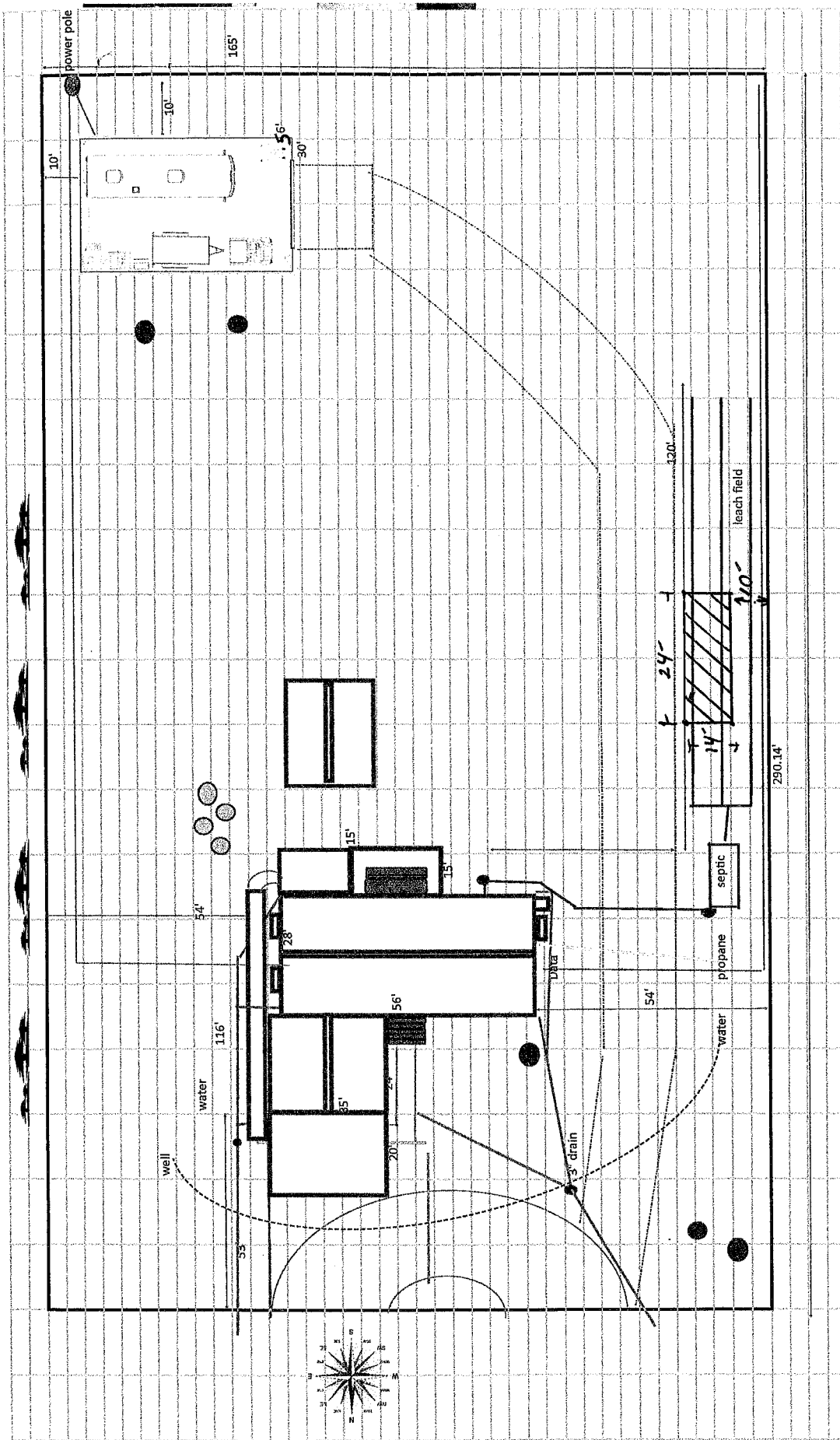
- Call Diggers Hot Line to locate all utilities: \*811 or 800-331-5666
- Inspections as Required on Matrix ##
- Attach Floodplain Development Permit (if located within a floodplain)
- Attach Approval by Power District
- Attach Other: \_\_\_\_\_

**FOR OFFICE USE ONLY**

Disapproved (Date: \_\_\_\_\_)       Recommendations before approval: \_\_\_\_\_

Approved (Date: 3/10/25)      Signature: [Signature]  
Title: Chair

City of Gibbon, Nebraska  
715 Front Street, Gibbon, NE, 68840  
308.468.6118



Permit No. 2025-09

Zoning Classification:(Circle One)

AGR, R-1, R-2, R-3, C-1, C-2, I,  
F-1, PUD-1

Date Paid: 3/5/25

Fee Paid: \$ Online Cash Receipt Check # \_\_\_\_\_

Value Of Project: \$ 1500<sup>00</sup>

**APPLICATION FOR A ZONING PERMIT**  
**GIBBON, NEBRASKA**

Directions: Fill in the following information as accurately and completely as possible. This application is not acceptable unless all required information is furnished.

Property Owner: Christina Busch  
Address: 707 Drew Lane  
City, State, Zip: Gibbon, Ne 68840  
Phone Number: 308-440-7317  
Cell Number: \_\_\_\_\_

Contractor: Schumacher Fencing LLC  
Certificate of Insurance: \_\_\_\_\_  
Address: 3107 W Hwy 30  
Phone Number: 402-760-0078  
Cell Number: \_\_\_\_\_

Address of Construction Site: 707 Drew Lane

(If none, one must be issued from the City of Gibbon)

New Residential  Residential Addition  Accessory Building  Fence

Proposed Structure: \_\_\_\_\_ Dimension of Structure: \_\_\_\_\_

Distance From Front Property Line: \_\_\_\_\_ Distance From Rear Property Line: \_\_\_\_\_

Distance From Side Property Line: \_\_\_\_\_ Distance From 2<sup>nd</sup> Side Line: \_\_\_\_\_

Distance Between Other Buildings (minimum 5'): \_\_\_\_\_

Height To The Top Of Roof: \_\_\_\_\_

Footing Depth (42" minimum): \_\_\_\_\_

Is There A Utility Easement On Either The Back Or Side Property? \_\_\_\_\_

Approximately When Will Construction Begin? March/April Finish? 1 day

\*Contact: \_\_\_\_\_ 308.468.6118 or \_\_\_\_\_ Regarding Set-Back Inspection.

Date of Inspection: \_\_\_\_\_

Signature

\*\*\* (One mile radius outside city limits) If the structure is a residence on less than 10 acres indicate the date this property was platted as a separate parcel \_\_\_\_\_ and the name of the lot split or Subdivision.

\*\*\* Ordinance #391 states: All building permits shall include sidewalk plans prior to approval of building permit.

\*\*\* Resolution #1995-4: No physical work shall be done before building permit is approved, or additional \$75.00 fee will be charged.

Signature of Applicant: \_\_\_\_\_

\*\*\* This permit expires 1 year after issuance unless work has begun for up to 2 years.

Recommendations needed before approval: \_\_\_\_\_

Approval of Planning Commission: \_\_\_\_\_

Signature of Chairman

Signature of Co-Chairman

Signature of Board Member


Final Approval of Application by City Council of the City of Gibbon, Nebraska

Date Application Approved Denied \_\_\_\_\_ Expiration Date \_\_\_\_\_

Signed \_\_\_\_\_  
Mayor

Attest: \_\_\_\_\_  
City Clerk





Need Set back from Curb/lot line  
fence dimensions  
Signature + \$25<sup>00</sup> fee



**FOR OFFICE USE ONLY**

Permit Number: 2025-10 Date Paid: 03-10-2025  
 Value of Improvement: \_\_\_\_\_ Fee Paid: Cash \$ CC  
 Floodplain:  Yes  No Check \$ \_\_\_\_\_ # \_\_\_\_\_  
 Present Zoning: AGR, R-1, R-2, R-3, C-1, C-2, I, F-1, PUD-1 Initial: SP

**APPLICATION FOR ZONING & BUILDING PERMIT  
GIBBON, NEBRASKA**

Fill in the following information as accurately and completely as possible. A complete, and current, copy of the City of Gibbon's Zoning Regulations is available at City Hall. This application is not acceptable unless all required information is furnished. Application must be submitted to City Hall by noon on Friday, prior to scheduled Planning Commission Meeting. Planning Commission is scheduled to meet the second Monday of each month. Please print.

**Starting any portion of improvements before permit is approved by designated representative is considered a Violation of the Zoning Ordinance.**

**Penalty for Violation of Zoning Ordinance:** A fine of one hundred dollars (\$100) for any one offense, recoverable with costs, or punishment in the County Jail for a term not to exceed thirty (30) days, shall be administered. Each and every day that such violation continues after notification shall constitute a separate offense.

**IMPROVEMENT INFORMATION**

**Property Owner:** Veronica and Ramon Perez **Phone Number:** 402-208-4268  
**Address:** 45645 67th Road Gibbon, NE 68840 **Email:** vjdperetz@gmail.com

**Contractor:** High Quality Housing (builder), Justin & Randy George (setup/finishing), Ethan May (basement) **Phone Number:** 308-218-9040  
**Address:** 4020 W. Stolley Park Road **Email:** 308-382-8901  
**Certificate of Insurance:** See attached

**Construction Site Address:** 45645 67th Road Gibbon, NE 68840  
*(If no address exists, one must be issued from the City of Gibbon.)*

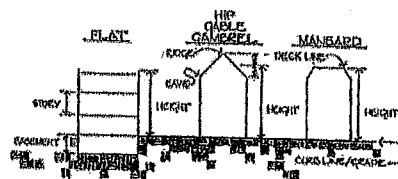
**Residential structures located on less than 10 acres in the one-mile radius outside the corporate limits:**  
**Date this property was platted as a separate parcel:** 04/20/2021  
**Name of the lot split or subdivision:** Lot 2, Blk 2, 23-9-14, Shiers Estates Fourth, Buffalo Ct

**Type of Improvement:**

New Residential  Structural Change  Deck  
 Residential Addition  Opening Change  Underground Sprinklers  
 Demolition  Accessory Building

*Permits for signage, fences, and industrial uses require a separate application form.*

**Proposed Structure Use:** Single family home, including garage, porch, driveway  
**Number of Off-street Parking Spaces Provided (if applicable):** \_\_\_\_\_  
**Proposed Structure Type:** Single family home, including garage, porch, driveway



Source: *A Survey of Zoning Definitions*, (American Planning Association, 1989).

**Dimensions of Proposed Structure:** 73' x 46' (home 48' x 27')  
**Building Height:** 15'  
**Footing Depth (42" minimum):** 8' 5"

**Distance completed structure will be from:**

**Front Property Line:** 50' **Rear Property Line:** 194'  
**Side Property Line:** 10' **Other Side Property Line:** 45'  
**Existing Buildings on Property (5' minimum):** \_\_\_\_\_

**Area of the property (square feet):** 3,358 (home 1,296)  
 Is this a corner lot?  Yes  No  
 Are there dedicated easements on the property?  Yes  No

**Approximate value of proposed structure:** \$270,000  
**Approximate Start Dates for Construction:** Start March 2025 Finish: May 2025

**SETBACK INSPECTION**

Contact Gibbon City Hall at 308.468.6118 to schedule required setback inspection. Please allow up to two (2) business days for scheduling.  
**Date of Inspection:** \_\_\_\_\_ **Name of Inspector:** \_\_\_\_\_  
**Approval Signature:** \_\_\_\_\_

City of Gibbon, Nebraska  
 715 Front Street, Gibbon, NE, 68840  
 308.468.6118

**PROPOSED LAYOUT OF IMPROVEMENTS**

Include the following requirements in the box below or as an attached drawing. Proposed improvements must conform with the City of Gibbon's Zoning Regulations. This does not need to be drawn to scale.

- Location, ground area, height, and bulk of all present buildings on the lot and all proposed structures or additions, parking areas, and site improvements.
- The actual dimensions and shape of the lot lines.
- Location, dimensions, and type of any dedicated easements.
- The uses to be built upon.
- The building lines in proposed structures or additions.
- Distances between existing buildings measured from the foundation of each building.
- Distances between existing buildings and lot lines measured from the foundation of each building.
- All building permits shall include sidewalk plans prior to approval of building permit. (Ord. 391)
- Any other reasonable and pertinent information as may be required by the Zoning Administrator: \_\_\_\_\_

**APPLICATION VERIFICATION**

The above requested information is, to the best of my knowledge, true and accurate. It is understood and agreed that any error, misstatement, or misrepresentation of fact, either with or without intention on my part, such as might, if known, cause a refusal of this application, or any alteration or change in plans made without the approval of the Zoning Administrator subsequent to the issuance of this permit, shall constitute sufficient grounds for the revocation of this permit. This permit is valid for two (2) years from the final approval date. Physical improvements must begin within one (1) year of final permit approval. By this signature, the Zoning Administrator, or designated representative, is authorized to enter upon the property described for the purpose of inspection.

Signature of Applicant: \_\_\_\_\_  
Printed Name: \_\_\_\_\_ Date: \_\_\_\_\_

**ADDITIONAL REQUIREMENTS FOR SUBMITTAL**

- Call Diggers Hot Line to locate all utilities: \*811 or 800-331-5666
- Inspections as Required on Matrix ##
- Attach Floodplain Development Permit (if located within a floodplain)
- Attach Approval by Power District
- Attach Other: \_\_\_\_\_

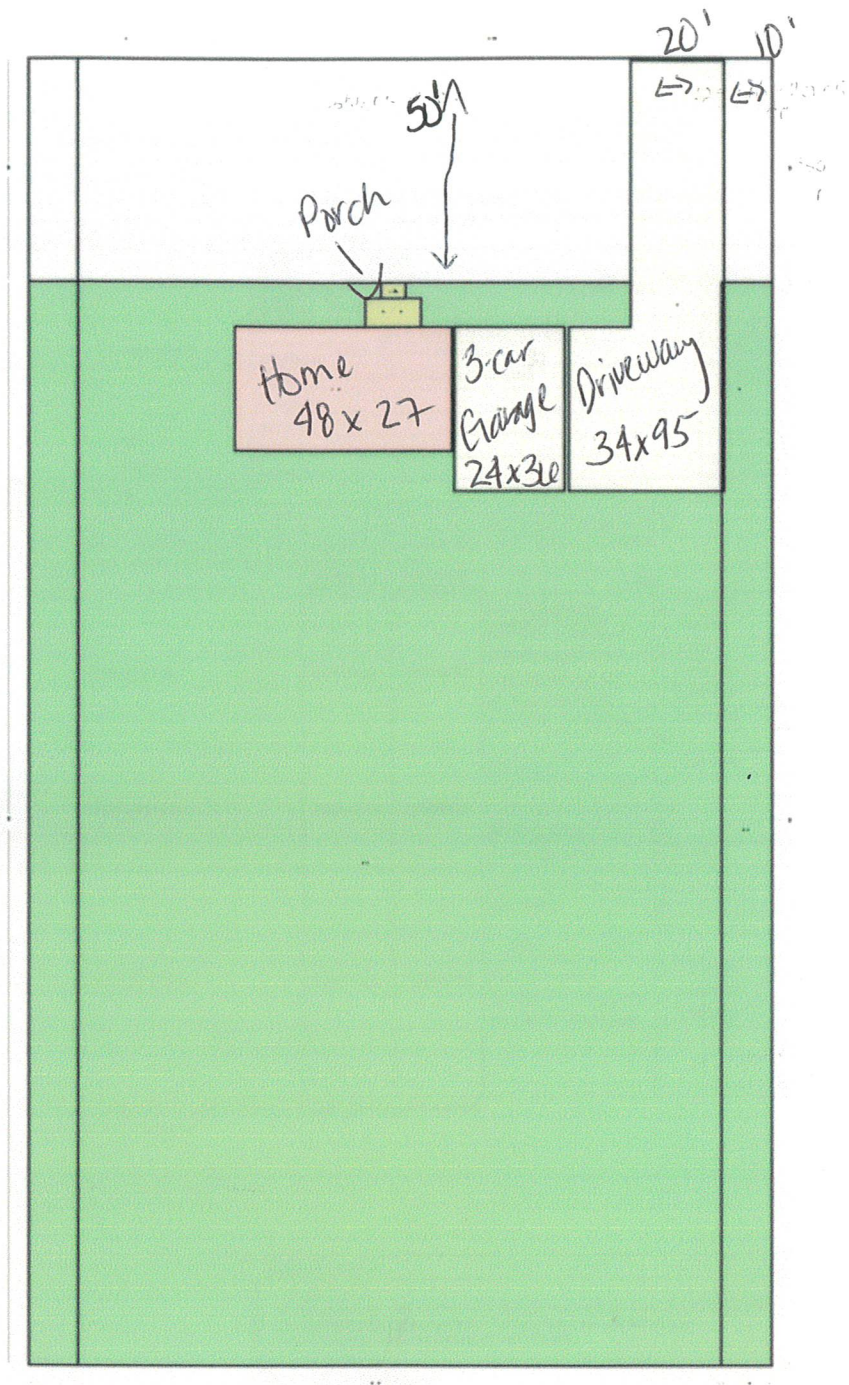
**FOR OFFICE USE ONLY**

Disapproved (Date: \_\_\_\_\_)       Recommendations before approval: \_\_\_\_\_

Approved (Date: 3/10/25)      Signature: [Signature]  
Title: Chair

City of Gibbon, Nebraska  
715 Front Street, Gibbon, NE, 68840  
308.468.6118





3-10-25  
 Approved by  
 the articulate control  
 committee  
 [Signature]  
 David Jones



# CERTIFICATE OF LIABILITY INSURANCE

DATE (MM/DD/YYYY)  
12/06/2024

THIS CERTIFICATE IS ISSUED AS A MATTER OF INFORMATION ONLY AND CONFERS NO RIGHTS UPON THE CERTIFICATE HOLDER. THIS CERTIFICATE DOES NOT AFFIRMATIVELY OR NEGATIVELY AMEND, EXTEND OR ALTER THE COVERAGE AFFORDED BY THE POLICIES BELOW. THIS CERTIFICATE OF INSURANCE DOES NOT CONSTITUTE A CONTRACT BETWEEN THE ISSUING INSURER(S), AUTHORIZED REPRESENTATIVE OR PRODUCER, AND THE CERTIFICATE HOLDER.

IMPORTANT: If the certificate holder is an ADDITIONAL INSURED, the policy(ies) must have ADDITIONAL INSURED provisions or be endorsed. If SUBROGATION IS WAIVED, subject to the terms and conditions of the policy, certain policies may require an endorsement. A statement on this certificate does not confer rights to the certificate holder in lieu of such endorsement(s).

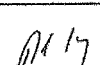
<b>PRODUCER</b> KING INSURANCE 11326 Q Street  Omaha NE 68137		<b>CONTACT NAME:</b> Barb O'Keefe <b>PHONE (A/C, No, Ext):</b> (402) 597-5224 <b>FAX (A/C, No):</b> (402) 597-1819 <b>E-MAIL ADDRESS:</b> barb@kingins.com	
<b>INSURED</b> High Quality Housing Inc. 4020 W Stolley Road  Grand Island NE 68803		<b>INSURER(S) AFFORDING COVERAGE</b> <b>INSURER A:</b> HFC - Hanover Insurance Group NAIC # 22292 <b>INSURER B:</b> Insurance Company of the West 27847 <b>INSURER C:</b> <b>INSURER D:</b> <b>INSURER E:</b> <b>INSURER F:</b>	

COVERAGES      CERTIFICATE NUMBER: CL24102306213      REVISION NUMBER:

THIS IS TO CERTIFY THAT THE POLICIES OF INSURANCE LISTED BELOW HAVE BEEN ISSUED TO THE INSURED NAMED ABOVE FOR THE POLICY PERIOD INDICATED. NOTWITHSTANDING ANY REQUIREMENT, TERM OR CONDITION OF ANY CONTRACT OR OTHER DOCUMENT WITH RESPECT TO WHICH THIS CERTIFICATE MAY BE ISSUED OR MAY PERTAIN, THE INSURANCE AFFORDED BY THE POLICIES DESCRIBED HEREIN IS SUBJECT TO ALL THE TERMS, EXCLUSIONS AND CONDITIONS OF SUCH POLICIES. LIMITS SHOWN MAY HAVE BEEN REDUCED BY PAID CLAIMS.

INSR LTR	TYPE OF INSURANCE	ADDL INSD	SUBR WVD	POLICY NUMBER	POLICY EFF (MM/DD/YYYY)	POLICY EXP (MM/DD/YYYY)	LIMITS
A	<input checked="" type="checkbox"/> COMMERCIAL GENERAL LIABILITY <input type="checkbox"/> CLAIMS-MADE <input checked="" type="checkbox"/> OCCUR  GEN'L AGGREGATE LIMIT APPLIES PER: <input checked="" type="checkbox"/> POLICY <input type="checkbox"/> PRO-JECT <input type="checkbox"/> LOC OTHER:			ZDS930200915	12/01/2024	12/01/2025	EACH OCCURRENCE \$ 1,000,000 DAMAGE TO RENTED PREMISES (Ea occurrence) \$ 100,000 MED EXP (Any one person) \$ 5,000 PERSONAL & ADV INJURY \$ 1,000,000 GENERAL AGGREGATE \$ 2,000,000 PRODUCTS - COM/PROP AGG \$ 2,000,000 \$
A	<b>AUTOMOBILE LIABILITY</b> <input checked="" type="checkbox"/> ANY AUTO <input checked="" type="checkbox"/> OWNED AUTOS ONLY <input type="checkbox"/> SCHEDULED AUTOS <input checked="" type="checkbox"/> HIRED AUTOS ONLY <input checked="" type="checkbox"/> NON-OWNED AUTOS ONLY			ADS934523013	12/01/2024	12/01/2025	COMBINED SINGLE LIMIT (Ea accident) \$ 1,000,000 BODILY INJURY (Per person) \$ BODILY INJURY (Per accident) \$ PROPERTY DAMAGE (Per accident) \$ Medical payments \$ 5,000
	<input type="checkbox"/> UMBRELLA LIAB <input type="checkbox"/> OCCUR <input type="checkbox"/> EXCESS LIAB <input type="checkbox"/> CLAIMS-MADE  DED    RETENTION \$						EACH OCCURRENCE \$ AGGREGATE \$ \$
B	<b>WORKERS COMPENSATION AND EMPLOYERS' LIABILITY</b> ANY PROPRIETOR/PARTNER/EXECUTIVE OFFICER/MEMBER EXCLUDED? (Mandatory in NH) If yes, describe under DESCRIPTION OF OPERATIONS below	Y/N		WPH5081110 00	12/01/2024	12/01/2025	PER STATUTE    OTH-ER E.L. EACH ACCIDENT \$ 1,000,000 E.L. DISEASE - EA EMPLOYEE \$ 1,000,000 E.L. DISEASE - POLICY LIMIT \$ 1,000,000

DESCRIPTION OF OPERATIONS / LOCATIONS / VEHICLES (ACORD 101, Additional Remarks Schedule, may be attached if more space is required)  
 High Quality Housing, Inc. 4020 W Stolley Park Road Grand Island, NE 68803

<b>CERTIFICATE HOLDER</b>  City of Gibbon 1029 Court Street  Gibbon NE 68840	<b>CANCELLATION</b>  SHOULD ANY OF THE ABOVE DESCRIBED POLICIES BE CANCELLED BEFORE THE EXPIRATION DATE THEREOF, NOTICE WILL BE DELIVERED IN ACCORDANCE WITH THE POLICY PROVISIONS.  AUTHORIZED REPRESENTATIVE 
---	---

© 1988-2015 ACORD CORPORATION. All rights reserved.

## Report to the City Council March 17<sup>th</sup>, 2025

We have been having so much fun here at the GPL! The week of March 3<sup>rd</sup>, in celebration of Dr. Seuss and Read Across America Week, we had a chance to collaborate with the Gibbon Public Elementary students and teachers. On Monday, March 3<sup>rd</sup>, Miss Gab visited the preschool classes. She read stories, talked about the library, played games, and did a Seuss themed craft activity. On March 4<sup>th</sup> and 5<sup>th</sup>, we were visited by all the students in kindergarten through 6<sup>th</sup> grade! We had two action packed mornings of library tours/scavenger hunts, Seuss snacks, games, stories, and group art projects! This was the second year of these field trips to the library. We are so thankful to have such an amazing relationship with the school!

Our new book club have their second meeting on March 14<sup>th</sup> at 7 p.m. The group is meeting at Axes to book swap and throw axes! This patron-suggested style of book club features annotation and is a fun, new way to buddy read and meet new people. Our group is full with ten people participating, meets monthly and will run through June.

*Bookscription* Update: 20 patrons have signed up. 94 books have been checked out. 34 boxes have been filled (this number reflects return patrons participating in both February and March so far). The patron feedback has been so positive! This service is ongoing based on demand.

We are over a month into our youth reading challenges. We are very happy with how they are going! Approximately 150 books have been read! It continues to amaze us how excited the kids are and how they LOVE talking about the books they have read. We have even had a 5<sup>th</sup> grade student tell us how his reading at school has improved since he started the challenge.

The library will be opening 30 minutes late on Saturday, March 15<sup>th</sup>. Miss Gab was asked to host a story time at Rowe Sanctuary that morning. Staff and volunteers from Rowe will then be visiting the library the week of March 31<sup>st</sup> with Crane origami and other fun activities. Rowe Sanctuary is also opening their evening Crane viewing on Tuesday, April 1<sup>st</sup> to our library club kids and their

families! This fun evening out-and-about will introduce our local kids to the in-person magic of the Sandhill Cranes.

Other recent or upcoming programs not listed include: Genealogy Club, Adult Book Club, bi-monthly preschool morning programs (\*with a special evening event coming soon!), Monday/Tuesday/Wednesday clubs, monthly Thursday Club, Crockpot Potluck Bingo for adults, Teen After Hours and Family Puzzle Day. Join the fun at your library today!

Gabrielle, Stacey and I were able to attend the 2025 Summer Reading Program workshop at the Kearney Public Library on February 26<sup>th</sup>. This year's theme "Color Our World" is art based and is full of possibilities! We left with even more fun ideas and are looking forward to getting this all planned and organized in the coming months. We will continue to offer free programming for babies through adults. GPL's summer programs will be held in June.

The Board will meet again on May 13<sup>th</sup> at 5:00 p.m. All are welcome to attend.

Thank you so much for your continued support!

Sincerely,  
Missy Onate, Director

**GIBBON CEMETERY BOARD**  
**Thursday, March 13, 2025**

The Gibbon Riverside Cemetery Board, Buffalo County, Nebraska met in open public session at 5:00 PM Central at City Hall on Thursday, March 13, 2025. Notice of the meeting was posted at Exchange Bank, Gibbon Post Office and City Hall.

Lee Vohland called the meeting to order at 5:00 PM Central. The Open Meetings Notice is posted on the south wall of the Council Chambers. The City of Gibbon abides by the Open Meetings Act in conducting business.

Roll Call:

Joan Hemmerling: Present

Melody Rockefeller: Present

Nicole Schuster: Present

Heather Smallcomb: Present

Lee Vohland: Present

Present: 5.

Approval of Minutes from Last Meeting

A motion was made by Melody Rockefeller to approve the minutes, seconded by Joan Hemmerling. Motion

Passed.

Joan Hemmerling: Yea, Melody Rockefeller: Yea, Nicole Schuster: Yea, Heather Smallcomb:

Yea, Lee Vohland: Yea

Yea: 5, Nay: 0

Review of Bills

A motion was made by Heather Smallcomb to approve the bills, seconded by Nicole Schuster. Motion

Passed.

Joan Hemmerling: Yea, Melody Rockefeller: Yea, Nicole Schuster: Yea, Heather Smallcomb:

Yea, Lee Vohland: Yea

Yea: 5, Nay: 0

Agenda Items

Planning: The board will plan to meet at the cemetery during the next meeting to go over the

upcoming development. Dustin will flag out the area for the new columbarium. We will then setup a meeting with Olssons to begin the process of mapping out the new area and get ideas on the columbarium area.

Chelsie Bergstrom is to be appointed to the cemetery board at the next regular council meeting.

Dustin will be turning water on soon and plans to fertilize. Mike Stalder is back working on nice days and Steven Yockey plans to work this summer.

Pam reported that the hard drive in the directory had been replaced. We will be getting new brochures out with new prices. She mailed the new fees to funeral homes and monument companies.

Other Items: The April meeting will begin at City Hall then will go out to the cemetery once the business part of the meeting is complete.

The next Cemetery Board Meeting will be held on Thursday, April 17, 2025, at 5:00 p.m.

Adjourn: With no further business. Lee Vohland adjourned the meeting at 5:22 p.m.

**CITY OF GIBBON**  
**APPLICATION FOR CITY BOARDS AND COMMISSIONS**

Name: Dylan Kellner

Address: 6895 Limousine Rd.

Number of years you have lived in Gibbon 6 Email: dylanpkellner@gmail.com

Phone # --- Cell # (402) 443-9201


Occupation Crane operator/welder Employer HiTech, Inc.

Present and/or previous community/volunteer/professional activities: \_\_\_\_\_

Other (any specific interest, experience or qualifications): Been doing construction for most of my life 15+ years of welding/weld framing

I am interested in serving on the:

- Board of Adjustments (3-year term)
- Cemetery Board (3-year term)
- Golf Board (3-year term)
- Health Board
- Heritage Center Board (3-year term)
- Housing Agency Board (5-year term)
- Library Board (4-year term)
- Park Board (3-year term)
- Planning Commission (3-year term)
- Swimming Pool Board (3-year term)

Signature  Date 3/7/2025

You will be contacted before any action is taken on your appointment. Incumbents whose term expires are automatically considered for reappointment unless they indicate non-interest.

Date Appointed \_\_\_\_\_

**CITY OF GIBBON**  
**APPLICATION FOR CITY BOARDS AND COMMISSIONS**

Name: Chelsie Bergstrom

Address: 314 Kelsey St. Gibbon, NE 68840

Number of years you have lived in Gibbon 21 Email: lechelsie.11@gmail.com

Phone # \_\_\_\_\_ Cell # 308-216-1450

Occupation Massage Therapist Employer self

Present and/or previous community/volunteer/professional activities: Chamber member, served on youth ball association for 10 yrs.

Other (any specific interest, experience or qualifications): \_\_\_\_\_

I am a dedicated community member always willing to help!

I am interested in serving on the:


- Board of Adjustments (3-year term)
- Cemetery Board (3-year term)
- Golf Board (3-year term)
- Health Board
- Heritage Center Board (3-year term)
- Housing Agency Board (5-year term)
- Library Board (4-year term)
- Park Board (3-year term)
- Planning Commission (3-year term)
- Swimming Pool Board (3-year term)

Signature Chelsie Bergstrom Date 3/5/25

You will be contacted before any action is taken on your appointment. Incumbents whose term expires are automatically considered for reappointment unless they indicate non-interest.

Date Appointed \_\_\_\_\_





# City of Gibbon

---

February 6, 2025

Darryl Volquardsen  
1005 Gresham Dr.  
Gibbon, NE 68840

Dear Darryl:

Your current term on the Board of Adjustments will expire on February 28, 2025. I appreciate your commitment to the board and ask you to consider another term. If you agree, the new term will expire on February 29, 2028. Please indicate your decision, sign and return this letter to City Hall.

Thank you for the time and effort you have invested in the Board of Adjustments and the community of Gibbon.

Sincerely,

Leon Stall  
Mayor

- Yes, I want to continue on the Board of Adjustments.  
 No, I do not want to continue on the Board of Adjustments.

Signature

Date

APPLICATION FOR MEMBERSHIP  
GIBBON VOLUNTEER FIRE DEPARTMENT  
AND  
RESCUE SQUAD

Voted  
on 3/1/25  
accepted  
Stephanie  
Brown  
Secretary

NAME: Dave Ash

PHYSICAL ADDRESS: 709 5th St MAILING ADDRESS: Same

DATE OF BIRTH: [REDACTED] AGE AT PRESENT TIME: [REDACTED]  
SOCIAL SECURITY: [REDACTED] DRIVER'S LICENSE: [REDACTED]

RESIDENT: [REDACTED] SEX: M

HEIGHT: 5'10" EYES: BR

EMPLOYER: UNK

POSITION & SHIFT: HVAC 1st Shift (7-4p M-F)

LIST ANY FIRE/EMS OR DEFENSIVE DRIVING CLASSES COMPLETED: You have my files 14 yrs

REQUIRED TRAINING & DUTIES

I UNDERSTAND THAT I WILL BE GOVERNED BY THE BY-LAWS OF THE GIBBON VOLUNTEER FIRE DEPARTMENT.

Upon completion by the applicant this application must be witnessed by 2 active members of the Gibbon Fire Department

SIGNED: [Signature] Date: 2-13-25  
Applicant  
Tel. No: 308-224-6141 Cell No: [REDACTED]

WITNESS: Stephanie Brown WITNESS: [Signature]

RECEIVED: 3/3/25 18:00  
Date Time

Stephanie Brown  
By Secretary

Presented to Executive Committee 3/3/25



Executive Committee Comments: update CPR, Can do a lot of good, have training and knowledge.

GIBBON VOLUNTEER FIRE DEPARTMENT  
AND  
RESCUE SQUAD

*Voled on  
3/10/25  
Accepted  
Stephanie  
Brown  
Secretary*

NAME: Dustin Etsler

PHYSICAL ADDRESS: 414 3rd Street MAILING ADDRESS: PO Box 567

DATE: \_\_\_\_\_ AGE AT PRESENT:   
SOCIAL SECURITY: \_\_\_\_\_ DRIVERS LICENSE:   
RESIDENCE: \_\_\_\_\_ SEX: M  
HEIGHT: \_\_\_\_\_ HAIR: Brn EYES: Brn

EMPLOYER: City of Gibbon 16+ years

POSITION & SHIFT: Cemetery Superintendent / Streets Monday - Friday

LIST ANY FIRE/EMS OR DEFENSIVE DRIVING CLASSES COMPLETED: N/A

CPR long time ago / need Renewed

REQUIRED TRAINING & DUTIES

I UNDERSTAND THAT I WILL BE GOVERNED BY THE BY-LAWS OF THE GIBBON VOLUNTEER FIRE DEPARTMENT.

Upon completion by the applicant this application must be witnessed by 2 active members of the Gibbon Fire Department

SIGNED: Dustin Etsler Date: 3-10-25  
Applicant

Tel. No: \_\_\_\_\_

Cell No: 308-440-6778

WITNESS: Jeff [Signature] WITNESS: Stephanie Brown

RECEIVED: 3/10/25 1855  
Date Time

Stephanie Brown  
By Secretary

Presented to Executive Committee 3/10/25

Executive Committee Comments: Can be beneficial  
fire for now maybe EMS in the future



FOR OFFICE USE ONLY	
Permit Number: <u>AP-2025-07</u>	Date Paid: _____
Value of Improvement: _____	Fee Paid: Cash \$ _____
Floodplain: <input type="checkbox"/> Yes <input type="checkbox"/> No	Check \$ _____ # _____
Present Zoning: AGR, R-1, R-2, R-3, C-1, C-2, I, F-1, PUD-1	Initial: _____

APPLICATION FOR ANIMAL PERMIT  
GIBBON, NEBRASKA

Name Dustin Eutster

Date 2-21-25 Phone 208-440-6778

Address 414 3rd street

Email Address dustineutster79@yahoo.com

Location of Animal(s) Backyard 414 3rd Street

Type of Animal (s) chickens

Number of Animal(s) 10

Length of time animals will be in City Limits: From Jan 25 to Jan 26

Comments \_\_\_\_\_

**\*\*THIS PERMIT MAY BE REVOKED AT THE DESCRETION OF THE COUNCIL\*\***

=====  
*Office Use Only*

Date Approved \_\_\_\_\_ Date Expire \_\_\_\_\_

\_\_\_\_\_  
(Mayor)

\_\_\_\_\_  
(Attest)

\_\_\_\_\_  
(Date)

SEAL



FOR OFFICE USE ONLY	
Permit Number: <u>AP-2025-08</u>	Date Paid: _____
Value of Improvement: _____	Fee Paid: Cash \$ _____
Floodplain: <input type="checkbox"/> Yes <input type="checkbox"/> No	Check \$ _____ # _____
Present Zoning: AGR, R-1, R-2, R-3, C-1, C-2, I, F-1, PUD-1	Initial: _____

APPLICATION FOR ANIMAL PERMIT  
GIBBON, NEBRASKA

Name Gustavo Ramirez Sanchez

Date 2-24-25 Phone 308 708 3045

Address 602 2ND ST

Email Address gustavoymaria77@gmail.com

Location of Animal(s) 602 2ND ST

Type of Animal (s) chicken y quail

Number of Animal(s) 50 chicken y 50 quail

Length of time animals will be in City Limits: From \_\_\_\_\_ to \_\_\_\_\_

Comments \_\_\_\_\_

**\*\*THIS PERMIT MAY BE REVOKED AT THE DESCRETION OF THE COUNCIL\*\***

=====  
*Office Use Only*

Date Approved \_\_\_\_\_ Date Expire \_\_\_\_\_

\_\_\_\_\_  
(Mayor)

\_\_\_\_\_  
(Attest)

\_\_\_\_\_  
(Date)

SEAL

**RESOLUTION NO. 2025-02**

Resolution for Leadership Certified Community Re-certification

WHEREAS, local municipal government, county government, and regional economic development entities must provide leadership and coordination for community development efforts; and

WHEREAS, community development needs can best be solved through a cooperative effort between local, county, regional and state economic development organizations and entities; and

WHEREAS, there is a need to recognize and promote our community's organizational readiness, infrastructure investment, and ability to respond to business needs, and

WHEREAS, we have been a Nebraska Department of Economic Development's Leadership Certified Community that has helped us as a resource promoting our community's economic development preparedness;

THEREFORE, the village board or city council of Gibbon do herewith pledge their full support, endorsement, and cooperation for the Re-certification in the Nebraska Department of Economic Development's Leadership Certified Community Program.

PASSED AND APPROVED this \_\_\_\_\_ day of March, 2025.

\_\_\_\_\_  
Leon Stall, Mayor

ATTEST:

\_\_\_\_\_  
Pamela Rasmussen, CMC, City Clerk

**RESOLUTION NO. 2025-03**

A RESOLUTION OF THE MAYOR AND CITY COUNCIL OF THE CITY OF GIBBON, BUFFALO COUNTY, NEBRASKA, to modify the amount and fixed cost of contaminates allowed from Gibbon Pack to the Waste Water Treatment Plant.

BE IT RESOLVED BY THE MAYOR AND CITY COUNCIL OF THE CITY OF GIBBON, BUFFALO COUNTY, NEBRASKA, AS FOLLOWS:

Section 1: The amount of contaminates that Gibbon Pack shall be allowed to discharge into the Gibbon Waste Water Treatment Plant on a monthly average shall be the following levels:

BOD	10,889 kg/day
FOG	6,800 kg/day
TKN	1,314 kg/day
TSS	11,799 kg/day
Chlorides	1,068 kg/day

Section 2: The amount of fixed rate increase from \$97,246.00 per month to \$116,220.00 per month an increase of \$18,974.00 per month. Capital construction bond cost of \$3,450.00. Total monthly fixed billing \$119,670.00 beginning with the March 2025 billing.

These levels and rates shall be based on a 30-day month.

Section 3: Maximum daily levels of contaminates may be unilaterally imposed at a later date.

PASSED AND APPROVED this \_\_\_\_\_ day of \_\_\_\_\_, 2025.

\_\_\_\_\_  
Leon Stall, Mayor

ATTEST:

\_\_\_\_\_  
Pamela Rasmussen, CMC, City Clerk

Department	Fee Description	FY 21-22	City Code	FY 25-26	
Administration				Updates needs approved by Council	
	Non Public Records; documents, per page double sided	0.10	Neb. RS 18-1701		
	Public Records; documents, per page double sided			\$ 0.25	
	Public Records; documents, large format			\$ 25.00	/hour after first 8 hours of research by staff member
	Public Records; electronic per 2GB device not city provided			\$ 25.00	/hour after first 8 hours of research by staff member
	Public Records; documents, large format (non-resident)			\$ 25.00	Hourly
	Public Records; documents, per page double sided			\$ 0.25	
	Public Records; Staff cost (non-resident)			\$ 25.00	Hourly
	Public Records; Attorney Review (non-resident)			\$ 175.00	Hourly
	Liquor License Permit, Class D	200.00	110.23		
	Liquor License Permit, Class C	300.00	110.23		
	Liquor License Permit, Class CK	300.00	110.23		
	Tobacco License	10.00	111.01		
	Pedder Permit; Sidewalk	10.00	112.01	\$ 100.00	
	Pedder Permit; Door to Door	10.00	112.01	\$ 100.00	
	Hall Rental; Refundable Deposit; Daily			\$ 100.00	
	Hall Rental; Small Events; Daily			\$ 50.00	
	Hall Rental; Non-profit, charging admission; Daily			\$	Deposit only?
	Sales Tax Rate	5.50%	35.75		
	City Tax Rate	1.50%	35.75		
Administration/ Community					
Development					
	All-Terrain Vehicle (New Application)		661	\$ 50.00	New
	All-Terrain Vehicle (Renew Application)		661	\$ 25.00	Renewal
	Building Permit; Residential, Commercial, Industrial	25.00	150.05		
	Building Permit; Sign	10.00	150.05		
	Filing Fee; Preliminary Plat & Final Plat (together)	75.00	150.05		
	Filing Fee; Variance	N/A	151.09		
	Permit; Curb Cutting	N/A	94.15	\$ 25.00	
	Permit; Animal Permit	0.00	90.11		
	Permit; Re-Zoning Permit	25.00	150.05		
	Permit; Conditional Use Permit	25.00	150.05		
	Permit; Appeal to Board of Adjustment	25.00	150.05		
	Permit; Property Split	0.00			
Library					
	Library Card		95.02	Free	
	Lost Materials		95.02	Current Replacement Cost	
	Overdue Fees; daily		95.02	.10 a day for books/magazines - \$1 a day for dvds	
	Projector and Screen Rental; Deposit?; Daily		95.02	Free	
	Printing/Copies; per sheet		95.02	.10 a page for black and white - .25 a page for color	
	Faxing		95.02	\$1 a page (We do offer a free alternative which is scanning to email if they'd like.)	
	Lamination		95.02	\$1 a page	
	Using the Accucut		95.02	Free	
Parks and Recreation					
	Swimming Pool; Admission Daily	4.00	33.07		
	Swimming Pool; Admission Daily Pass, Aerobics	3.00	33.07		
	Swimming Pool; Admission Season Pass, Family	110.00	33.07		
	Swimming Pool; Admission Season Pass, Individual	55.00	33.07		
	Swimming Pool; Admission Season Pass, Daycare	275.00	33.07		
	Swimming Pool; Admission Season Pass, Aerobics	25.00	33.07		
	Swimming Pool; Pool Party Admission 0-50 people	110.00	33.07		
	Swimming Pool; Pool Party Admission 51-100 people	125.00	33.07		
	Swimming Pool; Pool Party Admission 101-150 people	250.00	33.07		
	Swimming Pool; Pool Party Admission 151-200 people	350.00	33.07		
	Golf; Cart Rental Individual Annually	275.00	33.10		
	Golf; Cart Rental Family Annually	375.00	33.10		
	Golf; Cart Storage Fee Annually	250.00	33.10		
	Golf; Cart Rental Daily	8.00	33.10	\$ 10.00	
	Golf; Daily Round (9 holes)	14.00	33.10	\$ 16.00	
	Golf; Annual Rounds Individual Yearly Membership	300.00	33.10		
	Golf; Annual Rounds Family Yearly Membership	425.00	33.10		
	Golf; Annual Rounds Junior Yearly Membership (15 years - 17 years)	200.00	33.10		
	Golf; Club house/Golf Course Rental Deposit (Non Tournament)	400.00	33.10		
	Golf; Club House/Golf Course Rental Member (Non Tournament)	400.00	33.10		
	Golf; Club House/Golf Course Rental Non-Member (Non Tournament)	500.00	33.10		
	Golf; Tournament (Non Meal per person)	25.00	33.10		
	Golf; Small Parties Members 25 people or less	100.00	33.10		
	Golf; Small Parties Non-Members 25 people or less	125.00	33.10		
	Golf; Small Parties Deposit 25 people or less	100.00	33.10		
	Golf; Large Parties Members 25-50 people	125.00	33.10		
	Golf; Large Parties Members 25-50 people	150.00	33.10		
	Golf; Large Parties Deposit 25-50 people	125.00	33.10		
	Field Use; Daily (Davis)			\$ 100.00	
	Field Use; Daily (Legion/per field)			\$ 35.00	
	Field Use; Weekends/Holiday Extra Staff/local organization (per field)			\$ 75.00	
	Field Use; Weekends/Holiday Extra Staff/non-local organization (per field)			\$ 150.00	
	Field Use; Concessions/Ball Association			\$	
	Park Use; Picnic Tables/Trash Bins	0.00			
	Park Use; Returnable Use Deposit	100.00			
Cemetery					
	Grave; Opening Cremation	200.00			
	Grave; Opening Full Burial	350.00		\$ 450.00	
	Grave; Opening Baby	200.00			
	Grave Plots; All Sections	400.00			
	Columbarium Plots; All Niches	750.00			
	Grave Plot; Perpetual Care	150.00	35.65		
	Columbarium; Opening	50.00			
	Burial; Stone Flagging	20.00		\$ 50.00	
	Burial; Transfer of Deed	5.00			



	Burial; Winter Fee (frozen ground)	100.00		\$250 full/\$100 cremation				
	Burial; Saturdays Cremation	400.00						
	Burial; Saturdays Full Burial	700.00		\$ 900.00				
	Burial; Saturdays Baby	400.00						
Utilities		2024-2025	Ordinance No. 677/678		updated March each year			
	Utility: Deposit	100.00		\$ 100.00				
	Utility: Late Fee	15.00		\$ 15.00				
	Water; Reconnect Fee, Daytime	50.00		\$ 50.00				
	Water; Reconnect Fee, After hours	100.00		\$ 100.00				
	Solid Waste; Residential	13.00		\$ 13.00				
	Solid Waste; Residential extra bin	2.00		\$ 2.00				
	Water; 1" Meter Customer Charge	24.75		\$ 28.75				
	Water; 1" Meter Usage Charge/1000 gallons	1.40		\$ 1.65				
	Water; 1" Meter Usage (Second Meter)	6.50		\$ 7.60				
	Water; 1" Meter Usage Charge/1000 gallons (Second Meter)	1.40		\$ 1.65				
	Water; 2" Meter Customer Charge	46.50		\$ 53.75				
	Water; 2" Meter Usage Charge/1000 gallons	1.40		\$ 1.65				
	Water; 2" Meter Usage (Second Meter)	18.75		\$ 23.50				
	Water; 2" Meter Usage Charge/1000 gallons (Second Meter)	1.40		\$ 1.65				
	Water; 3" Meter Customer Charge	92.25		\$ 110.50				
	Water; 3" Meter Usage Charge/1000 gallons	1.40		\$ 1.65				
	Water; 4" Meter Customer Charge	173.75		\$ 206.25				
	Water; 4" Meter Usage Charge/1000 gallons	1.40		\$ 1.65				
	Water; Over 4" Meter Customer Charge	3840.00		\$ 4,530.00				
	Water; Over 4" Meter Usage Charge/1000 gallons (Second Meter)	1.40		\$ 1.65				
	Water; No Meter Customer Charge	23.00		\$ 23.00				
	Water; Vacation Rate, Residential Customer Meter Charge	24.75		\$ 24.75				
	Sewer; Residential Customer Charge	33.00		\$ 38.00				
	Sewer; Commercial Customer Charge	40.50		\$ 49.00				
	Sewer; Apartment Customer Charge	454.00		\$ 521.00				
	Sewer; School and Centennial Manor Customer Charge	262.82		\$ 301.64				
	Water; Meter & Pit, Wireless Radio Head	167.00		\$ 167.00				
	Water; Meter & Pit, Water Meter Iperl (1" Meter)	208.00		\$ 208.00				
	Water; Meter & Pit, Water Meter Iperl (2" Meter)	917.00		\$ 917.00				
	Water; Meter & Pit, Iperl 25' 3 Wire Cable	18.07		\$ 18.07				
	Water; Meter & Pit, 1" Meter Yoke	22.00		\$ 22.00				
	Water; Meter & Pit, 1" Corp	92.42		\$ 92.42				
	Water; Meter & Pit, 1" Poly Pipe/ft	2.53		\$ 2.53				
	Water; Meter & Pit, Banjo 1" Hose Clamps	2.00		\$ 2.00				
	Water; Meter & Pit, 1" Compression Coupler	26.08		\$ 26.08				
	Water; Meter & Pit, 6" x 1" tapping saddle	62.77		\$ 62.77				
	Water; Meter & Pit, Curb Stop Stem	13.47		\$ 13.47				
	Water; Meter & Pit, Meter Coil Pit	1123.60		\$ 1,123.60				
	Water; Meter & Pit, Lid Kit	100.37		\$ 100.37				
	Water; Meter & Pit, Insulating Disk	36.10		\$ 36.10				
	Water; Meter & Pit, Curb Box	49.16		\$ 49.16				
	Water; Meter & Pit, Curb Stop Valve	90.42		\$ 90.42				
	Water; Meter & Pit, Tapping Fee	250.00		\$ 250.00				
	Water; Bulk Water, First 1000 gal	25.00		\$ 25.00				
	Water; Bulk Water, Every 1000 gal over 1000	5.00		\$ 5.00				
	Water; Labor/hr/individual	50.00		\$ 50.00				
Charge Out Rates								
	Water or Sewer, hourly, per staff			\$ 50.00				
	Water or Sewer, hourly, per staff, after hours/holiday			\$ 100.00				
	Street or Parks, hourly, per staff			\$ 50.00				
	Parks Equipment, hourly			\$ 75.00				
	Street or Parks, hourly, per staff, after hours/holiday			\$ 100.00				
	Cemetery, hourly, per staff			\$ 50.00				
	Cemetery, hourly, per staff, after hours/holiday			\$ 100.00				
	Heavy Equipment, hourly			\$ 150.00				
	Attachment			\$ 50.00				
	Equipment, hourly, after hours/holiday			\$ 300.00				
	BCSO Rate							

**SDL – LOCAL RECOMMENDATION**

NEBRASKA LIQUOR CONTROL COMMISSION  
301 CENTENNIAL MALL SOUTH  
PO BOX 95046  
LINCOLN, NE 68509-5046  
PHONE: (402) 471-2571  
FAX: (402) 471-2814  
EMAIL: [lcc.sdl.licensing@nebraska.gov](mailto:lcc.sdl.licensing@nebraska.gov)  
WEBSITE: [www.lcc.nebraska.gov](http://www.lcc.nebraska.gov)

**125345**

**Pistoleros Bar & Mexican Grill LLC**

License #

Licensee Name/Non-Profit Organization

Event location name: **Gibbon Community Hall**

Event address/location: **1029 Court Street, Gibbon, NE 68840**

Event Type: **Quinceanera Party**

Event date(s): **04/26/2025**

Event start time(s): **04:30 PM 12:00 AM**

Event end time(s):

Indoor area to be licensed in length & width: **100** x **50**

Outdoor area to be licensed in length & width: \_\_\_\_\_ X \_\_\_\_\_ (Must submit a diagram)

Estimated number of attendees: **150**

Alternate dates/times: **N/A**

Alternate location name/location: **N/A**

Type of alcohol to be served: Beer  Wine  Distilled Spirits

Event contact name: **Renato Molina** Event contact phone number: **308-371-7673**

Event contact Email: **matamx1987@g-mail.com**

\*Signature Authorized Representative: *Consuelo Hernandez*

**Local Governing Body completes below:**

The local governing body for the City of \_\_\_\_\_ **OR** \_\_\_\_\_  
County of \_\_\_\_\_ approves the issuance of a Special Designated License as  
requested above.

Local Governing Body Authorized Signature

Date

# SDL - LOCAL RECOMMENDATION

NEBRASKA LIQUOR CONTROL COMMISSION  
301 CENTENNIAL MALL SOUTH  
PO BOX 95046  
LINCOLN, NE 68509-5046  
PHONE: (402) 471-2571  
FAX: (402) 471-2814  
EMAIL: [lcc.sdl.licensing@nebraska.gov](mailto:lcc.sdl.licensing@nebraska.gov)  
WEBSITE: [www.lcc.nebraska.gov](http://www.lcc.nebraska.gov)

125345

Pistoleros Bar & Mexican Grill LLC

License #

Licensee Name/Non-Profit Organization

Event location name: Walker Hall

Event address/location: 809 Front St, Gibbon, NE 68840

Event Type: Graduation Party

Event date(s): 05/17/2025

Event start time(s): 04:30 PM 12:00 AM

Event end time(s):

Indoor area to be licensed in length & width: 75 x 50

Outdoor area to be licensed in length & width: \_\_\_\_\_ X \_\_\_\_\_ (Must submit a diagram)

Estimated number of attendees: 150

Alternate dates/times: N/A

Alternate location name/location: N/A

Type of alcohol to be served: Beer  Wine  Distilled Spirits

Event contact name: Renato Molina Event contact phone number: 308-371-7673

Event contact Email: matamx1987@g-mail.com

\*Signature Authorized Representative: Consuelo Hernandez

### Local Governing Body completes below:

The local governing body for the City of \_\_\_\_\_ **OR** \_\_\_\_\_  
County of \_\_\_\_\_ approves the issuance of a Special Designated License as  
requested above.

Local Governing Body Authorized Signature

Date

**SDL – LOCAL RECOMMENDATION**

NEBRASKA LIQUOR CONTROL COMMISSION  
301 CENTENNIAL MALL SOUTH  
PO BOX 95046  
LINCOLN, NE 68509-5046  
PHONE: (402) 471-2571  
FAX: (402) 471-2814  
EMAIL: [lcc.sdl.licensing@nebraska.gov](mailto:lcc.sdl.licensing@nebraska.gov)  
WEBSITE: [www.lcc.nebraska.gov](http://www.lcc.nebraska.gov)

**125345**

**Pistoleros Bar & Mexican Grill LLC**

License #

Licensee Name/Non-Profit Organization

Event location name: **Gibbon Community Hall**

Event address/location: **1029 Court Street, Gibbon, NE 68840**

Event Type: **Quinceanera Party**

Event date(s): **05/24/2025**

Event start time(s): **04:30 PM 12:00 AM**

Event end time(s):

Indoor area to be licensed in length & width: **100** x **50**

Outdoor area to be licensed in length & width: \_\_\_\_\_ X \_\_\_\_\_ (Must submit a diagram)

Estimated number of attendees: **150**

Alternate dates/times: **N/A**

Alternate location name/location: **N/A**

Type of alcohol to be served: Beer  Wine  Distilled Spirits

Event contact name: **Renato Molina** Event contact phone number: **308-371-7673**

Event contact Email: **matamx1987@g-mail.com**

\*Signature Authorized Representative: *Consuelo Hernandez*

Local Governing Body completes below:

The local governing body for the City of \_\_\_\_\_ **OR** County of \_\_\_\_\_ approves the issuance of a Special Designated License as requested above.

Local Governing Body Authorized Signature

Date