

Board of Education Regular Meeting
Monday, November 16, 2020 7:30 PM
Fillmore Central High School
1410 L Street
Geneva, NE 68361-1599

1. **Call to Order**
2. **Recognize Open Meetings Laws and location of the poster**
3. **Roll Call**
4. **Declaration of Legal Meeting/Excuse Absences**
 1. Declaration of Legal Meeting
 2. Excuse Absences
5. **Public Comment**
6. **Reports from Administration**
7. **Action Items**
 1. Approval of the Minutes of the following board meetings: October 12, 2020
 2. Receive, review and accept Finance reports
 3. Review and approve the General Fund Claims
 4. Review and approve the Building Fund Claims
 5. Review and approve the Depreciation Fund claims
8. **Discussion Items**
 1. Feasibility Study
 2. Beef Boosters
 3. Review Board Self- Evaluation
 4. Staff Planning/Professional Development Day(s)

5. Next Meeting will be December 14, 2020
6. Negotiations and Superintendent Evaluation (Executive Session if needed)
 1. Executive Session (If Needed)
 2. Reconvene Regular Meeting
9. **Adjourn Meeting**

FCPS BOE Meeting November 16, 2020

Principal's Report

Fillmore Central Elementary School

In addition to sending home packets of work, the FCES teachers have been working with parents to provide students who are quarantined the opportunity to zoom into the classroom. Teaching to the class that is there in-person, and to the students who are zooming into the classroom has been challenging at times. Teachers that have been quarantined have also been able to teach into the classroom via zoom if they are feeling up to it. I would like to thank the teaching staff for their efforts.

Parent/Teacher conference attendance (virtual or in-person) was at 93%.

Teachers have contacted all parents who did not attend at their scheduled time.

Red Ribbon Week was recognized Oct. 26th - 30th. "Paws-itively Proud to be Drug Free" was the theme for the week. Charlie Zeilinger won the poster contest, and her poster is now being displayed at the elementary.

The elementary winter musical will be a virtual K-4th grade event. The tentative plan is to record the student performance during the school day and release the recording on the scheduled date (Dec. 21).

Upcoming Dates/Events:

Nov. 19	Staff Meeting
Nov. 20	Mid Quarter
Nov. 25-27	No School for Thanksgiving Break
Nov. 30	Elementary Parent Advisory Committee (EPAC) Meeting @ 7:00pm
Dec. 2	Early Dismissal @ 1:05pm for PD

Middle School Principal Report

Submitted by Steve Adkisson

FCPS BOE Meeting November 16, 2020

It is only fitting that I begin my monthly BOE report with a shout out to my building staff. The pandemic that our country is in has led to a very challenging school year for all of us. However, there has never been a hesitation from any middle school staff member in doing what is best for our students. Teaching/education is a vocation that is too often taken for granted and easily chastised, but one I have never been more proud to be part of. I also appreciate all of the support that the administrative team, district staff, and BOE have given to make this year successful. All of this brings more meaning to our theme for this school year - #BetterTogether.

Professional Development

Wednesday, November 4th professional development continued to support the Professional Learning Community that is being established within the district. The work and support of the MTSS leadership team has been vital in getting the PLC started and will be vital in supporting its role in improving student learning.

Geography Bowl

This week the National Geographic announced their difficult decision to not sponsor their annual Geography Bowl competition. The middle school is committed to having a school competition this spring to select our building champion, even though they will not be able to move on in this national competition format.

Parent-Teacher Conferences

The fall conferences were held at the high school on Wednesday, October 21 from 2 – 9 p.m. The opportunity for **face-to-face** conversation with parents plays a vital role in communicating the successes that their students have experienced, as well as any areas of concern that needs to be addressed. Below are the percentages of attendance for each class:

5th grade - 31/46 = 67%

6th grade - 26/47 - 55%

7th grade - 31/47 - 66%

8th grade - 22/37 - 59%

Athletics

The winter sports seasons are underway for our wrestling and girls basketball programs. The wrestling team traveled to the Superior Invite on Saturday, November 7, and our girl's basketball teams began play on Monday, November 9. The wrestlers have one home competition this year on Tuesday, November 24. The meet will be held at the high school gym.

Red Ribbon and Bully Prevention Week

Red Ribbon Week was observed at Fillmore Central Schools from October 26 – 30. Several activities were planned to encourage students to choose to be Drug and Bully Free. Students submitted entries in a poster contest earlier in the month and were judged as part of Red Ribbon Week activities. Preston Komenda and Connor Siebert were chosen runners-up and Brenner McCann-Coen designed the winning poster. A banner of Brenner's poster was made and will be displayed in the middle school gym.

October SOM

To be selected "Student of the Month" a student must be nominated by a middle school staff member and demonstrated positive behavior in the areas of Responsibility, Respect, and Safety. This month's SOM were presented a SOM t-shirt.

5th Grade - Daniel Ordonez

6th Grade – Evelyn Meyer

7th Grade – Addison Treinen

8th Grade – Annika Frook

November 2020
Mr. Theobald

AD Report

- The winter sports season begins on November 16th. We have had several meetings and conversations with our coaches about how best to move forward and keep our kids safe. While there is no perfect plan, we are doing everything we can to allow our kids the opportunity to participate. Here are the anticipated participation numbers:
 - GBB - 19
 - BBB - 23
 - W - 24
- Fall Athletic Participation: (these #'s include FC only - no E-M, Friend or Heartland Boys Home students). I plan to share out final numbers for all activities at the conclusion of each season.
 - Boys - 51.0% (50 out of 98)
 - Girls - 40.3% (27 out of 67)
- Pam Rose gifted some memorial money to the school. In talking with her, we thought a new score table for the high school gym might be appropriate. I was part of a similar project in a previous school. With the table we are looking at, there would be 2 panels that are customizable in which we could put our mascot and also recognize the Rose family. Would this be acceptable?
- A couple of months ago I mentioned that I had applied for a recycling grant to reimburse part of the cost for the track resurfacing. Turns out I was given some incorrect information and our grant will not be approved this year. The good news is that when the next grant opens in July, we can still apply.
- In looking at maximizing our time and efforts with concessions, I would like to explore allowing an outside group/individual to take on concessions at SB games. Here is a breakdown of our gross receipts the past 4 years:
 - 2017 - \$1336.51 (3 JV/V nights, 1 tri and SNC)
 - 2018 - \$1009.50 (4 JV/V nights, 1 tri.)
 - 2019 - \$1014.62 (3 JV/V nights, FC Quad)
 - 2020 - \$1667.60 (5 JV/V, FC Quad, 1 tri.)

Generally speaking we pay out to our groups that work concessions somewhere between 37% and 40% of the gross receipts. Based on the time involved in hauling supplies down to the field, renting the trailer, etc., we are not really doing much more than providing a service. Would the board be interested in allowing another group to take on the concession stand at SB? We could ask the outside party to make a donation to the school as well.

- Our softball coop with Exeter-Milligan and Friend expires this year. In talking with those schools, everyone is on board with continuing for another 2-year cycle.
- The entrance area to the greenhouse has been completed. It looks fabulous. Thank you to All Around Landscaping for their time and efforts.
- Beginning Wednesday, November 11th, the governor issued several changes to the current DHM's. Those that have the most impact on us are that we are now at 25% capacity for indoor events, and attendees at these events need to be from the household of

the athletes participating in the contests. We are working through plans on how this will work for basketball games and wrestling events.

Principal Report

- We only had about 30% turnout for our parent-teacher conferences. In a normal year, we have between 60% and 70%. I did get some positive feedback from parents regarding HS teachers being able to visit with them in their classrooms. On the other hand, several parents did miss everyone being in the gym as it was easier to find all of the teachers they wanted to see.
- Our teachers have done an outstanding job of working with students over the last couple of months, balancing in class learning as well as working with students remotely. This may not seem like a big deal, but it does create more work and more stress. However, they have not complained, rather they are just concerned that they can still reach their students.
- We held two ICU Blitz days during October. On the Thursday of Homecoming week, we held a cornhole tournament for all students that were not on the ICU list and not failing any classes. Those students who were on the ICU list or failing, had to stay inside and work to get caught up. There were about 50 assignments turned in during this one class period. On October 29th we held our annual pumpkin bowling blitz. We used the same criteria for this event as the cornhole tournament. Approximately 35 assignments were completed during this blitz
- The NCA puts on a Sportsmanship and Leadership Summit annually. We have traditionally sent a group of kids on opposite years of the SNC Sportsmanship Summit. This year the NCA program was held virtually, and for the same cost of sending one team (\$140), schools were allowed to have unlimited access to the live event. On November 10th, all 9-12 students were able to listen to the speakers in their respective homeroom's, from 9:30 a.m. to 11:30 a.m.
- Our annual Veterans's Day Program was held on November 11th. All classes were able to view the event on Striv. Thank you's related to this event include Mr. Dahl and Mr. Kaye-Skinner for help with the audio and video, Mr. Scheil for the physical set up and students Garrett Nichols and Gillian Gangtad for the playing of taps and the echo.

6. Superintendent's Report

- 6.1 Our students and staff continue to do a great job in dealing with COVID. I have been in a number of state health webinars, zooms, and private discussions with NDE, DHHS, Public Health Solutions, and Fillmore County Hospital in the past two weeks. Some of the speakers on these calls have been the Governor, Commissioner of Education, State Medical Officer Gary Anthone, and Public Health Executive Directors. They all continue to PRAISE the work that is happening in schools right now.
- 6.2 NASB free Board Service – Marcia Herring. A foundation gave money to NASB to provide support services for districts with new superintendents. We can choose one free service with a mutually agreeable date. Possible services would be Goal Planning, Community Engagement, District Organization, Long-range planning, Boardmanship, New Board Member training. We could probably ask for a topic that you choose as well.
- 6.3 New executive order that board members in quarantine can be virtual, count toward a quorum, and vote.
- 6.4 We worked with Marty Seward to hold this year's Veterans' Day Program virtually. We appreciated the guys that came out and held the ceremony to honor Veterans. Aaron Dahl and Ben Kaye-Skinner helped us to be able to Striv. it. Garrett Nichols and Gillian Gangstad provided the playing of Taps.
- 6.5 We were able to have a retired educator coffee shortly after the last board meeting. I really enjoyed my time that morning. We had 11 people attend. When things calm down we will try and do it again. Great feedback and ideas.
- 6.6 The Audit report has come in and I have a hard copy for you. We will have formal approval of the audit on the action items in December. I will be completing an annual report in the next couple of weeks using some of this information.
- 6.7 Elementary HVAC update

7. Action Items

- 7.1 Minutes – the minutes of the October regular board meeting are on the Sparq meetings site for your review and approval.
- 7.2 Financial Reports – the reports from October 1 through October 31 are for your review and are on the Sparq meetings website.

7.3 General Fund Claims – If you need more information on any claims, contact Lynne or I prior to the board meeting and we will get that for you.

7.4 Building Fund Claims –

8. Discussion Items

8.1 Feasibility Study

8.2 Beef Boosters

8.3 Review Board Self Evaluation-Jodi has compiled the results

8.4 Staff Planning/Professional Development Day(s)

8.5 Next Board Meeting-is schedule for Monday, December 14, 2020 at 7:30

8.6 Negotiations and Superintendent Evaluation (executive session if needed)

Board of Education Regular Meeting
Monday, October 12, 2020 7:30 PM Central

Fillmore Central High School
1410 L Street
Geneva, NE 68361-1599

Shaun Farmer: Present
Doug Gergen: Absent
Christin Lovegrove: Present
Mike Motis: Present
P.J. O'Connor: Present
Jana Schelkopf: Present
Present: 5, Absent: 1.

1. Call to Order

President O'Connor called the meeting to order at 7:30 pm.

2. Recognize Open Meetings Laws and location of the poster

3. Roll Call

4. Declaration of Legal Meeting/Excuse Absences

4.1. Declaration of Legal Meeting

Recommendation that this regular meeting of October 12, 2020 be declared a legal meeting passed with a motion by Jana Schelkopf and a second by Mike Motis.

Doug Gergen: Absent, Shaun Farmer: Yea, Christin Lovegrove: Yea, Mike Motis: Yea, P.J. O'Connor: Yea, Jana Schelkopf: Yea

Yea: 5, Nay: 0, Absent: 1

4.2. Excuse Absences

Recommendation that the Board excuse the absence of member Doug Gergen from the October 12, 2020 regular meeting passed with a motion by Mike Motis and a second by Christin Lovegrove.

Doug Gergen: Absent, Shaun Farmer: Yea, Christin Lovegrove: Yea, Mike Motis: Yea, P.J. O'Connor: Yea, Jana Schelkopf: Yea

Yea: 5, Nay: 0, Absent: 1

5. Public Comment

6. Reports from Administration

Fillmore Central Elementary – Mr. Veleba reported that we are almost a quarter through the school year. Everyone is doing a really nice job in the building following protocols. Nebraska State Testing for grades 3-8 will start with a pilot test this spring, on the same platform that our MAP testing is on and it will stay inside the grade level. Parent Teacher Conferences are October 21st at the Elementary. 30-35% of the population wanted a virtual conference.

Fillmore Central Middle School – Mr. Adkisson reported that Student Council interviews have been completed and selected. Sound Sensations has about 30 participants and they are practicing at the high school in the multipurpose room. Parent Teacher Conferences will be held at the high

school with 5th & 6th grade teachers in the multipurpose room and 7th & 8th grade teachers in the gym.

Fillmore Central High School/Athletic Director – Mr. Theobald reported that the High School has been able to have much of the same activities as normal. There have been some differences in attendance, etc., issues. FCCLA, FBLA, and FFA have been able to do the fall leadership conferences online. Parent Teacher conferences will be held as normal with teachers staying in their rooms. ICU seems to be going well again with a tremendous increase in the amount of assignments turned in and fewer kids on the "down list" because of it. There is a shortage of substitutes. Staff are doing a great job covering for each other. Mike Motis donated about 350 lbs of sausage to the breakfast program.

Fillmore Central Superintendent – Mr. Cumpston reported that things are going well, but still trying to develop and identify contingency plans. The Board self-evaluation document was distributed. The Fillmore Central district got an "optional" survey towards the beginning of July. Aaron Dahl and Jodi Meyer spent a few hours answering questions about becoming 1 to 1 at each grade level. GEARS Act grant will go to schools that filled out the form. Fillmore Central indicated that they needed 107 iPads. By the time we get these in, we should be K-12 1-to-1 on technology. LB1186 is a new law that updates injuries for staff members. All student will receive free lunches/breakfasts through food program and USDA for the first semester or until the funding is gone. The feasibility study likely to be presented in December.

7. Action Items

7.1. Approval of the Minutes of the following board meetings: September 14, 2020 Budget Hearing, September 14, 2020 Tax Request Hearing, September 14, 2020 Regular Meeting
Recommendation that the Board approve the minutes from the September 14, 2020 Tax Request Hearing, the September 14, 2020 Budget Request Hearing and the September 14, 2020 regular meeting passed with a motion by Mike Motis and a second by Jana Schelkopf.

Doug Gergen: Absent, Shaun Farmer: Yea, Christin Lovegrove: Yea, Mike Motis: Yea, P.J. O'Connor: Yea, Jana Schelkopf: Yea
Yea: 5, Nay: 0, Absent: 1

7.2. Receive, review and accept Finance reports

Recommendation that the Board approve the financial reports as presented passed with a motion by Christin Lovegrove and a second by Jana Schelkopf.

Doug Gergen: Absent, Shaun Farmer: Yea, Christin Lovegrove: Yea, Mike Motis: Yea, P.J. O'Connor: Yea, Jana Schelkopf: Yea
Yea: 5, Nay: 0, Absent: 1

7.3. Review and approve the General Fund Claims

Recommendation that the Board approve the General Fund claims in the amount of \$172,983.69 as presented passed with a motion by Jana Schelkopf and a second by Christin Lovegrove.

Doug Gergen: Absent, Shaun Farmer: Yea, Christin Lovegrove: Yea, Mike Motis: Yea, P.J. O'Connor: Yea, Jana Schelkopf: Yea
Yea: 5, Nay: 0, Absent: 1

7.4. Review and approve the Building Fund Claims

No bills were received this month. There is approximately \$178,000 in anticipated claims, but there is not enough in the Building Fund to cover those claims at this time. Money will be transferred from the Depreciation Fund to cover the difference.

7.5. Review and take any necessary action on a new Superintendent Evaluation document Recommendation that the Board approve the Superintendent evaluation document as presented passed with a motion by Mike Motis and a second by Jana Schelkopf.

Doug Gergen: Absent, Shaun Farmer: Yea, Christin Lovegrove: Yea, Mike Motis: Yea, P.J. O'Connor: Yea, Jana Schelkopf: Yea
Yea: 5, Nay: 0, Absent: 1

7.6. Approve Title IX Coordinator

Recommendation that the Board approve Aaron Veleba as the Fillmore Central Public Schools Title IX Coordinator passed with a motion by Shaun Farmer and a second by Jana Schelkopf.

Doug Gergen: Absent, Shaun Farmer: Yea, Christin Lovegrove: Yea, Mike Motis: Yea, P.J. O'Connor: Yea, Jana Schelkopf: Yea
Yea: 5, Nay: 0, Absent: 1

7.7. Review, Consider and Discuss revisions to Board Policy #1500 (Board Meetings)

Recommendation that the board approve revision to Board Policy #1500 as presented (This policy will combine the following current policies which will be deleted: #1500, #1505, #1510, and #1545) passed with a motion by Christin Lovegrove and a second by Jana Schelkopf.

Doug Gergen: Absent, Shaun Farmer: Yea, Christin Lovegrove: Yea, Mike Motis: Yea, P.J. O'Connor: Yea, Jana Schelkopf: Yea
Yea: 5, Nay: 0, Absent: 1

7.8. Receive and Accept the resignation of Cindy Talley

Recommendation that the Board accept the resignation from Cindy Talley, Business Instructor, effective at the end of the 2020-2021 school year passed with a motion by Shaun Farmer and a second by Mike Motis.

Doug Gergen: Absent, Shaun Farmer: Yea, Christin Lovegrove: Yea, Mike Motis: Yea, P.J. O'Connor: Yea, Jana Schelkopf: Yea
Yea: 5, Nay: 0, Absent: 1

Comments of appreciation were made by board members for Mrs. Talley's long-term service to the district. She is providing extended notice to make sure Fillmore Central finds a high-quality replacement.

8. Discussion Items

8.1. KSB Policy Service

Questions on who reviews, how to review (section by section or the entire document), and when do they become effective? It was decided that the administrative team would review

section by section with the policies becoming effective as needed when they have been reviewed.

8.2. Teacher Negotiations

8.3. Beef Boosters

The Beef Boosters have donated about 12 beef to the school in the last year. They have asked if Fillmore Central would be interested in helping with the processing fees? A lot of discussion regarding what and how much the Fillmore Central district could or should contribute was held.

8.4. Elementary HVAC Project

The boilers are running. Chemical inhibitors have not arrived at this time. The heating system is ready. Door seals and leaks are being checked. Ceiling tiles and trim need to come out. Marty Kasl will come out in the next week or so to inspect the progress.

8.5. Next Meeting is November 9, 2020 or November 16, 2020 at 7:30 pm

The next meeting will be held on November 16, 2020.

9. Adjourn meeting

Recommendation that this regular meeting of October 12, 2020 be adjourned at 8:45 pm passed with a motion by Christin Lovegrove and a second by Mike Motis.

Doug Gergen: Absent, Shaun Farmer: Yea, Christin Lovegrove: Yea, Mike Motis: Yea, P.J.

O'Connor: Yea, Jana Schelkopf: Yea

Yea: 5, Nay: 0, Absent: 1

CLERK'S REPORT

Reporting Period: 10/31/2020

Beginning Checking Account Balance		\$2,347,477.08
Fillmore County Treasurer	General Taxes	\$545,529.04
NWEA	Refund	\$3,655.00
Parents	FCS Supplies	\$45.00
Educational Service Unit #6	October Classroom Rent	\$8,551.70
Payroll Accounts	Payroll Tax Deposits	\$99,803.96
South Central NE USD #5	High & Eberhardt Health Ins Premiums	\$2,008.16
Staff	Fitzgerald Vision Insurance Premium	\$16.95
Parents	Yearbook Sale-K Schademann	\$40.00
Parents	FCS Supplies	\$45.00
City of Geneva	Senior Center Rent	\$130.00
State of Nebraska	HAL Base	\$2,342.00
State of Nebraska	HAL Matching	\$3,466.00
State of Nebraska	State Aid	\$8,330.00
Heartland Bank	Checking Interest	\$220.80

Total Receipts	\$674,183.61
Plus Transfer from Hot Lunch Fund to Checking (Payroll Direct Deposits)	\$9,542.93
Less Disbursements	\$826,437.35

Checking Account Balance **\$2,204,766.27**

Bank Statement Balance	\$2,405,192.25
Less Outstanding Checks	(\$200,425.98)
Outstanding Hot Lunch Fund Direct Deposits	\$0.00

Checking Account Balance **\$2,204,766.27**

General Fund Checking Account Balance	\$2,204,766.27
FCPS Checking Account Balance	\$25,173.46
General Fund CD's (including accrued interest)	\$0.00
Total General Fund Balance	\$2,229,939.73

Prepared By:



Approved By:



Date Prepared:

11/2/2020

FCPS FUND - October 2020

Verizon Wireless	Cell Phones	\$242.70
Quadient Finance USA Inc	Middle School Postage	\$200.00
Geneva Home Center	Supplies	\$53.68
Ron Doremus	Supplies	\$7.38
Nebraska State Bar Foundation	Registrations	\$100.00
Quadient Finance USA Inc	High School Postage	\$800.00
Windstream	Telephone	\$1,038.72
TOTAL		\$2,442.48

MASTERCARD - October 2020


Amazon	Supplies	\$1,259.99
WalMart	Supplies	\$38.11
HP Store	Laptops	\$1,139.48
TOTAL		\$2,437.58

FUND REPORTS - October 2020							
BUILDING FUND							
9/1/2020	Month	YTD	Month	YTD	YTD	Current	Current
Beg. Bal.	Receipts	Receipts	Disburse.	Disburse.	Balance	Checking	CD
						Balance	Balance
\$ 126,726.51	\$ 34,865.58	\$ 166,200.80	\$ -	\$ 250,000.00	\$ 42,927.31	\$ 42,927.31	\$ -
GENERAL FUND PROPERTY TAX RECAP							
Budgeted	Current Mo.	YTD	YTD %				
Amount	Collected	Collected	Collected				
\$ 7,476,205.00	\$ 35,947.83	\$ 2,165,038.25	28.96%				
DEPRECIATION FUND							
9/1/2020	Month	YTD	Month	YTD	YTD	Current	Current
Beg. Bal.	Receipts	Receipts	Disburse.	Disburse.	Balance	Checking	CD
						Balance	Balance
\$ 209,817.38	\$ 19.46	\$ 43.40	\$ -	\$ 52,000.00	\$ 157,860.78	\$ 157,860.78	\$ -
EMPLOYEE BENEFIT FUND							
9/1/2020	Month	YTD	Month	YTD	YTD		
Beg. Bal.	Receipts	Receipts	Disburse.	Disburse.	Balance		
\$ 46,246.01	\$ 3,856.29	\$ 7,712.52	\$ 2,520.87	\$ 5,206.39	\$ 48,752.14		
PAYROLL RETIREMENT FUND							
9/1/2020	Month	YTD	Month	YTD	YTD		
Beg. Bal.	Receipts	Receipts	Disburse.	Disburse.	Balance		
\$ -	\$ 76,064.46	\$ 148,074.25	\$ 76,064.46	\$ 148,074.25	\$ -		
QUALIFIED CAPITAL PURPOSE UNDERTAKING FUND							
9/1/2020	Month	YTD	Month	YTD	YTD		
Beg. Bal.	Receipts	Receipts	Disburse.	Disburse.	Balance		
\$ 2,135.46	\$ 0.44	\$ 0.88	\$ -	\$ -	\$ 2,136.34		
UNEMPLOYMENT SAVINGS ACCOUNT							
9/1/2020	Month	YTD	Month	YTD		Current	Current
Beg. Bal.	Receipts	Receipts	Disburse.	Disburse.	Balance	Savings	CD
						Balance	Balance
\$ 64,135.51	\$ 1.40	\$ 2.80	\$ -	\$ -	\$ 64,138.31	\$ 34,188.14	\$ 29,950.17
HOT LUNCH PROGRAM - September 2020							
9/1/2020	Month	YTD	Month	YTD	YTD		
Beg. Bal.	Receipts	Receipts	Disburse.	Disburse.	Balance		
\$ 981.16	\$ 46,870.08	\$ 46,870.08	\$ 36,774.15	\$ 36,774.15	\$ 11,077.09		
ACTIVITIES REPORT							
9/1/2020	Month	YTD	Month	YTD	YTD	Current	Current
Beg. Bal.	Receipts	Receipts	Disburse.	Disburse.	Balance	Checking	CD/Checking
						Balance	Balance
\$ 316,120.41	\$ 27,118.24	\$ 77,034.86	\$ 25,788.82	\$ 51,864.48	\$ 341,290.79	\$ 230,708.05	\$ 110,582.74

FILLMORE CO. SCHOOL DIST. #30-0025
COUNTY TREASURER'S RECEIPTS

Reporting Period: October 1-31 2020

TAX SOURCE	Sept.	Oct.	Nov.	Dec.	Jan.	Feb.	Mar.	Apr.	May	June	July	Aug.	Y-T-D
Levied Tax 2009	\$0.00	\$0.00	\$0.00	\$0.00	\$0.00	\$0.00	\$0.00	\$0.00	\$0.00	\$0.00	\$0.00	\$0.00	\$0.00
Interest 2009	\$0.00	\$0.00	\$0.00	\$0.00	\$0.00	\$0.00	\$0.00	\$0.00	\$0.00	\$0.00	\$0.00	\$0.00	\$0.00
Levied Tax 2010	\$0.00	\$0.00	\$0.00	\$0.00	\$0.00	\$0.00	\$0.00	\$0.00	\$0.00	\$0.00	\$0.00	\$0.00	\$0.00
Interest 2010	\$0.00	\$0.00	\$0.00	\$0.00	\$0.00	\$0.00	\$0.00	\$0.00	\$0.00	\$0.00	\$0.00	\$0.00	\$0.00
Levied Tax 2011	\$0.00	\$0.00	\$0.00	\$0.00	\$0.00	\$0.00	\$0.00	\$0.00	\$0.00	\$0.00	\$0.00	\$0.00	\$0.00
Interest 2011	\$0.00	\$0.00	\$0.00	\$0.00	\$0.00	\$0.00	\$0.00	\$0.00	\$0.00	\$0.00	\$0.00	\$0.00	\$0.00
Levied Tax 2012	\$0.00	\$0.00	\$0.00	\$0.00	\$0.00	\$0.00	\$0.00	\$0.00	\$0.00	\$0.00	\$0.00	\$0.00	\$0.00
Interest 2012	\$0.00	\$0.00	\$0.00	\$0.00	\$0.00	\$0.00	\$0.00	\$0.00	\$0.00	\$0.00	\$0.00	\$0.00	\$0.00
Levied Tax 2013	\$0.00	\$0.00	\$0.00	\$0.00	\$0.00	\$0.00	\$0.00	\$0.00	\$0.00	\$0.00	\$0.00	\$0.00	\$0.00
Interest 2013	\$0.00	\$0.00	\$0.00	\$0.00	\$0.00	\$0.00	\$0.00	\$0.00	\$0.00	\$0.00	\$0.00	\$0.00	\$0.00
Levied Tax 2014	\$0.00	\$0.00	\$0.00	\$0.00	\$0.00	\$0.00	\$0.00	\$0.00	\$0.00	\$0.00	\$0.00	\$0.00	\$0.00
Interest 2014	\$0.00	\$0.00	\$0.00	\$0.00	\$0.00	\$0.00	\$0.00	\$0.00	\$0.00	\$0.00	\$0.00	\$0.00	\$0.00
Levied Tax 2015	\$32.64	\$0.00	\$0.00	\$0.00	\$0.00	\$0.00	\$0.00	\$0.00	\$0.00	\$0.00	\$0.00	\$0.00	\$32.64
Interest 2015	\$18.86	\$0.00	\$0.00	\$0.00	\$0.00	\$0.00	\$0.00	\$0.00	\$0.00	\$0.00	\$0.00	\$0.00	\$18.86
Levied Tax 2016	\$29.96	\$0.00	\$0.00	\$0.00	\$0.00	\$0.00	\$0.00	\$0.00	\$0.00	\$0.00	\$0.00	\$0.00	\$29.96
Interest 2016	\$13.12	\$0.00	\$0.00	\$0.00	\$0.00	\$0.00	\$0.00	\$0.00	\$0.00	\$0.00	\$0.00	\$0.00	\$13.12
Levied Tax 2017	\$30.80	\$0.00	\$0.00	\$0.00	\$0.00	\$0.00	\$0.00	\$0.00	\$0.00	\$0.00	\$0.00	\$0.00	\$30.80
Interest 2017	\$9.18	\$0.00	\$0.00	\$0.00	\$0.00	\$0.00	\$0.00	\$0.00	\$0.00	\$0.00	\$0.00	\$0.00	\$9.18
Levied Tax 2018	\$266.81	\$0.00	\$0.00	\$0.00	\$0.00	\$0.00	\$0.00	\$0.00	\$0.00	\$0.00	\$0.00	\$0.00	\$266.81
Interest 2018	\$41.16	\$0.00	\$0.00	\$0.00	\$0.00	\$0.00	\$0.00	\$0.00	\$0.00	\$0.00	\$0.00	\$0.00	\$41.16
Levied Tax 2019	\$1,649,419.99	\$434,906.95	\$20,162.59	\$0.00	\$0.00	\$0.00	\$0.00	\$0.00	\$0.00	\$0.00	\$0.00	\$0.00	\$2,104,489.53
Interest 2019	\$1,113.08	\$1,343.63	\$570.12	\$0.00	\$0.00	\$0.00	\$0.00	\$0.00	\$0.00	\$0.00	\$0.00	\$0.00	\$3,026.83
Vehicle Tax 2010	\$0.00	\$0.00	\$0.00	\$0.00	\$0.00	\$0.00	\$0.00	\$0.00	\$0.00	\$0.00	\$0.00	\$0.00	\$0.00
Vehicle Tax 2011	\$0.00	\$0.00	\$0.00	\$0.00	\$0.00	\$0.00	\$0.00	\$0.00	\$0.00	\$0.00	\$0.00	\$0.00	\$0.00
Vehicle Tax 2012	\$0.00	\$0.00	\$0.00	\$0.00	\$0.00	\$0.00	\$0.00	\$0.00	\$0.00	\$0.00	\$0.00	\$0.00	\$0.00
Vehicle Tax 2013	\$0.00	\$0.00	\$0.00	\$0.00	\$0.00	\$0.00	\$0.00	\$0.00	\$0.00	\$0.00	\$0.00	\$0.00	\$0.00
Vehicle Tax 2014	\$0.00	\$0.00	\$0.00	\$0.00	\$0.00	\$0.00	\$0.00	\$0.00	\$0.00	\$0.00	\$0.00	\$0.00	\$0.00
Vehicle Tax 2015	\$0.00	\$0.00	\$0.00	\$0.00	\$0.00	\$0.00	\$0.00	\$0.00	\$0.00	\$0.00	\$0.00	\$0.00	\$0.00
Vehicle Tax 2016	\$0.00	\$0.00	\$0.00	\$0.00	\$0.00	\$0.00	\$0.00	\$0.00	\$0.00	\$0.00	\$0.00	\$0.00	\$0.00
Vehicle Tax 2017	\$0.00	\$0.00	\$0.00	\$0.00	\$0.00	\$0.00	\$0.00	\$0.00	\$0.00	\$0.00	\$0.00	\$0.00	\$0.00
Vehicle Tax 2018	\$0.00	\$0.00	\$0.00	\$0.00	\$0.00	\$0.00	\$0.00	\$0.00	\$0.00	\$0.00	\$0.00	\$0.00	\$0.00
Vehicle Tax 2019	\$39,494.94	\$18,879.06	\$15,215.12	\$0.00	\$0.00	\$0.00	\$0.00	\$0.00	\$0.00	\$0.00	\$0.00	\$0.00	\$73,589.12
Homestead Exemption	\$0.00	\$0.00	\$0.00	\$0.00	\$0.00	\$0.00	\$0.00	\$0.00	\$0.00	\$0.00	\$0.00	\$0.00	\$0.00
Property Tax Credit	(\$16,509.76)	\$0.00	\$0.00	\$0.00	\$0.00	\$0.00	\$0.00	\$0.00	\$0.00	\$0.00	\$0.00	\$0.00	(\$16,509.76)
Property Tax Total	\$1,673,960.78	\$455,129.64	\$35,947.83	\$0.00	\$0.00	\$0.00	\$0.00	\$0.00	\$0.00	\$0.00	\$0.00	\$0.00	\$2,165,038.25

Prepared by: 

Approved by: _____

Date Prepared: 11/5/2020

FILLMORE CO. SCHOOL DIST. #30-0025
COUNTY TREASURER'S RECEIPTS


Reporting Period: October 1-31 2020

TAX SOURCE	Sept.	Oct.	Nov.	Dec.	Jan.	Feb.	Mar.	Apr.	May	June	July	Aug.	Y-T-D
Levied Tax 2009	\$0.00	\$0.00	\$0.00	\$0.00	\$0.00	\$0.00	\$0.00	\$0.00	\$0.00	\$0.00	\$0.00	\$0.00	\$0.00
Interest 2009	\$0.00	\$0.00	\$0.00	\$0.00	\$0.00	\$0.00	\$0.00	\$0.00	\$0.00	\$0.00	\$0.00	\$0.00	\$0.00
Levied Tax 2010	\$0.00	\$0.00	\$0.00	\$0.00	\$0.00	\$0.00	\$0.00	\$0.00	\$0.00	\$0.00	\$0.00	\$0.00	\$0.00
Interest 2010	\$0.00	\$0.00	\$0.00	\$0.00	\$0.00	\$0.00	\$0.00	\$0.00	\$0.00	\$0.00	\$0.00	\$0.00	\$0.00
Levied Tax 2011	\$0.00	\$0.00	\$0.00	\$0.00	\$0.00	\$0.00	\$0.00	\$0.00	\$0.00	\$0.00	\$0.00	\$0.00	\$0.00
Interest 2011	\$0.00	\$0.00	\$0.00	\$0.00	\$0.00	\$0.00	\$0.00	\$0.00	\$0.00	\$0.00	\$0.00	\$0.00	\$0.00
Levied Tax 2012	\$0.00	\$0.00	\$0.00	\$0.00	\$0.00	\$0.00	\$0.00	\$0.00	\$0.00	\$0.00	\$0.00	\$0.00	\$0.00
Interest 2012	\$0.00	\$0.00	\$0.00	\$0.00	\$0.00	\$0.00	\$0.00	\$0.00	\$0.00	\$0.00	\$0.00	\$0.00	\$0.00
Levied Tax 2013	\$0.00	\$0.00	\$0.00	\$0.00	\$0.00	\$0.00	\$0.00	\$0.00	\$0.00	\$0.00	\$0.00	\$0.00	\$0.00
Interest 2013	\$0.00	\$0.00	\$0.00	\$0.00	\$0.00	\$0.00	\$0.00	\$0.00	\$0.00	\$0.00	\$0.00	\$0.00	\$0.00
Levied Tax 2014	\$0.00	\$0.00	\$0.00	\$0.00	\$0.00	\$0.00	\$0.00	\$0.00	\$0.00	\$0.00	\$0.00	\$0.00	\$0.00
Interest 2014	\$0.00	\$0.00	\$0.00	\$0.00	\$0.00	\$0.00	\$0.00	\$0.00	\$0.00	\$0.00	\$0.00	\$0.00	\$0.00
Levied Tax 2015	\$32.64	\$0.00	\$0.00	\$0.00	\$0.00	\$0.00	\$0.00	\$0.00	\$0.00	\$0.00	\$0.00	\$0.00	\$32.64
Interest 2015	\$18.86	\$0.00	\$0.00	\$0.00	\$0.00	\$0.00	\$0.00	\$0.00	\$0.00	\$0.00	\$0.00	\$0.00	\$18.86
Levied Tax 2016	\$29.96	\$0.00	\$0.00	\$0.00	\$0.00	\$0.00	\$0.00	\$0.00	\$0.00	\$0.00	\$0.00	\$0.00	\$29.96
Interest 2016	\$13.12	\$0.00	\$0.00	\$0.00	\$0.00	\$0.00	\$0.00	\$0.00	\$0.00	\$0.00	\$0.00	\$0.00	\$13.12
Levied Tax 2017	\$30.80	\$0.00	\$0.00	\$0.00	\$0.00	\$0.00	\$0.00	\$0.00	\$0.00	\$0.00	\$0.00	\$0.00	\$30.80
Interest 2017	\$9.18	\$0.00	\$0.00	\$0.00	\$0.00	\$0.00	\$0.00	\$0.00	\$0.00	\$0.00	\$0.00	\$0.00	\$9.18
Levied Tax 2018	\$266.81	\$0.00	\$0.00	\$0.00	\$0.00	\$0.00	\$0.00	\$0.00	\$0.00	\$0.00	\$0.00	\$0.00	\$266.81
Interest 2018	\$41.16	\$0.00	\$0.00	\$0.00	\$0.00	\$0.00	\$0.00	\$0.00	\$0.00	\$0.00	\$0.00	\$0.00	\$41.16
Levied Tax 2019	\$1,649,419.99	\$434,906.95	\$20,162.59	\$0.00	\$0.00	\$0.00	\$0.00	\$0.00	\$0.00	\$0.00	\$0.00	\$0.00	\$2,104,489.53
Interest 2019	\$1,113.08	\$1,343.63	\$570.12	\$0.00	\$0.00	\$0.00	\$0.00	\$0.00	\$0.00	\$0.00	\$0.00	\$0.00	\$3,026.83
Vehicle Tax 2010	\$0.00	\$0.00	\$0.00	\$0.00	\$0.00	\$0.00	\$0.00	\$0.00	\$0.00	\$0.00	\$0.00	\$0.00	\$0.00
Vehicle Tax 2011	\$0.00	\$0.00	\$0.00	\$0.00	\$0.00	\$0.00	\$0.00	\$0.00	\$0.00	\$0.00	\$0.00	\$0.00	\$0.00
Vehicle Tax 2012	\$0.00	\$0.00	\$0.00	\$0.00	\$0.00	\$0.00	\$0.00	\$0.00	\$0.00	\$0.00	\$0.00	\$0.00	\$0.00
Vehicle Tax 2013	\$0.00	\$0.00	\$0.00	\$0.00	\$0.00	\$0.00	\$0.00	\$0.00	\$0.00	\$0.00	\$0.00	\$0.00	\$0.00
Vehicle Tax 2014	\$0.00	\$0.00	\$0.00	\$0.00	\$0.00	\$0.00	\$0.00	\$0.00	\$0.00	\$0.00	\$0.00	\$0.00	\$0.00
Vehicle Tax 2015	\$0.00	\$0.00	\$0.00	\$0.00	\$0.00	\$0.00	\$0.00	\$0.00	\$0.00	\$0.00	\$0.00	\$0.00	\$0.00
Vehicle Tax 2016	\$0.00	\$0.00	\$0.00	\$0.00	\$0.00	\$0.00	\$0.00	\$0.00	\$0.00	\$0.00	\$0.00	\$0.00	\$0.00
Vehicle Tax 2017	\$0.00	\$0.00	\$0.00	\$0.00	\$0.00	\$0.00	\$0.00	\$0.00	\$0.00	\$0.00	\$0.00	\$0.00	\$0.00
Vehicle Tax 2018	\$0.00	\$0.00	\$0.00	\$0.00	\$0.00	\$0.00	\$0.00	\$0.00	\$0.00	\$0.00	\$0.00	\$0.00	\$0.00
Vehicle Tax 2019	\$39,494.94	\$18,879.06	\$15,215.12	\$0.00	\$0.00	\$0.00	\$0.00	\$0.00	\$0.00	\$0.00	\$0.00	\$0.00	\$73,589.12
Homestead Exemption	\$0.00	\$0.00	\$0.00	\$0.00	\$0.00	\$0.00	\$0.00	\$0.00	\$0.00	\$0.00	\$0.00	\$0.00	\$0.00
Property Tax Credit	(\$16,509.76)	\$0.00	\$0.00	\$0.00	\$0.00	\$0.00	\$0.00	\$0.00	\$0.00	\$0.00	\$0.00	\$0.00	(\$16,509.76)
Property Tax Total	\$1,673,960.78	\$455,129.64	\$35,947.83	\$0.00	\$0.00	\$0.00	\$0.00	\$0.00	\$0.00	\$0.00	\$0.00	\$0.00	\$2,165,038.25
Pro-Rata Vehicle	\$0.00	\$1,489.43	\$0.00	\$0.00	\$0.00	\$0.00	\$0.00	\$0.00	\$0.00	\$0.00	\$0.00	\$0.00	\$1,489.43
Carline Tax	\$504.80	\$0.00	\$0.00	\$0.00	\$0.00	\$0.00	\$0.00	\$0.00	\$0.00	\$0.00	\$0.00	\$0.00	\$504.80
Co-Court Fines & Lic	\$2,334.70	\$1,935.12	\$2,402.19	\$0.00	\$0.00	\$0.00	\$0.00	\$0.00	\$0.00	\$0.00	\$0.00	\$0.00	\$6,672.01
Penalties	\$0.00	\$0.00	\$0.00	\$0.00	\$0.00	\$0.00	\$0.00	\$0.00	\$0.00	\$0.00	\$0.00	\$0.00	\$0.00
Railroad Money	\$0.00	\$0.00	\$0.00	\$0.00	\$0.00	\$0.00	\$0.00	\$0.00	\$0.00	\$0.00	\$0.00	\$0.00	\$0.00
In Lieu of Tax/Pub Power	\$0.00	\$0.00	\$0.00	\$0.00	\$0.00	\$0.00	\$0.00	\$0.00	\$0.00	\$0.00	\$0.00	\$0.00	\$0.00
In Lieu of Tax	\$0.00	\$0.00	\$0.00	\$0.00	\$0.00	\$0.00	\$0.00	\$0.00	\$0.00	\$0.00	\$0.00	\$0.00	\$0.00
Police Court Fines	\$0.00	\$0.00	\$0.00	\$0.00	\$0.00	\$0.00	\$0.00	\$0.00	\$0.00	\$0.00	\$0.00	\$0.00	\$0.00
Other Taxes Total	\$2,839.50	\$3,424.55	\$2,402.19	\$0.00	\$0.00	\$0.00	\$0.00	\$0.00	\$0.00	\$0.00	\$0.00	\$0.00	\$8,666.24
TOTAL COLLECTED	\$1,676,800.28	\$458,554.19	\$38,350.02	\$0.00	\$0.00	\$0.00	\$0.00	\$0.00	\$0.00	\$0.00	\$0.00	\$0.00	\$2,173,704.49

Prepared by:

Approved by:


Date Prepared:



11/5/2020

Recap of Property Taxes
(Includes Real Estate, Personal, Special, Motor Vehicle, & Homestead Exemption Collections)

Month	YTD% Collected		YTD% Collected		YTD% Collected		YTD% Collected		YTD% Collected		YTD% Collected
	2016-2017	2016-2017	2017-2018	2017-2018	2018-2019	2018-2019	2019-2020	2019-2020	2020-2021	2020-2021	
SEPTEMBER	\$1,502,837.29	23.76%	\$1,567,553.65	23.71%	\$1,536,236.05	22.70%	\$1,781,105.11	24.65%	\$1,673,960.78	22.39%	
OCTOBER	\$286,045.73	28.28%	\$224,393.30	27.11%	\$218,749.09	25.93%	\$383,583.52	29.96%	\$455,129.64	28.48%	
NOVEMBER	\$29,192.25	28.74%	\$37,318.35	27.67%	\$117,622.74	27.67%	\$49,316.08	30.65%	\$35,947.83	28.96%	
DECEMBER	\$21,143.77	29.08%	\$36,048.59	28.22%	\$26,527.18	28.06%	\$23,425.25	30.97%	\$0.00	0.00%	
JANUARY	\$1,253,627.00	48.90%	\$1,427,240.70	49.81%	\$1,233,519.48	46.29%	\$1,106,083.07	46.28%	\$0.00	0.00%	
FEBRUARY	\$289,925.54	53.48%	\$691,897.33	60.28%	\$580,559.34	54.87%	\$645,698.72	55.22%	\$0.00	0.00%	
MARCH	\$390,035.56	59.65%	\$76,719.07	61.44%	\$76,025.96	55.99%	\$76,392.49	56.28%	\$0.00	0.00%	
APRIL	\$595,912.71	69.07%	\$370,143.32	67.04%	\$416,804.53	62.15%	\$771,612.49	66.96%	\$0.00	0.00%	
MAY	\$1,522,646.78	93.15%	\$2,044,465.75	97.97%	\$2,228,410.13	95.08%	\$1,990,514.40	94.51%	\$0.00	0.00%	
JUNE	\$770,257.76	105.32%	\$440,765.26	104.63%	\$711,926.55	105.60%	\$564,776.14	102.33%	\$0.00	0.00%	
JULY	\$42,409.08	105.99%	\$75,548.79	105.78%	\$41,512.10	106.22%	\$82,809.79	103.48%	\$0.00	0.00%	
AUGUST	\$88,002.20	107.39%	\$71,425.52	106.86%	\$86,415.20	107.49%	\$79,307.96	104.57%	\$0.00	0.00%	
YTD TOTAL	\$ 6,792,035.67	107.39%	\$ 7,063,519.63	106.86%	\$ 7,274,308.35	107.49%	\$ 7,554,625.02	104.57%	\$ 2,165,038.25	28.96%	
BUDGET	\$ 6,324,860.00		\$ 6,610,272.00		\$ 6,767,152.00		\$ 7,224,154.00		\$ 7,476,205.00		
%/BUDGET	107.39%		106.86%		107.49%		104.57%		28.96%		

Prepared by: 
Approved by: _____
Date Prepared: 11/5/2020

Reporting Period: 10/01/20-10/31/20

GENERAL FUND EXPENDITURES MONTH GROUP REPORT - OCTOBER 2020

Account Number	Account Description	Budgeted Amount	Expended During Month	Expenditures Year to Date	% of Budget Spent	Adjusted Balance
01	GENERAL FUND					
1100	REGULAR INSTRUCTIONAL PROGRAMS					
100	OVERTIME SALARIES NON-	2,456,484.00	204,002.04	402,787.50	16.40	2,053,696.50
200	RETIREMENT NON-INSTRUCTIONAL	1,191,716.00	97,437.65	194,905.05	16.35	996,810.95
300	PROFESSIONAL SERVICES	32,975.00	4,914.17	7,490.56	23.65	25,484.44
400	BUS REPAIRS AND MTNCE	94,500.00	15,396.06	39,576.64	55.38	54,923.36
500	TRAVEL EXPENSE AND MILEAGE	15,900.00	1,575.15	2,592.86	18.19	13,307.14
600	BOOKS, TEXTBOOKS & PERIODICALS	100,735.00	4,575.75	48,955.93	56.05	51,779.07
700	730	63,000.00	4,429.40	36,767.52	64.12	26,232.48
800	MISC OBJECTS	7,350.00	759.18	5,764.47	89.56	1,585.53
1100	ALL INSTRUCTION	3,962,660.00	333,089.40	738,840.53	19.28	3,223,819.47
1200	SPECIAL EDUCATION PROGRAMS					
100	OVERTIME SALARIES NON-	498,100.00	45,672.01	84,991.46	17.06	413,108.54
200	HEALTH BENEFITS NON-	252,350.00	21,626.95	40,845.14	16.19	211,504.86
300	PROFESSIONAL SERVICES	85,000.00	0.00	0.00	0.00	85,000.00
500	TUITION (TYKE)	1,157,250.00	35,187.15	69,072.45	5.97	1,088,177.55
600	BOOKS, TEXTBOOKS & PERIODICALS	5,700.00	103.21	1,156.07	24.66	4,543.93
700	730	9,000.00	0.00	2,590.07	32.33	6,409.93
1200	ALL INSTRUCTION	2,007,400.00	102,589.32	198,655.19	9.92	1,808,744.81
1300	DRIVERS EDUCATION					
100	SALARIES NON-INSTRUCTIONAL	6,000.00	489.33	978.66	16.31	5,021.34
200	RETIREMENT NON-INSTRUCTIONAL	1,000.00	85.77	171.54	17.15	828.46
1300	ALL INSTRUCTION	7,000.00	575.10	1,150.20	16.43	5,849.80
2100	SUPPORT SERVICES/PUPIL SERVICE					
100	ADDITIONAL COMPENSATION NON-	380,960.00	30,595.47	60,754.68	15.95	320,205.32
200	RETIREMENT NON-INSTRUCTIONAL	84,790.00	7,036.53	13,696.61	16.15	71,093.39
300	PROFESSIONAL SERVICES	316,400.00	24,607.06	30,023.26	9.49	286,376.74
400	BUS REPAIRS AND MTNCE	10,000.00	0.00	0.00	0.00	10,000.00
500	TRAVEL EXPENSE AND MILEAGE	346,900.00	88.00	927.00	0.27	345,973.00
600	ENERGY-FUEL	35,500.00	1,222.20	2,446.95	9.23	33,053.05
800	MISC OBJECTS	37,800.00	7,597.89	12,319.99	40.58	25,480.01
2100	SUPPORT SERVICES	1,212,350.00	71,147.15	120,168.49	10.23	1,092,181.51
2200	SUPPORT SERVICES/LIBRARY-MEDIA					
100	OVERTIME SALARIES NON-	85,500.00	7,202.80	13,317.32	15.58	72,182.68
200	RETIREMENT NON-INSTRUCTIONAL	36,750.00	2,916.70	5,637.52	15.34	31,112.48
300	PROFESSIONAL SERVICES	13,000.00	0.00	1,525.34	17.12	11,474.66
500	TELEPHONE	10,600.00	0.00	0.00	0.00	10,600.00
600	BOOKS, TEXTBOOKS & PERIODICALS	16,850.00	0.00	6,594.10	39.13	10,255.90
700	730	3,000.00	0.00	0.00	0.00	3,000.00
800	MISC OBJECTS	8,250.00	0.00	7,000.00	84.85	1,250.00

EXPENDITURES MONTH GROUP REPORT/BOARD OF
10/2020

GENERAL FUND EXPENDITURES MONTH GROUP REPORT - OCTOBER 2020

Account Number	Account Description	Budgeted Amount	Expended During Month	Expenditures Year to Date	% of Budget Spent	Adjusted Balance
2200	SUPPORT SERVICES	173,950.00	10,119.50	34,074.28	19.99	139,875.72
2300	SUPPORT SERVICES-GEN ADMIN					
100	SALARY	145,000.00	12,083.33	24,166.66	16.67	120,833.34
200	290	50,200.00	3,105.96	6,211.92	12.37	43,988.08
300	310	49,000.00	13,197.50	13,712.50	27.98	35,287.50
400	BUS REPAIRS AND MTNCE	2,000.00	41.82	524.51	26.23	1,475.49
500	TRAVEL EXPENSE AND MILEAGE	10,200.00	720.56	2,420.37	23.73	7,779.63
600	SUPPLIES	2,500.00	0.00	274.88	11.00	2,225.12
800	MISC OBJECTS	13,800.00	1,453.65	2,440.65	17.69	11,359.35
2300	SUPPORT SERVICES	272,700.00	30,602.82	49,751.49	18.24	222,948.51
2400	OFFICE OF PRINCIPAL					
100	ADDITIONAL COMPENSATION NON-	382,600.00	33,592.32	67,184.83	17.56	315,415.17
200	HEALTH BENEFITS NON-	136,750.00	10,707.57	21,415.17	15.66	115,334.83
500	TRAVEL EXPENSE AND MILEAGE	5,500.00	298.65	2,326.75	46.59	3,173.25
600	SUPPLIES	3,000.00	0.00	0.00	0.00	3,000.00
800	MISC OBJECTS	6,200.00	72.50	2,664.50	46.20	3,535.50
2400	SUPPORT SERVICES	534,050.00	44,671.04	93,591.25	17.61	440,458.75
2500	SUPPORT SERVICES-GEN BUSINESS					
100	OVERTIME SALARIES NON-	46,500.00	5,141.61	9,515.62	20.46	36,984.38
200	WORKER'S COMP NON-INSTRUCTIONAL	50,800.00	8,341.95	10,564.36	20.80	40,235.64
300	PROFESSIONAL SERVICES	6,000.00	700.00	800.00	57.80	5,200.00
400	BUS REPAIRS AND MTNCE	8,000.00	173.82	656.51	8.21	7,343.49
500	TRAVEL EXPENSE AND MILEAGE	88,100.00	7,851.65	7,851.65	8.91	80,248.35
600	SUPPLIES	3,000.00	166.15	1,041.15	45.38	1,958.85
700	730	4,000.00	0.00	119.99	3.00	3,880.01
800	DUES AND FEES	500.00	0.00	0.00	0.00	500.00
2500	SUPPORT SERVICES	206,900.00	22,375.18	30,549.28	16.21	176,350.72
2600	SUPPORT SERVICES-BLDGS & SITES					
100	OVERTIME SALARIES NON-	262,700.00	22,023.11	43,703.96	16.64	218,996.04
200	RETIREMENT NON-INSTRUCTIONAL	140,400.00	11,897.68	23,735.39	16.91	116,664.61
300	PROFESSIONAL SERVICES	32,000.00	897.56	969.08	3.03	31,030.92
400	BUS REPAIRS AND MTNCE	261,000.00	7,363.94	77,323.03	30.32	183,676.97
500	TRAVEL EXPENSE AND MILEAGE	8,600.00	640.20	2,159.52	25.11	6,440.48
600	SUPPLIES	290,500.00	21,337.62	44,027.06	15.72	246,472.94
700	730	110,000.00	6,445.97	18,221.25	16.56	91,778.75
800	MISC OBJECTS	3,800.00	0.00	0.00	6.87	3,800.00
2600	SUPPORT SERVICES	1,109,000.00	70,606.08	210,139.29	19.28	898,860.71
2700	SUPPORT SERVICES-PUPIL TRANS					
100	SALARIES NON-INSTRUCTIONAL	138,000.00	12,180.11	19,665.16	14.25	118,334.84

GENERAL FUND EXPENDITURES MONTH GROUP REPORT - OCTOBER 2020

Account Number	Account Description	Budgeted Amount	Expended During Month	Expenditures Year to Date	% of Budget Spent	Adjusted Balance
200	RETIREMENT NON-INSTRUCTIONAL	46,450.00	3,408.96	5,994.96	12.91	40,455.04
300	330	20,500.00	0.00	0.00	0.00	20,500.00
400	BUS REPAIRS AND MTNCE	71,000.00	166.12	1,703.03	2.40	69,296.97
500	STUDENT TRANSPORTATION SVS.	54,500.00	1,452.35	2,058.54	3.78	52,441.46
600	ENERGY-FUEL	53,500.00	2,315.86	3,635.95	6.80	49,864.05
700	730	35,000.00	0.00	0.00	0.00	35,000.00
800	MISC OBJECTS	4,050.00	10.87	162.55	4.01	3,887.45
2700	SUPPORT SERVICES	423,000.00	19,534.27	33,220.19	7.85	389,779.81
3300	COMMUNITY SERVICES OPERATIONS					
800	MISC OBJECTS	14,000.00	0.00	10,000.00	71.43	4,000.00
3300	COMMUNITY SERVICES	14,000.00	0.00	10,000.00	71.43	4,000.00
3500	HIGH ABILITY LEARNING					
100	SALARIES NON-INSTRUCTIONAL	2,800.00	0.00	0.00	0.00	2,800.00
200	RETIREMENT NON-INSTRUCTIONAL	500.00	0.00	0.00	0.00	500.00
600	SUPPLIES	100.00	0.00	71.24	71.24	28.76
700	730	1,800.00	0.00	0.00	0.00	1,800.00
800	DUES AND FEES	4,000.00	0.00	3,025.00	75.63	975.00
3500	COMMUNITY SERVICES	9,200.00	0.00	3,096.24	33.65	6,103.76
6200	TITLE I					
100	SALARIES TEMP NON-INSTRUCTIONAL	63,100.00	5,910.50	11,077.02	17.55	52,022.98
200	HEALTH BENEFITS NON-	26,000.00	2,295.15	4,459.90	17.15	21,540.10
300	PUPIL SERVICES	9,825.00	0.00	0.00	0.00	9,825.00
600	SUPPLIES	13,265.00	0.00	0.00	0.00	13,265.00
800	MISC OBJECTS	0.00	0.00	0.00	0.00	0.00
6200	FEDERAL SERVICES	112,190.00	8,205.65	15,536.92	13.85	96,653.08
6300	TITLE II TITLE VI					
100	SALARIES NON-INSTRUCTIONAL	9,416.00	1,590.34	1,590.34	16.89	7,825.66
200	HEALTH BENEFITS NON-	3,138.00	624.12	624.12	19.89	2,513.88
6300	FEDERAL SERVICES	12,554.00	2,214.46	2,214.46	17.64	10,339.54
6400	IDEA PART B					
300	PUPIL SERVICES	0.00	0.00	0.00	0.00	0.00
500	TUITION (TYKE)	142,000.00	0.00	0.00	0.00	142,000.00
6400	FEDERAL SERVICES	142,000.00	0.00	0.00	0.00	142,000.00
6900	OTHER FEDERAL SERVICES					
300	PROFESSIONAL SERVICES	7,500.00	0.00	0.00	0.00	7,500.00
400	LEASE VEHICLE	41,000.00	0.00	41,000.00	100.00	0.00
600	SUPPLIES	2,500.00	93.73	3,215.59	481.42	(715.59)
6900	FEDERAL SERVICES	51,000.00	93.73	44,215.59	103.99	6,784.41
8000	TRANSFERS					
900	910	110,000.00	0.00	40,000.00	36.36	70,000.00

EXPENDITURES MONTH GROUP REPORT/BOARD OF
10/2020

GENERAL FUND EXPENDITURES MONTH GROUP REPORT - OCTOBER 2020

Account Number	Account Description	Budgeted Amount	Expended During Month	Expenditures Year to Date	% of Budget Spent	Adjusted Balance
8000	TRANSFERS	110,000.00	0.00	40,000.00	36.36	70,000.00
9000	NON-PROGRAMMED CHARGES					
100	SALARIES NON-INSTRUCTIONAL	0.00	0.00	0.00	0.00	0.00
200	RETIREMENT NON-INSTRUCTIONAL	0.00	0.00	0.00	0.00	0.00
800	MISC OBJECTS	0.00	0.00	0.00	0.00	0.00
9000	NON-PROGRAMMED CHARGES	0.00	0.00	0.00	0.00	0.00
01	GENERAL FUND	10,359,954.00	715,823.70	1,625,203.40	16.13	8,734,750.60

ACTIVITY FUND BALANCE REPORT SUMMARY - OCTOBER 2020

Fund: 05 ACTIVITIES FUND

Chart of Account Number	Chart of Account Description	Beginning Balance	Expenses	Revenues	Balance Change	Balance
05 704 0001	STUDENT FEES	16,757.09	4,994.00	5,300.00	0.00	17,063.09
05 704 0002	ATHLETICS	34,668.97	4,557.65	8,749.00	0.00	38,860.32
05 704 0003	CHEERLEADERS	2,280.61	68.81	180.00	0.00	2,391.80
05 704 0004	CONCESSIONS	2,668.77	4,128.30	4,561.17	0.00	3,101.64
05 704 0005	FC CLUB	23,648.06	770.42	570.78	0.00	23,448.42
05 704 0006	FFA	28,604.94	1,687.46	30.00	0.00	26,947.48
05 704 0007	FCCLA	26,505.39	0.00	0.00	0.00	26,505.39
05 704 0008	FBLA	8,452.07	1,032.22	130.00	0.00	7,549.85
05 704 0009	BAND	2,538.53	1,161.19	3,270.25	0.00	4,647.59
05 704 0011	NHS/STUCO	474.78	215.33	0.00	0.00	259.45
05 704 0014	FAMILY & CONSUMER SCIENCE	75.31	38.40	0.00	0.00	36.91
05 704 0015	AG SHOP	675.26	91.02	1,335.00	0.00	1,919.24
05 704 0017	ART	2,418.40	0.00	0.00	0.00	2,418.40
05 704 0018	CLOSE-UP	523.27	0.00	0.00	0.00	523.27
05 704 0019	FOREIGN LANGUAGE	1,998.27	0.00	0.00	0.00	1,998.27
05 704 0021	HIGH SCHOOL LIBRARY	1,430.32	0.00	0.00	0.00	1,430.32
05 704 0022	INDUSTRIAL TECH	482.69	207.45	90.00	0.00	365.24
05 704 0024	ONE-ACT	8,193.14	1,494.15	380.00	0.00	7,078.99
05 704 0025	PRINCIPAL'S ACCOUNT	1,689.13	281.95	353.53	0.00	1,760.71
05 704 0026	SUCCESS 4	4,527.20	0.00	0.00	0.00	4,527.20
05 704 0027	MILK MACHINE	2,507.60	120.81	0.00	0.00	2,386.79
05 704 0029	COF GRANT	1.21	0.00	0.00	0.00	1.21
05 704 0030	ELEMENTARY LIBRARY	1,378.71	0.00	0.00	0.00	1,378.71
05 704 0035	ELEMENTARY SCHOOL	8,266.11	750.80	152.00	0.00	7,667.31
05 704 0040	SPEECH	1,404.50	27.36	0.00	0.00	1,377.14
05 704 0045	BIOLOGY ACCOUNT	293.94	0.00	0.00	0.00	293.94
05 704 0047	TESTS	1,788.54	52.03	75.00	0.00	1,811.51
05 704 0048	OUTDOOR CLASSROOM PROJECT	13,980.61	2,308.05	0.00	0.00	11,672.56
05 704 0052	CLASS OF 2024	250.00	0.00	0.00	0.00	250.00
05 704 0076	CLASS OF 2020	226.61	0.00	0.00	0.00	226.61
05 704 0077	CLASS OF 2021	2,811.24	0.00	0.00	0.00	2,811.24
05 704 0078	CLASS OF 2022	2,587.03	0.00	200.00	0.00	2,787.03
05 704 0079	CLASS OF 2023	293.80	0.00	80.00	0.00	373.80
05 704 0080	MS STUDENT COUNCIL	2,564.77	122.50	0.00	0.00	2,442.27
05 704 0081	MS PRINCIPAL'S FUND	3,317.74	1,195.92	1,007.02	0.00	3,128.84
05 704 0082	MS LIBRARY	2,114.31	0.00	0.00	0.00	2,114.31
05 704 0084	MS MUSIC	2,446.71	0.00	0.00	0.00	2,446.71

ACTIVITY FUND BALANCE REPORT SUMMARY - OCTOBER 2020

Fund: 05 ACTIVITIES FUND

Chart of Account Number	Chart of Account Description	Beginning Balance	Expenses	Revenues	Balance Change	Balance
05 704 0085	MS ART	55.07	0.00	0.00	0.00	55.07
05 704 0086	MS PACK	1,802.88	0.00	0.00	0.00	1,802.88
05 704 0087	MS BAND	(337.87)	0.00	0.00	0.00	(337.87)
05 704 0097	MABEL NEDZA SCHOLARSHIP FUND	110,487.55	0.00	95.19	0.00	110,582.74
05 704 0098	CLEARING	6,815.41	483.00	550.00	0.00	6,882.41
05 704 0099	INTEREST	6,292.70	0.00	9.30	0.00	6,302.00
Fund Total: 05		339,961.37	25,788.82	27,118.24	0.00	341,290.79

09/2020 - 10/2020

ACTIVITY FUND BALANCE REPORT SUMMARY - SEPTEMBER 1 2020 TO OCTOBER 31 2020

Fund: 05 ACTIVITIES FUND

Chart of Account Number	Chart of Account Description	Beginning Balance	Expenses	Revenues	Balance Change	Balance
05 704 0001	STUDENT FEES	18,252.78	6,489.69	5,300.00	0.00	17,063.09
05 704 0002	ATHLETICS	14,636.80	16,312.78	40,536.30	0.00	38,860.32
05 704 0003	CHEERLEADERS	1,423.64	581.84	1,550.00	0.00	2,391.80
05 704 0004	CONCESSIONS	2,051.47	7,336.01	8,386.18	0.00	3,101.64
05 704 0005	FC CLUB	23,064.14	2,090.50	2,474.78	0.00	23,448.42
05 704 0006	FFA	28,686.72	1,749.24	30.00	0.00	26,947.48
05 704 0007	FCCLA	25,206.61	2,213.70	3,512.48	0.00	26,505.39
05 704 0008	FBLA	6,304.67	1,203.82	2,449.00	0.00	7,549.85
05 704 0009	BAND	1,296.98	1,339.64	4,690.25	0.00	4,647.59
05 704 0011	NHS/STUCO	474.78	215.33	0.00	0.00	259.45
05 704 0014	FAMILY & CONSUMER SCIENCE	95.90	58.99	0.00	0.00	36.91
05 704 0015	AG SHOP	675.26	91.02	1,335.00	0.00	1,919.24
05 704 0017	ART	2,418.40	0.00	0.00	0.00	2,418.40
05 704 0018	CLOSE-UP	523.27	0.00	0.00	0.00	523.27
05 704 0019	FOREIGN LANGUAGE	1,998.27	0.00	0.00	0.00	1,998.27
05 704 0021	HIGH SCHOOL LIBRARY	1,430.32	0.00	0.00	0.00	1,430.32
05 704 0022	INDUSTRIAL TECH	534.59	259.35	90.00	0.00	365.24
05 704 0024	ONE-ACT	7,475.60	1,996.61	1,600.00	0.00	7,078.99
05 704 0025	PRINCIPAL'S ACCOUNT	2,847.24	1,440.06	353.53	0.00	1,760.71
05 704 0026	SUCCESS 4	4,527.20	0.00	0.00	0.00	4,527.20
05 704 0027	MILK MACHINE	2,511.33	224.54	100.00	0.00	2,386.79
05 704 0029	COF GRANT	1.21	0.00	0.00	0.00	1.21
05 704 0030	ELEMENTARY LIBRARY	1,378.71	0.00	0.00	0.00	1,378.71
05 704 0035	ELEMENTARY SCHOOL	8,266.11	750.80	152.00	0.00	7,667.31
05 704 0040	SPEECH	1,404.50	27.36	0.00	0.00	1,377.14
05 704 0045	BIOLOGY ACCOUNT	293.94	0.00	0.00	0.00	293.94
05 704 0047	TESTS	1,788.54	52.03	75.00	0.00	1,811.51
05 704 0048	OUTDOOR CLASSROOM PROJECT	14,228.34	2,555.78	0.00	0.00	11,672.56
05 704 0052	CLASS OF 2024	0.00	0.00	250.00	0.00	250.00
05 704 0076	CLASS OF 2020	226.61	0.00	0.00	0.00	226.61
05 704 0077	CLASS OF 2021	2,811.24	0.00	0.00	0.00	2,811.24
05 704 0078	CLASS OF 2022	2,307.03	0.00	0.00	0.00	2,787.03
05 704 0079	CLASS OF 2023	293.80	0.00	80.00	0.00	373.80
05 704 0080	MS STUDENT COUNCIL	2,592.82	150.55	0.00	0.00	2,442.27
05 704 0081	MS PRINCIPAL'S FUND	3,041.11	2,741.84	2,829.57	0.00	3,128.84
05 704 0082	MS LIBRARY	2,114.31	0.00	0.00	0.00	2,114.31
05 704 0084	MS MUSIC	2,446.71	0.00	0.00	0.00	2,446.71

ACTIVITY FUND BALANCE REPORT SUMMARY - SEPTEMBER 1 2020 TO OCTOBER 31 2020

Fund: 05 ACTIVITIES FUND

<u>Chart of Account Number</u>	<u>Chart of Account Description</u>	<u>Beginning Balance</u>	<u>Expenses</u>	<u>Revenues</u>	<u>Balance Change</u>	<u>Balance</u>
05 704 0085	MS ART	55.07	0.00	0.00	0.00	55.07
05 704 0086	MS PACK	1,802.88	0.00	0.00	0.00	1,802.88
05 704 0087	MS BAND	(337.87)	0.00	0.00	0.00	(337.87)
05 704 0097	MABEL NEDZA SCHOLARSHIP FUND	111,889.14	1,500.00	193.60	0.00	110,582.74
05 704 0098	CLEARING	6,815.41	483.00	550.00	0.00	6,882.41
05 704 0099	INTEREST	6,284.83	0.00	17.17	0.00	6,302.00
Fund Total: 05		316,120.41	51,864.48	77,034.86	0.00	341,290.79

BUILDING FUND RECAP

BEGINNING FISCAL BALANCE: (9-1-2020)

\$126,726.51

Reporting Period: October 1-31 2020

Y-T-D

	SEP	OCT	NOV	DEC	JAN	FEB	MAR	APR	MAY	JUNE	JULY	AUG	TOTAL
RECEIPTS													
Sink Fund-Co. Treas.	\$131,322.56	\$34,864.23	\$0.00	\$0.00	\$0.00	\$0.00	\$0.00	\$0.00	\$0.00	\$0.00	\$0.00	\$0.00	\$166,186.79
Interest	\$12.66	\$1.35	\$0.00	\$0.00	\$0.00	\$0.00	\$0.00	\$0.00	\$0.00	\$0.00	\$0.00	\$0.00	\$14.01
Interest on CD	\$0.00	\$0.00	\$0.00	\$0.00	\$0.00	\$0.00	\$0.00	\$0.00	\$0.00	\$0.00	\$0.00	\$0.00	\$0.00
CD	\$0.00	\$0.00	\$0.00	\$0.00	\$0.00	\$0.00	\$0.00	\$0.00	\$0.00	\$0.00	\$0.00	\$0.00	\$0.00
TOTAL	\$131,335.22	\$34,865.58	\$0.00	\$0.00	\$0.00	\$0.00	\$0.00	\$0.00	\$0.00	\$0.00	\$0.00	\$0.00	\$166,200.80
DISBURSEMENTS													
Fillmore County Treasurer	\$0.00	\$0.00	\$0.00	\$0.00	\$0.00	\$0.00	\$0.00	\$0.00	\$0.00	\$0.00	\$0.00	\$0.00	\$0.00
Engineering Technologies Inc	\$0.00	\$0.00	\$0.00	\$0.00	\$0.00	\$0.00	\$0.00	\$0.00	\$0.00	\$0.00	\$0.00	\$0.00	\$0.00
Genesis Contracting Group	\$250,000.00	\$0.00	\$0.00	\$0.00	\$0.00	\$0.00	\$0.00	\$0.00	\$0.00	\$0.00	\$0.00	\$0.00	\$250,000.00
CD	\$0.00	\$0.00	\$0.00	\$0.00	\$0.00	\$0.00	\$0.00	\$0.00	\$0.00	\$0.00	\$0.00	\$0.00	\$0.00
TOTAL	\$250,000.00	\$0.00	\$0.00	\$0.00	\$0.00	\$0.00	\$0.00	\$0.00	\$0.00	\$0.00	\$0.00	\$0.00	\$250,000.00

CURRENT YEAR-TO-DATE BALANCE:

\$42,927.31

Current Checking Balance

\$42,927.31

Current CD Balance

\$0.00

PREPARED BY:

James Schaefer

APPROVED BY:

[Signature]

DATE PREPARED:

11/2/2020

Hot Lunch Report

***Information not received as of 11/13/20.

Vehicle Transportation Report

LARGE BUSES

		Odometer 10/1/20	Odometer 11/1/20		Miles Driven
Bus #1	Thomas (2012)	173,323	173,376		53
Bus #2	Thomas (2012)	152,949	153,000		51
Bus #6	International (2001)	132,962	132,962		0
Bus #7	Thomas (2015)	155,536	157,785		2,249
Bus #8	Thomas (2016)	100,720	103,482		2,762
Bus #9	Thomas (2020)	29,135	31,704		2,569
Bus #10	Thomas (2020)	14,414	16,129		1,715
			Total		9,399

SPECIAL EDUCATION VEHICLES

		Odometer 10/1/20	Odometer 11/1/20		Miles Driven
Mini-Bus #1	Thomas (2012)	111,351	112,257		906
Mini-Bus #2	Chevrolet (2016)	11,408	11,501		93
Suburban #2	Chevrolet (2004)	163,319	163,410		91
Grey Van	Chevrolet (2011)	93,457	93,899		442
			Total		1,532

ACTIVITY VEHICLES

		Odometer 10/1/20	Odometer 11/1/20		Miles Driven
Suburban #3	Chevrolet (2016)	73,911	74,608		697
Suburban #4	Chevrolet (2016)	62,973	63,363		390
White Van	Chevrolet (2010)	111,489	112,820		1,331
			Total		2,418

MAINTENANCE VEHICLES

		Odometer 10/1/20	Odometer 11/1/20		Miles Driven
Van 100	Ford (1999) Elementary	167,360	167,493		133
Van 101	Ford (1998) High School	133,639	133,649		10
Van 102	Dodge (1998) Middle School	86,610	86,610		0
Pickup	Chevrolet (2013) Grounds	94,086	94,618		532
			Total		675

Natural Gas															
Elementary			Middle School			High School			Downtown Gym						
	16-17	17-18	18-19	19-20	20-21	16-17	17-18	18-19	19-20	20-21	16-17	17-18	18-19	19-20	20-21
Sept	\$83	\$72	\$19	\$100	\$33	\$183	\$190	\$19	\$188	\$189	\$134	\$123	\$39	\$118	\$109
Oct	\$88	\$81	\$89	\$92	\$0	\$183	\$186	\$371	\$197	\$0	\$134	\$124	\$140	\$116	\$0
Nov	\$117	\$120	\$100	\$91	\$99	\$199	\$209	\$223	\$183	\$615	\$144	\$146	\$137	\$96	\$248
Dec	\$112	\$112	\$142	\$66		\$239	\$250	\$657	\$640		\$178	\$157	\$344	\$256	
Jan	\$337	\$765	(\$905)	\$10		\$280	\$291	(\$926)	\$1,121		\$330	\$715	(\$982)	\$663	
Feb	\$1,971	\$1,010	\$1,413	\$474		\$658	\$1,609	\$1,834	\$1,611		\$1,746	\$865	\$1,011	\$988	
Mar	\$1,891	\$2,201	\$1,014	\$169		\$2,805	\$1,529	\$1,275	\$4,568		\$1,795	\$1,544	\$194	\$1,876	
Apr	\$1,096	\$1,736	\$1,721	\$140		\$2,957	\$2,867	\$2,322	\$1,650		\$1,206	\$1,231	\$1,255	\$975	
May	\$925	(\$333)	\$1,280	\$0		\$1,873	\$854	\$1,711	\$0		\$928	(\$56)	\$873	\$0	
June	\$333	\$674	\$437	\$111		\$1,325	\$1,083	\$1,019	\$1,452		\$982	\$1,136	\$1,650	\$3,269	
July	\$245	\$106	\$146	\$94		\$911	\$1,128	\$585	\$1,266		\$714	\$344	\$971	\$2,421	
Aug	\$90	\$95	\$104	\$35		\$562	\$408	\$232	\$314		\$210	\$224	\$312	\$594	
Totals	\$7,288	\$6,639	\$5,560	\$1,382	\$132	\$12,175	\$10,604	\$9,322	\$9,741	\$804	\$19,569	\$13,108	\$17,842	\$21,654	\$1,330
Electricity															
Elementary			Middle School			High School			Downtown Gym						
	16-17	17-18	18-19	19-20	20-21	16-17	17-18	18-19	19-20	20-21	16-17	17-18	18-19	19-20	20-21
Sept	\$3,593	\$3,961	\$3,746	\$3,483	\$3,509	\$4,617	\$3,238	\$2,960	\$3,889	\$3,394	\$6,706	\$7,304	\$8,805	\$7,663	\$8,170
Oct	\$3,836	\$3,245	\$2,968	\$3,155	\$2,580	\$4,409	\$4,122	\$4,030	\$4,270	\$3,646	\$6,621	\$5,659	\$6,137	\$7,056	\$7,456
Nov	\$2,075	\$2,163	\$1,946	\$1,829	\$1,731	\$2,912	\$2,855	\$2,678	\$3,031	\$2,642	\$3,651	\$3,657	\$4,021	\$4,272	\$4,455
Dec	\$2,026	\$1,881	\$1,915	\$1,612		\$2,705	\$2,785	\$2,718	\$2,874		\$3,277	\$2,896	\$3,692	\$3,389	
Jan	\$1,803	\$1,814	\$1,733	\$1,617		\$3,017	\$2,477	\$2,572	\$2,481		\$3,035	\$2,881	\$3,365	\$3,470	
Feb	\$1,900	\$2,142	\$1,885	\$1,828		\$2,944	\$3,067	\$2,608	\$2,328		\$3,055	\$3,267	\$3,809	\$3,631	
Mar	\$1,844	\$1,688	\$1,718	\$1,538		\$2,907	\$2,596	\$2,921	\$2,724		\$3,070	\$2,623	\$3,551	\$3,070	
Apr	\$1,844	\$1,905	\$1,587	\$1,385		\$2,812	\$2,575	\$2,485	\$2,281		\$3,154	\$2,979	\$3,207	\$2,637	
May	\$1,693	\$1,885	\$1,501	\$1,005		\$2,656	\$2,476	\$2,932	\$1,866		\$3,269	\$3,210	\$3,428	\$2,765	
June	\$2,032	\$2,905	\$1,995	\$603		\$2,811	\$2,757	\$2,365	\$1,709		\$4,100	\$4,223	\$4,294	\$4,049	
July	\$2,668	\$3,443	\$2,493	\$596		\$2,689	\$2,314	\$2,150	\$2,313		\$6,150	\$4,945	\$5,157	\$7,404	
Aug	\$2,385	\$4,083	\$2,742	\$725		\$2,116	\$2,260	\$2,774	\$3,112		\$5,510	\$5,269	\$5,925	\$8,521	
Totals	\$27,699	\$31,115	\$26,229	\$19,376	\$7,820	\$36,595	\$33,522	\$33,193	\$33,078	\$9,682	\$51,598	\$48,913	\$55,391	\$57,927	\$20,081
Electricity															
Electricity															
Totals	\$7,614	\$5,872	\$3,781	\$6,701	\$357	\$7,614	\$5,872	\$3,781	\$6,701	\$357	\$7,614	\$5,872	\$3,781	\$6,701	\$357

GENERAL FUND CLAIMS FOR NOVEMBER 16 2020

34 ELECTRIC LLC	SERVICES	110.09
ADKISSON, STEVE	MILEAGE	73.50
ALL AROUND LAWN CARE	SERVICES	275.00
APPLE INC	COMPUTER HARDWARE	8,820.00
B & J AUTOMOTIVE LLC	SERVICES	562.47
BIBA, SUSAN	MILEAGE	81.48
BILL'S REPAIR	SUPPLIES	30.08
C & M SUPPLY INC	FUEL	400.97
CARQUEST OF GENEVA	SUPPLIES	72.74
CASEY, AMANDA	MILEAGE	749.36
CDW GOVERNMENT LLC	SUPPLIES	1,682.19
CENGAGE LEARNING INC	SUPPLIES	600.00
CERTIFIED TRUCK & TRAILER	SERVICES	554.91
CITY OF GENEVA	WATER/SEWER	1,833.65
CRETE GLASS COMPANY	SERVICES	1,130.00
DAS STATE ACCOUNTING - CENTRAL FINANCE	SERVICES	232.49
DIETZE MUSIC HOUSE INC	SUPPLIES	54.95
DOLLAR GENERAL CORPORATION	SUPPLIES	26.40
EAKES OFFICE SOLUTIONS	SUPPLIES	3,342.06
EDUCATIONAL SERVICE UNIT #6	SERVICES	893.67
EMC INSURANCE COMPANIES	LIABILITY/PROPERTY INSURANCE	7,707.65
EWELL EDUCATIONAL SERVICES	SUPPLIES	325.00
FARMERS COOPERATIVE	FUEL	19.93
FCPS FUND	GENERAL FUND REIMBURSEMENT	2,442.48
FILLMORE COUNTY HOSPITAL	SERVICES	2,986.67
FOLLETT SCHOOL SOLUTIONS INC	SUPPLIES	50.44
FRED J MILLER INC	SUPPLIES	322.00
GENEVA HOME CENTER	SUPPLIES	186.92
GENEVA MILLING CO INC	SUPPLIES	127.50
GENEVA SUPER FOODS	SUPPLIES	478.73
GENEVA WELDING & SUPPLY INC	SUPPLIES	156.30
GOODHEART-WILLCOX COMPANY INC	SUPPLIES	121.61
GRAND ISLAND PHYSICAL THERAPY	SERVICES	32,075.60
HEGGERTY	SUPPLIES	87.99
HOMEDEPOT PRO, THE	SUPPLIES	886.60
HOMETOWN LEASING	COPIER LEASE	1,394.00
HOUGHTON MIFFLIN HARCOURT PUBLISHING	TEXTBOOKS	163.54
IDENTISYS INC	SUPPLIES	226.73
IMAGE MARKET	SUPPLIES	353.10
JJ BERNIKLAU ED SOLUTIONS TEAM	SERVICES	37,405.52
JUICE PLUS+ COMPANY, THE	SUPPLIES	67.00
JW PEPPER & SON INC	SUPPLIES	13.97
KANSAS CITY AUDIO-VISUAL INC	SUPPLIES	54.95
KAYE-SKINNER, BEN	MILEAGE	190.12
KELCH PLUMBING, HEATING & REFR	SERVICES	341.07
KSB SCHOOL LAW	SERVICES	346.50
LICHTI OIL	FUEL	2,770.15
LOUP VALLEY LIGHTING INC	SUPPLIES	241.20
MASTERCARD CENTER	SUPPLIES	2,437.58
MCCORMICK'S HEATING & A/C INC	SUPPLIES	57.60
MID-AMERICAN RESEARCH CHEMICAL	SUPPLIES	113.47
MIDWEST CONNECT LLC	SUPPLIES	35.00
NANTKES, JENN	SERVICES	927.06
NASCO	SUPPLIES	632.29
NEBRASKA FIRE SPRINKLER CORP	SERVICES	245.00
NEBRASKA PUBLIC POWER DISTRICT	ELECTRICITY	6,538.86
NEBRASKA SAFETY CENTER	SERVICES	100.00
NEBRASKA SIGNAL	ADVERTISING	200.17

GENERAL FUND CLAIMS FOR NOVEMBER 16 2020

NSIAAA	MEMBERSHIP	250.00
PAYFLEX SYSTEMS USA INC	ADMINISTRATIVE FEES	100.00
PRECISION SIGNS & GRAPHICS LLC	SUPPLIES	225.70
PROTEX CENTRAL INC	SERVICES	599.00
QUILT BASKET, THE	SUPPLIES	201.10
REALLY GOOD STUFF LLC	SUPPLIES	21.99
SCHELKOPF INC	SERVICES	1,438.99
SCHWARZ, JEFF	MILEAGE	228.92
SFM	WORKMANS COMP	1,945.00
SHIPLEY, JILL	MILEAGE	127.47
SOUTHEAST COMMUNITY COLLEGE	SERVICES	6,160.50
SYMMETRY ENERGY SOLUTIONS LLC	FUEL	2,234.42
TEACHER DIRECT	SUPPLIES	347.64
TELEPHONE SYSTEMS' OF NEBRASKA INC	SERVICES	2,161.23
THEOBALD, RYUN	MILEAGE	235.71
TIME MANAGEMENT SYSTEMS INC	SERVICES	2,677.00
UNITE PRIVATE NETWORKS LLC	SERVICES	1,258.80
VELEBA, AARON	SUPPLIES	97.18
VILLAGE OF FAIRMONT	UTILITIES	3,097.61
VVS CANTEEN	SUPPLIES	141.93
WASTE CONNECTIONS OF NEBRASKA INC	SERVICES	1,376.52
WEAVER PHARMACY	SUPPLIES	39.38
WILLIAM V MACGILL & CO	SUPPLIES	34.46
WOODWARD'S DISPOSAL SERVICE INC	SERVICES	75.00
WUSK, JEFF	MILEAGE	81.48
	Fund Total:	149,513.34

BUILDING FUND CLAIMS FOR NOVEMBER 16 2020

FILLMORE COUNTY TREASURER	PAVING ASSESSMENT	\$	5,057.58
GENESIS CONTRACTING GROUP	ELEMENTARY HVAC - PARTIAL APP 7	\$	28,000.00
	FUND TOTAL:	\$	33,057.58

09/14/2020
02:53 PM

Fillmore
SPECIAL ASSESSMENT LISTING
Geneva Street Improvement 2011-Paving (3)

Perm ID : 0300022169 Legal :
Grandview Add Blks 9, 16 & Pt of Blk 8 & 17 & Vac Washington & High
St Geneva

FILLMORE CENTRAL SCHOOLS(SCHOOL DISTRICT #75 GENEVA)
1410 L ST
GENEVA, NE 68361

Levied Amount : 60,901.05

	Payment Due	Principal	Interest	Delinquent	Advertising	Total Due
09	11/05/2020	4,060.07	950.41	0.00	0.00	5,010.48
Totals:		4,060.07	950.41	0.00	0.00	5,010.48

The payment is due on or before 11/05/20. If paying on a date other than the due date, please contact the County Treasurer's Office for the correct amount.

759-3812
Send Payment to: Darcy Nun
PO Box 229
Geneva, NE 68361



Lynne Houser <lynne.houser@fillmorecentral.org>

Paving Assessment

Darcy Nun <Darcy.nun@fillmore.nacone.org>
To: Lynne Houser <lynne.houser@fillmorecentral.org>

Thu, Nov 5, 2020 at 8:35 AM

The amount due for the 17th would be \$5,057.58.

[Quoted text hidden]

APPLICATION AND CERTIFICATION FOR PAYMENT

AIA DOCUMENT G702/Cma (Instructions on reverse side)

TO OWNER: Fillmore Central Public Schools
 1410 L Street
 Geneva, NE 68361

PROJECT: Fillmore Central Elem - HVAC Renovation

FROM CONTRACTOR: Genesis Contracting Group
 404 Hill Street
 Lincoln NE, 68502

VIA ARCHITECT: Engineering Technologies, Inc.

APPLICATION NO: 7 & Partial Retainage

Distribution to:
 OWNER
 CONSTRUCTION MANAGER
 ENGINEER
 CONTRACTOR

PERIOD TO: 10/31/20

PROJECT NOS: 20-003

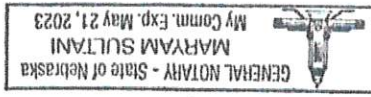
CONTRACT DATE: 02/03/20

CONTRACTOR'S APPLICATION FOR PAYMENT

Application is made for payment, as shown below, in connection with the Contract Continuation Sheet, AIA Document G703, is attached.

1. ORIGINAL CONTRACT SUM \$ 1,199,000.00
2. Net change by Change Orders \$ 20,539.23
3. CONTRACT SUM TO DATE (Line 1 ± 2) \$ 1,219,539.23
4. TOTAL COMPLETED & STORED TO DATE (Column G on G703) \$ 1,202,865.00
5. RETAINAGE:
 - a. 2.5 % of Completed Work \$ 30,071.63
(Column D + E on G703)
 - b. 2.5 % of Stored Material \$ 0.00
(Column F on G703)
6. TOTAL EARNED LESS RETAINAGE (Line 4 Less Line 5 Total) \$ 30,071.63
7. LESS PREVIOUS CERTIFICATES FOR PAYMENT (Line 6 from prior Certificate) \$ 1,172,793.38
8. CURRENT PAYMENT DUE (Line 3 less Line 6) \$ 1,054,800.00
9. BALANCE TO FINISH, INCLUDING RETAINAGE (Line 3 less Line 6) \$ 117,993.38

CHANGE ORDER SUMMARY	ADDITIONS	DEDUCTIONS
Total changes approved in previous months by Owner	\$0	
Total approved this Month	\$20,539	
TOTALS	\$20,539	\$0.00
NET CHANGES by Change Order		\$20,539



The undersigned Contractor certifies that to the best of the Contractor's knowledge, information and belief the Work covered by this Application for Payment has been completed in accordance with the Contract Documents, that all amounts have been paid by the Contractor for Work for which previous Certificates for Payment were issued and payments received from the Owner, and that current payment shown herein is now due

CONTRACTOR: Genesis Contracting Group LLC.

By: Creey D.P. Date: 10/6/2020

State of: Nebraska County of: Lancaster
 Subscribed and sworn to before me this 6th day of Nov, 2020

Notary Public: Maryam Sultani
 My Commission expires: May 21, 2023

CERTIFICATE FOR PAYMENT

In accordance with the Contract Documents, based on on-site observations and the data comprising this application, the Construction Manager and Architect certify to the Owner that to the best of their knowledge, information and belief the Work has progressed as indicated, quality of the Work is in accordance with the Contract Documents, and the Contractor is entitled to payment of the AMOUNT CERTIFIED.

AMOUNT CERTIFIED \$ 117,993.38

(Attach explanation if amount certified differs from the amount applied for. Initial all figures on this Application and on the Continuation Sheet that changed to conform to the amount certified.)

ARCHITECT: Martin D. Kasl Date: 11/6/20
 By: [Signature]

This Certificate is not negotiable. The AMOUNT CERTIFIED is payable only to the Contractor named herein. Issuance, payment and acceptance of payment are without prejudice to any rights of the Owner or Contractor under this Contract.

DEPRECIATION FUND CLAIMS FOR NOVEMBER 16 2020

GENESIS CONTRACTING GROUP	ELEMENTARY HVAC - PARTIAL APP 7/RETAINAGE	\$	89,993.00
	FUND TOTAL:	\$	89,993.00

APPLICATION AND CERTIFICATION FOR PAYMENT

AIA DOCUMENT G702/Cma (Instructions on reverse side)

TO OWNER:
 Fillmore Central Public Schools
 1410 L Street
 Geneva, NE 68361

PROJECT:
 Fillmore Central Elem - HVAC Renovation

FROM CONTRACTOR:
 Genesis Contracting Group
 404 Hill Street
 Lincoln NE, 68502

VIA ARCHITECT:
 Engineering Technologies, Inc.

APPLICATION NO: 7 & Partial Retainage

PERIOD TO: 10/31/20

PROJECT NOS: 20-003

CONTRACT DATE: 02/03/20

Distribution to:

OWNER	
CONSTRUCTION MANAGER	
ENGINEER	X
CONTRACTOR	

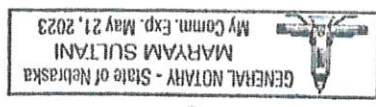
CONTRACT FOR: HVAC Upgrades and Window/Door Replacement

CONTRACTOR'S APPLICATION FOR PAYMENT

Application is made for payment, as shown below, in connection with the Contract Continuation Sheet AIA Document G703, is attached.

1. ORIGINAL CONTRACT SUM \$ 1,199,000.00
2. Net change by Change Orders \$ 20,539.23
3. CONTRACT SUM TO DATE (Line 1 ± 2) \$ 1,219,539.23
4. TOTAL COMPLETED & STORED TO DATE (Column G on G703) \$ 1,202,865.00
5. RETAINAGE:
 - a. 2.5 % of Completed Work \$ 30,071.63
(Column D + E on G703)
 - b. 2.5 % of Stored Material \$ 0.00
(Column F on G703)
6. TOTAL EARNED LESS RETAINAGE \$ 30,071.63
(Line 4 Less Line 5 Total)
7. LESS PREVIOUS CERTIFICATES FOR PAYMENT (Line 6 from prior Certificate) \$ 1,054,800.00
8. CURRENT PAYMENT DUE \$ 117,993.38
9. BALANCE TO FINISH, INCLUDING RETAINAGE (Line 3 less Line 6) \$ 46,745.85

CHANGE ORDER SUMMARY	ADDITIONS	DEDUCTIONS
Total changes approved in previous months by Owner	\$0	
Total approved this Month	\$20,539	
TOTALS	\$20,539	\$0.00
NET CHANGES by Change Order		\$20,539



The undersigned Contractor certifies that to the best of the Contractor's knowledge, information and belief the Work covered by this Application for Payment has been completed in accordance with the Contract Documents, that all amounts have been paid by the Contractor for Work for which previous Certificates for Payment were issued and payments received from the Owner, and that current payment shown herein is now due

CONTRACTOR: Genesis Contracting Group LLC.

By: Creey 2/D Date: 10/6/2020

State of: Nebraska County of: Lancaster
 Subscribed and sworn to before me this 6th day of Nov, 2020

Notary Public: Maryam Sultan
 My Commission expires: May 21, 2023

CERTIFICATE FOR PAYMENT

In accordance with the Contract Documents, based on on-site observations and the data comprising this application, the Construction Manager and Architect certify to the Owner that to the best of their knowledge, information and belief the Work has progressed as indicated, quality of the Work is in accordance with the Contract Documents, and the Contractor is entitled to payment of the AMOUNT CERTIFIED

AMOUNT CERTIFIED \$ 117,993.38

(Attach explanation if amount certified differs from the amount applied for. Initial all figures on this Application and on the Continuation Sheet that changed to conform to the amount certified.)

ARCHITECT: Martin D. Kasl Date: 11/6/20

This Certificate is not negotiable. The AMOUNT CERTIFIED is payable only to the Contractor named herein. Issuance, payment and acceptance of payment are without prejudice to any rights of the Owner or Contractor under this Contract.

Users may obtain validation of this document by requesting a completed AIA Document D401 - Certification of Document's Authenticity from the Licensee.