

Board of Education Regular Meeting  
Monday, September 12, 2022 The meeting will  
begin immediately following the Tax Request  
Hearing or at 6:20 pm whichever is later  
Fillmore Central High School  
1410 L Street  
Geneva, NE 68361-1599

1. **Call to Order**
2. **Recognize Open Meetings Laws and location of the poster**
3. **Roll Call**
4. **Declaration of Legal Meeting/Excuse Absences**
  - 4.1. Declaration of Legal Meeting
  - 4.2. Excuse Absences
5. **Public Comment**
6. **Reports from Administration**
7. **Action Items**
  - 7.1. Consent Agenda
    - 7.1.1. Approval of the Minutes of the following board meetings: August 15, 2022 regular meeting and August 23, 2022 special meeting
    - 7.1.2. Receive, review and accept Finance reports
    - 7.1.3. Review and approve the General Fund Claims
    - 7.1.4. Review and approve the Building Fund Claims
  - 7.2. Review and approve the Fillmore Central District 30-0025 2022-2023 Budget of \$15,768,233; including a General Fund Budget of \$12,776,162; a Depreciation Fund Budget of \$71,498; an Employee Benefit Fund of \$156,625; an Activities Fund Budget of \$576,958; a School Nutrition Fund Budget of \$518,000; a Special Building Fund Budget of \$1,645,788; and a Student Fee Budget of \$23,202

7.3. Review and Approve the Fillmore Central District 30–0025 Tax Request Resolution

7.4. Discuss, Consider and Possibly Take Action on Downtown Gym Lease Agreement

7.5. Review, discuss and take any necessary action on the Back to School Framework – Safety Plan

8. **Discussion Items**

8.1. Football Field (lights and fence)

8.2. Hazard Mitigation Plan

8.3. Board Retreat Date: October 19, 2022

8.4. Superintendent Evaluation

8.5. Teacher Negotiations must begin by November 1, 2022

8.6. Next Meeting: October 10, 2022 or October 17, 2022

9. **Adjourn Meeting**

Fillmore Central BOE Meeting  
September 12, 2022  
Elementary Principal Report

EPAC - The first of three EPAC meetings was held on August 29<sup>th</sup>. The crowd was small(6), but there was great discussion on the topics of staff, PBIS, testing, SRP, open house, etc..

Grandparents Day - Grandparents Day is scheduled for Sept. 23rd.

Baseline testing was completed for all students in grades K-4 with classroom, MAP(Measures of Academic Progress) Reading and Math, and MAP Reading Fluency assessments. Data from these assessments has been discussed and will be used in differentiation to meet student needs.

The Backpack Program sponsored by The Food Bank in Lincoln, provides elementary and middle school participants with a backpack containing food on the last day of each week during the school year. The grocery selection rotates every six weeks. Vouchers are provided for bread, milk, eggs and meat intermittently as well. The vouchers are redeemed at local grocery stores. The cost to sponsor a backpack is \$350 per year, and we have 32 backpacks distributed each week. Donations can be made to the Fillmore County Foundation Trust department directed to the Backpack Program.

Upcoming dates:

|          |  |
|----------|--|
| Sept. 12 | BOE Meeting                                  |
| Sept. 12 | 4th Grade AgVenture Day                      |
| Sept. 14 | School Pictures                              |
| Sept. 16 | Mid Quarter Reports Sent Home                |
| Sept. 23 | Grandparents Day                             |
| Sept. 23 | Early Dismissal @ 1:45                       |
| Sept. 27 | 3rd Grade Field Trip to Lincoln              |
| Sept. 28 | Bike to School Day                           |
| Sept. 30 | K Field Trip to Roca                         |
| Sept. 30 | Assembly                                     |
| Oct. 6   | Early Dismissal for Professional Development |

**Middle School Principal Report**  
**Submitted by Lisa Lamb**  
**FCPS BOE Meeting | September 12, 2022**

---

***Professional Development***

On Wednesday, September 7th teachers participated in the district's first PLC of the 2022-2023 school year. The Professional Learning Community that has been established within the district has allowed for continued professional discussions regarding Marzano Instructional Model strategies being used or being implemented within teachers' classrooms to improve both teaching instruction and student learning.

***NWEA MAP Testing***

MAP testing started the week of August 24<sup>th</sup> for all 5<sup>th</sup>-8<sup>th</sup> grade students. All students were assessed in the subject areas of Math, Reading (Language Arts), and Science. Teachers will be able to use the data to help differentiate their lessons to meet the needs of all students. Students will also be able to use the data to set personal growth goals with the help of their teachers to track their academic growth throughout the school year.

***Fall Athletics***

The fall sports seasons are underway at the Middle School for our volleyball, football, and cross-country programs. Athletics are a great opportunity to reinforce the goal setting, responsibility, discipline, and teamwork that are expected of our students both in the classroom and on the court or field. The volleyball and cross country teams opened their season on September 1, 2022. The volleyball team hosted Heartland at the middle school gym, while the cross country team traveled to Superior for their first meet of the season. The football team hosted Centennial for their first game of the season on September 6th. The breakdown of participants is as follows:

- Volleyball: 35
- Cross Country: 7
- Football: 29

***Upcoming Dates***

September 14: School Pictures

September 16: Mid-Quarter Reports

September 23: Early Dismissal for Homecoming Parade

October 5: Early Dismissal for District PLC

September 2022  
Mr. Theobald

### **Principal/AD Report**

- We have estimates from Faller Landscape for replacement of trees in the north endzone, as well as a new project west of the building. The estimate for the endzone is \$6026 and includes 28 total trees. The estimate for the west of the building is \$3810 and includes 12 trees, but these trees are larger in size. I would like to move forward with the west project now. Both of these estimates can be altered in terms of the number of trees as well as the initial size of the trees.
- Homecoming will be the week of Sept. 19th.
- Our fall testing date was Sept 7th. Grades 9/10 completed their MAP assessments. We incentivised the kids with a rootbeer float to the class that had the highest RIT average. The 11th grade took a full length practice ACT and they were also incentivised with root beer floats if as a group they could average a 21.5. The 12th grade traveled to the Aurora Leadership Center and attended sessions on first impressions, financial literacy, job applications, interview etiquette, life skills, time management, as well as having an “etiquette” meal.
- The new gym sound system update was installed on Sept. 7th and for the most part, everything is up and running. It looks like the mixer is also in need of replacement. This was not discovered until the new install took place. I will be working on replacing that in the near future, but in the meantime, we are up and running and the sound quality is much better than in the past.
- Sandi Coon would like to donate some funds to the school in memory of Roger. We have talked about new record boards for the weight room, as Roger used to supervise this when he was coaching. We would like to put something on the board to recognize this gift, similar to what we did with the scoretable in the gym.
- With the addition of girls wrestling, the anticipated number of total participants (boys, girls, JH) and the overlap of practice times. It may be necessary to move JH practice to the morning, for the majority of their season. We are also short a head junior high coach, but if we were to go in the morning, we may have a couple of people interested in the position.

## Sept 12<sup>th</sup>, 2022 Board Report

1. Call to Order
2. Recognize Open Meeting Act and Location of Poster
3. Roll Call
4. Declaration of Legal Meeting/Excuse absences
5. Public Comment
6. Reports from Administration

### My Report

HVAC Report – Elementary Update

September PLC and Professional Development

DT Gym Lease agreement work

Mental Health Team – Working with Fillmore County Hospital

Emergency Operations Plan Meeting – September 29<sup>th</sup> – Working with Emergency Management, Volunteer Fire Departments, and Sheriff's Office.

## 7. Action Items

### 7.1 Consent Agenda

7.1.1 Minutes – the minutes of the August Board meeting are on the Sparq meeting site for your review and approval.

7.1.2 Financial Reports – the reports from August are for your review and on the Sparq meetings website.

7.1.3 General Fund Claims – If you need more information on any claims, contact Lynne or I prior to the board meeting and we will get that for you.

7.1.4 Building Fund-if you have questions please contact Lynne or I prior to the board meeting and we will get it for you.

7.2 Review and Approve the Fillmore Central District Budget of \$15,768,233; including a General Fund Budget of \$12,776,162; a Depreciation Fund Budget of \$71,498; an Employee Benefit Fund Budget of \$156,625; an Activities Fund Budget of \$576,958; a School Nutrition Fund Budget of \$518,000; a Special Building Fund Budget of \$1,645,788 ; and a Student Fee Fund Budget of \$23,202.

7.3 Review and Approve the Fillmore County School District 30-0025 (Fillmore Central School District) Tax Request Resolution.

7.4 Discuss, Consider, and take action on the DT Gym Lease agreement.

7.5 Review, discuss, and take any necessary action to the Back to School Plan

8 Discussion Items

8.1 Football Field Lights and Fence

8.2 Hazard Mitigation Plan- This was worked on throughout the 2020-2021 School Year and was finished last year. JEO led this plan of all the entities within the Little Blue NRD. Not everyone that was eligible took part, but we wouldn't qualify for future FEMA financial aid in case of disaster without taking part and having a plan. This is the finished product as developed with JEO. We have to have a resolution as a board for it to be finalized. We will be eligible should we ever need this aid as a school district.

8.3 Board Retreat Date – Oct 19, 2022

8.4 Superintendent Evaluation

8.5 Teacher Negotiations must begin by Nov. 1<sup>st</sup>.

8.6 Review next meeting dates October 10<sup>th</sup> or 17<sup>th</sup>.

9 Adjournment

Board of Education Regular Meeting  
Monday, August 15, 2022 7:30 PM Central  
Posting Locations:

Fillmore Central High School  
1410 L Street  
Geneva, NE 68361-1599

- Nebraska Signal

Posted Date: August 10, 2022

Chad Engle: Present  
Shaun Farmer: Present  
Doug Gergen: Present  
Christin Lovegrove: Present  
Whitney Peppard: Present  
Scott Schelkopf: Present  
Present: 6.

1. Call to Order

The meeting was called to order by President Farmer at 7:30 PM.

2. Recognize Open Meetings Laws and location of the poster

3. Roll Call

4. Declaration of Legal Meeting/Excuse Absences

4.1. Declaration of Legal Meeting

Recommendation that the Board declare this regular meeting of August 15, 2022 a legal meeting passed with a motion by Doug Gergen and a second by Scott Schelkopf.

Chad Engle: Yea, Shaun Farmer: Yea, Doug Gergen: Yea, Christin Lovegrove: Yea,  
Whitney Peppard: Yea, Scott Schelkopf: Yea  
Yea: 6, Nay: 0

4.2. Excuse Absences

5. Public Comment

6. Reports from Administration

Fillmore Central Elementary – Mr. Veleba – acknowledged staff members who attended training/classes over the summer. Custodians Ron Doremus and Judy Jones retired this summer. They have been replaced by Andy Lukes, (Head Custodian) and Cody Verhage (Assistant Custodian). Summer school enrollment was 57 students with an average daily attendance of 47. Beginning of the year enrollment is 218 students. This is the highest since Mr. Veleba has been at Fillmore Central. More than 90% of the student families attended the Open House.

Fillmore Central Middle School – Mrs Lamb – There are four new staff members at the Middle School. Mrs. Lamb acknowledged the work of custodial staff and two paraprofessionals’ work preparing the school this summer. Start of the year enrollment is 164 students This is down from last year and is due to smaller 5<sup>th</sup> and 6<sup>th</sup> grade classes. More than 90% of the student families attended the Open House and orientations in the gymnasium with teachers. Volleyball has started and football and cross country will start later in the week.

Fillmore Central High School – Mr Theobald – Showed the WGBT (Wet Bulb Globe Thermometer). This device takes all weather factors to determine the allowable level of athletic practice. It shows a heat stress level which athletic teams use to determine the length and practice conditions. Fall sports night had a very good turnout. Initial fall athletic participation numbers are as follows: Football – 36, Volleyball – 30, Cross County – 11 (10 boys and 1 girl), Softball – 21 (11 Fillmore Central, 5 Exeter-Milligan and 5 – Friend). Start of the year enrollment is 166 (82 boys and 84 girls). This is the most even split of genders for enrollment in the past several years.

Fillmore Central Superintendent – Mr. Cumpston – New staff hired are: 2 bus drivers and 1 training, 2 paraprofessionals, 2 kitchen staff, custodial staff, and an executive secretary. HVAC repair crews came out to the Elementary and found 3 or 4 more coils that had also frozen. Mr. Cumpston recognized staff for professional development training. He is working with the sheriff’s department on scheduling building walk-throughs and presentations. Property insurance rates have increased due to increased replacement costs. The downtown gym lease is still being finalized. Estimates are being taken to remove the trees by the football field.

## 7. Action Items

### 7.1. Consent Agenda

Recommendation that the Board approve the Consent Agenda passed with a motion by Doug Gergen and a second by Chad Engle.

Chad Engle: Yea, Shaun Farmer: Yea, Doug Gergen: Yea, Christin Lovegrove: Yea, Whitney Peppard: Yea, Scott Schelkopf: Yea

Yea: 6, Nay: 0

7.1.1. Approval of the Minutes of the following board meetings:

7.1.2. Receive, review and accept Finance reports

7.1.3. Review and approve the General Fund Claims

7.1.4. Review and approve the Building Fund Claims

### 7.2. Review, Discuss and Approve a Company to install Key Fobs

Recommendation that the Board enter into a contract with Diode Communications to install the key fob systems at all three facilities passed with a motion by Doug Gergen and a second by Chad Engle.

Chad Engle: Yea, Shaun Farmer: Yea, Doug Gergen: Yea, Christin Lovegrove: Yea, Whitney Peppard: Yea, Scott Schelkopf: Yea  
Yea: 6, Nay: 0

Discussion was held on the companies' usage and offerings. Both Diode and ProTex have very positive reviews. Safety of the students is a priority.

7.3. Discuss, Consider and Possibly take Action on Downtown Gym Lease Agreement  
No action was taken.

7.4. Review, discuss and take any necessary action on the Back to School Framework – Safety Plan  
No action was taken.

## 8. Discussion Items

### 8.1. Football Field (lights and fence)

Discussion was held regarding the fencing and tree removal. 34 Electric is putting a bid together with steel poles and one with wood poles. Bids will not include concrete. The project will cost \$200,000 - \$300,000.

Additional discussion regarding fencing and take down of the trees. 34 electric is working on putting on an estimate together with steel poles, wood poles. Bids will not include concrete. Looking at a total cost between \$200,000 and \$300,000.

8.2. Board Retreat Date: October 19, 2022  
Confirmed date.

8.3. Postcard Bill  
Review of dates and process.

8.4. Discuss Payment to Geneva Parks and Rec  
In prior years the school has made a \$10,000 payment to the Geneva Parks and Rec. This payment has not been made yet this year due to the lease discussion. Discussion centered around the history of this payment, it's purpose, and how this might fit into the downtown gym lease discussion.

8.5. Next Meetings: August 23, 2022 at 5:00 pm (Budget Review) and September 12, 2022  
Regular Board of Education Meeting

## 9. Adjourn Meeting

Recommendation that the Board adjourn the regular meeting of August 15, 2022 at 8:35 pm passed with a motion by Scott Schelkopf and a second by Doug Gergen.

Chad Engle: Yea, Shaun Farmer: Yea, Doug Gergen: Yea, Christin Lovegrove: Yea, Whitney Peppard: Yea, Scott Schelkopf: Yea

Yea: 6, Nay: 0

## Special Meeting

Tuesday, August 23, 2022 5:00 PM Central

Posting Locations:

Fillmore Central High School  
1410 L Street  
Geneva, NE 68361-1599

- Nebraska Signal

Posted Date: August 16, 2022

Chad Engle: Present

Shaun Farmer: Present

Doug Gergen: Absent

Christin Lovegrove: Present

Whitney Peppard: Present

Scott Schelkopf: Present

Present: 5, Absent: 1.

### 1. Call meeting to Order

President Farmer called the meeting to order at 5:00 PM.

### 2. Recognize Open Meetings Laws and Location of Poster

### 3. Declaration of Legal Meeting/Excuse Absences

#### 3.1. Declaration of Legal Meeting

Recommendation that this Special Worksession of August 23, 2022 be declared a legal meeting passed with a motion by Scott Schelkopf and a second by Whitney Peppard.

Chad Engle: Yea, Shaun Farmer: Yea, Christin Lovegrove: Yea, Whitney Peppard: Yea, Scott Schelkopf: Yea

Yea: 5, Nay: 0

#### 3.2. Excuse Absences

Recommendation that the Board excuse the absences of member Doug Gergen from this Special Board Worksession on August 23, 2022 passed with a motion by Chad Engle and a second by Scott Schelkopf.

Chad Engle: Yea, Shaun Farmer: Yea, Christin Lovegrove: Yea, Whitney Peppard: Yea, Scott Schelkopf: Yea

Yea: 5, Nay: 0

### 4. Review and Discuss the 2022-2023 Budget

The Board discussed the 2022-2023 budget.

### 5. Adjournment

Recommendation that this Special Worksession of August 23, 2022 be adjourned at 5:30 pm passed with a motion by Scott Schelkopf and a second by Chad Engle.

Chad Engle: Yea, Shaun Farmer: Yea, Christin Lovegrove: Yea, Whitney Peppard: Yea, Scott  
Schelkopf: Yea  
Yea: 5, Nay: 0

CLERK'S REPORT

Reporting Period: 8/31/2022

|   |                        |                       |
|---|------------------------|-----------------------|
| <b>Beginning Checking Account Balance</b> |                        | <b>\$2,845,178.59</b> |
| State of Nebraska                         | CARES Funds            | \$35,055.00           |
| Fillmore County Treasurer                 | General Fund Taxes     | \$75,345.08           |
| Educational Service Unit #6               | Mental Health Stipends | \$888.11              |
| FCPS Activity                             | Summer Van Usage       | \$385.00              |
| State of Nebraska                         | ESSRS II Funds         | \$56,956.00           |
| Payroll Accounts                          | Payroll Tax Deposits   | \$89,292.35           |
| State of Nebraska                         | IDEA Funds             | \$150,257.00          |
| City of Geneva                            | Senior Center Rent     | \$130.00              |
| Heartland Bank                            | Checking Interest      | \$611.83              |

|   |              |
|---|--------------|
| Total Receipts  | \$408,920.37 |
| Plus Transfer from Hot Lunch Fund to Checking (Payroll Direct Deposits) | \$193.44     |
| Plus HSA Corrections  | \$0.00       |
| Plus Bank Posting Errors  | \$0.00       |
| Less Disbursements  | \$932,649.85 |

**Checking Account Balance** **\$2,321,642.55**

|                         |                |
|-------------------------|----------------|
| Bank Statement Balance  | \$2,330,819.55 |
| Less Outstanding Checks | (\$9,177.00)   |

**Checking Account Balance** **\$2,321,642.55**

|  |                       |
|--|-----------------------|
| General Fund Checking Account Balance          | \$2,321,642.55        |
| FCPS Checking Account Balance                  | \$25,826.64           |
| General Fund CD's (including accrued interest) | \$0.00                |
| <b>Total General Fund Balance</b>              | <b>\$2,347,469.19</b> |

Prepared By:

  
\_\_\_\_\_

Approved By:

  
\_\_\_\_\_

Date Prepared:

9/2/2022

**FCPS FUND - August 2022**

|                                   |                      |                   |
|-----------------------------------|----------------------|-------------------|
| Verizon Wireless                  | Cell Phones          | \$248.02          |
| Kenna Marchand                    | Supplies             | \$34.05           |
| Fairfield Inn-Kearney             | Lodging              | \$499.80          |
| Quadient Finance USA Inc          | Postage              | \$17.30           |
| Nebraska Signal                   | Subscription Renewal | \$98.00           |
| York News Times                   | Subscription Renewal | \$119.99          |
| Josh Cumpston                     | Mileage              | \$302.64          |
| Fillmore County Hospital          | Registration         | \$75.00           |
| Deb Flehr                         | Mileage              | \$26.19           |
| Region I Middle School Principals | Dues                 | \$75.00           |
| Region I High School Principals   | Dues                 | \$75.00           |
| Windstream                        | Telephone            | \$806.78          |
| Dollar General Corporation        | Supplies             | \$130.85          |
| Walmart                           | Supplies             | \$179.38          |
| <b>TOTAL</b>                      |                      | <b>\$2,688.00</b> |

**MASTERCARD - August 2022**


|                              |                    |                    |
|------------------------------|--------------------|--------------------|
| Music In Motion              | Supplies           | \$64.15            |
| BulkBooks.com                | Textbooks          | \$325.00           |
| Scheels.com                  | Supplies           | \$161.20           |
| Rattle                       | Supplies           | \$25.00            |
| Amazon                       | Equipment/Supplies | \$5,638.14         |
| WalMart                      | Supplies           | \$1,495.20         |
| Wayside Publishing           | Supplies           | \$249.96           |
| HP Store                     | Equipment          | \$699.97           |
| SP Diane Alber Gilbert       | Supplies           | \$168.14           |
| Mosyle                       | Supplies           | \$386.37           |
| Molcajete Mexican Restaurant | Meals              | \$111.06           |
| Harbor Freight Tools         | Supplies           | \$429.80           |
| Calendars.com                | Supplies           | \$31.58            |
| Orscheln                     | Equipment          | \$319.98           |
| Positive Promotions          | Supplies           | \$1,623.21         |
| Ace Hardware                 | Supplies           | \$10.74            |
| Inventables                  | Supplies           | \$150.18           |
| B & H Photo                  | Equipment          | \$287.12           |
| <b>TOTAL</b>                 |                    | <b>\$12,176.80</b> |

| FUND REPORTS - August 2022             |                 |                 |              |               |               |               |               |
|--|-----------------|-----------------|--------------|---------------|---------------|---------------|---------------|
| <b>BUILDING FUND</b>                   |                 |                 |              |               |               |               |               |
| 9/1/2021                               | Month           | YTD             | Month        | YTD           | YTD           | Current       | Current       |
| Beg. Bal.                              | Receipts        | Receipts        | Disburse.    | Disburse.     | Balance       | Checking      | CD            |
| \$ 383,398.93                          | \$ 4,645.88     | \$ 597,372.26   | \$ -         | \$ 51,646.06  | \$ 929,125.13 | \$ 929,125.13 | \$ -          |
| <b>GENERAL FUND PROPERTY TAX RECAP</b> |                 |                 |              |               |               |               |               |
| Budgeted                               | Current Mo.     | YTD             | YTD %        |               |               |               |               |
| Amount                                 | Collected       | Collected       | Collected    |               |               |               |               |
| \$ 7,393,939.00                        | \$ 1,697,800.58 | \$ 1,697,800.58 | 22.96%       |               |               |               |               |
| <b>DEPRECIATION FUND</b>               |                 |                 |              |               |               |               |               |
| 9/1/2021                               | Month           | YTD             | Month        | YTD           | YTD           | Current       | Current       |
| Beg. Bal.                              | Receipts        | Receipts        | Disburse.    | Disburse.     | Balance       | Checking      | CD            |
| \$ 117,940.56                          | \$ 18.99        | \$ 120.70       | \$ -         | \$ 46,575.00  | \$ 71,486.26  | \$ 71,486.26  | \$ -          |
| <b>EMPLOYEE BENEFIT FUND</b>           |                 |                 |              |               |               |               |               |
| 9/1/2021                               | Month           | YTD             | Month        | YTD           | YTD           |               |               |
| Beg. Bal.                              | Receipts        | Receipts        | Disburse.    | Disburse.     | Balance       |               |               |
| \$ 55,413.07                           | \$ 3,171.51     | \$ 43,758.19    | \$ 5,781.39  | \$ 50,888.09  | \$ 48,283.17  |               |               |
| <b>PAYROLL RETIREMENT FUND</b>         |                 |                 |              |               |               |               |               |
| 9/1/2021                               | Month           | YTD             | Month        | YTD           | YTD           |               |               |
| Beg. Bal.                              | Receipts        | Receipts        | Disburse.    | Disburse.     | Balance       |               |               |
| \$ -                                   | \$ 64,917.19    | \$ 889,366.08   | \$ 64,917.19 | \$ 889,366.08 | \$ -          |               |               |
| <b>UNEMPLOYMENT SAVINGS ACCOUNT</b>    |                 |                 |              |               |               |               |               |
| 9/1/2021                               | Month           | YTD             | Month        | YTD           | YTD           | Current       | Current       |
| Beg. Bal.                              | Receipts        | Receipts        | Disburse.    | Disburse.     | Balance       | Savings       | CD            |
| \$ 64,272.27                           | \$ 64.46        | \$ 149.17       | \$ -         | \$ -          | \$ 64,421.44  | \$ 34,222.83  | \$ 30,198.61  |
| <b>HOT LUNCH PROGRAM</b>               |                 |                 |              |               |               |               |               |
| 9/1/2021                               | Month           | YTD             | Month        | YTD           | YTD           |               |               |
| Beg. Bal.                              | Receipts        | Receipts        | Disburse.    | Disburse.     | Balance       |               |               |
| \$ 71,749.12                           | \$ 20.27        | \$ 461,414.11   | \$ 4,023.27  | \$ 471,983.03 | \$ 61,180.20  |               |               |
| <b>ACTIVITIES REPORT</b>               |                 |                 |              |               |               |               |               |
| 9/1/2021                               | Month           | YTD             | Month        | YTD           | YTD           | Current       | Current       |
| Beg. Bal.                              | Receipts        | Receipts        | Disburse.    | Disburse.     | Balance       | Checking      | CD/Checking   |
| \$ 311,975.46                          | \$ 22,792.30    | \$ 331,892.01   | \$ 20,572.86 | \$ 319,288.46 | \$ 324,579.01 | \$ 212,320.46 | \$ 112,258.55 |

FILLMORE CO. SCHOOL DIST. #30-0025  
 COUNTY TREASURER'S RECEIPTS

Reporting Period: August 1-31 2022

| TAX SOURCE                | Sept.                 | Oct.          | Nov.          | Dec.          | Jan.          | Feb.          | Mar.          | Apr.          | May           | June          | July          | Aug.          | Y-T-D                 |
|---------------------------|-----------------------|---------------|---------------|---------------|---------------|---------------|---------------|---------------|---------------|---------------|---------------|---------------|-----------------------|
| Levied Tax 2009           | \$0.00                | \$0.00        | \$0.00        | \$0.00        | \$0.00        | \$0.00        | \$0.00        | \$0.00        | \$0.00        | \$0.00        | \$0.00        | \$0.00        | \$0.00                |
| Interest 2009             | \$0.00                | \$0.00        | \$0.00        | \$0.00        | \$0.00        | \$0.00        | \$0.00        | \$0.00        | \$0.00        | \$0.00        | \$0.00        | \$0.00        | \$0.00                |
| Levied Tax 2010           | \$0.00                | \$0.00        | \$0.00        | \$0.00        | \$0.00        | \$0.00        | \$0.00        | \$0.00        | \$0.00        | \$0.00        | \$0.00        | \$0.00        | \$0.00                |
| Interest 2010             | \$0.00                | \$0.00        | \$0.00        | \$0.00        | \$0.00        | \$0.00        | \$0.00        | \$0.00        | \$0.00        | \$0.00        | \$0.00        | \$0.00        | \$0.00                |
| Levied Tax 2011           | \$0.00                | \$0.00        | \$0.00        | \$0.00        | \$0.00        | \$0.00        | \$0.00        | \$0.00        | \$0.00        | \$0.00        | \$0.00        | \$0.00        | \$0.00                |
| Interest 2011             | \$0.00                | \$0.00        | \$0.00        | \$0.00        | \$0.00        | \$0.00        | \$0.00        | \$0.00        | \$0.00        | \$0.00        | \$0.00        | \$0.00        | \$0.00                |
| Levied Tax 2012           | \$0.00                | \$0.00        | \$0.00        | \$0.00        | \$0.00        | \$0.00        | \$0.00        | \$0.00        | \$0.00        | \$0.00        | \$0.00        | \$0.00        | \$0.00                |
| Interest 2012             | \$0.00                | \$0.00        | \$0.00        | \$0.00        | \$0.00        | \$0.00        | \$0.00        | \$0.00        | \$0.00        | \$0.00        | \$0.00        | \$0.00        | \$0.00                |
| Levied Tax 2013           | \$0.00                | \$0.00        | \$0.00        | \$0.00        | \$0.00        | \$0.00        | \$0.00        | \$0.00        | \$0.00        | \$0.00        | \$0.00        | \$0.00        | \$0.00                |
| Interest 2013             | \$0.00                | \$0.00        | \$0.00        | \$0.00        | \$0.00        | \$0.00        | \$0.00        | \$0.00        | \$0.00        | \$0.00        | \$0.00        | \$0.00        | \$0.00                |
| Levied Tax 2014           | \$0.00                | \$0.00        | \$0.00        | \$0.00        | \$0.00        | \$0.00        | \$0.00        | \$0.00        | \$0.00        | \$0.00        | \$0.00        | \$0.00        | \$0.00                |
| Interest 2014             | \$0.00                | \$0.00        | \$0.00        | \$0.00        | \$0.00        | \$0.00        | \$0.00        | \$0.00        | \$0.00        | \$0.00        | \$0.00        | \$0.00        | \$0.00                |
| Levied Tax 2015           | \$0.00                | \$0.00        | \$0.00        | \$0.00        | \$0.00        | \$0.00        | \$0.00        | \$0.00        | \$0.00        | \$0.00        | \$0.00        | \$0.00        | \$0.00                |
| Interest 2015             | \$0.00                | \$0.00        | \$0.00        | \$0.00        | \$0.00        | \$0.00        | \$0.00        | \$0.00        | \$0.00        | \$0.00        | \$0.00        | \$0.00        | \$0.00                |
| Levied Tax 2016           | \$0.00                | \$0.00        | \$0.00        | \$0.00        | \$0.00        | \$0.00        | \$0.00        | \$0.00        | \$0.00        | \$0.00        | \$0.00        | \$0.00        | \$0.00                |
| Interest 2016             | \$0.00                | \$0.00        | \$0.00        | \$0.00        | \$0.00        | \$0.00        | \$0.00        | \$0.00        | \$0.00        | \$0.00        | \$0.00        | \$0.00        | \$0.00                |
| Levied Tax 2017           | \$0.00                | \$0.00        | \$0.00        | \$0.00        | \$0.00        | \$0.00        | \$0.00        | \$0.00        | \$0.00        | \$0.00        | \$0.00        | \$0.00        | \$0.00                |
| Interest 2017             | \$0.00                | \$0.00        | \$0.00        | \$0.00        | \$0.00        | \$0.00        | \$0.00        | \$0.00        | \$0.00        | \$0.00        | \$0.00        | \$0.00        | \$0.00                |
| Levied Tax 2018           | \$0.00                | \$0.00        | \$0.00        | \$0.00        | \$0.00        | \$0.00        | \$0.00        | \$0.00        | \$0.00        | \$0.00        | \$0.00        | \$0.00        | \$0.00                |
| Interest 2018             | \$0.00                | \$0.00        | \$0.00        | \$0.00        | \$0.00        | \$0.00        | \$0.00        | \$0.00        | \$0.00        | \$0.00        | \$0.00        | \$0.00        | \$0.00                |
| Levied Tax 2019           | \$0.00                | \$0.00        | \$0.00        | \$0.00        | \$0.00        | \$0.00        | \$0.00        | \$0.00        | \$0.00        | \$0.00        | \$0.00        | \$0.00        | \$0.00                |
| Interest 2019             | \$0.00                | \$0.00        | \$0.00        | \$0.00        | \$0.00        | \$0.00        | \$0.00        | \$0.00        | \$0.00        | \$0.00        | \$0.00        | \$0.00        | \$0.00                |
| Levied Tax 2020           | \$0.00                | \$0.00        | \$0.00        | \$0.00        | \$0.00        | \$0.00        | \$0.00        | \$0.00        | \$0.00        | \$0.00        | \$0.00        | \$0.00        | \$0.00                |
| Interest 2020             | \$0.00                | \$0.00        | \$0.00        | \$0.00        | \$0.00        | \$0.00        | \$0.00        | \$0.00        | \$0.00        | \$0.00        | \$0.00        | \$0.00        | \$0.00                |
| Levied Tax 2021           | \$1,675,720.17        | \$0.00        | \$0.00        | \$0.00        | \$0.00        | \$0.00        | \$0.00        | \$0.00        | \$0.00        | \$0.00        | \$0.00        | \$0.00        | \$1,675,720.17        |
| Interest 2021             | \$66.61               | \$0.00        | \$0.00        | \$0.00        | \$0.00        | \$0.00        | \$0.00        | \$0.00        | \$0.00        | \$0.00        | \$0.00        | \$0.00        | \$66.61               |
| Vehicle Tax 2010          | \$0.00                | \$0.00        | \$0.00        | \$0.00        | \$0.00        | \$0.00        | \$0.00        | \$0.00        | \$0.00        | \$0.00        | \$0.00        | \$0.00        | \$0.00                |
| Vehicle Tax 2011          | \$0.00                | \$0.00        | \$0.00        | \$0.00        | \$0.00        | \$0.00        | \$0.00        | \$0.00        | \$0.00        | \$0.00        | \$0.00        | \$0.00        | \$0.00                |
| Vehicle Tax 2012          | \$0.00                | \$0.00        | \$0.00        | \$0.00        | \$0.00        | \$0.00        | \$0.00        | \$0.00        | \$0.00        | \$0.00        | \$0.00        | \$0.00        | \$0.00                |
| Vehicle Tax 2013          | \$0.00                | \$0.00        | \$0.00        | \$0.00        | \$0.00        | \$0.00        | \$0.00        | \$0.00        | \$0.00        | \$0.00        | \$0.00        | \$0.00        | \$0.00                |
| Vehicle Tax 2014          | \$0.00                | \$0.00        | \$0.00        | \$0.00        | \$0.00        | \$0.00        | \$0.00        | \$0.00        | \$0.00        | \$0.00        | \$0.00        | \$0.00        | \$0.00                |
| Vehicle Tax 2015          | \$0.00                | \$0.00        | \$0.00        | \$0.00        | \$0.00        | \$0.00        | \$0.00        | \$0.00        | \$0.00        | \$0.00        | \$0.00        | \$0.00        | \$0.00                |
| Vehicle Tax 2016          | \$0.00                | \$0.00        | \$0.00        | \$0.00        | \$0.00        | \$0.00        | \$0.00        | \$0.00        | \$0.00        | \$0.00        | \$0.00        | \$0.00        | \$0.00                |
| Vehicle Tax 2017          | \$0.00                | \$0.00        | \$0.00        | \$0.00        | \$0.00        | \$0.00        | \$0.00        | \$0.00        | \$0.00        | \$0.00        | \$0.00        | \$0.00        | \$0.00                |
| Vehicle Tax 2018          | \$0.00                | \$0.00        | \$0.00        | \$0.00        | \$0.00        | \$0.00        | \$0.00        | \$0.00        | \$0.00        | \$0.00        | \$0.00        | \$0.00        | \$0.00                |
| Vehicle Tax 2019          | \$0.00                | \$0.00        | \$0.00        | \$0.00        | \$0.00        | \$0.00        | \$0.00        | \$0.00        | \$0.00        | \$0.00        | \$0.00        | \$0.00        | \$0.00                |
| Vehicle Tax 2020          | \$0.00                | \$0.00        | \$0.00        | \$0.00        | \$0.00        | \$0.00        | \$0.00        | \$0.00        | \$0.00        | \$0.00        | \$0.00        | \$0.00        | \$0.00                |
| Vehicle Tax 2021          | \$22,013.80           | \$0.00        | \$0.00        | \$0.00        | \$0.00        | \$0.00        | \$0.00        | \$0.00        | \$0.00        | \$0.00        | \$0.00        | \$0.00        | \$22,013.80           |
| Homestead Exemption       | \$0.00                | \$0.00        | \$0.00        | \$0.00        | \$0.00        | \$0.00        | \$0.00        | \$0.00        | \$0.00        | \$0.00        | \$0.00        | \$0.00        | \$0.00                |
| Property Tax Credit       | \$0.00                | \$0.00        | \$0.00        | \$0.00        | \$0.00        | \$0.00        | \$0.00        | \$0.00        | \$0.00        | \$0.00        | \$0.00        | \$0.00        | \$0.00                |
| <b>Property Tax Total</b> | <b>\$1,697,800.58</b> | <b>\$0.00</b> | <b>\$0.00</b> | <b>\$0.00</b> | <b>\$0.00</b> | <b>\$0.00</b> | <b>\$0.00</b> | <b>\$0.00</b> | <b>\$0.00</b> | <b>\$0.00</b> | <b>\$0.00</b> | <b>\$0.00</b> | <b>\$1,697,800.58</b> |

Prepared by: 

Approved by: \_\_\_\_\_

Date Prepared: 9/9/2022

FILLMORE CO. SCHOOL DIST. #30-0025  
COUNTY TREASURER'S RECEIPTS


Reporting Period: August 1-31 2022

| TAX SOURCE               | Sept.                 | Oct.          | Nov.          | Dec.          | Jan.          | Feb.          | Mar.          | Apr.          | May           | June          | July          | Aug.          | Y-T-D                 |
|--------------------------|-----------------------|---------------|---------------|---------------|---------------|---------------|---------------|---------------|---------------|---------------|---------------|---------------|-----------------------|
| Levied Tax 2009          | \$0.00                | \$0.00        | \$0.00        | \$0.00        | \$0.00        | \$0.00        | \$0.00        | \$0.00        | \$0.00        | \$0.00        | \$0.00        | \$0.00        | \$0.00                |
| Interest 2009            | \$0.00                | \$0.00        | \$0.00        | \$0.00        | \$0.00        | \$0.00        | \$0.00        | \$0.00        | \$0.00        | \$0.00        | \$0.00        | \$0.00        | \$0.00                |
| Levied Tax 2010          | \$0.00                | \$0.00        | \$0.00        | \$0.00        | \$0.00        | \$0.00        | \$0.00        | \$0.00        | \$0.00        | \$0.00        | \$0.00        | \$0.00        | \$0.00                |
| Interest 2010            | \$0.00                | \$0.00        | \$0.00        | \$0.00        | \$0.00        | \$0.00        | \$0.00        | \$0.00        | \$0.00        | \$0.00        | \$0.00        | \$0.00        | \$0.00                |
| Levied Tax 2011          | \$0.00                | \$0.00        | \$0.00        | \$0.00        | \$0.00        | \$0.00        | \$0.00        | \$0.00        | \$0.00        | \$0.00        | \$0.00        | \$0.00        | \$0.00                |
| Interest 2011            | \$0.00                | \$0.00        | \$0.00        | \$0.00        | \$0.00        | \$0.00        | \$0.00        | \$0.00        | \$0.00        | \$0.00        | \$0.00        | \$0.00        | \$0.00                |
| Levied Tax 2012          | \$0.00                | \$0.00        | \$0.00        | \$0.00        | \$0.00        | \$0.00        | \$0.00        | \$0.00        | \$0.00        | \$0.00        | \$0.00        | \$0.00        | \$0.00                |
| Interest 2012            | \$0.00                | \$0.00        | \$0.00        | \$0.00        | \$0.00        | \$0.00        | \$0.00        | \$0.00        | \$0.00        | \$0.00        | \$0.00        | \$0.00        | \$0.00                |
| Levied Tax 2013          | \$0.00                | \$0.00        | \$0.00        | \$0.00        | \$0.00        | \$0.00        | \$0.00        | \$0.00        | \$0.00        | \$0.00        | \$0.00        | \$0.00        | \$0.00                |
| Interest 2013            | \$0.00                | \$0.00        | \$0.00        | \$0.00        | \$0.00        | \$0.00        | \$0.00        | \$0.00        | \$0.00        | \$0.00        | \$0.00        | \$0.00        | \$0.00                |
| Levied Tax 2014          | \$0.00                | \$0.00        | \$0.00        | \$0.00        | \$0.00        | \$0.00        | \$0.00        | \$0.00        | \$0.00        | \$0.00        | \$0.00        | \$0.00        | \$0.00                |
| Interest 2014            | \$0.00                | \$0.00        | \$0.00        | \$0.00        | \$0.00        | \$0.00        | \$0.00        | \$0.00        | \$0.00        | \$0.00        | \$0.00        | \$0.00        | \$0.00                |
| Levied Tax 2015          | \$0.00                | \$0.00        | \$0.00        | \$0.00        | \$0.00        | \$0.00        | \$0.00        | \$0.00        | \$0.00        | \$0.00        | \$0.00        | \$0.00        | \$0.00                |
| Interest 2015            | \$0.00                | \$0.00        | \$0.00        | \$0.00        | \$0.00        | \$0.00        | \$0.00        | \$0.00        | \$0.00        | \$0.00        | \$0.00        | \$0.00        | \$0.00                |
| Levied Tax 2016          | \$0.00                | \$0.00        | \$0.00        | \$0.00        | \$0.00        | \$0.00        | \$0.00        | \$0.00        | \$0.00        | \$0.00        | \$0.00        | \$0.00        | \$0.00                |
| Interest 2016            | \$0.00                | \$0.00        | \$0.00        | \$0.00        | \$0.00        | \$0.00        | \$0.00        | \$0.00        | \$0.00        | \$0.00        | \$0.00        | \$0.00        | \$0.00                |
| Levied Tax 2017          | \$0.00                | \$0.00        | \$0.00        | \$0.00        | \$0.00        | \$0.00        | \$0.00        | \$0.00        | \$0.00        | \$0.00        | \$0.00        | \$0.00        | \$0.00                |
| Interest 2017            | \$0.00                | \$0.00        | \$0.00        | \$0.00        | \$0.00        | \$0.00        | \$0.00        | \$0.00        | \$0.00        | \$0.00        | \$0.00        | \$0.00        | \$0.00                |
| Levied Tax 2018          | \$0.00                | \$0.00        | \$0.00        | \$0.00        | \$0.00        | \$0.00        | \$0.00        | \$0.00        | \$0.00        | \$0.00        | \$0.00        | \$0.00        | \$0.00                |
| Interest 2018            | \$0.00                | \$0.00        | \$0.00        | \$0.00        | \$0.00        | \$0.00        | \$0.00        | \$0.00        | \$0.00        | \$0.00        | \$0.00        | \$0.00        | \$0.00                |
| Levied Tax 2019          | \$0.00                | \$0.00        | \$0.00        | \$0.00        | \$0.00        | \$0.00        | \$0.00        | \$0.00        | \$0.00        | \$0.00        | \$0.00        | \$0.00        | \$0.00                |
| Interest 2019            | \$0.00                | \$0.00        | \$0.00        | \$0.00        | \$0.00        | \$0.00        | \$0.00        | \$0.00        | \$0.00        | \$0.00        | \$0.00        | \$0.00        | \$0.00                |
| Levied Tax 2020          | \$0.00                | \$0.00        | \$0.00        | \$0.00        | \$0.00        | \$0.00        | \$0.00        | \$0.00        | \$0.00        | \$0.00        | \$0.00        | \$0.00        | \$0.00                |
| Interest 2020            | \$0.00                | \$0.00        | \$0.00        | \$0.00        | \$0.00        | \$0.00        | \$0.00        | \$0.00        | \$0.00        | \$0.00        | \$0.00        | \$0.00        | \$0.00                |
| Levied Tax 2021          | \$1,675,720.17        | \$0.00        | \$0.00        | \$0.00        | \$0.00        | \$0.00        | \$0.00        | \$0.00        | \$0.00        | \$0.00        | \$0.00        | \$0.00        | \$1,675,720.17        |
| Interest 2021            | \$66.61               | \$0.00        | \$0.00        | \$0.00        | \$0.00        | \$0.00        | \$0.00        | \$0.00        | \$0.00        | \$0.00        | \$0.00        | \$0.00        | \$66.61               |
| Vehicle Tax 2010         | \$0.00                | \$0.00        | \$0.00        | \$0.00        | \$0.00        | \$0.00        | \$0.00        | \$0.00        | \$0.00        | \$0.00        | \$0.00        | \$0.00        | \$0.00                |
| Vehicle Tax 2011         | \$0.00                | \$0.00        | \$0.00        | \$0.00        | \$0.00        | \$0.00        | \$0.00        | \$0.00        | \$0.00        | \$0.00        | \$0.00        | \$0.00        | \$0.00                |
| Vehicle Tax 2012         | \$0.00                | \$0.00        | \$0.00        | \$0.00        | \$0.00        | \$0.00        | \$0.00        | \$0.00        | \$0.00        | \$0.00        | \$0.00        | \$0.00        | \$0.00                |
| Vehicle Tax 2013         | \$0.00                | \$0.00        | \$0.00        | \$0.00        | \$0.00        | \$0.00        | \$0.00        | \$0.00        | \$0.00        | \$0.00        | \$0.00        | \$0.00        | \$0.00                |
| Vehicle Tax 2014         | \$0.00                | \$0.00        | \$0.00        | \$0.00        | \$0.00        | \$0.00        | \$0.00        | \$0.00        | \$0.00        | \$0.00        | \$0.00        | \$0.00        | \$0.00                |
| Vehicle Tax 2015         | \$0.00                | \$0.00        | \$0.00        | \$0.00        | \$0.00        | \$0.00        | \$0.00        | \$0.00        | \$0.00        | \$0.00        | \$0.00        | \$0.00        | \$0.00                |
| Vehicle Tax 2016         | \$0.00                | \$0.00        | \$0.00        | \$0.00        | \$0.00        | \$0.00        | \$0.00        | \$0.00        | \$0.00        | \$0.00        | \$0.00        | \$0.00        | \$0.00                |
| Vehicle Tax 2017         | \$0.00                | \$0.00        | \$0.00        | \$0.00        | \$0.00        | \$0.00        | \$0.00        | \$0.00        | \$0.00        | \$0.00        | \$0.00        | \$0.00        | \$0.00                |
| Vehicle Tax 2018         | \$0.00                | \$0.00        | \$0.00        | \$0.00        | \$0.00        | \$0.00        | \$0.00        | \$0.00        | \$0.00        | \$0.00        | \$0.00        | \$0.00        | \$0.00                |
| Vehicle Tax 2019         | \$0.00                | \$0.00        | \$0.00        | \$0.00        | \$0.00        | \$0.00        | \$0.00        | \$0.00        | \$0.00        | \$0.00        | \$0.00        | \$0.00        | \$0.00                |
| Vehicle Tax 2020         | \$0.00                | \$0.00        | \$0.00        | \$0.00        | \$0.00        | \$0.00        | \$0.00        | \$0.00        | \$0.00        | \$0.00        | \$0.00        | \$0.00        | \$0.00                |
| Vehicle Tax 2021         | \$22,013.80           | \$0.00        | \$0.00        | \$0.00        | \$0.00        | \$0.00        | \$0.00        | \$0.00        | \$0.00        | \$0.00        | \$0.00        | \$0.00        | \$22,013.80           |
| Homestead Exemption      | \$0.00                | \$0.00        | \$0.00        | \$0.00        | \$0.00        | \$0.00        | \$0.00        | \$0.00        | \$0.00        | \$0.00        | \$0.00        | \$0.00        | \$0.00                |
| Property Tax Credit      | \$0.00                | \$0.00        | \$0.00        | \$0.00        | \$0.00        | \$0.00        | \$0.00        | \$0.00        | \$0.00        | \$0.00        | \$0.00        | \$0.00        | \$0.00                |
| Pro-Rata Vehicle         | \$0.00                | \$0.00        | \$0.00        | \$0.00        | \$0.00        | \$0.00        | \$0.00        | \$0.00        | \$0.00        | \$0.00        | \$0.00        | \$0.00        | \$0.00                |
| Property Tax Total       | \$1,697,800.58        | \$0.00        | \$0.00        | \$0.00        | \$0.00        | \$0.00        | \$0.00        | \$0.00        | \$0.00        | \$0.00        | \$0.00        | \$0.00        | \$1,697,800.58        |
| Co-Court Fines & Lic     | \$311.03              | \$0.00        | \$0.00        | \$0.00        | \$0.00        | \$0.00        | \$0.00        | \$0.00        | \$0.00        | \$0.00        | \$0.00        | \$0.00        | \$311.03              |
| Penalties                | \$2,273.17            | \$0.00        | \$0.00        | \$0.00        | \$0.00        | \$0.00        | \$0.00        | \$0.00        | \$0.00        | \$0.00        | \$0.00        | \$0.00        | \$2,273.17            |
| Railroad Money           | \$0.00                | \$0.00        | \$0.00        | \$0.00        | \$0.00        | \$0.00        | \$0.00        | \$0.00        | \$0.00        | \$0.00        | \$0.00        | \$0.00        | \$0.00                |
| In Lieu of Tax/Pub Power | \$0.00                | \$0.00        | \$0.00        | \$0.00        | \$0.00        | \$0.00        | \$0.00        | \$0.00        | \$0.00        | \$0.00        | \$0.00        | \$0.00        | \$0.00                |
| In Lieu of Tax           | \$0.00                | \$0.00        | \$0.00        | \$0.00        | \$0.00        | \$0.00        | \$0.00        | \$0.00        | \$0.00        | \$0.00        | \$0.00        | \$0.00        | \$0.00                |
| Nameplate Capacity Tax   | \$0.00                | \$0.00        | \$0.00        | \$0.00        | \$0.00        | \$0.00        | \$0.00        | \$0.00        | \$0.00        | \$0.00        | \$0.00        | \$0.00        | \$0.00                |
| Other Taxes Total        | \$2,584.20            | \$0.00        | \$0.00        | \$0.00        | \$0.00        | \$0.00        | \$0.00        | \$0.00        | \$0.00        | \$0.00        | \$0.00        | \$0.00        | \$2,584.20            |
| <b>TOTAL COLLECTED</b>   | <b>\$1,700,384.78</b> | <b>\$0.00</b> | <b>\$0.00</b> | <b>\$0.00</b> | <b>\$0.00</b> | <b>\$0.00</b> | <b>\$0.00</b> | <b>\$0.00</b> | <b>\$0.00</b> | <b>\$0.00</b> | <b>\$0.00</b> | <b>\$0.00</b> | <b>\$1,700,384.78</b> |

Prepared by:

Approved by:

Date Prepared: 9/9/2022



### Recap of Property Taxes

(Includes Real Estate, Personal, Special, Motor Vehicle, & Homestead Exemption Collections)

| Month            | YTD% Collected         |                        | YTD% Collected         |                        | YTD% Collected         |           | YTD% Collected |           | YTD% Collected |           |
|------------------|------------------------|------------------------|------------------------|------------------------|------------------------|-----------|----------------|-----------|----------------|-----------|
|                  | 2018-2019              | 2019-2020              | 2020-2021              | 2021-2022              | 2022-2023              | 2023-2024 | 2024-2025      | 2025-2026 | 2026-2027      | 2027-2028 |
| SEPTEMBER        | \$1,536,236.05         | \$1,781,105.11         | \$1,673,960.78         | \$1,764,637.45         | \$1,697,800.58         |           |                |           |                |           |
| OCTOBER          | \$218,749.09           | \$383,583.52           | \$455,129.64           | \$210,303.20           |                        |           |                |           |                |           |
| NOVEMBER         | \$117,622.74           | \$49,316.08            | \$35,947.83            | \$25,411.64            |                        |           |                |           |                |           |
| DECEMBER         | \$26,527.18            | \$23,425.25            | \$22,225.93            | \$27,780.73            |                        |           |                |           |                |           |
| JANUARY          | \$1,233,519.48         | \$1,106,083.07         | \$1,096,222.57         | \$1,139,902.64         |                        |           |                |           |                |           |
| FEBRUARY         | \$580,559.34           | \$645,698.72           | \$642,407.47           | \$676,995.15           |                        |           |                |           |                |           |
| MARCH            | \$76,025.96            | \$76,392.49            | \$112,762.94           | \$161,868.77           |                        |           |                |           |                |           |
| APRIL            | \$416,804.53           | \$771,612.49           | \$810,684.10           | \$693,674.05           |                        |           |                |           |                |           |
| MAY              | \$2,228,410.13         | \$1,990,514.40         | \$2,041,491.20         | \$1,687,089.38         |                        |           |                |           |                |           |
| JUNE             | \$711,926.55           | \$564,776.14           | \$691,100.88           | \$927,016.59           |                        |           |                |           |                |           |
| JULY             | \$41,512.10            | \$82,809.79            | \$352,297.59           | \$61,161.04            |                        |           |                |           |                |           |
| AUGUST           | \$86,415.20            | \$79,307.96            | \$93,942.92            | \$74,300.02            |                        |           |                |           |                |           |
| <b>YTD TOTAL</b> | <b>\$ 7,274,308.35</b> | <b>\$ 7,554,625.02</b> | <b>\$ 8,028,173.85</b> | <b>\$ 7,450,140.66</b> | <b>\$ 1,697,800.58</b> |           |                |           |                |           |
| <b>BUDGET</b>    | <b>\$ 6,767,152.00</b> | <b>\$ 7,224,154.00</b> | <b>\$ 7,476,205.00</b> | <b>\$ 7,476,205.00</b> | <b>\$7,393,939.00</b>  |           |                |           |                |           |
| <b>%/BUDGET</b>  | <b>107.49%</b>         | <b>104.57%</b>         | <b>107.38%</b>         | <b>99.65%</b>          | <b>22.96%</b>          |           |                |           |                |           |


Prepared by:

Approved by:

Date Prepared:

Reporting

Period:

  
James E. Sawyer

9/9/2022

08/01/22-08/31/22

EXPENDITURES MONTH GROUP REPORT/BOARD OF  
08/2022

GENERAL FUND EXPENDITURES MONTH GROUP REPORT - AUGUST 2022

| Account Number | Account Description            | Budgeted Amount | Expended During Month | Expenditures Year to Date | % of Budget Spent | Adjusted Balance |
|----------------|--------------------------------|-----------------|-----------------------|---------------------------|-------------------|------------------|
| 01             | GENERAL FUND                   |                 |                       |                           |                   |                  |
| 1100           | REGULAR INSTRUCTIONAL PROGRAMS |                 |                       |                           |                   |                  |
| 100            | OVERTIME SALARIES NON-         | 2,508,900.00    | 191,321.26            | 2,446,237.75              | 97.50             | 62,662.25        |
| 200            | RETIREMENT NON-INSTRUCTIONAL   | 1,420,675.00    | 107,637.91            | 1,269,848.61              | 89.38             | 150,826.39       |
| 300            | 380                            | 44,500.00       | 2,570.58              | 38,545.63                 | 98.34             | 5,954.37         |
| 400            | BUS REPAIRS AND MTNCE          | 100,000.00      | 18,583.32             | 91,637.43                 | 95.67             | 8,362.57         |
| 500            | TRAVEL EXPENSE AND MILEAGE     | 4,500.00        | 26.19                 | 3,016.22                  | 67.03             | 1,483.78         |
| 600            | BOOKS, TEXTBOOKS & PERIODICALS | 131,000.00      | 3,013.02              | 135,233.82                | 108.14            | (4,233.82)       |
| 700            | 730                            | 42,000.00       | 0.00                  | 37,159.24                 | 112.73            | 4,840.76         |
| 800            | MISC OBJECTS                   | 12,250.00       | 3,196.74              | 17,166.38                 | 141.66            | (4,916.38)       |
| 1100           | ALL INSTRUCTION                | 4,263,825.00    | 326,349.02            | 4,038,845.08              | 95.33             | 224,979.92       |
| 1200           | SPECIAL EDUCATION PROGRAMS     |                 |                       |                           |                   |                  |
| 100            | OVERTIME SALARIES NON-         | 516,200.00      | 28,748.97             | 514,561.17                | 99.68             | 1,638.83         |
| 200            | HEALTH BENEFITS NON-           | 276,905.00      | 17,563.60             | 240,482.43                | 86.85             | 36,422.57        |
| 300            | PROFESSIONAL SERVICES          | 88,000.00       | 0.00                  | 34,709.76                 | 39.44             | 53,290.24        |
| 500            | TUITION (TYKE)                 | 1,291,250.00    | 82,607.54             | 621,870.14                | 48.16             | 669,379.86       |
| 600            | BOOKS, TEXTBOOKS & PERIODICALS | 5,700.00        | 30.40                 | 4,711.46                  | 104.52            | 988.54           |
| 700            | 730                            | 9,000.00        | 0.00                  | 1,464.89                  | 16.28             | 7,535.11         |
| 1200           | ALL INSTRUCTION                | 2,187,055.00    | 128,950.51            | 1,417,799.85              | 64.88             | 769,255.15       |
| 1300           | DRIVERS EDUCATION              |                 |                       |                           |                   |                  |
| 100            | SALARIES NON-INSTRUCTIONAL     | 6,000.00        | 498.00                | 5,976.00                  | 99.60             | 24.00            |
| 200            | RETIREMENT NON-INSTRUCTIONAL   | 1,059.00        | 87.29                 | 1,047.48                  | 98.91             | 11.52            |
| 1300           | ALL INSTRUCTION                | 7,059.00        | 585.29                | 7,023.48                  | 99.50             | 35.52            |
| 2100           | SUPPORT SERVICES/PUPIL SERVICE |                 |                       |                           |                   |                  |
| 100            | ADDITIONAL COMPENSATION NON-   | 384,338.00      | 26,922.53             | 380,443.46                | 98.99             | 3,894.54         |
| 200            | RETIREMENT NON-INSTRUCTIONAL   | 114,508.00      | 8,510.58              | 110,780.66                | 96.74             | 3,727.34         |
| 300            | 380                            | 332,600.00      | 13,956.49             | 358,280.46                | 108.28            | (25,680.46)      |
| 400            | BUS REPAIRS AND MTNCE          | 10,000.00       | 0.00                  | 0.00                      | 0.00              | 10,000.00        |
| 500            | TRAVEL EXPENSE AND MILEAGE     | 302,200.00      | 72,851.15             | 319,038.26                | 105.64            | (16,838.26)      |
| 600            | ENERGY-FUEL                    | 33,500.00       | 1,179.05              | 33,028.93                 | 103.74            | 471.07           |
| 800            | MISC OBJECTS                   | 37,800.00       | (105.00)              | 37,246.60                 | 106.72            | 553.40           |
| 2100           | SUPPORT SERVICES               | 1,214,946.00    | 123,314.80            | 1,238,818.37              | 102.53            | (23,872.37)      |
| 2200           | SUPPORT SERVICES/LIBRARY-MEDIA |                 |                       |                           |                   |                  |
| 100            | OVERTIME SALARIES NON-         | 90,000.00       | 9,062.64              | 88,407.42                 | 98.23             | 1,592.58         |
| 200            | RETIREMENT NON-INSTRUCTIONAL   | 38,699.00       | 2,833.75              | 35,144.62                 | 90.82             | 3,554.38         |
| 300            | 380                            | 19,000.00       | 0.00                  | 4,954.00                  | 26.07             | 14,046.00        |
| 500            | TRAVEL EXPENSE AND MILEAGE     | 2,600.00        | 0.00                  | 594.18                    | 22.85             | 2,005.82         |
| 600            | BOOKS, TEXTBOOKS & PERIODICALS | 16,100.00       | 217.99                | 5,764.15                  | 36.43             | 10,335.85        |
| 700            | 730                            | 3,000.00        | 0.00                  | 529.73                    | 17.66             | 2,470.27         |
| 800            | MISC OBJECTS                   | 7,750.00        | 0.00                  | 7,000.00                  | 273.55            | 750.00           |

**EXPENDITURES MONTH GROUP REPORT/BOARD OF**  
08/2022

GENERAL FUND EXPENDITURES MONTH GROUP REPORT - AUGUST 2022

| Account Number | Account Description             | Budgeted Amount | Expended During Month | Expenditures Year to Date | % of Budget Spent | Adjusted Balance |
|----------------|---------------------------------|-----------------|-----------------------|---------------------------|-------------------|------------------|
| 2200           | SUPPORT SERVICES                | 177,149.00      | 12,114.38             | 142,394.10                | 88.45             | 34,754.90        |
| 2300           | SUPPORT SERVICES-GEN ADMIN      |                 |                       |                           |                   |                  |
| 100            | OVERTIME SALARIES NON-          | 151,000.00      | 13,918.99             | 152,335.66                | 100.88            | (1,335.66)       |
| 200            | 290                             | 46,652.00       | 4,191.76              | 39,463.67                 | 84.59             | 7,188.33         |
| 300            | 310                             | 25,200.00       | 410.00                | 15,614.47                 | 64.52             | 9,585.53         |
| 400            | BUS REPAIRS AND MTNCE           | 2,000.00        | 334.74                | 3,047.09                  | 152.35            | (1,047.09)       |
| 500            | TRAVEL EXPENSE AND MILEAGE      | 9,500.00        | 1,416.87              | 6,914.80                  | 73.49             | 2,585.20         |
| 600            | SUPPLIES                        | 2,500.00        | 17.98                 | 1,460.97                  | 88.43             | 1,039.03         |
| 800            | MISC OBJECTS                    | 15,358.00       | 2,112.94              | 18,259.27                 | 126.88            | (2,901.27)       |
| 2300           | SUPPORT SERVICES                | 252,210.00      | 22,403.28             | 237,095.93                | 95.07             | 15,114.07        |
| 2400           | OFFICE OF PRINCIPAL             |                 |                       |                           |                   |                  |
| 100            | ADDITIONAL COMPENSATION NON-    | 386,171.00      | 26,976.19             | 382,566.90                | 99.07             | 3,604.10         |
| 200            | HEALTH BENEFITS NON-            | 178,475.00      | 11,938.84             | 153,349.93                | 85.92             | 25,125.07        |
| 300            | 380                             | 2,400.00        | 0.00                  | 1,935.00                  | 161.25            | 465.00           |
| 500            | TRAVEL EXPENSE AND MILEAGE      | 3,400.00        | 962.47                | 2,232.98                  | 68.94             | 1,167.02         |
| 600            | SUPPLIES                        | 3,000.00        | 359.60                | 1,121.29                  | 40.20             | 1,878.71         |
| 800            | MISC OBJECTS                    | 6,000.00        | 980.00                | 4,391.05                  | 103.83            | 1,608.95         |
| 2400           | SUPPORT SERVICES                | 579,446.00      | 41,217.10             | 545,597.15                | 94.84             | 33,848.85        |
| 2500           | SUPPORT SERVICES-GEN BUSINESS   |                 |                       |                           |                   |                  |
| 100            | OVERTIME SALARIES NON-          | 47,500.00       | 6,711.87              | 56,132.56                 | 118.17            | (8,632.56)       |
| 200            | WORKER'S COMP NON-INSTRUCTIONAL | 52,940.00       | 2,466.91              | 50,936.80                 | 96.22             | 2,003.20         |
| 300            | PROFESSIONAL SERVICES           | 6,000.00        | 100.00                | 2,600.00                  | 43.33             | 3,400.00         |
| 400            | BUS REPAIRS AND MTNCE           | 8,500.00        | 7,273.74              | 13,251.35                 | 155.94            | (4,751.35)       |
| 500            | TRAVEL EXPENSE AND MILEAGE      | 117,100.00      | 8,225.72              | 95,392.42                 | 81.46             | 21,707.58        |
| 600            | SUPPLIES                        | 3,000.00        | 0.00                  | 1,747.69                  | 59.05             | 1,252.31         |
| 700            | 730                             | 4,000.00        | 0.00                  | 733.33                    | 24.64             | 3,266.67         |
| 800            | DUES AND FEES                   | 500.00          | 117.75                | 192.75                    | 38.55             | 307.25           |
| 2500           | SUPPORT SERVICES                | 239,540.00      | 24,895.99             | 220,986.90                | 92.37             | 18,553.10        |
| 2600           | SUPPORT SERVICES-BLDGS & SITES  |                 |                       |                           |                   |                  |
| 100            | OVERTIME SALARIES NON-          | 262,000.00      | 28,247.79             | 275,362.55                | 105.10            | (13,362.55)      |
| 200            | RETIREMENT NON-INSTRUCTIONAL    | 151,976.00      | 15,495.63             | 157,865.66                | 103.88            | (5,889.66)       |
| 300            | PROFESSIONAL SERVICES           | 36,300.00       | 1,885.53              | 30,638.26                 | 88.17             | 5,661.74         |
| 400            | BUS REPAIRS AND MTNCE           | 141,000.00      | 26,739.42             | 98,784.15                 | 73.02             | 42,215.85        |
| 500            | TRAVEL EXPENSE AND MILEAGE      | 7,000.00        | 0.00                  | 1,930.30                  | 27.58             | 5,069.70         |
| 600            | SUPPLIES                        | 293,000.00      | 26,728.54             | 267,510.53                | 94.11             | 25,489.47        |
| 700            | 730                             | 110,000.00      | 8,786.27              | 42,367.75                 | 38.73             | 67,632.25        |
| 800            | MISC OBJECTS                    | 151,033.00      | 0.00                  | 10,435.34                 | 6.91              | 140,597.66       |
| 2600           | SUPPORT SERVICES                | 1,152,309.00    | 107,883.18            | 884,894.54                | 78.01             | 267,414.46       |
| 2700           | SUPPORT SERVICES-PUPIL TRANS    |                 |                       |                           |                   |                  |

GENERAL FUND EXPENDITURES MONTH GROUP REPORT - AUGUST 2022

| Account Number | Account Description             | Budgeted Amount | Expended During Month | Expenditures Year to Date | % of Budget Spent | Adjusted Balance |
|----------------|---------------------------------|-----------------|-----------------------|---------------------------|-------------------|------------------|
| 100            | SALARIES NON-INSTRUCTIONAL      | 141,500.00      | 0.00                  | 85,076.31                 | 60.12             | 56,423.69        |
| 200            | RETIREMENT NON-INSTRUCTIONAL    | 47,285.00       | 0.00                  | 14,911.58                 | 31.54             | 32,373.42        |
| 300            | 330                             | 24,500.00       | 378.66                | 4,015.51                  | 16.63             | 20,484.49        |
| 400            | BUS REPAIRS AND MTNCE           | 71,000.00       | 9,883.43              | 30,883.94                 | 53.79             | 40,116.06        |
| 500            | STUDENT TRANSPORTATION SVS.     | 50,500.00       | 0.00                  | 6,877.16                  | 13.62             | 43,622.84        |
| 600            | ENERGY-FUEL                     | 53,500.00       | 181.01                | 41,348.02                 | 77.29             | 12,151.98        |
| 700            | 730                             | 60,000.00       | 0.00                  | 42,114.97                 | 70.19             | 17,885.03        |
| 800            | MISC OBJECTS                    | 4,050.00        | 2,139.72              | 6,860.30                  | 209.46            | (2,810.30)       |
| 2700           | SUPPORT SERVICES                | 452,335.00      | 12,582.82             | 232,087.79                | 53.30             | 220,247.21       |
| 3300           | COMMUNITY SERVICES OPERATIONS   |                 |                       |                           |                   |                  |
| 800            | MISC OBJECTS                    | 10,000.00       | 1,441.80              | 4,814.53                  | 148.15            | 5,185.47         |
| 3300           | COMMUNITY SERVICES              | 10,000.00       | 1,441.80              | 4,814.53                  | 148.15            | 5,185.47         |
| 3500           | HIGH ABILITY LEARNING           |                 |                       |                           |                   |                  |
| 100            | SALARIES NON-INSTRUCTIONAL      | 2,800.00        | 0.00                  | 2,750.75                  | 98.24             | 49.25            |
| 200            | RETIREMENT NON-INSTRUCTIONAL    | 500.00          | 0.00                  | 482.12                    | 96.42             | 17.88            |
| 600            | SUPPLIES                        | 100.00          | 0.00                  | 43.90                     | 43.90             | 56.10            |
| 700            | 730                             | 1,800.00        | 0.00                  | 0.00                      | 0.00              | 1,800.00         |
| 800            | DUES AND FEES                   | 4,000.00        | 0.00                  | 3,025.00                  | 75.63             | 975.00           |
| 3500           | COMMUNITY SERVICES              | 9,200.00        | 0.00                  | 6,301.77                  | 68.50             | 2,898.23         |
| 6200           | TITLE I                         |                 |                       |                           |                   |                  |
| 100            | SALARIES TEMP NON-INSTRUCTIONAL | 91,748.00       | 5,229.00              | 80,268.60                 | 87.49             | 11,479.40        |
| 200            | HEALTH BENEFITS NON-            | 51,024.00       | 2,443.63              | 34,268.15                 | 67.16             | 16,755.85        |
| 300            | PUPIL SERVICES                  | 9,800.00        | 6,150.00              | 6,888.00                  | 70.29             | 2,912.00         |
| 600            | SUPPLIES                        | 8,500.00        | 0.00                  | 2,807.71                  | 33.03             | 5,692.29         |
| 800            | MISC OBJECTS                    | 0.00            | 0.00                  | 0.00                      | 0.00              | 0.00             |
| 6200           | FEDERAL SERVICES                | 161,072.00      | 13,822.63             | 124,232.46                | 77.13             | 36,839.54        |
| 6300           | TITLE II TITLE VI               |                 |                       |                           |                   |                  |
| 100            | SALARIES NON-INSTRUCTIONAL      | 0.00            | 0.00                  | 0.00                      | 0.00              | 0.00             |
| 200            | HEALTH BENEFITS NON-            | 0.00            | 0.00                  | 0.00                      | 0.00              | 0.00             |
| 6300           | FEDERAL SERVICES                | 0.00            | 0.00                  | 0.00                      | 0.00              | 0.00             |
| 6400           | IDEA PART B                     |                 |                       |                           |                   |                  |
| 300            | PUPIL SERVICES                  | 0.00            | 0.00                  | 0.00                      | 0.00              | 0.00             |
| 500            | TUITION (TYKE)                  | 171,322.00      | 0.00                  | 150,257.00                | 87.70             | 21,065.00        |
| 6400           | FEDERAL SERVICES                | 171,322.00      | 0.00                  | 150,257.00                | 87.70             | 21,065.00        |
| 6900           | OTHER FEDERAL SERVICES          |                 |                       |                           |                   |                  |
| 100            | SALARIES NON-INSTRUCTIONAL      | 22,963.00       | 0.00                  | 20,347.23                 | 88.61             | 2,615.77         |
| 200            | RETIREMENT NON-INSTRUCTIONAL    | 4,853.00        | 0.00                  | 3,558.28                  | 87.79             | 494.72           |
| 300            | PROFESSIONAL SERVICES           | 20,000.00       | 0.00                  | 6,500.00                  | 32.50             | 13,500.00        |
| 400            | LEASE VEHICLE                   | 40,650.00       | 0.00                  | 41,147.00                 | 101.22            | (497.00)         |
| 600            | SUPPLIES                        | 1,151,977.00    | 26,221.38             | 281,410.85                | 29.52             | 870,566.15       |

EXPENDITURES MONTH GROUP REPORT/BOARD OF  
 08/2022

GENERAL FUND EXPENDITURES MONTH GROUP REPORT - AUGUST 2022

| Account Number | Account Description          | Budgeted Amount | Expended During Month | Expenditures Year to Date | % of Budget Spent | Adjusted Balance |
|----------------|------------------------------|-----------------|-----------------------|---------------------------|-------------------|------------------|
| 700 730        |                              | 0.00            | 0.00                  | 0.00                      | 0.00              | 0.00             |
| 6900           | FEDERAL SERVICES             | 1,239,643.00    | 26,221.38             | 352,963.36                | 36.05             | 886,679.64       |
| 8000           | TRANSFERS                    |                 |                       |                           |                   |                  |
| 900 910        |                              | 110,000.00      | 0.00                  | 30,000.00                 | 54.55             | 80,000.00        |
| 8000           | TRANSFERS                    | 110,000.00      | 0.00                  | 30,000.00                 | 54.55             | 80,000.00        |
| 9000           | NON-PROGRAMMED CHARGES       |                 |                       |                           |                   |                  |
| 100            | SALARIES NON-INSTRUCTIONAL   | 0.00            | 0.00                  | 0.00                      | 0.00              | 0.00             |
| 200            | RETIREMENT NON-INSTRUCTIONAL | 0.00            | 0.00                  | 0.00                      | 0.00              | 0.00             |
| 800            | MISC OBJECTS                 | 0.00            | 0.00                  | 0.00                      | 0.00              | 0.00             |
| 9000           | NON-PROGRAMMED CHARGES       | 0.00            | 0.00                  | 0.00                      | 0.00              | 0.00             |
| 01             | GENERAL FUND                 | 12,227,111.00   | 841,782.18            | 9,634,112.31              | 80.53             | 2,592,998.69     |

ACTIVITY FUND BALANCE REPORT - AUGUST 2022

Fund: 05 ACTIVITIES FUND

| Chart of Account Number | Chart of Account Description | Beginning Balance | Expenses  | Revenues  | Balance Change | Balance   |
|-------------------------|------------------------------|-------------------|-----------|-----------|----------------|-----------|
| 05 704 0001             | STUDENT FEES                 | 15,401.48         | 0.00      | 0.00      | 0.00           | 15,401.48 |
| 05 704 0002             | ATHLETICS                    | 34,776.52         | 10,605.40 | 10,333.55 | 0.00           | 34,504.67 |
| 05 704 0003             | CHEERLEADERS                 | (187.46)          | 2,374.60  | 3,850.90  | 0.00           | 1,288.84  |
| 05 704 0004             | CONCESSIONS                  | 2,957.96          | 3,046.75  | 2,847.30  | 0.00           | 2,758.41  |
| 05 704 0005             | FC CLUB                      | 29,740.90         | 964.28    | 3,509.00  | 0.00           | 32,285.62 |
| 05 704 0006             | FFA                          | 33,481.95         | 1,108.99  | 280.00    | 0.00           | 32,652.96 |
| 05 704 0007             | FCCLA                        | 19,938.27         | 128.40    | 0.00      | 0.00           | 19,809.87 |
| 05 704 0008             | FBLA                         | 3,432.81          | 302.40    | 27.86     | 0.00           | 3,158.27  |
| 05 704 0009             | BAND                         | 2,181.67          | 50.00     | 0.00      | 0.00           | 2,131.67  |
| 05 704 0011             | NHS/STUCCO                   | 886.69            | 385.00    | 0.00      | 0.00           | 501.69    |
| 05 704 0014             | FAMILY & CONSUMER SCIENCE    | 150.54            | 0.00      | 0.00      | 0.00           | 150.54    |
| 05 704 0015             | AG SHOP                      | 4,286.58          | 0.00      | 475.60    | 0.00           | 4,762.18  |
| 05 704 0017             | ART                          | 2,158.40          | 0.00      | 0.00      | 0.00           | 2,158.40  |
| 05 704 0018             | CLOSE-UP                     | 523.27            | 0.00      | 0.00      | 0.00           | 523.27    |
| 05 704 0019             | FOREIGN LANGUAGE             | 2,467.59          | 0.00      | 0.00      | 0.00           | 2,467.59  |
| 05 704 0021             | HIGH SCHOOL LIBRARY          | 1,497.62          | 0.00      | 0.00      | 0.00           | 1,497.62  |
| 05 704 0022             | INDUSTRIAL TECH              | 1,483.74          | 0.00      | 0.00      | 0.00           | 1,483.74  |
| 05 704 0024             | ONE-ACT                      | 5,397.87          | 14.95     | 0.00      | 0.00           | 5,382.92  |
| 05 704 0025             | PRINCIPAL'S ACCOUNT          | 708.55            | 766.31    | 251.53    | 0.00           | 193.77    |
| 05 704 0027             | MILK MACHINE                 | 3,000.72          | 94.88     | 0.00      | 0.00           | 2,905.84  |
| 05 704 0029             | COF GRANT                    | 1.21              | 0.00      | 0.00      | 0.00           | 1.21      |
| 05 704 0030             | ELEMENTARY LIBRARY           | 1,361.89          | 0.00      | 0.00      | 0.00           | 1,361.89  |
| 05 704 0035             | ELEMENTARY SCHOOL            | 6,448.66          | 0.00      | 0.00      | 0.00           | 6,448.66  |
| 05 704 0040             | SPEECH                       | 1,091.65          | 0.00      | 170.00    | 0.00           | 1,261.65  |
| 05 704 0045             | BIOLOGY ACCOUNT              | 293.94            | 0.00      | 0.00      | 0.00           | 293.94    |
| 05 704 0047             | TESTS                        | 2,106.49          | 0.00      | 75.00     | 0.00           | 2,181.49  |
| 05 704 0048             | OUTDOOR CLASSROOM PROJECT    | 7,930.65          | 0.00      | 0.00      | 0.00           | 7,930.65  |
| 05 704 0052             | CLASS OF 2024                | 3,412.03          | 0.00      | 280.00    | 0.00           | 3,692.03  |
| 05 704 0053             | CLASS OF 2025                | 1,469.01          | 0.00      | 0.00      | 0.00           | 1,469.01  |
| 05 704 0054             | CLASS OF 2026                | 0.00              | 0.00      | 90.00     | 0.00           | 90.00     |
| 05 704 0077             | CLASS OF 2021                | 0.00              | 0.00      | 0.00      | 0.00           | 0.00      |
| 05 704 0078             | CLASS OF 2022                | 74.61             | 0.00      | 0.00      | 0.00           | 74.61     |
| 05 704 0079             | CLASS OF 2023                | (612.78)          | 0.00      | 494.57    | 0.00           | (118.21)  |
| 05 704 0080             | MS STUDENT COUNCIL           | 3,913.45          | 0.00      | 0.00      | 0.00           | 3,913.45  |
| 05 704 0081             | MS PRINCIPAL'S FUND          | 275.96            | 49.16     | 0.00      | 0.00           | 226.80    |
| 05 704 0082             | MS LIBRARY                   | 2,287.02          | 0.00      | 0.00      | 0.00           | 2,287.02  |
| 05 704 0084             | MS MUSIC                     | 2,148.83          | 0.00      | 0.00      | 0.00           | 2,148.83  |

ACTIVITY FUND BALANCE REPORT - AUGUST 2022

Fund: 05 ACTIVITIES FUND

| Chart of Account Number | Chart of Account Description | Beginning Balance | Expenses  | Revenues  | Balance Change | Balance    |
|-------------------------|------------------------------|-------------------|-----------|-----------|----------------|------------|
| 05 704 0085             | MS ART                       | 17.08             | 0.00      | 0.00      | 0.00           | 17.08      |
| 05 704 0086             | MS PACK                      | 2,616.16          | 681.74    | 0.00      | 0.00           | 1,934.42   |
| 05 704 0087             | MS BAND                      | (337.87)          | 0.00      | 0.00      | 0.00           | (337.87)   |
| 05 704 0097             | MABEL NEDZA SCHOLARSHIP FUND | 112,159.78        | 0.00      | 98.77     | 0.00           | 112,258.55 |
| 05 704 0098             | CLEARING                     | 4,993.41          | 0.00      | 0.00      | 0.00           | 4,993.41   |
| 05 704 0099             | INTEREST                     | 6,422.82          | 0.00      | 8.22      | 0.00           | 6,431.04   |
| Fund Total: 05          |                              | 322,369.57        | 20,572.86 | 22,792.30 | 0.00           | 324,579.01 |

ACTIVITY FUND BALANCE REPORT - SEPTEMBER 1 2021 TO AUGUST 31 2022

Fund: 05 ACTIVITIES FUND

| Chart of Account Number | Chart of Account Description | Beginning Balance | Expenses  | Revenues   | Balance Change | Balance   |
|-------------------------|------------------------------|-------------------|-----------|------------|----------------|-----------|
| 05 704 0001             | STUDENT FEES                 | 13,152.81         | 5,896.33  | 8,145.00   | 0.00           | 15,401.48 |
| 05 704 0002             | ATHLETICS                    | 26,604.61         | 92,611.98 | 100,512.04 | 0.00           | 34,504.67 |
| 05 704 0003             | CHEERLEADERS                 | (640.58)          | 7,714.95  | 9,644.37   | 0.00           | 1,288.84  |
| 05 704 0004             | CONCESSIONS                  | 2,586.72          | 43,872.05 | 44,043.74  | 0.00           | 2,758.41  |
| 05 704 0005             | FC CLUB                      | 29,045.41         | 29,838.88 | 33,079.09  | 0.00           | 32,285.62 |
| 05 704 0006             | FFA                          | 31,471.65         | 49,819.90 | 51,001.21  | 0.00           | 32,652.96 |
| 05 704 0007             | FCCLA                        | 20,940.40         | 5,455.19  | 4,324.66   | 0.00           | 19,809.87 |
| 05 704 0008             | FBLA                         | 5,395.34          | 8,866.62  | 6,829.55   | 0.00           | 3,158.27  |
| 05 704 0009             | BAND                         | 5,645.01          | 24,618.89 | 21,105.55  | 0.00           | 2,131.67  |
| 05 704 0011             | NHS/STUCO                    | 3.48              | 1,714.82  | 2,213.03   | 0.00           | 501.69    |
| 05 704 0014             | FAMILY & CONSUMER SCIENCE    | 254.41            | 716.87    | 613.00     | 0.00           | 150.54    |
| 05 704 0015             | AG SHOP                      | 3,205.95          | 253.90    | 1,810.13   | 0.00           | 4,762.18  |
| 05 704 0017             | ART                          | 2,158.40          | 0.00      | 0.00       | 0.00           | 2,158.40  |
| 05 704 0018             | CLOSE-UP                     | 523.27            | 0.00      | 0.00       | 0.00           | 523.27    |
| 05 704 0019             | FOREIGN LANGUAGE             | 2,468.26          | 698.27    | 697.60     | 0.00           | 2,467.59  |
| 05 704 0021             | HIGH SCHOOL LIBRARY          | 1,457.02          | 0.00      | 40.60      | 0.00           | 1,497.62  |
| 05 704 0022             | INDUSTRIAL TECH              | 698.63            | 1,084.89  | 1,870.00   | 0.00           | 1,483.74  |
| 05 704 0024             | ONE-ACT                      | 4,944.86          | 8,806.15  | 9,244.21   | 0.00           | 5,382.92  |
| 05 704 0025             | PRINCIPAL'S ACCOUNT          | 1,198.99          | 3,504.57  | 2,499.35   | 0.00           | 193.77    |
| 05 704 0027             | MILK MACHINE                 | 2,667.08          | 977.24    | 1,216.00   | 0.00           | 2,905.84  |
| 05 704 0029             | COF GRANT                    | 1.21              | 0.00      | 0.00       | 0.00           | 1.21      |
| 05 704 0030             | ELEMENTARY LIBRARY           | 1,361.67          | 2,636.49  | 2,636.71   | 0.00           | 1,361.89  |
| 05 704 0035             | ELEMENTARY SCHOOL            | 7,281.25          | 6,507.54  | 5,674.95   | 0.00           | 6,448.66  |
| 05 704 0040             | SPEECH                       | 1,152.32          | 3,073.17  | 3,182.50   | 0.00           | 1,261.65  |
| 05 704 0045             | BIOLOGY ACCOUNT              | 293.94            | 0.00      | 0.00       | 0.00           | 293.94    |
| 05 704 0047             | TESTS                        | 2,145.13          | 338.64    | 375.00     | 0.00           | 2,181.49  |
| 05 704 0048             | OUTDOOR CLASSROOM PROJECT    | 7,767.97          | 246.57    | 409.25     | 0.00           | 7,930.65  |
| 05 704 0052             | CLASS OF 2024                | 1,375.32          | 0.00      | 2,316.71   | 0.00           | 3,692.03  |
| 05 704 0053             | CLASS OF 2025                | 90.00             | 0.00      | 1,379.01   | 0.00           | 1,469.01  |
| 05 704 0054             | CLASS OF 2026                | 0.00              | 0.00      | 90.00      | 0.00           | 90.00     |
| 05 704 0077             | CLASS OF 2021                | 325.56            | 325.56    | 0.00       | 0.00           | 0.00      |
| 05 704 0078             | CLASS OF 2022                | 1,024.27          | 2,494.86  | 1,545.20   | 0.00           | 74.61     |
| 05 704 0079             | CLASS OF 2023                | 1,579.02          | 5,995.25  | 4,298.02   | 0.00           | (118.21)  |
| 05 704 0080             | MS STUDENT COUNCIL           | 2,953.72          | 1,153.37  | 2,113.10   | 0.00           | 3,913.45  |
| 05 704 0081             | MS PRINCIPAL'S FUND          | 1,442.46          | 4,173.78  | 2,958.12   | 0.00           | 226.80    |
| 05 704 0082             | MS LIBRARY                   | 2,226.31          | 1,762.30  | 1,823.01   | 0.00           | 2,287.02  |
| 05 704 0084             | MS MUSIC                     | 2,186.07          | 253.24    | 216.00     | 0.00           | 2,148.83  |

ACTIVITY FUND BALANCE REPORT - SEPTEMBER 1 2021 TO AUGUST 31 2022

Fund: 05 ACTIVITIES FUND

| <u>Chart of Account Number</u> | <u>Chart of Account Description</u> | <u>Beginning Balance</u> | <u>Expenses</u> | <u>Revenues</u> | <u>Balance Change</u> | <u>Balance</u> |
|--------------------------------|-------------------------------------|--------------------------|-----------------|-----------------|-----------------------|----------------|
| 05 704 0085                    | MS ART                              | 55.07                    | 37.99           | 0.00            | 0.00                  | 17.08          |
| 05 704 0086                    | MS PACK                             | 1,632.02                 | 2,338.20        | 2,640.60        | 0.00                  | 1,934.42       |
| 05 704 0087                    | MS BAND                             | (337.87)                 | 0.00            | 0.00            | 0.00                  | (337.87)       |
| 05 704 0097                    | MABEL NEDZA SCHOLARSHIP FUND        | 112,274.24               | 1,500.00        | 1,484.31        | 0.00                  | 112,258.55     |
| 05 704 0098                    | CLEARING                            | 4,993.41                 | 0.00            | 0.00            | 0.00                  | 4,993.41       |
| 05 704 0099                    | INTEREST                            | 6,370.65                 | 0.00            | 60.39           | 0.00                  | 6,431.04       |
| Fund Total: 05                 |                                     | 311,975.46               | 319,288.46      | 331,892.01      | 0.00                  | 324,579.01     |

Fillmore Co. School District #30-0025

BUILDING FUND RECAP

BEGINNING FISCAL BALANCE: (9-1-2021)

\$383,398.93

Reporting Period: August 1-31 2022

|                              | SEP          | OCT         | NOV        | DEC      | JAN         | FEB         | MAR         | APR         | MAY          | JUNE        | JULY       | AUG        | TOTAL          |
|------------------------------|--------------|-------------|------------|----------|-------------|-------------|-------------|-------------|--------------|-------------|------------|------------|----------------|
| <b>RECEIPTS</b>              |              |             |            |          |             |             |             |             |              |             |            |            | <b>Y-T-T-D</b> |
| Sink Fund-Cc. Treas.         | \$122,385.76 | \$13,760.82 | \$736.98   | \$278.04 | \$94,543.75 | \$49,691.25 | \$11,654.39 | \$76,492.39 | \$142,606.58 | \$76,946.98 | \$3,004.80 | \$4,436.31 | \$596,538.05   |
| Interest                     | \$35.08      | \$37.08     | \$41.32    | \$39.82  | \$44.50     | \$45.28     | \$52.67     | \$53.02     | \$68.94      | \$91.91     | \$115.02   | \$209.57   | \$894.21       |
| Interest on CD               | \$0.00       | \$0.00      | \$0.00     | \$0.00   | \$0.00      | \$0.00      | \$0.00      | \$0.00      | \$0.00       | \$0.00      | \$0.00     | \$0.00     | \$0.00         |
| CD                           | \$0.00       | \$0.00      | \$0.00     | \$0.00   | \$0.00      | \$0.00      | \$0.00      | \$0.00      | \$0.00       | \$0.00      | \$0.00     | \$0.00     | \$0.00         |
| TOTAL                        | \$122,420.84 | \$13,797.90 | \$778.30   | \$317.86 | \$94,588.25 | \$49,736.53 | \$11,707.06 | \$76,545.41 | \$142,675.52 | \$77,038.89 | \$3,119.82 | \$4,645.88 | \$597,372.26   |
| <b>DISBURSEMENTS</b>         |              |             |            |          |             |             |             |             |              |             |            |            | <b>TOTAL</b>   |
| Fillmore County Treasurer    | \$0.00       | \$0.00      | \$4,900.21 | \$0.00   | \$0.00      | \$0.00      | \$0.00      | \$0.00      | \$0.00       | \$0.00      | \$0.00     | \$0.00     | \$4,900.21     |
| Engineering Technologies Inc | \$0.00       | \$0.00      | \$0.00     | \$0.00   | \$0.00      | \$0.00      | \$0.00      | \$0.00      | \$0.00       | \$0.00      | \$0.00     | \$0.00     | \$0.00         |
| Genesis Contracting Group    | \$46,745.85  | \$0.00      | \$0.00     | \$0.00   | \$0.00      | \$0.00      | \$0.00      | \$0.00      | \$0.00       | \$0.00      | \$0.00     | \$0.00     | \$46,745.85    |
| 34 Electric                  | \$0.00       | \$0.00      | \$0.00     | \$0.00   | \$0.00      | \$0.00      | \$0.00      | \$0.00      | \$0.00       | \$0.00      | \$0.00     | \$0.00     | \$0.00         |
| CD                           | \$0.00       | \$0.00      | \$0.00     | \$0.00   | \$0.00      | \$0.00      | \$0.00      | \$0.00      | \$0.00       | \$0.00      | \$0.00     | \$0.00     | \$0.00         |
| TOTAL                        | \$46,745.85  | \$0.00      | \$4,900.21 | \$0.00   | \$0.00      | \$0.00      | \$0.00      | \$0.00      | \$0.00       | \$0.00      | \$0.00     | \$0.00     | \$51,646.06    |

CURRENT YEAR-TO-DATE BALANCE:

\$929,125.13

Current Checking Balance

Current CD Balance

PREPARED BY: *[Signature]*

APPROVED BY: *[Signature]*

DATE PREPARED: 9/2/2022

## Hot Lunch Report

**BEGINNING BALANCE** \$64,287.31

**RECEIPTS**

|                       | Current Month<br>9/1/22 | Received to Date |
|-----------------------|-------------------------|------------------|
| Students              | \$0.00                  | \$10,514.60      |
| Adults                | \$0.00                  | \$3,714.35       |
| Federal Reimbursement | \$0.00                  | \$442,115.69     |
| State Reimbursement   | \$0.00                  | \$0.00           |
| District Transfer     | \$0.00                  | \$0.00           |
| Milk/Other            | \$0.00                  | \$4,879.45       |
| Interest              | \$20.27                 | \$190.02         |
|                       | <hr/>                   | <hr/>            |
| <b>Total</b>          | \$20.27                 | \$461,414.11     |

**EXPENSES**

|                   | Current Month<br>9/1/22 | Spent to Date |
|-------------------|-------------------------|---------------|
| Labor             | \$2,745.68              | \$199,808.02  |
| Food              | \$0.00                  | \$249,149.19  |
| Equipment         | \$0.00                  | \$4,721.16    |
| Supplies          | \$0.00                  | \$17,473.46   |
| Check Write Off's | \$0.00                  | \$0.00        |
| Ticket Refund     | \$0.00                  | \$405.50      |
| Misc. Expenses    | \$0.00                  | \$0.00        |
| Returned Checks   | \$0.00                  | \$44.00       |
|                   | <hr/>                   | <hr/>         |
| <b>Total</b>      | \$2,745.68              | \$471,601.33  |

**ENDING BALANCE** 

---

\$61,561.90

## Vehicle Transportation Report

### LARGE BUSES

|         |                      | Odometer<br>08/1/2022 | Odometer<br>09/1/2022 | Miles<br>Driven |
|---------|----------------------|-----------------------|-----------------------|-----------------|
| Bus #1  | Thomas (2012)        | 174,569               | 174,795               | 226             |
| Bus #2  | Thomas (2012)        | 153,728               | 153,728               | 0               |
| Bus #6  | International (2001) | 132,995               | 132,995               | 0               |
| Bus #7  | Thomas (2015)        | 183,467               | 183,487               | 20              |
| Bus #8  | Thomas (2016)        | 144,421               | 146,223               | 1,802           |
| Bus #9  | Thomas (2020)        | 66,843                | 68,626                | 1,783           |
| Bus #10 | Thomas (2020)        | 44,828                | 46,855                | 2,027           |
| Bus #11 | Thomas (2022)        | 6,009                 | 6,930                 | 921             |
|         |                      |                       | Total                 | 6,779           |

### SPECIAL EDUCATION VEHICLES

|             |                  | Odometer<br>08/1/2022 | Odometer<br>09/1/2022 | Miles<br>Driven |
|-------------|------------------|-----------------------|-----------------------|-----------------|
| Mini-Bus #1 | Thomas (2012)    | 126,188               | 127,020               | 832             |
| Mini-Bus #2 | Chevrolet (2016) | 13,805                | 13,919                | 114             |
| Suburban #2 | Chevrolet (2004) | 164,195               | 164,195               | 0               |
| Grey Van    | Chevrolet (2011) | 111,777               | 112,647               | 870             |
|             |                  |                       | Total                 | 1,816           |

### ACTIVITY VEHICLES

|             |                  | Odometer<br>08/1/2022 | Odometer<br>09/1/2022 | Miles<br>Driven |
|-------------|------------------|-----------------------|-----------------------|-----------------|
| Suburban #3 | Chevrolet (2016) | 91,728                | 92,822                | 1,094           |
| Suburban #4 | Chevrolet (2016) | 80,607                | 83,109                | 2,502           |
| White Van   | Chevrolet (2010) | 126,517               | 126,583               | 66              |
|             |                  |                       | Total                 | 3,662           |

### MAINTENANCE VEHICLES

|         |                            | Odometer<br>08/1/2022 | Odometer<br>09/1/2022 | Miles<br>Driven |
|---------|----------------------------|-----------------------|-----------------------|-----------------|
| Van 100 | Ford (1999) Elementary     | 169,789               | 169,898               | 109             |
| Van 101 | Ford (1998) High School    | 133,871               | 133,871               | 0               |
| Van 102 | Dodge (1998) Middle School | 86,704                | 86,799                | 95              |
| Pickup  | Chevrolet (2013) Grounds   | 101,899               | 102,200               | 301             |
|         |                            |                       | Total                 | 505             |

| Natural Gas   |                 |                 |                 |                 |                |                 |                 |                 |                 |                |                 |                 |                 |                 |                |              |
|---------------|-----------------|-----------------|-----------------|-----------------|----------------|-----------------|-----------------|-----------------|-----------------|----------------|-----------------|-----------------|-----------------|-----------------|----------------|--------------|
| Elementary    |                 |                 | Middle School   |                 |                | High School     |                 |                 | Downtown Gym    |                |                 |                 |                 |                 |                |              |
|               | 18-19           | 19-20           | 20-21           | 21-22           | 22-23          | 18-19           | 19-20           | 20-21           | 21-22           | 22-23          | 18-19           | 19-20           | 20-21           | 21-22           | 22-23          |              |
| Sept          | \$19            | \$100           | \$33            | \$180           | \$846          | \$19            | \$188           | \$189           | \$1,896         | \$616          | \$92            | \$175           | \$158           | \$3,748         | \$235          |              |
| Oct           | \$89            | \$92            | \$0             | \$24            | \$0            | \$371           | \$197           | \$0             | \$110           | \$0            | \$201           | \$206           | \$0             | \$644           | \$0            |              |
| Nov           | \$100           | \$91            | \$99            | \$0             | \$0            | \$253           | \$183           | \$615           | \$0             | \$0            | \$202           | \$301           | \$1,172         | \$0             | \$0            |              |
| Dec           | \$142           | \$66            | \$115           | \$52            | \$0            | \$657           | \$640           | \$813           | \$306           | \$0            | \$1,665         | \$1,257         | \$1,831         | \$258           | \$0            |              |
| Jan           | (\$905)         | \$10            | \$108           | \$108           | \$0            | (\$926)         | \$1,121         | \$1,164         | \$471           | \$0            | (\$1,485)       | \$2,112         | \$2,564         | \$234           | \$0            |              |
| Feb           | \$1,413         | \$474           | \$0             | \$222           | \$0            | \$1,834         | \$1,611         | \$0             | \$2,383         | \$0            | \$4,029         | \$2,950         | \$0             | \$5,335         | \$0            |              |
| Mar           | \$1,014         | \$169           | \$157           | \$420           | \$0            | \$1,275         | \$1,119         | \$1,648         | \$4,649         | \$0            | \$2,762         | \$4,568         | \$3,707         | \$10,233        | \$0            |              |
| Apr           | \$1,721         | \$140           | \$157           | \$196           | \$0            | \$2,322         | \$1,650         | \$1,851         | \$2,086         | \$0            | \$4,422         | \$3,801         | \$4,348         | \$4,395         | \$0            |              |
| May           | \$1,280         | \$0             | \$213           | \$176           | \$0            | \$1,711         | \$0             | \$2,338         | \$1,992         | \$0            | \$3,021         | \$0             | \$4,842         | \$4,296         | \$0            |              |
| June          | \$437           | \$111           | \$0             | \$125           | \$0            | \$1,019         | \$1,452         | \$0             | \$1,498         | \$0            | \$1,650         | \$3,269         | \$0             | \$2,978         | \$0            |              |
| July          | \$146           | \$94            | \$0             | \$256           | \$0            | \$585           | \$1,266         | \$0             | \$1,115         | \$0            | \$971           | \$2,421         | \$0             | \$2,124         | \$0            |              |
| Aug           | \$104           | \$35            | \$253           | \$710           | \$0            | \$232           | \$314           | \$253           | \$753           | \$0            | \$312           | \$594           | \$253           | \$1,255         | \$0            |              |
| <b>Totals</b> | <b>\$5,560</b>  | <b>\$1,382</b>  | <b>\$1,135</b>  | <b>\$2,469</b>  | <b>\$846</b>   | <b>\$9,322</b>  | <b>\$9,741</b>  | <b>\$8,871</b>  | <b>\$17,259</b> | <b>\$616</b>   | <b>\$17,842</b> | <b>\$21,654</b> | <b>\$18,875</b> | <b>\$35,500</b> | <b>\$235</b>   |              |
|               |                 |                 |                 |                 |                |                 |                 |                 |                 |                |                 |                 | <b>\$6,701</b>  | <b>\$5,222</b>  | <b>\$9,651</b> | <b>\$533</b> |
| Electricity   |                 |                 |                 |                 |                |                 |                 |                 |                 |                |                 |                 |                 |                 |                |              |
| Elementary    |                 |                 | Middle School   |                 |                | High School     |                 |                 | Downtown Gym    |                |                 |                 |                 |                 |                |              |
|               | 18-19           | 19-20           | 20-21           | 21-22           | 22-23          | 18-19           | 19-20           | 20-21           | 21-22           | 22-23          | 18-19           | 19-20           | 20-21           | 21-22           | 22-23          |              |
| Sept          | \$3,746         | \$3,483         | \$3,509         | \$6,044         | \$3,699        | \$2,960         | \$3,889         | \$3,394         | \$3,214         | \$4,417        | \$8,805         | \$7,663         | \$8,170         | \$9,301         | \$9,746        |              |
| Oct           | \$2,968         | \$3,155         | \$2,580         | \$5,617         | \$0            | \$4,030         | \$4,270         | \$3,646         | \$4,048         | \$0            | \$6,137         | \$7,056         | \$7,456         | \$7,814         | \$0            |              |
| Nov           | \$1,946         | \$1,829         | \$1,731         | \$3,387         | \$0            | \$2,678         | \$3,031         | \$2,642         | \$2,678         | \$0            | \$4,021         | \$4,272         | \$4,455         | \$4,401         | \$0            |              |
| Dec           | \$1,915         | \$1,612         | \$1,258         | \$301           | \$0            | \$2,718         | \$2,874         | \$2,566         | \$2,392         | \$0            | \$3,692         | \$3,389         | \$3,148         | \$328           | \$0            |              |
| Jan           | \$1,733         | \$1,617         | \$1,464         | \$3,105         | \$0            | \$2,572         | \$2,481         | \$2,370         | \$2,341         | \$0            | \$3,365         | \$3,470         | \$3,568         | \$3,508         | \$0            |              |
| Feb           | \$1,885         | \$1,828         | \$1,217         | \$3,430         | \$0            | \$2,608         | \$2,328         | \$2,659         | \$2,503         | \$0            | \$3,809         | \$3,631         | \$3,232         | \$3,504         | \$0            |              |
| Mar           | \$1,718         | \$1,538         | \$1,421         | \$3,397         | \$0            | \$2,921         | \$2,724         | \$2,643         | \$2,866         | \$0            | \$3,551         | \$3,070         | \$3,574         | \$3,272         | \$0            |              |
| Apr           | \$1,587         | \$1,385         | \$1,376         | \$3,690         | \$0            | \$2,485         | \$2,281         | \$2,309         | \$2,284         | \$0            | \$3,207         | \$2,637         | \$3,609         | \$3,561         | \$0            |              |
| May           | \$1,501         | \$1,005         | \$1,519         | \$3,539         | \$0            | \$2,932         | \$1,866         | \$2,358         | \$2,526         | \$0            | \$3,428         | \$2,765         | \$4,137         | \$3,143         | \$0            |              |
| June          | \$1,995         | \$603           | \$1,708         | \$4,057         | \$0            | \$2,365         | \$1,709         | \$2,759         | \$3,045         | \$0            | \$4,294         | \$4,049         | \$4,991         | \$5,969         | \$0            |              |
| July          | \$2,493         | \$596           | \$2,577         | \$0             | \$0            | \$2,150         | \$2,513         | \$0             | \$3,189         | \$0            | \$5,157         | \$7,404         | \$7,517         | \$8,440         | \$0            |              |
| Aug           | \$2,742         | \$725           | \$2,574         | \$4,513         | \$0            | \$2,774         | \$3,112         | \$6,305         | \$3,387         | \$0            | \$5,925         | \$8,521         | \$8,028         | \$8,238         | \$0            |              |
| <b>Totals</b> | <b>\$26,229</b> | <b>\$19,376</b> | <b>\$22,934</b> | <b>\$41,080</b> | <b>\$3,699</b> | <b>\$33,193</b> | <b>\$33,078</b> | <b>\$33,651</b> | <b>\$34,473</b> | <b>\$4,417</b> | <b>\$55,591</b> | <b>\$57,927</b> | <b>\$61,885</b> | <b>\$61,479</b> | <b>\$9,746</b> |              |
|               |                 |                 |                 |                 |                |                 |                 |                 |                 |                | <b>\$4,036</b>  | <b>\$3,370</b>  | <b>\$3,330</b>  | <b>\$3,398</b>  | <b>\$317</b>   |              |

GENERAL FUND CLAIMS FOR SEPTEMBER 12 2022

|  |                             |           |
|--|-----------------------------|-----------|
| 34 ELECTRIC LLC                        | SERVICES                    | 421.63    |
| APPLE INC                              | LEASE                       | 54,511.05 |
| APPLE INC                              | COMPUTER HARDWARE           | 36,850.90 |
| AUTO VALUE/GENEVA                      | SUPPLIES                    | 33.88     |
| BANQUET TABLES PRO LLC                 | EQUIPMENT                   | 3,107.72  |
| C & M SUPPLY INC                       | FUEL                        | 1,510.08  |
| CAROLINA BIOLOGICAL SUPPLY CO          | SUPPLIES                    | 477.00    |
| CARQUEST OF GENEVA                     | SUPPLIES                    | 37.98     |
| CDW GOVERNMENT LLC                     | SUPPLIES                    | 15,117.06 |
| CENTRAL NEBRASKA REFRIGERATION         | SERVICES                    | 304.27    |
| CERTIFIED TRUCK & TRAILER              | SERVICES                    | 5,855.77  |
| CHANEY CHEMICAL INC                    | SUPPLIES                    | 485.00    |
| CITY OF GENEVA                         | WATER/SEWER                 | 1,816.00  |
| CONNEY SAFETY                          | SUPPLIES                    | 112.45    |
| CRAFT SUPPLIES USA                     | SUPPLIES                    | 51.85     |
| CUMPSTON, JOSH                         | CELL PHONE STIPEND          | 645.00    |
| DAS STATE ACCOUNTING - CENTRAL FINANCE | SERVICES                    | 259.49    |
| DIESEL PICKUP SHOP LLC                 | SERVICES                    | 168.73    |
| EAKES OFFICE SOLUTIONS                 | SUPPLIES                    | 17,997.12 |
| EBERHARDT, GABE                        | CELL PHONE STIPEND          | 645.00    |
| EBSCO INFORMATION SERVICES             | SUBSCRIPTIONS               | 494.92    |
| ECOLAB INC                             | SUPPLIES                    | 193.81    |
| EDUCATIONAL SERVICE UNIT #2            | SUBSCRIPTION RENEWAL        | 1,080.00  |
| EDUCATIONAL SERVICE UNIT #4            | DUES                        | 14,200.00 |
| EDUCATIONAL SERVICE UNIT #5            | SERVICES                    | 1,812.00  |
| EDUCATIONAL SERVICE UNIT #6            | SUPPLIES/SERVICES           | 1,119.78  |
| EE MUSIC CLASS                         | SUBSCRIPTION                | 195.00    |
| ESU COORDINATING COUNCIL               | LICENSES                    | 330.00    |
| FCPS ACTIVITY FUND                     | GENERAL FUND REIMBURSEMENT  | 30,000.00 |
| FCPS EMPLOYEE BENEFIT FUND             | PAYFLEX ADMINISTRATIVE FEES | 100.00    |
| FCPS FUND                              | GENERAL FUND REIMBURSEMENT  | 2,688.00  |
| FILLMORE COUNTY HOSPITAL               | SERVICES                    | 142.00    |
| FILLMORE COUNTY WELLNESS INC           | SERVICES                    | 550.00    |
| FLAGHOUSE INC                          | EQUIPMENT                   | 163.20    |
| FLINN SCIENTIFIC                       | SUPPLIES/EQUIPMENT          | 545.00    |
| FOLLETT SOFTWARE COMPANY               | RENEWAL                     | 2,465.37  |
| FUN EXPRESS LLC                        | SUPPLIES                    | 37.12     |
| GANGSTAD, CHRIS                        | CELL PHONE STIPEND          | 456.00    |
| GENERATION GENIUS                      | SUPPLIES                    | 175.00    |
| GENEVA FLORAL                          | SUPPLIES                    | 48.38     |
| GENEVA HOME CENTER                     | SUPPLIES                    | 1,118.90  |
| GENEVA PARKS & RECREATION              | SPONSORING FEE              | 10,000.00 |
| GENEVA SUPER FOODS                     | SUPPLIES                    | 406.50    |
| GENEVA TIRE PROS                       | SERVICES                    | 934.73    |
| GLENWOOD TELECOMMUNICATIONS INC        | SERVICES                    | 59.95     |
| GOODY POP - POPCORN                    | SUPPLIES                    | 88.00     |
| GOPHER SPORT                           | SUPPLIES                    | 1,251.43  |
| GRAND ISLAND PHYSICAL THERAPY          | SERVICES                    | 3,225.15  |
| GREAT LAKES SPORTS                     | SUPPLIES                    | 49.00     |
| GRIZZLY INDUSTRIAL INC                 | SUPPLIES                    | 184.48    |
| GYNZY INC                              | SUPPLIES                    | 190.00    |
| HEALING ESSENTIALS                     | WELLNESS FAIR               | 120.00    |
| HIRERIGHT SOLUTIONS INC                | SERVICES                    | 140.40    |
| HOMEDPOT PRO, THE                      | SUPPLIES                    | 757.25    |
| HOMETOWN LEASING                       | COPIER LEASE                | 1,478.46  |
| HOUGHTON MIFFLIN HARCOURT              | TEXTBOOKS                   | 9,689.97  |
| I-SAFE ENTERPRISES LLC                 | SUBSCRIPTION                | 300.00    |
| INNOVATIVE OFFICE SOLUTIONS LLC        | SUPPLIES                    | 187.75    |

GENERAL FUND CLAIMS FOR SEPTEMBER 12 2022

|                                       |                             |           |
|---------------------------------------|-----------------------------|-----------|
| IXL SUBSCRIPTION DEPT                 | SOFTWARE                    | 7,000.00  |
| JJ BERNIKLAU ED SOLUTIONS TEAM        | SERVICES                    | 39,952.98 |
| JOHN BAYLOR PREP                      | RENEWAL                     | 3,200.00  |
| JUNIOR LIBRARY GUILD                  | LIBRARY BOOKS               | 1,486.26  |
| JW PEPPER & SON INC                   | SUPPLIES                    | 1,863.41  |
| KELCH PLUMBING, HEATING & REFR        | SERVICES                    | 2,714.34  |
| KELVIN LP                             | SUPPLIES                    | 396.49    |
| KEYBOARDING ONLINE                    | SERVICES                    | 321.30    |
| KSB SCHOOL LAW                        | SERVICES                    | 845.00    |
| LAKESHORE LEARNING MATERIALS          | SUPPLIES                    | 133.04    |
| LAMB, LISA                            | CELL PHONE STIPEND          | 645.00    |
| LEE ENTERPRISES ADVERTISING           | ADVERTISING                 | 67.00     |
| LEXIA LEARNING SYSTEMS LLC            | SUBSCRIPTION                | 8,200.00  |
| LICHTI OIL                            | FUEL                        | 4,015.34  |
| LUKES, ANDREW                         | CELL PHONE STIPEND          | 456.00    |
| MARKERBOARD PEOPLE                    | SUPPLIES                    | 112.50    |
| MASTERCARD CENTER                     | SUPPLIES/EQUIPMENT          | 12,176.80 |
| MCGRAW HILL SCHOOL EDUCATION          | TEXTBOOKS                   | 385.42    |
| MID-AMERICAN RESEARCH CHEMICAL        | SUPPLIES                    | 1,157.00  |
| MIDWEST TECHNOLOGY PRODUCTS           | SUPPLIES                    | 1,376.20  |
| MIDWEST TOWING & RECOVERY LLC         | SERVICES                    | 650.00    |
| MUSTANG INC                           | SUPPLIES                    | 359.60    |
| NASB                                  | REGISTRATIONS               | 95.00     |
| NASCO EDUCATION                       | SUPPLIES                    | 1,859.40  |
| NATIONAL ART & SCHOOL SUPPLIES        | SUPPLIES                    | 1,479.67  |
| NE STATE FIRE MARSHAL/BOILER DIV      | SERVICES                    | 216.00    |
| NEBRASKA CAREER INFORMATION SYSTEM    | SOFTWARE                    | 600.00    |
| NEBRASKA COUNCIL SCHOOL ADMIN         | MEMBERSHIPS                 | 2,099.00  |
| NEBRASKA PUBLIC POWER DISTRICT        | ELECTRICITY                 | 13,816.64 |
| NEBRASKA SAFETY CENTER                | BUS DRIVING TRAINING        | 675.00    |
| NEBRASKA SIGNAL                       | ADVERTISING                 | 100.46    |
| NEWZBRAIN EDUCATION/COLLEVIEW STATION | SUPPLIES                    | 309.00    |
| NOVA FITNESS EQUIPMENT                | EQUIPMENT                   | 605.71    |
| NSCTA                                 | DUES/CONVENTION REG         | 195.00    |
| NSIAAA                                | NEBRASKA COACHES MEMBERSHIP | 250.00    |
| ONE SOURCE                            | SERVICES                    | 298.00    |
| PALOS SPORTS                          | SUPPLIES                    | 249.94    |
| PIONEER MANUFACTURING COMPANY         | SUPPLIES                    | 384.35    |
| PLANK ROAD PUBLISHING INC             | SUPPLIES                    | 203.50    |
| PRESTWICK HOUSE INC                   | TEXTBOOKS                   | 299.26    |
| RENAISSANCE LEARNING INC              | SUPPLIES                    | 1,485.00  |
| SAVVAS LEARNING COMPANY LLC           | SUPPLIES                    | 6,507.26  |
| SCHEIL, DOUG                          | CELL PHONE STIPEND          | 456.00    |
| SCHOLASTIC MAGAZINES                  | PERIODICALS                 | 451.62    |
| SCHOOL DATEBOOKS                      | SUPPLIES                    | 405.59    |
| SCHOOL HEALTH CORPORATION             | SUPPLIES                    | 659.87    |
| SCHOOL NURSE SUPPLY INC.              | SUPPLIES                    | 208.08    |
| SCHOOL SPECIALTY LLC                  | EQUIPMENT/SUPPLIES          | 6,231.98  |
| SCHOOLMATE                            | SUPPLIES                    | 601.75    |
| SEESAW LEARNING INC                   | SERVICES                    | 1,740.00  |
| SFM                                   | WORKMANS COMP               | 6,194.00  |
| STAPLES BUSINESS ADVANTAGE            | SUPPLIES                    | 480.45    |
| SUPPLYMASTER INC                      | SUPPLIES                    | 124.60    |
| TAYLOR LAWN SPRINKLERS LLC            | SERVICES                    | 60.00     |
| TEACHER CREATED RESOURCES INC         | SUPPLIES                    | 18.98     |
| TEACHER DIRECT                        | SUPPLIES                    | 480.54    |
| TFD SUPPLIES                          | SUPPLIES                    | 123.75    |
| THEOBALD, RYUN                        | CELL PHONE STIPEND          | 645.00    |

GENERAL FUND CLAIMS FOR SEPTEMBER 12 2022

|                                   |                             |                   |
|-----------------------------------|-----------------------------|-------------------|
| THREAD IN TIME                    | SERVICES                    | 1,410.70          |
| TIME MANAGEMENT SYSTEMS INC       | SERVICES                    | 195.00            |
| TRANQUIL POINT                    | WELLNESS FAIR               | 130.00            |
| TURNITIN LLC                      | LICENSES                    | 1,928.00          |
| UNITED ART & EDUCATION            | SUPPLIES                    | 770.99            |
| VELEBA, AARON                     | CELL PHONE STIPEND/SUPPLIES | 741.17            |
| VILLAGE OF FAIRMONT               | UTILITIES                   | 5,037.00          |
| VVS CANTEEN                       | SUPPLIES                    | 236.55            |
| WALSWORTH PUBLISHING CO           | ANNUAL                      | 4,522.38          |
| WARD'S SCIENCE                    | SUPPLIES                    | 322.99            |
| WASTE CONNECTIONS OF NEBRASKA INC | SERVICES                    | 1,432.66          |
| WILLIAM V MACGILL & CO            | SUPPLIES                    | 117.92            |
| WOODRIVER ENERGY LLC              | FUEL                        | 2,363.81          |
| WOODWARD'S DISPOSAL SERVICE INC   | SERVICES                    | 75.00             |
| YORK NEWS TIMES                   | ADVERTISING                 | 121.99            |
|                                   | <b>Fund Total:</b>          | <b>384,915.77</b> |

**RESOLUTION SETTING THE PROPERTY TAX REQUEST**

**RESOLUTION NO. 2022**

WHEREAS, Nebraska Revised Statute 77-1632 and 77-1633 provides that the Governing Body of Fillmore Central Public Schools passes by a majority vote a resolution or ordinance setting the tax request; and

WHEREAS, a special public hearing was held as required by law to hear and consider comments concerning the property tax request;

NOW, THEREFORE, the Governing Body of Fillmore Central Public Schools resolves that:

1. The 2022-2023 property tax request be set at:

|                           |    |              |
|---------------------------|----|--------------|
| General Fund:             | \$ | 7,393,939.00 |
| Bond Fund:                | \$ | -            |
| Special Building Fund:    | \$ | 622,386.00   |
| Qualified Capital Purpose | \$ | -            |
| Undertaking Fund:         |    |              |

2. The total assessed value of property differs from last year's total assessed value by 2.46 percent.
3. The tax rate which would levy the same amount of property taxes as last year, when multiplied by the new total assessed value of property would be 0.663451 per \$100 of assessed value.
4. Fillmore Central Public Schools proposes to adopt a property tax request that will cause its tax rate to be 0.680599 per \$100 of assessed value.
5. Based on the proposed property tax request and changes in other revenue, the total operating budget of Fillmore Central Public Schools will increase (or decrease) last year's budget by 9.44 percent.
6. A copy of this resolution be certified and forwarded to the County Clerk on or before October 15, 2022.

Motion by \_\_\_\_\_, seconded by \_\_\_\_\_ to adopt Resolution # \_\_\_\_\_.

Voting yes were:

---

---

---

---

---

---

---

Voting no were:

---

---

---

---

---

---

---

Dated this \_\_\_\_\_ day of \_\_\_\_\_, 2022