

Board of Education Regular Meeting
Monday, December 12, 2022 7:30 PM
Fillmore Central High School
1410 L Street
Geneva, NE 68361-1599

1. **Call to Order**
2. **Recognize Open Meetings Laws and location of the poster**
3. **Roll Call**
4. **Declaration of Legal Meeting/Excuse Absences**
 - 4.1. Declaration of Legal Meeting
 - 4.2. Excuse Absences
5. **Public Comment**
6. **Reports from Administration**
7. **Action Items**
 - 7.1. Consent Agenda
 - 7.1.1. Approval of the Minutes of the following board meetings: November 14, 2022
 - 7.1.2. Receive, review and accept Finance reports
 - 7.1.3. Review and approve the General Fund Claims
 - 7.1.4. Review and approve the Building Fund Claims
 - 7.2. Discuss, Consider, and take any necessary action on renewing the Softball Coop with Exeter-Milligan and Friend
 - 7.3. Discuss, Consider, and take any necessary action in selecting an engineering firm for a Football Field Lighting Project
 - 7.4. Review, discuss, and take any necessary action to set the Early Retirement Incentive number of applications

7.5. Review and Approve the 2021-2022 Audit Report

7.6. Review, Discuss, and Consider hiring a group to conduct a Facility Audit

7.7. Review, discuss, and approve the Superintendent Contract Extension

7.8. Review, discuss, and take any necessary action on the Back to School Plan

7.9. Review, discuss and consider acquiring land east of the football field for potential bleachers, discuss field, and practice space

7.9.1. Enter Executive Session to discuss negotiations regarding acquiring land east of the football field for potential bleachers, discuss field, and practice space

7.9.2. Reconvene Regular Meeting

8. **Discussion Items**

8.1. Staff Negotiations

8.2. Emergency Operations Plan

8.3. Classified Staff and Snow Days

8.4. Next Meeting: January 16, 2023 at 7:30 pm

9. **Adjourn meeting**

FCPS BOE Meeting December 12, 2022

Principal's Report

Fillmore Central Elementary School

Winter Musical - The elementary winter program will be on December 19th at the high school. The program will be able to be seen on STRIV.

Winter Progress Monitoring - Starting on December 6th, the elementary began winter progress monitoring in the areas of reading and math for all K-4 students. Teachers and support staff will be using the data collected to track student progress and evaluate classroom instruction.

Giving Back - The elementary school has a "giving tree" next to the front office. Donations will be sent to Blue Valley.

Curriculum Update - The K-12 Math teachers are working to select new math materials by March. Teachers have had time built into the first and second semester to complete this process.

Thank you for your support of Fillmore Central students and staff. Have a great holiday season.

Upcoming Dates/Events:

Dec. 12	BOE Meeting @ 7:30pm
Dec. 13	Monthly Staff Meeting @ 3:10pm
Dec. 14	Math Team Meeting
Dec. 19	Winter Program
Dec. 20	Class Winter Parties
Dec. 20	End of First Semester
Dec. 21-Jan. 4	No School For Students
Jan. 4	Teacher Workday
Jan. 5	Students Return to School
Jan. 5	Report Cards Sent Home

Middle School Principal Report
Submitted by Lisa Lamb
FCPS BOE Meeting | December 12, 2022

Athletics

The Middle School Wrestling team wrapped up their season on Saturday, December 10th, and the Girls Basketball teams' season will wrap up on Tuesday, December 13th with a home game against Thayer Central. The games will be held in the High School gym starting at 4:00 pm. These young student-athletes represented Fillmore Central well in their respective winter sports program. Improvement of sport-specific skills were seen throughout the season for both teams. Student-athletes also gained skills in the areas of leadership, teamwork, responsibility, and communication. The coaching staff's commitment in the development of these student-athletes in their respective sports programs is commendable.

Adopt-A-Family

The Fillmore Central Middle School Student Council held the Adopt-A-Family event in which Pride groups competed against each other to collect the most non-perishable food/household items in an effort to assist families with those essential needs. The winning Pride class will be recognized. This is the 17th consecutive year our students have participated this Adopt-A-Family event. Each year it has been a huge success and I am extremely proud of the leadership and generosity that many of our students and staff demonstrate.

Winter MAP Testing

Students in grades 5th – 8th will complete NWEA MAP testing in January. Students will be assessed in the subject areas of Math, Reading (Language Arts), and Science. Teachers will be able to see student growth that occurred during the first semesters, as well as, use the data to help differentiate their lessons to meet the needs of all students. Students will be able to use the data as well to set personal growth goals with the help of their teachers to track their academic growth.

Student of the Month

November Students of the Month were recognized at our Game of the Week on December 2, 2022; and were presented with a Student of the Month t-shirt. A student was selected from each grade level who demonstrated positive behavior in the areas of: Responsibility, Respect, and Safety. The November Students of the Month include: 5th Grade: Kamry Asche, 6th Grade: James Sparbel, 7th Grade: Camden Temme, and 8th Grade: Evelyn Meyer.

MS Music Concert

The Middle School Winter Music Concert is being held this evening, Monday, December 12th in the High School Gym. This concert includes performances by the 6th grade band, combined 7th & 8th band, as well as the 5th grade choir, 6th grade choir, and combined 7th & 8th grade choir. Additionally, the 7th & 8th grade Sound Sensation group will also perform. A big thanks you to Mr. Belanger and Mr. Schwarz for their hard work in preparing the students for the concert.

December 2022
Mr. Theobald

AD Report

- Fillmore Central participated in the SNC One-Act at Centennial on November 15th. The team finished in 2nd place overall. Individuals recognized as outstanding actors include: **Reilly Vrbka, Emily Bonilla, Peyton Komenda, Amy Lauby, Carson Asche, Grace Probasco, Cooper Schelkopf, Kathryn Godown, Annika Frook and Markey Hinrichs.**
- Fillmore Central hosted the C1-1 District Competition on November 30th. The team earned a 2nd place finish and had an outstanding performance. Of special note, every single actor/actress was recognized as being outstanding by all 3 judges. Those students were: **Reilly Vrbka, Emily Bonilla, Peyton Komenda, Amy Lauby, Carson Asche, Ava Tessman, Ayden Wusk, Alexis Rodriguez, Cooper Lefever, McKenzie VanDeWalle, Lauren Godown, Michael Anderson, Ty Schelkopf, Grace Probasco, Kathryn Godown, Annika Frook, Elizisha Hinrichs, Brenner McCaan-Coen, Cooper Schelkopf, Adilyn Myers and Austyn Nun, Ellie Janning and Malorie Conway.**
- The Mock Trial team qualified for state and they competed in Omaha on Dec. 5th and 6th.
- The high school building will be hosting all three winter concerts once again this year.
- The NSAA Moratorium is Dec. 23-27.
- The Holiday BB Tournament is Dec. 28th and 29th at Shelby-Rising City. The brackets will be posted online.
- We host our annual wrestling tournament on Dec. 30th. We will be offering a girls division. With this addition, we will also utilize the wrestling room for a group of weight classes, which means we will also need a 5th referee.

Principal Report

- Students will be taking semester tests on Dec. 16th and 19th. ODD periods will be tested on the 16th and EVEN periods will be tested on the 19th. In place of this event, we will have a joint MS/HS competition day at the HS. We will bus the MS students to the HS and then have some friendly competition in the gym between students and staff. Activities may include: volleyball, jeopardy, relay races and obstacle courses.
- NDE recently adopted the *Computer Science and Technology Education Act*. The implication for schools is that all public schools must require a computer/tech class as a graduation beginning with the class of 2027. This could be done at the 8th grade level and count for graduation credits, similar to Algebra. However, in looking at schedules, we are going to try and make this work at the high school level, as a semester level course. Mrs. Patterson currently offers an Info. Tech class that may meet the state statute. This requirement may also allow us to tweak some other graduation requirements, like adding Speech as a semester long option. We are also looking at the possibility of splitting Health 9 from PE. I will share more information as we work through this, but I am confident we will not need additional staffing to make this work.
- The new gym lights are scheduled to be installed on Dec. 27th, and 28th if needed.

- The gym sound system is 95% complete, but it is fully functional. We are waiting on one small part to allow us to have the second microphone work, as well as the wall rack mount.
- The door access system is up and running and we gave staff access on Dec. 7th. There will be a few kinks to work out, but things seem to be working well. Diode's customer service and training have been great. Hopefully we will be able to get the DT Gym up and running before Christmas.

December 12, 2022 Board Report

1. Call to Order
2. Recognize Open Meeting Act and Location of Poster
3. Roll Call
4. Declaration of Legal Meeting/Excuse absences
5. Public Comment
6. Reports from Administration

My Report

Recognition of Board Member Doug Gergen for his 8 years of service to Fillmore Central Public Schools

Negotiations-the finance committee and teachers' negotiation committee have been in discussion

HVAC-

Safety Visit – Norm Yoder did our Rule 10 safety visit.

EMC Insurance Visit – EMC had a routine visit done to review square footage, fire suppression, etc.

Calendar for next year is in committee

7. Action Items

7.1 Consent Agenda

7.1.1 Minutes – the minutes of the November Board meeting and hearings are on the Sparq meeting site for your review and approval.

7.1.2 Financial Reports – the reports from November are for your review and on the Sparq meetings website.

7.1.3 General Fund Claims – If you need more information on any claims, contact Lynne or I prior to the board meeting and we will get that for you.

7.1.4 Building Fund-if you have questions please contact Lynne or I prior to the board meeting and we will get it for you.

7.2 Discuss, Consider, and take any necessary action on renewing the Softball Coop with Exeter-Milligan and Friend.

- 7.3 Discuss, Consider, and take any necessary action in selecting an engineering firm for a football field lighting project.
- 7.4 Review, discuss, and take any necessary action to set the Early Retirement Incentive number of applications. We have three staff members that are eligible. They are Deb Rohr, Cathy Kimbrough, and Becky Adkisson.
- 7.5 Review and Approve the 2021-2022 Audit Report
- 7.6 Review, Discuss, and Consider hiring a group to conduct a Facility Audit.
- 7.7 Review, discuss, and approve the Superintendent Contract Extension
- 7.8 Review, discuss, and take any necessary action to the Back to School Plan
- 7.9 Review, Discuss and Consider acquiring land east of the football field for potential bleachers/discus area, practice space.
- 8 Discussion Items
 - 8.1 Staff Negotiations
 - 8.2 Emergency Operations Plan (EOP)
 - 8.3 Classified Staff and snow days
 - 8.4 Review next meeting date – January 16 at 7:30
- 9 Adjournment

Board of Education Regular Meeting
Monday, November 14, 2022 7:30 PM Central
Posting Locations:

Fillmore Central High School
1410 L Street
Geneva, NE 68361-1599

- Nebraska Signal

Posted Date: November 8, 2022

Chad Engle: Present
Shaun Farmer: Present
Doug Gergen: Present
Christin Lovegrove: Present
Whitney Peppard: Present
Scott Schelkopf: Present
Present: 6.

1. Call to Order

President Farmer called the meeting to order at 7:30 PM

2. Recognize Open Meetings Laws and location of the poster

3. Roll Call

4. Declaration of Legal Meeting/Excuse Absences

4.1. Declaration of Legal Meeting

Recommendation that this regular meeting of November 14, 2022 be declared a legal meeting passed with a motion by Doug Gergen and a second by Scott Schelkopf.

Chad Engle: Yea, Shaun Farmer: Yea, Doug Gergen: Yea, Christin Lovegrove: Yea, Whitney Peppard: Yea, Scott Schelkopf: Yea

Yea: 6, Nay: 0

4.2. Excuse Absences

There were none.

5. Public Comment

6. Reports from Administration

Fillmore Central Elementary – Mr. Veleba reported that Parent Teacher conferences had 95% attendance. FCCLA provided child care during the conferences. December 19th is the elementary concert at the High School.

Fillmore Central Middle School – Mrs. Lamb reported that Parent Teacher conferences had 70% attendance. First semester winter sports participation numbers are 10 girls and 16 boys in wrestling and 16 girl basketball athletes.

Fillmore Central High School/Athletic Director – Mr. Theobald reported that Parent Teacher conferences had 60% attendance. Winter sports started November 14th. 52% of the boys and 47% of the girls participated in fall athletic activities. A storage shed to be built under the bleachers by Mr Wusk's class was discussed. The key fob locking system is almost ready (a few

days) to go live.

Fillmore Central Superintendent – Mr. Cumpston reviewed the October PLC session.

He discussed some of the different state testing and also explained a little about the MAP test.

State results have still not been released which is delaying the Fillmore Central Annual Report.

There may be changes to state testing due to several positions at the Department of Education, including the Commissioner of Education, changing. Mr. Cumpston discussed some of the concerns that state superintendents have with the current NSCAS testing structure including the time that it takes to receive results in order to drive instruction. Many districts including Fillmore Central, also use the MAP test. The MAP test is a diagnostic test that supplies results within 24 hours and is able to do a better job of determining what a student knows. The school is wrapping up several audits.

7. Action Items

7.1. Consent Agenda

Recommendation that the Board approve the Consent Agenda as presented passed with a motion by Chad Engle and a second by Doug Gergen.

Chad Engle: Yea, Shaun Farmer: Yea, Doug Gergen: Yea, Christin Lovegrove: Yea, Whitney Peppard: Yea, Scott Schelkopf: Yea

Yea: 6, Nay: 0

7.1.1. Approval of the Minutes of the following board meetings: October 17, 2022 regular meeting and the October 19, 2022 Board worksession

7.1.2. Receive, review and accept Finance reports

7.1.3. Review and Approve the General Fund Claims

7.1.4. Review and approve the Building Fund Claims

7.2. Discuss, Consider, and Take any Necessary Action on an Engineering Firm for a Football Field Lighting Project

Mr. Cumpston reached out to two firms, W Designs out of Hastings and Morrissey out of Omaha. In order to do a project over \$109,000 an engineer or an architect must be used.

Approximate project costs range between \$250,000-\$300,000. Both firms draw up plans, draw up bids, collect, manage the project. Essentially they look over everything to say that it meets/conforms to requirements. W Design charges an 11% project cost. Morrissey is a \$20,000 flat fee.

Mr. Cumpston will gather more information and the vote/decision is tabled until December meeting.

7.3. Discuss, Consider and Take any Necessary Action on Gym Lighting in the High School Gym

Recommend that the Board approve the bid from 34 Electric to replace the lights in the high school gymnasium passed with a motion by Doug Gergen and a second by Christin Lovegrove.

Chad Engle: Yea, Shaun Farmer: Yea, Doug Gergen: Yea, Christin Lovegrove: Yea, Whitney Peppard: Yea, Scott Schelkopf: Yea

Yea: 6, Nay: 0

34 Electric looked at the lighting project for the High School which involves replacing the fluorescent light fixtures in Gym with LED light fixtures. An approximate cost for the project is \$17,495 for the lights and \$505 per bank for dimming (probably need 3). With rebates, the project should cost approximately \$16,000. This project can be paid with the Special Building Fund.

7.4. Discuss, Consider and Take any Necessary Action on Renewing the Softball Cooperative with Exeter-Milligan and Friend Schools

Participation numbers from the Activity Director's report were reviewed. Discussion on numbers needed for a team, need for JV team, what happens in two years, and how the splits will happen with the 7th/8th grade (girl heavy classes) was held.

The motion was tabled until the December 2022 meeting.

7.5. Discuss, Consider and Take Any Necessary Action on Downtown Gym Control Access and Cameras

Recommend for the Board to proceed with hiring Diode at the downtown gym facility to install the controlled access door locks and security cameras with the city to pay for half of the cost for the controlled access doors passed with a motion by Christin Lovegrove and a second by Doug Gergen.

Chad Engle: Yea, Shaun Farmer: Yea, Doug Gergen: Yea, Christin Lovegrove: Yea, Whitney Peppard: Yea, Scott Schelkopf: Yea

Yea: 6, Nay: 0

Diode examined the downtown gym and concluded that three controlled access doors would be \$6400 total. The cost would be split half city and half school. The cameras would be \$2500 for four cameras.

7.6. Review, Discuss and Take any Necessary Action on the Back to School Framework - Safety Plan

No Action was taken

8. Discussion Items

8.1. Early Retirement

December is the month that we decide how many early retirements to offer. We have three staff currently eligible through 2024 (this year or next year). The next individual is not eligible until Feb 1, 2025.

8.2. Review Audit Report

The report is reviewed in November and approved in December.

8.3. ESSERS Spending

Another email went out to parents with summary of funds and spending.

8.4. Facility Audit

Mr. Cumpston shared two approaches to getting a facility audit. One approach was with an architect and engineers for an audit. There would be a cost for this. The other approach was to work with an ESCO – this is different due to the fact that an ESCO (once selected through a bid process) is allowed in state statute to work continually with a district on many projects. An ESCO’s focus is updating/improving existing facilities and doesn’t get into new square footage. Members will review examples from each of the companies that have supplied them and hope to make a decision at the December board meeting.

8.5. Land East of the Football Field for Potential Bleachers/Discus Area

Mr. Cumpston was authorized to discuss size, need and costs with the city.

8.6. Future Board Meeting Dates

8.7. Review Next Meeting Date: December 12, 2022 at 7:30 PM

8.8. Staff Negotiations

Finance committee met before the meeting to determine the Board’s first offer.

8.9. Americanism Committee Report

Doug Gergen reported from this committee.

8.10. Board Self-Evaluation

8.10.1. Executive Session

Recommendation that this regular meeting of November 14, 2022 be adjourned to Executive Session at 9:37 pm to discuss the Board Self-Evaluation passed with a motion by Chad Engle and a second by Doug Gergen.

Chad Engle: Yea, Shaun Farmer: Yea, Doug Gergen: Yea, Christin Lovegrove: Yea, Whitney Peppard: Yea, Scott Schelkopf: Yea
Yea: 6, Nay: 0

8.10.2. Reconvene Regular Meeting

Recommendation that the regular meeting of November 14, 2022 be reconvened at 10:01 pm passed with a motion by Doug Gergen and a second by Christin Lovegrove.

Chad Engle: Yea, Shaun Farmer: Yea, Doug Gergen: Yea, Christin Lovegrove: Yea, Whitney Peppard: Yea, Scott Schelkopf: Yea
Yea: 6, Nay: 0

8.11. Superintendent Evaluation

8.11.1. Enter Into Executive Session

Recommendation that this regular meeting of November 14, 2022 be adjourned to Executive Session at 10:01 pm to discuss the Superintendent Evaluation passed with a motion by Chad Engle and a second by Doug Gergen.

Chad Engle: Yea, Shaun Farmer: Yea, Doug Gergen: Yea, Christin Lovegrove: Yea, Whitney Peppard: Yea, Scott Schelkopf: Yea

Yea: 6, Nay: 0

8.11.2. Reconvene Regular Meeting

Recommendation that the regular meeting of November 14, 2022 be reconvened at 10:26 pm passed with a motion by Christin Lovegrove and seconded by Whitney Peppard

Chad Engle: Yea, Shaun Farmer: Yea, Doug Gergen: Yea, Christin Lovegrove: Yea, Whitney Peppard: Yea, Scott Schelkopf: Yea

Yea: 6, Nay: 0

9. Adjourn meeting

Recommendation that the regular meeting of November 14, 2022 be adjourned at 10:27 pm passed with a motion by Doug Gergen and seconded by Christin Lovegrove.

Chad Engle: Yea, Shaun Farmer: Yea, Doug Gergen: Yea, Christin Lovegrove: Yea, Whitney Peppard: Yea, Scott Schelkopf: Yea

Yea: 6, Nay: 0

CLERK'S REPORT

Reporting Period: 11/30/2022

Beginning Checking Account Balance		\$2,865,032.02
Fillmore County Treasurer	General Fund Taxes	\$53,017.14
Educational Service Unit #6	November Rent	\$8,485.42
Educational Service Unit #6	Perkins Mileage Reimbursement	\$75.00
Businesses	Yearbook Ads Sales	\$1,545.00
Parents	Yearbook Sales	\$120.00
Anonymous	Donation	\$2,000.00
Payroll	Payroll Tax Deposits	\$103,020.36
Village of Fairmont	Liquor License Fees	\$300.00
State of Nebraska	High Ability Learners Base	\$2,342.00
State of Nebraska	High Ability Learners Matching	\$3,087.00
Nebraska Wesleyan	WHA-Matching Funds	\$350.00
Businesses	Yearbook Ads Sales	\$1,400.00
State of Nebraska	State Aid	\$9,065.00
Heartland Bank	Checking Interest	\$559.38


Total Receipts	\$185,366.30
Plus Transfer from Hot Lunch Fund to Checking (Payroll Direct Deposits)	\$8,507.91
Less Disbursements	\$928,060.35


Checking Account Balance **\$2,130,845.88**

Bank Statement Balance	\$2,316,219.78
Less Outstanding Checks	(\$185,373.90)

Checking Account Balance **\$2,130,845.88**

General Fund Checking Account Balance	\$2,130,845.88
FCPS Checking Account Balance	\$24,812.16
General Fund CD's (including accrued interest)	\$0.00
Total General Fund Balance	\$2,155,658.04

Prepared By: 

Approved By: 

Date Prepared: 12/2/2022

FCPS FUND - November 2022

Dollar General Corporation	Supplies	\$27.90
Verizon Wireless	Cell Phones	\$193.67
Susan Becker	Supplies	\$9.64
Jill's Sweetshop	Supplies	\$24.00
Quadient Finance USA Inc	Middle School Postage	\$200.00
Aaron Veleba	Supplies	\$40.00
School Specialty	Supplies	\$7.40
Matt Tobias	Supplies	\$45.04
Aaron Veleba	Supplies	\$7.38
Geneva Welding & Supply Inc	Supplies	\$20.90
Holiday Inn	NSIAAA Conference Lodging	\$219.90
Kenna Marchand	Athletic Boosters Gift Card	\$25.00
Andrew Lukes	Athletic Boosters Gift Card	\$25.00
US Bank Visa	Supplies	\$990.85
Aaron Veleba	Supplies	\$29.67
Quadient Finance USA Inc	High School Postage	\$800.00
Scholastic Book Fairs	Books	\$391.00
WalMart	Supplies	\$225.94
Windstream	Telephone	\$837.94
TOTAL		\$4,121.23

MASTERCARD - November 2022

Gimkit Pro	Subscription Renewal	\$3.94
Mosyle	Supplies	\$2.29
TOTAL		\$6.23

FUND REPORTS - November 2022							
BUILDING FUND							
9/1/2022	Month	YTD	Month	YTD	YTD	Current	Current
Beg. Bal.	Receipts	Receipts	Disburse.	Disburse.	Balance	Checking	CD
						Balance	Balance
\$ 929,125.13	\$ 3,054.92	\$ 170,062.28	\$0.00	\$4,695.44	\$ 1,094,491.97	\$ 1,094,491.97	\$0.00
GENERAL FUND PROPERTY TAX RECAP							
Budgeted	Current Mo.	YTD	YTD %				
Amount	Collected	Collected	Collected				
\$ 7,393,939.00	\$ 29,519.09	\$ 2,066,484.76	27.95%				
DEPRECIATION FUND							
9/1/2022	Month	YTD	Month	YTD	YTD	Current	Current
Beg. Bal.	Receipts	Receipts	Disburse.	Disburse.	Balance	Checking	CD
						Balance	Balance
\$ 71,486.26	\$ 40.66	\$ 84.44	\$0.00	\$0.00	\$ 71,570.70	\$ 71,570.70	\$0.00
EMPLOYEE BENEFIT FUND							
9/1/2022	Month	YTD	Month	YTD	YTD		
Beg. Bal.	Receipts	Receipts	Disburse.	Disburse.	Balance		
\$ 48,383.17	\$ 2,597.18	\$ 8,291.58	\$ 2,623.02	\$ 7,492.78	\$ 49,181.97		
PAYROLL RETIREMENT FUND							
9/1/2022	Month	YTD	Month	YTD	YTD		
Beg. Bal.	Receipts	Receipts	Disburse.	Disburse.	Balance		
\$0.00	\$ 80,123.31	\$ 242,981.82	\$ 80,123.31	\$ 242,981.82	\$0.00		
UNEMPLOYMENT SAVINGS ACCOUNT							
9/1/2022	Month	YTD	Month	YTD		Current	Current
Beg. Bal.	Receipts	Receipts	Disburse.	Disburse.	Balance	Savings	CD
						Balance	Balance
\$ 64,421.44	\$ 9.57	\$ 21.06	\$0.00	\$0.00	\$ 64,442.50	\$ 34,243.89	\$ 30,198.61
HOT LUNCH PROGRAM							
9/1/2022	Month	YTD	Month	YTD	YTD		
Beg. Bal.	Receipts	Receipts	Disburse.	Disburse.	Balance		
\$ 61,180.20	\$ 39,217.66	\$ 140,916.85	\$ 55,730.59	\$ 173,444.52	\$ 28,652.53		
ACTIVITIES REPORT							
9/1/2022	Month	YTD	Month	YTD	YTD	Current	Current
Beg. Bal.	Receipts	Receipts	Disburse.	Disburse.	Balance	Checking	CD/Checking
						Balance	Balance
\$ 324,579.01	\$ 22,940.88	\$ 126,140.46	\$ 29,547.13	\$ 89,311.15	\$ 361,408.32	\$ 250,357.85	\$ 111,050.47

**FILLMORE CO. SCHOOL DIST. #30-0025
COUNTY TREASURER'S RECEIPTS**

Reporting Period: November 1-30 2022

TAX SOURCE	Sept.	Oct.	Nov.	Dec.	Jan.	Feb.	Mar.	Apr.	May	June	July	Aug.	Y-T-D
Levied Tax 2009	\$0.00	\$0.00	\$0.00	\$0.00	\$0.00	\$0.00	\$0.00	\$0.00	\$0.00	\$0.00	\$0.00	\$0.00	\$0.00
Interest 2009	\$0.00	\$0.00	\$0.00	\$0.00	\$0.00	\$0.00	\$0.00	\$0.00	\$0.00	\$0.00	\$0.00	\$0.00	\$0.00
Levied Tax 2010	\$0.00	\$0.00	\$0.00	\$0.00	\$0.00	\$0.00	\$0.00	\$0.00	\$0.00	\$0.00	\$0.00	\$0.00	\$0.00
Interest 2010	\$0.00	\$0.00	\$0.00	\$0.00	\$0.00	\$0.00	\$0.00	\$0.00	\$0.00	\$0.00	\$0.00	\$0.00	\$0.00
Levied Tax 2011	\$0.00	\$0.00	\$0.00	\$0.00	\$0.00	\$0.00	\$0.00	\$0.00	\$0.00	\$0.00	\$0.00	\$0.00	\$0.00
Interest 2011	\$0.00	\$0.00	\$0.00	\$0.00	\$0.00	\$0.00	\$0.00	\$0.00	\$0.00	\$0.00	\$0.00	\$0.00	\$0.00
Levied Tax 2012	\$0.00	\$0.00	\$0.00	\$0.00	\$0.00	\$0.00	\$0.00	\$0.00	\$0.00	\$0.00	\$0.00	\$0.00	\$0.00
Interest 2012	\$0.00	\$0.00	\$0.00	\$0.00	\$0.00	\$0.00	\$0.00	\$0.00	\$0.00	\$0.00	\$0.00	\$0.00	\$0.00
Levied Tax 2013	\$0.00	\$0.00	\$0.00	\$0.00	\$0.00	\$0.00	\$0.00	\$0.00	\$0.00	\$0.00	\$0.00	\$0.00	\$0.00
Interest 2013	\$0.00	\$0.00	\$0.00	\$0.00	\$0.00	\$0.00	\$0.00	\$0.00	\$0.00	\$0.00	\$0.00	\$0.00	\$0.00
Levied Tax 2014	\$0.00	\$0.00	\$0.00	\$0.00	\$0.00	\$0.00	\$0.00	\$0.00	\$0.00	\$0.00	\$0.00	\$0.00	\$0.00
Interest 2014	\$0.00	\$0.00	\$0.00	\$0.00	\$0.00	\$0.00	\$0.00	\$0.00	\$0.00	\$0.00	\$0.00	\$0.00	\$0.00
Levied Tax 2015	\$0.00	\$0.00	\$0.00	\$0.00	\$0.00	\$0.00	\$0.00	\$0.00	\$0.00	\$0.00	\$0.00	\$0.00	\$0.00
Interest 2015	\$0.00	\$0.00	\$0.00	\$0.00	\$0.00	\$0.00	\$0.00	\$0.00	\$0.00	\$0.00	\$0.00	\$0.00	\$0.00
Levied Tax 2016	\$0.00	\$0.00	\$0.00	\$0.00	\$0.00	\$0.00	\$0.00	\$0.00	\$0.00	\$0.00	\$0.00	\$0.00	\$0.00
Interest 2016	\$0.00	\$0.00	\$0.00	\$0.00	\$0.00	\$0.00	\$0.00	\$0.00	\$0.00	\$0.00	\$0.00	\$0.00	\$0.00
Levied Tax 2017	\$0.00	\$0.00	\$0.00	\$0.00	\$0.00	\$0.00	\$0.00	\$0.00	\$0.00	\$0.00	\$0.00	\$0.00	\$0.00
Interest 2017	\$0.00	\$0.00	\$0.00	\$0.00	\$0.00	\$0.00	\$0.00	\$0.00	\$0.00	\$0.00	\$0.00	\$0.00	\$0.00
Levied Tax 2018	\$0.00	\$0.00	\$0.00	\$0.00	\$0.00	\$0.00	\$0.00	\$0.00	\$0.00	\$0.00	\$0.00	\$0.00	\$0.00
Interest 2018	\$0.00	\$0.00	\$0.00	\$0.00	\$0.00	\$0.00	\$0.00	\$0.00	\$0.00	\$0.00	\$0.00	\$0.00	\$0.00
Levied Tax 2019	\$0.00	\$0.00	\$0.00	\$0.00	\$0.00	\$0.00	\$0.00	\$0.00	\$0.00	\$0.00	\$0.00	\$0.00	\$0.00
Interest 2019	\$0.00	\$0.00	\$0.00	\$0.00	\$0.00	\$0.00	\$0.00	\$0.00	\$0.00	\$0.00	\$0.00	\$0.00	\$0.00
Levied Tax 2020	\$0.00	\$0.00	\$318.72	\$0.00	\$0.00	\$0.00	\$0.00	\$0.00	\$0.00	\$0.00	\$0.00	\$0.00	\$318.72
Interest 2020	\$0.00	\$0.00	\$56.21	\$0.00	\$0.00	\$0.00	\$0.00	\$0.00	\$0.00	\$0.00	\$0.00	\$0.00	\$56.21
Levied Tax 2021	\$1,675,720.17	\$266,902.02	\$31,680.53	\$5,111.61	\$0.00	\$0.00	\$0.00	\$0.00	\$0.00	\$0.00	\$0.00	\$0.00	\$1,979,414.33
Interest 2021	\$66.61	\$1,176.05	\$1,076.08	\$195.93	\$0.00	\$0.00	\$0.00	\$0.00	\$0.00	\$0.00	\$0.00	\$0.00	\$2,514.67
Vehicle Tax 2010	\$0.00	\$0.00	\$0.00	\$0.00	\$0.00	\$0.00	\$0.00	\$0.00	\$0.00	\$0.00	\$0.00	\$0.00	\$0.00
Vehicle Tax 2011	\$0.00	\$0.00	\$0.00	\$0.00	\$0.00	\$0.00	\$0.00	\$0.00	\$0.00	\$0.00	\$0.00	\$0.00	\$0.00
Vehicle Tax 2012	\$0.00	\$0.00	\$0.00	\$0.00	\$0.00	\$0.00	\$0.00	\$0.00	\$0.00	\$0.00	\$0.00	\$0.00	\$0.00
Vehicle Tax 2013	\$0.00	\$0.00	\$0.00	\$0.00	\$0.00	\$0.00	\$0.00	\$0.00	\$0.00	\$0.00	\$0.00	\$0.00	\$0.00
Vehicle Tax 2014	\$0.00	\$0.00	\$0.00	\$0.00	\$0.00	\$0.00	\$0.00	\$0.00	\$0.00	\$0.00	\$0.00	\$0.00	\$0.00
Vehicle Tax 2015	\$0.00	\$0.00	\$0.00	\$0.00	\$0.00	\$0.00	\$0.00	\$0.00	\$0.00	\$0.00	\$0.00	\$0.00	\$0.00
Vehicle Tax 2016	\$0.00	\$0.00	\$0.00	\$0.00	\$0.00	\$0.00	\$0.00	\$0.00	\$0.00	\$0.00	\$0.00	\$0.00	\$0.00
Vehicle Tax 2017	\$0.00	\$0.00	\$0.00	\$0.00	\$0.00	\$0.00	\$0.00	\$0.00	\$0.00	\$0.00	\$0.00	\$0.00	\$0.00
Vehicle Tax 2018	\$0.00	\$0.00	\$0.00	\$0.00	\$0.00	\$0.00	\$0.00	\$0.00	\$0.00	\$0.00	\$0.00	\$0.00	\$0.00
Vehicle Tax 2019	\$0.00	\$0.00	\$0.00	\$0.00	\$0.00	\$0.00	\$0.00	\$0.00	\$0.00	\$0.00	\$0.00	\$0.00	\$0.00
Vehicle Tax 2020	\$0.00	\$0.00	\$0.00	\$0.00	\$0.00	\$0.00	\$0.00	\$0.00	\$0.00	\$0.00	\$0.00	\$0.00	\$0.00
Vehicle Tax 2021	\$22,013.80	\$19,108.11	\$18,847.37	\$24,211.55	\$0.00	\$0.00	\$0.00	\$0.00	\$0.00	\$0.00	\$0.00	\$0.00	\$84,180.83
Homestead Exemption	\$0.00	\$0.00	\$0.00	\$0.00	\$0.00	\$0.00	\$0.00	\$0.00	\$0.00	\$0.00	\$0.00	\$0.00	\$0.00
Property Tax Credit	\$0.00	\$0.00	\$0.00	\$0.00	\$0.00	\$0.00	\$0.00	\$0.00	\$0.00	\$0.00	\$0.00	\$0.00	\$0.00
Property Tax Total	\$1,697,800.58	\$287,186.18	\$51,978.91	\$29,519.09	\$0.00	\$0.00	\$0.00	\$0.00	\$0.00	\$0.00	\$0.00	\$0.00	\$2,066,484.76

Prepared by: 

Approved by: 

Date Prepared: 12/6/2022

FILLMORE CO. SCHOOL DIST. #30-0025
COUNTY TREASURER'S RECEIPTS

Reporting Period: November 1-30 2022

TAX SOURCE	Sept.	Oct.	Nov.	Dec.	Jan.	Feb.	Mar.	Apr.	May	June	July	Aug.	Y-T-D
Levied Tax 2009	\$0.00	\$0.00	\$0.00	\$0.00	\$0.00	\$0.00	\$0.00	\$0.00	\$0.00	\$0.00	\$0.00	\$0.00	\$0.00
Interest 2009	\$0.00	\$0.00	\$0.00	\$0.00	\$0.00	\$0.00	\$0.00	\$0.00	\$0.00	\$0.00	\$0.00	\$0.00	\$0.00
Levied Tax 2010	\$0.00	\$0.00	\$0.00	\$0.00	\$0.00	\$0.00	\$0.00	\$0.00	\$0.00	\$0.00	\$0.00	\$0.00	\$0.00
Interest 2010	\$0.00	\$0.00	\$0.00	\$0.00	\$0.00	\$0.00	\$0.00	\$0.00	\$0.00	\$0.00	\$0.00	\$0.00	\$0.00
Levied Tax 2011	\$0.00	\$0.00	\$0.00	\$0.00	\$0.00	\$0.00	\$0.00	\$0.00	\$0.00	\$0.00	\$0.00	\$0.00	\$0.00
Interest 2011	\$0.00	\$0.00	\$0.00	\$0.00	\$0.00	\$0.00	\$0.00	\$0.00	\$0.00	\$0.00	\$0.00	\$0.00	\$0.00
Levied Tax 2012	\$0.00	\$0.00	\$0.00	\$0.00	\$0.00	\$0.00	\$0.00	\$0.00	\$0.00	\$0.00	\$0.00	\$0.00	\$0.00
Interest 2012	\$0.00	\$0.00	\$0.00	\$0.00	\$0.00	\$0.00	\$0.00	\$0.00	\$0.00	\$0.00	\$0.00	\$0.00	\$0.00
Levied Tax 2013	\$0.00	\$0.00	\$0.00	\$0.00	\$0.00	\$0.00	\$0.00	\$0.00	\$0.00	\$0.00	\$0.00	\$0.00	\$0.00
Interest 2013	\$0.00	\$0.00	\$0.00	\$0.00	\$0.00	\$0.00	\$0.00	\$0.00	\$0.00	\$0.00	\$0.00	\$0.00	\$0.00
Levied Tax 2014	\$0.00	\$0.00	\$0.00	\$0.00	\$0.00	\$0.00	\$0.00	\$0.00	\$0.00	\$0.00	\$0.00	\$0.00	\$0.00
Interest 2014	\$0.00	\$0.00	\$0.00	\$0.00	\$0.00	\$0.00	\$0.00	\$0.00	\$0.00	\$0.00	\$0.00	\$0.00	\$0.00
Levied Tax 2015	\$0.00	\$0.00	\$0.00	\$0.00	\$0.00	\$0.00	\$0.00	\$0.00	\$0.00	\$0.00	\$0.00	\$0.00	\$0.00
Interest 2015	\$0.00	\$0.00	\$0.00	\$0.00	\$0.00	\$0.00	\$0.00	\$0.00	\$0.00	\$0.00	\$0.00	\$0.00	\$0.00
Levied Tax 2016	\$0.00	\$0.00	\$0.00	\$0.00	\$0.00	\$0.00	\$0.00	\$0.00	\$0.00	\$0.00	\$0.00	\$0.00	\$0.00
Interest 2016	\$0.00	\$0.00	\$0.00	\$0.00	\$0.00	\$0.00	\$0.00	\$0.00	\$0.00	\$0.00	\$0.00	\$0.00	\$0.00
Levied Tax 2017	\$0.00	\$0.00	\$0.00	\$0.00	\$0.00	\$0.00	\$0.00	\$0.00	\$0.00	\$0.00	\$0.00	\$0.00	\$0.00
Interest 2017	\$0.00	\$0.00	\$0.00	\$0.00	\$0.00	\$0.00	\$0.00	\$0.00	\$0.00	\$0.00	\$0.00	\$0.00	\$0.00
Levied Tax 2018	\$0.00	\$0.00	\$0.00	\$0.00	\$0.00	\$0.00	\$0.00	\$0.00	\$0.00	\$0.00	\$0.00	\$0.00	\$0.00
Interest 2018	\$0.00	\$0.00	\$0.00	\$0.00	\$0.00	\$0.00	\$0.00	\$0.00	\$0.00	\$0.00	\$0.00	\$0.00	\$0.00
Levied Tax 2019	\$0.00	\$0.00	\$0.00	\$0.00	\$0.00	\$0.00	\$0.00	\$0.00	\$0.00	\$0.00	\$0.00	\$0.00	\$0.00
Interest 2019	\$0.00	\$0.00	\$0.00	\$0.00	\$0.00	\$0.00	\$0.00	\$0.00	\$0.00	\$0.00	\$0.00	\$0.00	\$0.00
Levied Tax 2020	\$0.00	\$0.00	\$318.72	\$0.00	\$0.00	\$0.00	\$0.00	\$0.00	\$0.00	\$0.00	\$0.00	\$0.00	\$318.72
Interest 2020	\$0.00	\$0.00	\$56.21	\$0.00	\$0.00	\$0.00	\$0.00	\$0.00	\$0.00	\$0.00	\$0.00	\$0.00	\$56.21
Levied Tax 2021	\$1,675,720.17	\$266,902.02	\$31,680.53	\$5,111.61	\$0.00	\$0.00	\$0.00	\$0.00	\$0.00	\$0.00	\$0.00	\$0.00	\$1,979,414.33
Interest 2021	\$66.61	\$1,176.05	\$1,076.08	\$195.93	\$0.00	\$0.00	\$0.00	\$0.00	\$0.00	\$0.00	\$0.00	\$0.00	\$2,514.67
Vehicle Tax 2010	\$0.00	\$0.00	\$0.00	\$0.00	\$0.00	\$0.00	\$0.00	\$0.00	\$0.00	\$0.00	\$0.00	\$0.00	\$0.00
Vehicle Tax 2011	\$0.00	\$0.00	\$0.00	\$0.00	\$0.00	\$0.00	\$0.00	\$0.00	\$0.00	\$0.00	\$0.00	\$0.00	\$0.00
Vehicle Tax 2012	\$0.00	\$0.00	\$0.00	\$0.00	\$0.00	\$0.00	\$0.00	\$0.00	\$0.00	\$0.00	\$0.00	\$0.00	\$0.00
Vehicle Tax 2013	\$0.00	\$0.00	\$0.00	\$0.00	\$0.00	\$0.00	\$0.00	\$0.00	\$0.00	\$0.00	\$0.00	\$0.00	\$0.00
Vehicle Tax 2014	\$0.00	\$0.00	\$0.00	\$0.00	\$0.00	\$0.00	\$0.00	\$0.00	\$0.00	\$0.00	\$0.00	\$0.00	\$0.00
Vehicle Tax 2015	\$0.00	\$0.00	\$0.00	\$0.00	\$0.00	\$0.00	\$0.00	\$0.00	\$0.00	\$0.00	\$0.00	\$0.00	\$0.00
Vehicle Tax 2016	\$0.00	\$0.00	\$0.00	\$0.00	\$0.00	\$0.00	\$0.00	\$0.00	\$0.00	\$0.00	\$0.00	\$0.00	\$0.00
Vehicle Tax 2017	\$0.00	\$0.00	\$0.00	\$0.00	\$0.00	\$0.00	\$0.00	\$0.00	\$0.00	\$0.00	\$0.00	\$0.00	\$0.00
Vehicle Tax 2018	\$0.00	\$0.00	\$0.00	\$0.00	\$0.00	\$0.00	\$0.00	\$0.00	\$0.00	\$0.00	\$0.00	\$0.00	\$0.00
Vehicle Tax 2019	\$0.00	\$0.00	\$0.00	\$0.00	\$0.00	\$0.00	\$0.00	\$0.00	\$0.00	\$0.00	\$0.00	\$0.00	\$0.00
Vehicle Tax 2020	\$0.00	\$0.00	\$0.00	\$0.00	\$0.00	\$0.00	\$0.00	\$0.00	\$0.00	\$0.00	\$0.00	\$0.00	\$0.00
Vehicle Tax 2021	\$22,013.80	\$19,108.11	\$18,847.37	\$24,211.55	\$0.00	\$0.00	\$0.00	\$0.00	\$0.00	\$0.00	\$0.00	\$0.00	\$84,180.83
Homestead Exemption	\$0.00	\$0.00	\$0.00	\$0.00	\$0.00	\$0.00	\$0.00	\$0.00	\$0.00	\$0.00	\$0.00	\$0.00	\$0.00
Property Tax Credit	\$0.00	\$0.00	\$0.00	\$0.00	\$0.00	\$0.00	\$0.00	\$0.00	\$0.00	\$0.00	\$0.00	\$0.00	\$0.00
Property Tax Total	\$1,697,800.58	\$287,186.18	\$51,978.91	\$29,519.09	\$0.00	\$0.00	\$0.00	\$0.00	\$0.00	\$0.00	\$0.00	\$0.00	\$2,066,484.76
Pro-Rata Vehicle	\$0.00	\$1,749.12	\$0.00	\$0.00	\$0.00	\$0.00	\$0.00	\$0.00	\$0.00	\$0.00	\$0.00	\$0.00	\$1,749.12
Carline Tax	\$311.03	\$0.00	\$0.00	\$0.00	\$0.00	\$0.00	\$0.00	\$0.00	\$0.00	\$0.00	\$0.00	\$0.00	\$311.03
Co-Court Fines & Lic	\$2,273.17	\$802.58	\$1,038.23	\$2,790.24	\$0.00	\$0.00	\$0.00	\$0.00	\$0.00	\$0.00	\$0.00	\$0.00	\$6,904.22
Penalties	\$0.00	\$0.00	\$0.00	\$0.00	\$0.00	\$0.00	\$0.00	\$0.00	\$0.00	\$0.00	\$0.00	\$0.00	\$0.00
Railroad Money	\$0.00	\$0.00	\$0.00	\$0.00	\$0.00	\$0.00	\$0.00	\$0.00	\$0.00	\$0.00	\$0.00	\$0.00	\$0.00
In Lieu of Tax/Pub Power	\$0.00	\$0.00	\$0.00	\$0.00	\$0.00	\$0.00	\$0.00	\$0.00	\$0.00	\$0.00	\$0.00	\$0.00	\$0.00
Police Court Fines	\$0.00	\$0.00	\$0.00	\$0.00	\$0.00	\$0.00	\$0.00	\$0.00	\$0.00	\$0.00	\$0.00	\$0.00	\$0.00
Nameplate Capacity Tax	\$0.00	\$0.00	\$0.00	\$0.00	\$0.00	\$0.00	\$0.00	\$0.00	\$0.00	\$0.00	\$0.00	\$0.00	\$0.00
Other Taxes Total	\$2,584.20	\$2,551.70	\$1,038.23	\$2,790.24	\$0.00	\$0.00	\$0.00	\$0.00	\$0.00	\$0.00	\$0.00	\$0.00	\$8,964.37
TOTAL COLLECTED	\$1,700,384.78	\$289,737.88	\$53,017.14	\$32,309.33	\$0.00	\$0.00	\$0.00	\$0.00	\$0.00	\$0.00	\$0.00	\$0.00	\$2,075,449.13

Prepared by:

Approved by:


Date Prepared:



12/16/2022

Recap of Property Taxes
 (Includes Real Estate, Personal, Special, Motor Vehicle, & Homestead Exemption Collections)

Month	2018-2019		2019-2020		2020-2021		2021-2022		2022-2023	
	Collected	YTD%	Collected	YTD%	Collected	YTD%	Collected	YTD%	Collected	YTD%
SEPTEMBER	\$1,536,236.05	22.70%	\$1,781,105.11	24.65%	\$1,673,960.78	22.39%	\$1,764,637.45	23.60%	\$1,697,800.58	22.96%
OCTOBER	\$218,749.09	25.93%	\$383,583.52	29.96%	\$455,129.64	28.48%	\$210,303.20	26.42%	\$287,186.18	26.85%
NOVEMBER	\$117,622.74	27.67%	\$49,316.08	30.65%	\$35,947.83	28.96%	\$25,411.64	26.76%	\$51,978.91	27.55%
DECEMBER	\$26,527.18	28.06%	\$23,425.25	30.97%	\$22,225.93	29.26%	\$27,780.73	27.13%	\$51,978.91	27.55%
JANUARY	\$1,233,519.48	46.29%	\$1,106,083.07	46.28%	\$1,096,222.57	43.92%	\$1,139,902.64	42.37%	\$29,519.09	27.95%
FEBRUARY	\$580,559.34	54.87%	\$645,698.72	55.22%	\$642,407.47	52.51%	\$676,995.15	51.43%		
MARCH	\$76,025.96	55.99%	\$76,392.49	56.28%	\$112,762.94	54.02%	\$161,868.77	53.60%		
APRIL	\$416,804.53	62.15%	\$771,612.49	66.96%	\$810,684.10	64.86%	\$693,674.05	62.87%		
MAY	\$2,228,410.13	95.08%	\$1,990,514.40	94.51%	\$2,041,491.20	92.17%	\$1,687,089.38	85.44%		
JUNE	\$711,926.55	105.60%	\$564,776.14	102.33%	\$691,100.88	101.41%	\$927,016.59	97.84%		
JULY	\$41,512.10	106.22%	\$82,809.79	103.48%	\$352,297.59	106.13%	\$61,161.04	98.66%		
AUGUST	\$86,415.20	107.49%	\$79,307.96	104.57%	\$93,942.92	107.38%	\$74,300.02	99.65%		
YTD TOTAL	\$ 7,274,308.35	107.49%	\$ 7,554,625.02	104.57%	\$ 8,028,173.85	107.38%	\$ 7,450,140.66	99.65%	\$ 2,066,484.76	27.95%
BUDGET	\$ 6,767,152.00		\$ 7,224,154.00		\$ 7,476,205.00		\$ 7,476,205.00		\$7,393,939.00	
%/BUDGET	107.49%		104.57%		107.38%		99.65%		27.95%	

Prepared by: _____
 Approved by: 
 Date Prepared: 12/6/2022

Reporting Period: 11/01/22-11/30/22

EXPENDITURES MONTH GROUP REPORT/BOARD OF
11/2022

GENERAL FUND EXPENDITURES MONTH GROUP REPORT - NOVEMBER 2022

Account Number	Account Description	Budgeted Amount	Expended During Month	Expenditures Year to Date	% of Budget Spent	Adjusted Balance
01	GENERAL FUND					
1100	REGULAR INSTRUCTIONAL PROGRAMS					
100	OVERTIME SALARIES NON-	2,943,488.00	214,558.77	641,624.74	21.80	2,301,863.26
200	RETIREMENT NON-INSTRUCTIONAL	1,449,305.00	103,265.85	343,482.85	23.70	1,105,822.15
300	380	45,500.00	1,081.24	6,397.00	22.34	39,103.00
400	BUS REPAIRS AND MTNCE	92,000.00	16,305.02	37,284.19	41.90	54,715.81
500	TRAVEL EXPENSE AND MILEAGE	4,600.00	600.00	818.00	17.78	3,782.00
600	BOOKS, TEXTBOOKS & PERIODICALS	127,000.00	5,997.47	67,485.03	59.42	59,514.97
700	730	48,000.00	4,610.95	25,329.44	63.08	22,670.56
800	MISC OBJECTS	12,950.00	1,011.95	2,905.83	29.17	10,044.17
1100	ALL INSTRUCTION	4,722,843.00	347,431.25	1,125,327.08	24.23	3,597,515.92
1200	SPECIAL EDUCATION PROGRAMS					
100	OVERTIME SALARIES NON-	492,417.00	44,657.02	135,145.20	27.45	357,271.80
200	HEALTH BENEFITS NON-	251,591.00	20,026.02	61,576.57	24.47	190,014.43
300	PROFESSIONAL SERVICES	92,000.00	2,625.00	5,250.00	5.71	86,750.00
500	TUITION (TYKE)	1,311,250.00	72,259.02	179,646.22	13.70	1,131,603.78
600	BOOKS, TEXTBOOKS & PERIODICALS	6,000.00	130.91	2,588.37	43.14	3,411.63
700	730	8,000.00	188.79	1,231.07	22.26	6,768.93
1200	ALL INSTRUCTION	2,161,258.00	139,886.76	385,437.43	17.86	1,775,820.57
1300	DRIVERS EDUCATION					
100	SALARIES NON-INSTRUCTIONAL	6,100.00	506.67	1,520.01	24.92	4,579.99
200	RETIREMENT NON-INSTRUCTIONAL	1,150.00	88.81	266.42	23.17	883.58
1300	ALL INSTRUCTION	7,250.00	595.48	1,786.43	24.64	5,463.57
2100	SUPPORT SERVICES/PUPIL SERVICE					
100	ADDITIONAL COMPENSATION NON-	387,600.00	32,254.32	97,122.91	25.06	290,477.09
200	RETIREMENT NON-INSTRUCTIONAL	142,129.00	10,078.83	30,628.23	21.55	111,560.77
300	380	406,100.00	48,128.79	90,162.97	22.20	315,937.03
400	BUS REPAIRS AND MTNCE	10,000.00	0.00	0.00	0.00	10,000.00
500	TRAVEL EXPENSE AND MILEAGE	357,200.00	718.90	1,093.90	0.31	356,106.10
600	ENERGY-FUEL	58,500.00	3,058.41	7,729.10	13.33	50,770.90
800	MISC OBJECTS	44,100.00	1,531.60	21,839.09	50.58	22,260.91
2100	SUPPORT SERVICES	1,405,629.00	95,770.85	248,576.20	17.72	1,157,052.80
2200	SUPPORT SERVICES/LIBRARY-MEDIA					
100	OVERTIME SALARIES NON-	97,390.00	7,444.96	25,383.48	26.06	72,006.52
200	RETIREMENT NON-INSTRUCTIONAL	41,325.00	3,327.36	10,487.48	25.38	30,837.52
300	380	16,000.00	220.00	610.00	3.81	15,390.00
500	TRAVEL EXPENSE AND MILEAGE	2,600.00	0.00	45.00	1.73	2,555.00
600	BOOKS, TEXTBOOKS & PERIODICALS	16,350.00	0.00	2,281.00	16.10	14,069.00
700	730	3,000.00	0.00	0.00	0.00	3,000.00
800	MISC OBJECTS	7,750.00	0.00	14,200.00	183.23	(6,450.00)

EXPENDITURES MONTH GROUP REPORT/BOARD OF
11/2022

GENERAL FUND EXPENDITURES MONTH GROUP REPORT - NOVEMBER 2022

Account Number	Account Description	Budgeted Amount	Expended During Month	Expenditures Year to Date	% of Budget Spent	Adjusted Balance
2200	SUPPORT SERVICES	184,415.00	10,992.32	53,006.96	28.93	131,408.04
2300	SUPPORT SERVICES-GEN ADMIN					
100	OVERTIME SALARIES NON-	181,975.00	15,311.57	46,319.86	25.45	135,655.14
200	290	56,459.00	4,542.94	13,696.33	24.26	42,762.67
300	310	29,200.00	157.50	1,647.50	5.64	27,552.50
400	BUS REPAIRS AND MTNCE	2,200.00	480.38	849.98	38.64	1,350.02
500	TRAVEL EXPENSE AND MILEAGE	13,000.00	329.87	1,113.99	9.34	11,886.01
600	SUPPLIES	2,500.00	134.54	1,147.07	45.88	1,352.93
800	MISC OBJECTS	17,300.00	80.32	3,847.08	22.24	13,452.92
2300	SUPPORT SERVICES	302,634.00	21,037.12	68,621.81	22.71	234,012.19
2400	OFFICE OF PRINCIPAL					
100	ADDITIONAL COMPENSATION NON-	400,020.00	34,169.03	105,395.07	26.35	294,624.93
200	HEALTH BENEFITS NON-	181,206.00	13,636.61	41,416.06	22.86	139,789.94
300	380	2,550.00	0.00	1,935.00	75.88	615.00
500	TRAVEL EXPENSE AND MILEAGE	3,400.00	288.00	863.06	25.38	2,536.94
600	SUPPLIES	3,000.00	0.00	84.81	2.83	2,915.19
800	MISC OBJECTS	6,000.00	48.48	1,662.40	27.71	4,337.60
2400	SUPPORT SERVICES	596,176.00	48,142.12	151,356.40	25.39	444,819.60
2500	SUPPORT SERVICES-GEN BUSINESS					
100	OVERTIME SALARIES NON-	55,000.00	4,877.25	16,309.65	29.65	38,690.35
200	WORKER'S COMP NON-INSTRUCTIONAL	54,356.00	4,505.83	17,519.58	32.23	36,836.42
300	PROFESSIONAL SERVICES	6,000.00	100.00	900.00	15.00	5,100.00
400	BUS REPAIRS AND MTNCE	8,500.00	675.38	1,481.18	17.67	7,018.82
500	TRAVEL EXPENSE AND MILEAGE	121,100.00	9,592.86	29,032.57	23.97	92,067.43
600	SUPPLIES	8,000.00	124.00	147.88	10.92	7,852.12
700	730	4,000.00	(33.38)	252.43	6.31	3,747.57
800	DUES AND FEES	500.00	0.00	150.00	80.00	350.00
2500	SUPPORT SERVICES	257,456.00	19,841.94	65,793.29	25.94	191,662.71
2600	SUPPORT SERVICES-BLDGS & SITES					
100	OVERTIME SALARIES NON-	230,000.00	22,031.02	68,094.53	29.61	161,905.47
200	RETIREMENT NON-INSTRUCTIONAL	154,695.00	13,977.60	42,283.56	27.33	112,411.44
300	PROFESSIONAL SERVICES	43,800.00	481.59	3,123.85	7.13	40,676.15
400	BUS REPAIRS AND MTNCE	141,000.00	7,693.85	32,035.66	23.00	108,964.34
500	TRAVEL EXPENSE AND MILEAGE	5,000.00	68.00	202.20	4.04	4,797.80
600	SUPPLIES	313,500.00	22,005.40	69,828.24	23.07	243,671.76
700	730	130,000.00	878.20	4,703.03	3.62	125,296.97
800	MISC OBJECTS	151,033.00	91.67	136.62	0.09	150,896.38
2600	SUPPORT SERVICES	1,169,028.00	67,227.33	220,407.69	19.10	948,620.31
2700	SUPPORT SERVICES-PUPIL TRANS					

EXPENDITURES MONTH GROUP REPORT/BOARD OF
11/2022

GENERAL FUND EXPENDITURES MONTH GROUP REPORT - NOVEMBER 2022

Account Number	Account Description	Budgeted Amount	Expended During Month	Expenditures Year to Date	% of Budget Spent	Adjusted Balance
100	SALARIES NON-INSTRUCTIONAL	163,540.00	12,993.97	39,508.12	24.16	124,031.88
200	RETIREMENT NON-INSTRUCTIONAL	56,342.00	2,865.06	8,687.39	15.42	47,654.61
300	330	24,500.00	1,600.95	3,741.61	16.06	20,758.39
400	BUS REPAIRS AND MTNCE	71,000.00	4,171.16	16,037.34	24.27	54,962.66
500	STUDENT TRANSPORTATION SVS.	24,500.00	0.00	154.28	0.63	24,345.72
600	ENERGY-FUEL	86,500.00	4,786.66	14,470.38	16.73	72,029.62
700	730	60,000.00	0.00	0.00	0.00	60,000.00
800	MISC OBJECTS	4,700.00	0.00	2,096.15	89.93	2,603.85
2700	SUPPORT SERVICES	491,082.00	26,417.80	84,695.27	17.96	406,386.73
3300	COMMUNITY SERVICES OPERATIONS					
800	MISC OBJECTS	15,000.00	1,543.50	13,397.50	89.32	1,602.50
3300	COMMUNITY SERVICES	15,000.00	1,543.50	13,397.50	89.32	1,602.50
3500	HIGH ABILITY LEARNING					
100	SALARIES NON-INSTRUCTIONAL	2,800.00	0.00	0.00	0.00	2,800.00
200	RETIREMENT NON-INSTRUCTIONAL	500.00	0.00	0.00	0.00	500.00
600	SUPPLIES	100.00	0.00	3,200.00	3,200.00	(3,100.00)
700	730	1,800.00	0.00	0.00	0.00	1,800.00
800	DUES AND FEES	4,000.00	0.00	0.00	0.00	4,000.00
3500	COMMUNITY SERVICES	9,200.00	0.00	3,200.00	34.78	6,000.00
6200	TITLE I					
100	SALARIES TEMP NON-INSTRUCTIONAL	80,999.00	6,886.46	20,437.60	25.23	60,561.40
200	HEALTH BENEFITS NON-	41,150.00	3,419.94	10,220.94	24.84	30,929.06
300	PUPIL SERVICES	9,800.00	0.00	0.00	0.00	9,800.00
600	SUPPLIES	5,500.00	341.28	637.98	11.60	4,862.02
800	MISC OBJECTS	0.00	0.00	68.45	0.00	(68.45)
6200	FEDERAL SERVICES	137,449.00	10,647.68	31,364.97	22.82	106,084.03
6300	TITLE II TITLE VI					
100	SALARIES NON-INSTRUCTIONAL	0.00	0.00	0.00	0.00	0.00
200	HEALTH BENEFITS NON-	0.00	0.00	0.00	0.00	0.00
6300	FEDERAL SERVICES	0.00	0.00	0.00	0.00	0.00
6400	IDEA PART B					
300	PUPIL SERVICES	0.00	0.00	0.00	0.00	0.00
500	TUITION (TYKE)	174,923.00	0.00	0.00	0.00	174,923.00
6400	FEDERAL SERVICES	174,923.00	0.00	0.00	0.00	174,923.00
6900	OTHER FEDERAL SERVICES					
100	OVERTIME SALARIES NON-	95,298.00	6,919.94	20,540.20	21.55	74,757.80
200	RETIREMENT NON-INSTRUCTIONAL	46,819.00	3,443.01	10,293.51	21.99	36,525.49
300	PROFESSIONAL SERVICES	40,072.00	6,144.00	9,216.00	23.00	30,856.00
400	LEASE VEHICLE	40,650.00	0.00	40,675.00	100.06	(25.00)
600	SUPPLIES	0.00	6,970.64	43,511.81	0.00	(43,511.81)

EXPENDITURES MONTH GROUP REPORT/BOARD OF
 11/2022

GENERAL FUND EXPENDITURES MONTH GROUP REPORT - NOVEMBER 2022

Account Number	Account Description	Budgeted Amount	Expended During Month	Expenditures Year to Date	% of Budget Spent	Adjusted Balance
700 730		206,665.00	4,145.42	39,426.42	19.08	167,238.58
6900	FEDERAL SERVICES	429,504.00	27,624.01	163,562.94	39.32	265,841.06
8000	TRANSFERS					
900 910		0.00	0.00	30,000.00	0.00	(30,000.00)
8000	TRANSFERS	0.00	0.00	30,000.00	0.00	(30,000.00)
9000	NON-PROGRAMMED CHARGES					
100	SALARIES NON-INSTRUCTIONAL	0.00	1,715.00	1,715.00	0.00	(1,715.00)
200	RETIREMENT NON-INSTRUCTIONAL	0.00	300.56	300.56	0.00	(300.56)
800	MISC OBJECTS	0.00	0.00	0.00	0.00	0.00
9000	NON-PROGRAMMED CHARGES	0.00	2,015.56	2,015.56	0.00	(2,015.56)
01	GENERAL FUND	12,063,847.00	819,173.72	2,648,649.53	22.23	9,415,197.47

ACTIVITY FUND BALANCE REPORT - NOVEMBER 2022

Fund: 05 ACTIVITIES FUND		Chart of Account Description	Beginning Balance	Expenses	Revenues	Balance Change	Balance
Chart of Account Number							
05 704 0001		STUDENT FEES	20,011.48	500.00	0.00	0.00	19,511.48
05 704 0002		ATHLETICS	56,519.77	7,160.34	2,780.03	0.00	52,139.46
05 704 0003		CHEERLEADERS	1,702.97	16.98	0.00	0.00	1,685.99
05 704 0004		CONCESSIONS	6,240.37	1,308.81	1,768.75	0.00	6,700.31
05 704 0005		FC CLUB	37,079.39	2,121.35	6,562.00	0.00	41,520.04
05 704 0006		FFA	31,255.85	4,137.24	0.00	0.00	27,118.61
05 704 0007		FCCLA	19,435.49	615.94	0.00	0.00	18,819.55
05 704 0008		FBLA	4,885.27	209.24	75.00	0.00	4,751.03
05 704 0009		BAND	3,771.67	0.00	2,775.00	0.00	6,546.67
05 704 0011		NHS/STUCO	583.88	0.00	0.00	0.00	583.88
05 704 0014		FAMILY & CONSUMER SCIENCE	150.54	0.00	0.00	0.00	150.54
05 704 0015		AG SHOP	4,762.18	0.00	0.00	0.00	4,762.18
05 704 0017		ART	2,158.40	0.00	0.00	0.00	2,158.40
05 704 0018		CLOSE-UP	523.27	0.00	0.00	0.00	523.27
05 704 0019		FOREIGN LANGUAGE	2,567.59	0.00	0.00	0.00	2,567.59
05 704 0021		HIGH SCHOOL LIBRARY	1,497.62	0.00	0.00	0.00	1,497.62
05 704 0022		INDUSTRIAL TECH	989.25	294.05	210.90	0.00	906.10
05 704 0024		ONE-ACT	6,924.44	3,185.72	2,870.00	0.00	6,608.72
05 704 0025		PRINCIPAL'S ACCOUNT	824.13	25.75	0.00	0.00	798.38
05 704 0027		MILK MACHINE	2,764.94	23.79	0.00	0.00	2,741.15
05 704 0029		COF GRANT	1.21	0.00	0.00	0.00	1.21
05 704 0030		ELEMENTARY LIBRARY	1,361.89	0.00	0.00	0.00	1,361.89
05 704 0035		ELEMENTARY SCHOOL	6,427.66	76.00	245.00	0.00	6,596.66
05 704 0040		SPEECH	1,261.65	1,471.29	1,459.00	0.00	1,249.36
05 704 0045		BIOLOGY ACCOUNT	293.94	0.00	0.00	0.00	293.94
05 704 0047		TESTS	2,181.49	0.00	75.00	0.00	2,256.49
05 704 0048		OUTDOOR CLASSROOM PROJECT	7,930.65	0.00	0.00	0.00	7,930.65
05 704 0052		CLASS OF 2024	4,092.03	0.00	0.00	0.00	4,092.03
05 704 0053		CLASS OF 2025	1,629.01	0.00	0.00	0.00	1,629.01
05 704 0054		CLASS OF 2026	240.00	0.00	150.00	0.00	390.00
05 704 0078		CLASS OF 2022	74.61	0.00	0.00	0.00	74.61
05 704 0079		CLASS OF 2023	(118.21)	0.00	0.00	0.00	(118.21)
05 704 0080		MS STUDENT COUNCIL	4,093.70	515.90	350.00	0.00	3,927.80
05 704 0081		MS PRINCIPAL'S FUND	461.98	0.00	146.00	0.00	607.98
05 704 0082		MS LIBRARY	2,280.92	2,554.10	2,457.96	0.00	2,184.78
05 704 0084		MS MUSIC	2,148.83	0.00	0.00	0.00	2,148.83
05 704 0085		MS ART	17.08	0.00	0.00	0.00	17.08

ACTIVITY FUND BALANCE REPORT - NOVEMBER 2022

Fund: 05 ACTIVITIES FUND

Chart of Account Number	Chart of Account Description	Beginning Balance	Expenses	Revenues	Balance Change	Balance
05 704 0086	MS PACK	2,479.50	368.63	373.00	0.00	2,483.87
05 704 0087	MS BAND	(337.87)	0.00	0.00	0.00	(337.87)
05 704 0097	MABEL NEDZA SCHOLARSHIP FUND	110,952.13	0.00	98.34	0.00	111,050.47
05 704 0098	CLEARING	9,436.41	4,962.00	519.00	0.00	4,993.41
05 704 0099	INTEREST	6,457.46	0.00	25.90	0.00	6,483.36
Fund Total: 05		368,014.57	29,547.13	22,940.88	0.00	361,408.32

ACTIVITY FUND BALANCE REPORT - SEPTEMBER 1 2022 TO NOVEMBER 30 2022

Fund: 05 ACTIVITIES FUND

Chart of Account Number	Chart of Account Description	Beginning Balance	Expenses	Revenues	Balance Change	Balance
05 704 0001	STUDENT FEES	15,401.48	1,100.00	5,210.00	0.00	19,511.48
05 704 0002	ATHLETICS	34,504.67	29,171.24	46,806.03	0.00	52,139.46
05 704 0003	CHEERLEADERS	1,288.84	1,059.85	1,457.00	0.00	1,685.99
05 704 0004	CONCESSIONS	2,758.41	12,948.76	16,890.66	0.00	6,700.31
05 704 0005	FC CLUB	32,285.62	11,260.08	20,494.50	0.00	41,520.04
05 704 0006	FFA	32,652.96	7,861.35	2,327.00	0.00	27,118.61
05 704 0007	FCCLA	19,809.87	3,070.32	2,080.00	0.00	18,819.55
05 704 0008	FBLA	3,158.27	299.24	1,892.00	0.00	4,751.03
05 704 0009	BAND	2,131.67	0.00	4,415.00	0.00	6,546.67
05 704 0011	NHS/STUCO	501.69	508.81	591.00	0.00	583.88
05 704 0014	FAMILY & CONSUMER SCIENCE	150.54	0.00	0.00	0.00	150.54
05 704 0015	AG SHOP	4,762.18	0.00	0.00	0.00	4,762.18
05 704 0017	ART	2,158.40	0.00	0.00	0.00	2,158.40
05 704 0018	CLOSE-UP	523.27	0.00	0.00	0.00	523.27
05 704 0019	FOREIGN LANGUAGE	2,467.59	0.00	100.00	0.00	2,567.59
05 704 0021	HIGH SCHOOL LIBRARY	1,497.62	0.00	0.00	0.00	1,497.62
05 704 0022	INDUSTRIAL TECH	1,483.74	788.54	210.90	0.00	906.10
05 704 0024	ONE-ACT	5,382.92	5,465.20	6,691.00	0.00	6,608.72
05 704 0025	PRINCIPAL'S ACCOUNT	193.77	449.75	1,054.36	0.00	798.38
05 704 0027	MILK MACHINE	2,905.84	164.69	0.00	0.00	2,741.15
05 704 0029	COF GRANT	1.21	0.00	0.00	0.00	1.21
05 704 0030	ELEMENTARY LIBRARY	1,361.89	0.00	0.00	0.00	1,361.89
05 704 0035	ELEMENTARY SCHOOL	6,448.66	517.00	665.00	0.00	6,596.66
05 704 0040	SPEECH	1,261.65	1,471.29	1,459.00	0.00	1,249.36
05 704 0045	BIOLOGY ACCOUNT	293.84	0.00	0.00	0.00	293.84
05 704 0047	TESTS	2,181.49	0.00	75.00	0.00	2,256.49
05 704 0048	OUTDOOR CLASSROOM PROJECT	7,930.65	0.00	0.00	0.00	7,930.65
05 704 0052	CLASS OF 2024	3,692.03	0.00	400.00	0.00	4,092.03
05 704 0053	CLASS OF 2025	1,469.01	0.00	160.00	0.00	1,629.01
05 704 0054	CLASS OF 2026	90.00	0.00	300.00	0.00	390.00
05 704 0078	CLASS OF 2022	74.61	0.00	0.00	0.00	74.61
05 704 0079	CLASS OF 2023	(118.21)	0.00	0.00	0.00	(118.21)
05 704 0080	MS STUDENT COUNCIL	3,913.45	680.65	695.00	0.00	3,927.80
05 704 0081	MS PRINCIPAL'S FUND	226.80	1,107.76	1,488.94	0.00	607.98
05 704 0082	MS LIBRARY	2,287.02	2,560.20	2,457.96	0.00	2,184.78
05 704 0084	MS MUSIC	2,148.83	0.00	0.00	0.00	2,148.83
05 704 0085	MS ART	17.08	0.00	0.00	0.00	17.08

ACTIVITY FUND BALANCE REPORT - SEPTEMBER 1 2022 TO NOVEMBER 30 2022

Fund: 05 ACTIVITIES FUND

Chart of Account Number	Chart of Account Description	Beginning Balance	Expenses	Revenues	Balance Change	Balance
05 704 0086	MS PACK	1,934.42	2,364.42	2,913.87	0.00	2,483.87
05 704 0087	MS BAND	(337.87)	0.00	0.00	0.00	(337.87)
05 704 0087	MABEL NEDZA SCHOLARSHIP FUND	112,258.55	1,500.00	291.92	0.00	111,050.47
05 704 0088	CLEARING	4,993.41	4,962.00	4,962.00	0.00	4,993.41
05 704 0089	INTEREST	6,431.04	0.00	52.32	0.00	6,483.36
Fund Total: 05		324,579.01	89,311.15	126,140.46	0.00	361,408.32

Fillmore Co. School District #30-0025

BUILDING FUND RECAP

BEGINNING FISCAL BALANCE: (9-1-2022)

\$929,125.13

Reporting Period: November 1-30 2022

	SEP	OCT	NOV	DEC	JAN	FEB	MAR	APR	MAY	JUNE	JULY	AUG	TOTAL
RECEIPTS													
Sink Fund-Co. Treas.	\$143,472.63	\$23,096.86	\$2,830.32	\$0.00	\$0.00	\$0.00	\$0.00	\$0.00	\$0.00	\$0.00	\$0.00	\$0.00	\$169,399.81
Interest	\$207.62	\$230.25	\$224.60	\$0.00	\$0.00	\$0.00	\$0.00	\$0.00	\$0.00	\$0.00	\$0.00	\$0.00	\$662.47
Interest on CD	\$0.00	\$0.00	\$0.00	\$0.00	\$0.00	\$0.00	\$0.00	\$0.00	\$0.00	\$0.00	\$0.00	\$0.00	\$0.00
CD	\$0.00	\$0.00	\$0.00	\$0.00	\$0.00	\$0.00	\$0.00	\$0.00	\$0.00	\$0.00	\$0.00	\$0.00	\$0.00
TOTAL	\$143,680.25	\$23,327.11	\$3,054.92	\$0.00	\$0.00	\$0.00	\$0.00	\$0.00	\$0.00	\$0.00	\$0.00	\$0.00	\$170,062.28
DISBURSEMENTS													
Fillmore County Treasurer	\$0.00	\$4,695.44	\$0.00	\$0.00	\$0.00	\$0.00	\$0.00	\$0.00	\$0.00	\$0.00	\$0.00	\$0.00	\$4,695.44
Engineering Technologies Inc	\$0.00	\$0.00	\$0.00	\$0.00	\$0.00	\$0.00	\$0.00	\$0.00	\$0.00	\$0.00	\$0.00	\$0.00	\$0.00
Genesis Contracting Group	\$0.00	\$0.00	\$0.00	\$0.00	\$0.00	\$0.00	\$0.00	\$0.00	\$0.00	\$0.00	\$0.00	\$0.00	\$0.00
34 Electric	\$0.00	\$0.00	\$0.00	\$0.00	\$0.00	\$0.00	\$0.00	\$0.00	\$0.00	\$0.00	\$0.00	\$0.00	\$0.00
CD	\$0.00	\$0.00	\$0.00	\$0.00	\$0.00	\$0.00	\$0.00	\$0.00	\$0.00	\$0.00	\$0.00	\$0.00	\$0.00
TOTAL	\$0.00	\$4,695.44	\$0.00	\$0.00	\$0.00	\$0.00	\$0.00	\$0.00	\$0.00	\$0.00	\$0.00	\$0.00	\$4,695.44

CURRENT YEAR-TO-DATE BALANCE:


\$1,094,491.97

Current Checking Balance

\$1,094,491.97

Current CD Balance

\$0.00

PREPARED BY: 

APPROVED BY: 

DATE PREPARED: 12/2/2022

Hot Lunch Report

BEGINNING BALANCE

\$ 44,596.76

RECEIPTS

	Current Month 11/1/22	Received to Date
Students	\$13,771.00	\$65,603.65
Adults	\$669.55	\$1,321.80
Federal Reimbursement	\$22,916.67	\$68,661.65
State Reimbursement	\$1,607.22	\$1,607.22
District Transfer	\$0.00	\$0.00
Milk/Other	\$238.00	\$3,662.00
Interest	\$15.22	\$60.53
	<hr/>	<hr/>
Total	\$39,217.66	\$140,916.85

EXPENSES

	Current Month 12/1/22	Spent to Date
Labor	\$20,521.07	\$63,164.93
Food	\$31,855.44	\$100,486.57
Equipment	\$1,399.50	\$2,682.42
Supplies	\$1,925.48	\$7,755.70
Check Write Off's	\$0.00	\$0.00
Ticket Refund	\$0.00	\$176.20
Misc. Expenses	\$504.30	\$604.30
Returned Checks	\$0.00	\$0.00
	<hr/>	<hr/>
Total	\$56,205.79	\$174,870.12

ENDING BALANCE

\$ 27,608.63

Vehicle Transportation Report

LARGE BUSES

		Odometer 11/1/2022	Odometer 12/1/2022	Miles Driven
Bus #1	Thomas (2012)	175,448	175,770	322
Bus #2	Thomas (2012)	153,787	153,875	88
Bus #7	Thomas (2015)	184,579	186,336	1,757
Bus #8	Thomas (2016)	151,773	154,377	2,604
Bus #9	Thomas (2020)	73,480	75,890	2,410
Bus #10	Thomas (2020)	50,451	52,046	1,595
Bus #11	Thomas (2022)	10,454	10,755	301
			Total	9,077

SPECIAL EDUCATION VEHICLES

		Odometer 11/1/2022	Odometer 12/1/2022	Miles Driven
Mini-Bus #1	Thomas (2012)	128,946	129,876	930
Mini-Bus #2	Chevrolet (2016)	14,283	14,489	206
Suburban #2	Chevrolet (2004)	164,208	164,208	0
Grey Van	Chevrolet (2011)	115,275	115,382	107
			Total	1,243

ACTIVITY VEHICLES

		Odometer 11/1/2022	Odometer 12/1/2022	Miles Driven
Suburban #3	Chevrolet (2016)	96,113	97,547	1,434
Suburban #4	Chevrolet (2016)	87,228	89,634	2,406
White Van	Chevrolet (2010)	127,915	128,028	113
			Total	3,953

MAINTENANCE VEHICLES

		Odometer 11/1/2022	Odometer 12/1/2022	Miles Driven
Van 100	Ford (1999) Elementary	170,072	170,162	90
Van 101	Ford (1998) High School	133,871	133,871	0
Van 102	Dodge (1998) Middle School	86,857	86,877	20
Pickup	Chevrolet (2013) Grounds	103,474	103,881	407
			Total	517

Natural Gas

	Elementary				Middle School				High School				Downtown Gym							
	18-19	19-20	20-21	21-22	22-23	18-19	19-20	20-21	21-22	22-23	18-19	19-20	20-21	21-22	22-23	18-19	19-20	20-21	21-22	22-23
Sept	\$19	\$100	\$33	\$180	\$846	\$19	\$188	\$189	\$1,896	\$616	\$92	\$175	\$158	\$3,748	\$235	\$39	\$118	\$109	\$782	\$533
Oct	\$89	\$92	\$0	\$24	\$236	\$371	\$197	\$0	\$110	\$613	\$201	\$206	\$0	\$644	\$1,025	\$140	\$116	\$0	\$88	\$540
Nov	\$100	\$91	\$99	\$0	\$339	\$223	\$183	\$615	\$0	\$878	\$202	\$301	\$1,172	\$0	\$1,624	\$137	\$96	\$248	\$0	\$596
Dec	\$142	\$66	\$115	\$52	\$443	\$657	\$640	\$813	\$306	\$1,236	\$1,665	\$1,257	\$1,831	\$258	\$2,623	\$344	\$256	\$335	\$170	\$592
Jan	(\$905)	\$10	\$108	\$108	\$0	(\$926)	\$1,121	\$1,164	\$471	\$0	(\$1,485)	\$2,112	\$2,564	\$234	\$0	(\$982)	\$663	\$697	\$228	\$0
Feb	\$1,413	\$474	\$0	\$222	\$0	\$1,834	\$1,611	\$0	\$2,383	\$0	\$4,029	\$2,950	\$0	\$5,335	\$0	\$1,011	\$988	\$0	\$1,090	\$0
Mar	\$1,014	\$169	\$157	\$420	\$0	\$1,275	\$1,119	\$1,648	\$4,649	\$0	\$2,762	\$4,568	\$3,707	\$10,233	\$0	\$194	\$1,876	\$989	\$2,800	\$0
Apr	\$1,721	\$140	\$157	\$196	\$0	\$2,322	\$1,650	\$1,851	\$2,086	\$0	\$4,422	\$3,801	\$4,348	\$4,395	\$0	\$1,255	\$975	\$1,138	\$1,335	\$0
May	\$1,280	\$0	\$213	\$176	\$0	\$1,711	\$0	\$2,338	\$1,992	\$0	\$3,021	\$0	\$4,842	\$4,296	\$0	\$873	\$0	\$1,453	\$1,268	\$0
June	\$437	\$111	\$0	\$125	\$0	\$1,019	\$1,452	\$0	\$1,498	\$0	\$1,650	\$3,269	\$0	\$2,978	\$0	\$433	\$859	\$0	\$545	\$0
July	\$146	\$94	\$0	\$256	\$0	\$585	\$1,266	\$0	\$1,115	\$0	\$971	\$2,421	\$0	\$2,124	\$0	\$221	\$605	\$0	\$761	\$0
Aug	\$104	\$35	\$253	\$710	\$0	\$232	\$314	\$253	\$753	\$0	\$312	\$594	\$253	\$1,255	\$0	\$116	\$149	\$253	\$584	\$0
Totals	\$5,560	\$1,382	\$1,135	\$2,469	\$1,864	\$9,322	\$9,741	\$8,871	\$17,259	\$3,343	\$17,842	\$21,654	\$18,875	\$35,500	\$5,507	\$3,781	\$6,701	\$5,222	\$9,651	\$2,261

Electricity

	Elementary				Middle School				High School				Downtown Gym							
	18-19	19-20	20-21	21-22	22-23	18-19	19-20	20-21	21-22	22-23	18-19	19-20	20-21	21-22	22-23	18-19	19-20	20-21	21-22	22-23
Sept	\$3,746	\$3,483	\$3,509	\$6,044	\$3,699	\$2,960	\$3,889	\$3,394	\$3,214	\$4,417	\$8,805	\$7,663	\$8,170	\$9,301	\$9,746	\$320	\$317	\$243	\$200	\$317
Oct	\$2,968	\$3,155	\$2,580	\$5,617	\$3,174	\$4,030	\$4,270	\$3,646	\$4,048	\$4,633	\$6,137	\$7,056	\$7,456	\$7,814	\$8,069	\$248	\$51	\$197	\$145	\$250
Nov	\$1,946	\$1,829	\$1,731	\$3,387	\$1,732	\$2,678	\$3,031	\$2,642	\$2,678	\$2,817	\$4,021	\$4,272	\$4,455	\$4,401	\$3,954	\$195	\$227	\$286	\$175	\$157
Dec	\$1,915	\$1,612	\$1,258	\$301	\$1,629	\$2,718	\$2,874	\$2,566	\$2,392	\$2,594	\$3,692	\$3,389	\$3,148	\$3,354	\$3,617	\$402	\$285	\$252	\$102	\$212
Jan	\$1,733	\$1,617	\$1,464	\$3,105	\$0	\$2,572	\$2,481	\$2,370	\$2,341	\$0	\$3,365	\$3,470	\$3,568	\$3,508	\$0	\$424	\$379	\$286	\$481	\$0
Feb	\$1,885	\$1,828	\$1,217	\$3,430	\$0	\$2,608	\$2,328	\$2,659	\$2,503	\$0	\$3,809	\$3,631	\$3,232	\$3,504	\$0	\$505	\$500	\$314	\$471	\$0
Mar	\$1,718	\$1,538	\$1,421	\$3,397	\$0	\$2,921	\$2,724	\$2,643	\$2,866	\$0	\$3,551	\$3,070	\$3,574	\$3,272	\$0	\$533	\$387	\$525	\$409	\$0
Apr	\$1,587	\$1,385	\$1,376	\$3,690	\$0	\$2,485	\$2,281	\$2,309	\$2,284	\$0	\$3,207	\$2,637	\$3,609	\$3,561	\$0	\$389	\$252	\$368	\$360	\$0
May	\$1,501	\$1,005	\$1,519	\$3,539	\$0	\$2,932	\$1,866	\$2,358	\$2,526	\$0	\$3,428	\$2,765	\$4,137	\$3,143	\$0	\$207	\$185	\$278	\$226	\$0
June	\$1,995	\$603	\$1,708	\$4,057	\$0	\$2,365	\$1,709	\$2,759	\$3,045	\$0	\$4,294	\$4,049	\$4,991	\$5,969	\$0	\$216	\$145	\$193	\$201	\$0
July	\$2,493	\$596	\$2,577	\$0	\$0	\$2,150	\$2,513	\$0	\$3,189	\$0	\$5,157	\$7,404	\$7,517	\$8,440	\$0	\$280	\$282	\$200	\$323	\$0
Aug	\$2,742	\$725	\$2,574	\$4,513	\$0	\$2,774	\$3,112	\$6,305	\$3,387	\$0	\$5,925	\$8,521	\$8,028	\$8,238	\$0	\$317	\$360	\$188	\$305	\$0
Totals	\$26,229	\$19,376	\$22,934	\$41,080	\$10,234	\$33,193	\$33,078	\$33,651	\$34,473	\$14,461	\$55,591	\$57,927	\$61,885	\$64,505	\$25,386	\$4,036	\$3,370	\$3,330	\$3,398	\$936

GENERAL FUND CLAIMS FOR DECEMBER 12 2022

APPLE INC	SUPPLIES	536.85
BIO CORPORATION	SUPPLIES	250.14
C & M SUPPLY INC	FUEL	1,312.53
CARQUEST OF GENEVA	SUPPLIES	210.42
CASH WA DISTRIBUTING	SUPPLIES	120.25
CDW GOVERNMENT LLC	SUPPLIES	863.10
CERTIFIED TRUCK & TRAILER	SERVICES	3,956.34
CITY OF GENEVA	WATER/SEWER	1,500.45
CULLIGAN WATER CONDITIONING	SUPPLIES	30.00
DAS STATE ACCOUNTING - CENTRAL finance	SERVICES	238.13
DOCUMENT FINISHING RESOURCES inc	SUPPLIES	176.31
EAKES OFFICE SOLUTIONS	SUPPLIES	3,874.24
EDUCATIONAL SERVICE UNIT #6	SUPPLIES/SERVICES/REGISTRATIONS	2,281.69
EMC COMPANIES	LIABILITY/PROPERTY INSURANCE	9,448.86
FCPS EMPLOYEE BENEFIT FUND	PAYFLEX ADMINISTRATIVE FEES	100.00
FCPS FUND	GENERAL FUND REIMBURSEMENT	4,121.23
FILLMORE COUNTY HOSPITAL	SERVICES	7,792.00
FLAGHOUSE INC	SUPPLIES	30.77
GENEVA BUILDING SUPPLY	SUPPLIES	80.00
GENEVA FLORAL	SUPPLIES	45.00
GENEVA HOME CENTER	SUPPLIES	172.09
GENEVA SUPER FOODS	SUPPLIES	474.14
GENEVA TIRE PROS	SERVICES	409.99
GENEVA WELDING & SUPPLY INC	SUPPLIES	1,281.83
GIMKIT.COM	SOFTWARE	650.00
GLENWOOD TELECOMMUNICATIONS INC	SERVICES	59.95
GRAHAM TIRE GRAND ISLAND	SERVICES	769.22
GRAND ISLAND PHYSICAL THERAPY	SERVICES	37,915.91
GREAT PLAINS PIANO COMPANY	SERVICES	405.00
HAUFF MID-AMERICA SPORTS	SUPPLIES	424.37
HOMEDEPOT PRO, THE	SUPPLIES	558.66
HOMETOWN LEASING	COPIER LEASE	1,478.46
JAYMAR BUSINESS FORMS INC	SUPPLIES	622.96
JJ BERNIKLAU ED SOLUTIONS TEAM	SERVICES	68,983.71
JW PEPPER & SON INC	SUPPLIES	507.44
KANSAS CITY AUDIO-VISUAL INC	SUPPLIES	5,329.12
KELCH PLUMBING, HEATING & REFR	SERVICES	5,836.67
KING'S GLASS	SERVICES	336.20
KSB SCHOOL LAW	SERVICES	40.00
LAMPE'S AIR FILTER SALES/SERV	SUPPLIES	452.00
LICHTI OIL	FUEL	5,620.78
MARINTZER, KAENZIE	MILEAGE	1,368.75
MARSH & MCLENNAN AGENCY LLC	BOND RENEWAL	100.00
MASTERCARD CENTER	SUPPLIES	6.23
MID-AMERICAN RESEARCH CHEMICAL	SUPPLIES	1,254.00
NASCO EDUCATION	SUPPLIES	159.90
NEBRASKA FIRE SPRINKLER CORP	INSPECTIONS	255.00
NEBRASKA PUBLIC POWER DISTRICT	ELECTRICITY	5,542.01
NEBRASKA SIGNAL	ADVERTISING	63.70
NICKS FARM STORE	SUPPLIES	85.00
ONE SOURCE	SERVICES	130.00
PORTER & COMPANCY PC	SERVICES	10,250.00
SERVICE PRESS-HENDERSON NEWS	SUPPLIES	1,050.00
SFM	WORKMANS COMP	2,062.00
THEOBALD, RYUN	MILEAGE	197.69
VILLAGE OF FAIRMONT	UTILITIES	2,928.21
WASTE CONNECTIONS OF NEBRASKA INC	SERVICES	1,470.07
WEAVER PHARMACY	SUPPLIES	49.99

GENERAL FUND CLAIMS FOR DECEMBER 12 2022

WOODRIVER ENERGY LLC	FUEL	5,068.15
WOODWARD'S DISPOSAL SERVICE INC	SERVICES	75.00
WUSK, JEFF	MEALS	71.86
YODER, NORM	SERVICES	642.50
	Fund Total:	202,126.87

BUILDING FUND CLAIMS FOR DECEMBER 12 2022

DIODE TECHNOLOGIES

GYM AUDIO UPDATE

\$ 18,786.97

FUND TOTAL:

\$ 18,786.97

Diode Technologies

300 Commercial Street
PO Box 236
Diller, NE 68342
Phone: 402-793-5124



Invoice

Date: 12/6/2022
Invoice Ref: 11161
Rep: Jeremiah Duerksen
Terms: Due on receipt
Sales Order: Gym Audio Update

Bill To: Fillmore Central High School
1410 L Street
Geneva, NE 68361

Item	Description	Quantity	Unit Price	Amount
.RFP	Balance invoice for Sales Order #2818	1	\$19,070.86	\$19,070.86
.RFP	Change Order #1 Remove Female 3-Pin XLR Connectors	1	-\$283.89	-\$283.89

Balance due Invoice for Sales Order #2818 - Gym Audio Update- Revision: 2 - RFP -283.89

Parts Total: \$18,786.97
Labor Total:

Total: \$18,786.97
Payments:
Balance Due: \$18,786.97