



NOTICE IS HEREBY GIVEN THAT A REGULAR MEETING OF THE BOARD OF EDUCATION OF THE IDABEL PUBLIC SCHOOLS DISTRICT I-005, MCCURTAIN COUNTY, OKLAHOMA WILL BE HELD IN THE CONFERENCE ROOM AT THE IDABEL PUBLIC LIBRARY, 103 EAST MAIN, IDABEL, OK 74745 ON April 8, 2019 AT 5:30 PM WITH THE FOLLOWING ITEMS TO BE CONSIDERED:

**AGENDA
REGULAR MEETING OF THE BOARD OF EDUCATION
April 8, 2019**

1. OPENING: CALL TO ORDER AND ROLL CALL OF MEMBERS.

A. PRESIDENT: BRENT BOLEN

B. VICE PRESIDENT: DONNIE BUTLER

C. CLERK: CLAIRE LEHR-DOWNING

D. MEMBER: DARRELL COURTNEY

E. MEMBER: JERRY ROBINSON

2. CONSENT AGENDA: VOTE TO APPROVE OR DISAPPROVE THE FOLLOWING ITEMS:

A. MINUTES OF MARCH 11,2019 REGULAR MEETING.

B. TREASURER'S REPORT

C. ENCUMBRANCES

1. GENERAL FUND 11 - # 789-835

2. CHILD NUTRITION FUND 22 - # 58-59

3. BUILDING BOND 2018 FUND 31 #20

D. ACTIVITY FUND BALANCES

E. ACTIVITY FUNDRAISERS AND TRANSFERS AND NEW ACCOUNTS

F. RESIGNATIONS

1. RESIGNATIONS:

**JEFFERY GIBSON-TEACHER- HEAD FOOTBALL COACH-HIGH SCHOOL
MORGAN JAMES- PARAPROFESSIONAL- MIDDLE SCHOOL
LOGUN SIAZ- TEACHER- COACH- HIGH SCHOOL**

3. PRINCIPALS'/DIRECTORS' REPORT

**4. VOTE TO GO INTO PROPOSED EXECUTIVE SESSION TO DISCUSS THE FOLLOWING ITEMS:
AUTHORIZED BY: 25 O.S. SECTION 307 (B)(1).**

A. EMPLOYMENT OF:

**A. SCOTT PRATT- ATHLETIC DIRECTOR/ H.S HEAD FOOTBALL COACH- FIELD MAINTENANCE
\$3500
B. JAKE JACKSON - TEACHER- CENTRAL
C. MARLIN COFFMAN- ASSISTANT PRINCIPAL- HIGH SCHOOL**

5. ACKNOWLEDGE THAT THE BOARD HAS RETURNED TO OPEN SESSION.

**6. EXECUTIVE SESSION MINUTES COMPLIANCE: STATEMENT BY BOARD PRESIDENT: THE IDABEL
BOARD OF EDUCATION MET IN EXECUTIVE SESSION FOR THE PURPOSE OF EMPLOYMENT OF:**

**A. SCOTT PRATT- ATHLETIC DIRECTOR/ H.S HEAD FOOTBALL COACH- FIELD MAINTENANCE
\$3500
B. JAKE JACKSON - TEACHER- CENTRAL
C. MARLIN COFFMAN- ASSISTANT PRINCIPAL- HIGH SCHOOL**

7. VOTE TO APPROVE OR DISAPPROVE THE HIRING OF:

**A. SCOTT PRATT- ATHLETIC DIRECTOR/ H.S HEAD FOOTBALL COACH- FIELD MAINTENANCE
\$3500
B. JAKE JACKSON - TEACHER- CENTRAL**

C. MARLIN COFFMAN- ASSISTANT PRINCIPAL- HIGH SCHOOL

8. SUPERINTENDENT'S REPORT

9. VOTE TO APPROVE OR DISAPPROVE RE-EMPLOYMENT OF NON-CERTIFIED PERSONNEL (SUPPORT) FOR THE 2019-2020 SCHOOL YEAR AS RECOMMENDED BY BUILDING PRINCIPALS (ADDENDUM A)

10. VOTE TO APPROVE OR DISAPPROVE RE-EMPLOYMENT OF CERTIFIED TEACHERS FOR THE 2019-2020 SCHOOL YEAR AS RECOMMENDED BY BUILDING PRINCIPALS (ADDENDUM A).

11. VOTE TO APPROVE OR DISAPPROVE HIRING MICHELLE HASH AS A TEACHER TRAINER- TECHNOLOGY IMPLEMENTATION FOR MIDDLE AND HIGH SCHOOL

12. VOTE TO APPROVE OR DISAPPROVE RESOLUTION FOR SCHOOLS AND LIBRARIES UNIVERSAL SERVICES (E-RATE) FOR 2019-2020. THIS RESOLUTION AUTHORIZES FILING OF THE FORM 471 APPLICATIONS FOR FUNDING YEAR 2019-2020 AND THE PAYMENT OF THE APPLICANTS SHARE UPON APPROVAL OF FUNDING AND RECEIPT OF SERVICES

13. VOTE TO APPROVE OR DISAPPROVE THE 2019-2020 APPLICATION FOR TEMPORARY APPROPRIATIONS.

14. VOTE TO APPROVE OR DISAPPROVE OF DISTRICT EMPLOYEES TO DISPOSE OF SURPLUS PLAYGROUND EQUIPMENT AT THE GEORGE EARLY CHILDHOOD CENTER. THE EQUIPMENT IS A LIABILITY ISSUE TO THE DISTRICT AND NEEDS TO BE DISPOSED OF.

15. VOTE TO APPROVE OR DISAPPROVE THE MEAL REIMBURSEMENT RATE TO BE INCREASED TO \$50.00 PER DAY FOR ERNESTINE ROBERTS AND CHEYENNE MORGAN. THEY ARE ATTENDING THE NAEYC PROFESSIONAL LEARNING INSTITUTE JUNE 1-5TH 2019 IN LONG BEACH CALIFORNIA. IT IS FUNDED BY THE IAL GRANT.

16. VOTE TO APPROVE OR DISAPPROVE OUT OF STATE TRAVEL FOR CENTRAL 5TH GRADE STUDENTS TO GO TO HOT SPRING ARKANSAS TO THE MID-AMERICAN SCIENCE MUSEUM

17. CONSIDER AND POSSIBLE ACTION ON ANY MATTER NOT KNOWN ABOUT OR WHICH COULD NOT HAVE BEEN REASONABLY FORSEEN PRIOR TO THE TIME OF PREPARATION OF THE AGENDA FOR THE REGULARLY SCHEDULED MEETING.

18. VOTE TO ADJOURN

GENERAL FUND: (Fund 11)		APR 19			
BEGINNING BANK BALANCE		1,809,921.69			
REVENUE					
TOTAL NEW REVENUE FOR MARCH 31, 2019		791,911.08			
DISBURSEMENTS					
WARRANTS PAID		(837,328.57)			
GENERAL FUND - ENDING BANK BALANCE (INB)		1,764,504.20	3/31/2018 1,984,626.34	3/31/2017 1,608,827.26	3/31/2016 1,693,827.15
LESS OUTSTANDING WARRANTS		(39,710.27)			
LESS RESERVES FOR OPEN ENCUMBRANCES		0.00			
GENERAL FUND - FUND BALANCE AS OF: MARCH		1,724,793.93	3/31/2018 1,802,616.83	3/31/2017 1,378,404.50	3/31/2016 4,129,674.07

5 MILL BUILDING FUND: (Fund 21)					
BEGINNING BANK BALANCE		253,078.61			
REVENUE					
TOTAL NEW REVENUE FOR MARCH 31, 2019		7,511.03			
DISBURSEMENTS					
WARRANTS PAID		(9,513.86)			
5M BLDG FUND - ENDING BANK BALANCE (INB)		251,075.78			
LESS OUTSTANDING WARRANTS		0.00			
LESS RESERVES FOR OPEN ENCUMBRANCES		0.00			
5M BLDG FUND - FUND BAL AS OF MARCH 31,		251,075.78			

CHILD NUTRITION FUND: (Fund 22)					
BEGINNING BANK BALANCE		456,568.09			
REVENUE					
TOTAL NEW REVENUE FOR MARCH 31, 2019		129,839.35			
DISBURSEMENTS					
WARRANTS PAID		(92,904.01)			
CHILD NUTRITION FUND - ENDING BANK BAL		493,503.43			
LESS OUTSTANDING WARRANTS		(1,347.76)			
LESS RESERVES FOR OPEN ENCUMBRANCES		0.00			
CHILD NUTR FUND - FUND BAL AS OF MARCH 3		492,155.67			

SINKING FUND: (Fund 41)					
BEGINNING BANK BALANCE		599,410.06			
REVENUE					
TOTAL NEW REVENUE FOR MARCH 31, 2019		33,605.04			
DISBURSEMENTS		0.00			
WARRANTS PAID		0.00			
LESS OUTSTANDING WARRANTS		0.00			
SINKING FUND - FUND BAL AS OF MARCH 31, 201		633,015.10			

BOND FUND 2013: (FUND 36-BUILDING)

BEGINNING BANK BALANCE	0.00		
REVENUE			
TOTAL NEW REVENUE FOR MARCH 31, 2019	0.00		
DISBURSEMENTS			
WARRANTS PAID	0.00		
BOND FUND -FUND BAL AS OF MARCH 31, 2019	0.00		
LESS OUTSTANDING WARRANTS	0.00		
LESS RESERVES FOR OPEN ENCUMBRANCES	0.00		
BOND FUND - FUND BAL AS OF MARCH 31, 201	0.00		

BOND FUND 2013: (FUND 37-TRANSPORTATION)

BEGINNING BANK BALANCE	0.00		
REVENUE			
TOTAL NEW REVENUE FOR MARCH 31, 2019	0.00		
DISBURSEMENTS			
WARRANTS PAID	0.00		
BOND FUND -FUND BAL AS OF MARCH 31, 2019	0.00		
LESS OUTSTANDING WARRANTS	0.00		
LESS RESERVES FOR OPEN ENCUMBRANCES	0.00		
BOND FUND - FUND BAL AS OF MARCH 31, 2019	0.00		

BOND FUND 2018: (FUND 31-BUILDING)

BEGINNING BANK BALANCE	54,384.15		
REVENUE			
TOTAL NEW REVENUE FOR MARCH 31, 2019	0.00		
DISBURSEMENTS			
WARRANTS PAID	0.00		
BOND FUND -FUND BAL AS OF MARCH 31, 2019	54,384.15		
LESS OUTSTANDING WARRANTS	0.00		
LESS RESERVES FOR OPEN ENCUMBRANCES	0.00		
BOND FUND - FUND BAL AS OF MARCH 31, 201	54,384.15		

BOND FUND 2018: (FUND 32-TRANSPORTATION)

BEGINNING BANK BALANCE	0.00		
REVENUE			
TOTAL NEW REVENUE FOR MARCH 31, 2019	0.00		
DISBURSEMENTS			
WARRANTS PAID	0.00		
BOND FUND -FUND BAL AS OF MARCH 31, 2019	0.00		
LESS OUTSTANDING WARRANTS	0.00		
LESS RESERVES FOR OPEN ENCUMBRANCES	0.00		
BOND FUND - FUND BAL AS OF MARCH 31, 201	0.00		

DEBT REPAYMENT SCHEDULES**REPAYMENT SCHEDULE/BOND ISSUE OF 2014**

PAYMENT DATE:		PRINCIPAL	INTEREST	TOTAL
July 1, 2016	0.000%		20,520.00	20,520.00
January 1, 2017			5,130.00	5,130.00
July 1, 2017	1.500%	270,000.00	5,130.00	275,130.00
January 1, 2018			3,105.00	3,105.00
July 1, 2018	1.000%	270,000.00	3,105.00	273,105.00
January 1, 2019			1,755.00	1,755.00
July 1, 2019	1.300%	270,000.00	1,755.00	271,755.00
	TOTALS	810,000.00	40,500.00	850,500.00

REPAYMENT SCHEDULE/COMBINED BOND ISSUE OF 2017 (SERIES A)

PAYMENT DATE:		PRINCIPAL	INTEREST	TOTAL
JUNE 1, 2017	0.000%			
December 1, 2017				
June 1, 2018			3,300.00	3,300.00
December 1, 2018			1,650.00	1,650.00
JUNE 1, 2019	1.500%	220,000.00	1,650.00	221,650.00
	TOTALS	220,000.00	6,600.00	226,600.00

REPAYMENT SCHEDULE/COMBINED BOND ISSUE OF 2017 (SERIES B)

PAYMENT DATE:		PRINCIPAL	INTEREST	TOTAL
July 1, 2017				
January 1, 2018				
July 1, 2018				
January 1, 2019				
JULY 1, 2019	1.650%	165,000.00	49,500.00	214,500.00
January 1, 2020			11,013.75	11,013.75
JULY 1, 2020	1.650%	445,000.00	11,013.75	456,013.75
January 1, 2021			7,342.50	7,342.50
JULY 1, 2021	1.650%	445,000.00	7,342.50	452,342.50

Balance Sheet

Options: Fiscal Years: 2018-2019, Funds: 11-41, As Of Date: 3/31/2019

Assets				
Cash				
11	2018	GENERAL FUND FOR OP		\$1,292,479.07
11	2019	GENERAL FUND FOR OP		\$472,025.13
			Fund 11 Total	\$1,764,504.20
21	2018	5 MILL BUILDING FUND		\$263,825.18
21	2019	5 MILL BUILDING FUND		(\$12,749.40)
			Fund 21 Total	\$251,075.78
22	2018	CHILD NUTRITION FUND		\$337,218.30
22	2019	CHILD NUTRITION FUND		\$156,285.13
			Fund 22 Total	\$493,503.43
31	2018	BUILDING BOND 2018		\$370,188.13
31	2019	BUILDING BOND 2018		(\$315,803.98)
			Fund 31 Total	\$54,384.15
32	2018	TRANSPORTATION BOND 2018		\$95,000.00
32	2019	TRANSPORTATION BOND 2018		(\$95,000.00)
			Fund 32 Total	\$0.00
36	2018	BUILDING BOND - 13-14		\$250.00
36	2019	BUILDING BOND - 13-14		(\$250.00)
			Fund 36 Total	\$0.00
37	2018	TRANSPORTATION BOND - 13-14		\$500,000.00
37	2019	TRANSPORTATION BOND - 13-14		(\$500,000.00)
			Fund 37 Total	\$0.00
41	2018	SINKING FUND		\$611,160.94
41	2019	SINKING FUND		\$21,854.26
			Fund 41 Total	\$633,015.20
			Cash Total	\$3,196,482.76
Investments				
			Investments Total	
Revenue Receivable				
11	2018	GENERAL FUND FOR OP		(\$388,190.54)
11	2019	GENERAL FUND FOR OP		\$4,315,145.20
			Fund 11 Total	\$3,926,954.66
21	2018	5 MILL BUILDING FUND		(\$20,108.15)
21	2019	5 MILL BUILDING FUND		\$273,565.15
			Fund 21 Total	\$253,457.00
22	2018	CHILD NUTRITION FUND		\$1,574.79
22	2019	CHILD NUTRITION FUND		\$443,375.82
			Fund 22 Total	\$444,950.61
31	2018	BUILDING BOND 2018		(\$460,000.00)
			Fund 31 Total	(\$460,000.00)
32	2018	TRANSPORTATION BOND 2018		(\$95,000.00)
			Fund 32 Total	(\$95,000.00)
36	2018	BUILDING BOND - 13-14		(\$1,120,000.00)
			Fund 36 Total	(\$1,120,000.00)
37	2018	TRANSPORTATION BOND - 13-14		(\$600,000.00)
			Fund 37 Total	(\$600,000.00)
41	2018	SINKING FUND		(\$1,106,285.94)

IDABEL PUBLIC SCHOOLS**Balance Sheet****Options:** Fiscal Years: 2018-2019, Funds: 11-41, As Of Date: 3/31/2019

37	2018	TRANSPORTATION BOND - 13-14		(\$100,000.00)
37	2019	TRANSPORTATION BOND - 13-14		(\$500,000.00)
			Fund 37 Total	(\$600,000.00)
41	2018	SINKING FUND		(\$495,125.00)
41	2019	SINKING FUND		(\$483,405.00)
			Fund 41 Total	(\$978,530.00)
			Fund Balance Total	\$3,894,147.80
			Liabilities, Reserves and Fund Balance Total	<u>\$3,935,299.83</u>

IDABEL PUBLIC SCHOOLS

Revenue By Month

Options: Fiscal Year: 2019, Funds: 11-41

Account	Jul	Aug	Sep	Oct	Nov	Dec	Jan	Feb	Mar	April	May	Jun	Total
AR 1110	\$1,437.94	\$0.00	\$0.00	\$0.00	\$0.00	\$53,000.15	\$662,382.09	\$503,616.74	\$87,188.72	\$0.00	\$0.00	\$0.00	\$1,307,625.64
AR 1120	\$21,728.78	\$28,687.15	\$7,688.12	\$12,709.31	\$4,472.66	\$1,298.30	\$4,585.49	\$11,822.29	\$6,504.57	\$0.00	\$0.00	\$0.00	\$99,496.67
AR 1130	\$869.63	\$0.00	\$50.48	\$0.00	\$0.00	\$0.00	\$0.00	\$0.00	\$0.00	\$0.00	\$0.00	\$0.00	\$920.11
AR 1311	\$2,856.00	\$2,872.00	\$1,889.68	\$1,574.24	\$1,652.80	\$1,465.06	\$1,428.61	\$2,075.57	\$2,997.13	\$0.00	\$0.00	\$0.00	\$18,811.09
AR 1510	\$0.00	\$0.00	\$0.00	\$0.00	\$0.00	\$0.00	\$0.00	\$860.00	\$0.00	\$0.00	\$0.00	\$0.00	\$860.00
AR 1550	\$2,362.52	\$0.00	\$155.70	\$0.00	\$39.73	\$0.00	\$244.69	\$397.26	\$0.00	\$0.00	\$0.00	\$0.00	\$3,199.90
AR 1590	\$9,428.19	\$5,943.94	\$4,680.27	\$27,082.87	\$4,156.75	\$21,015.64	\$4,831.19	\$7,884.97	\$23,131.66	\$0.00	\$0.00	\$0.00	\$108,155.48
AR 1610	\$0.00	\$0.00	\$0.00	\$0.00	\$0.00	\$10,000.00	\$24,000.00	\$0.00	\$0.00	\$0.00	\$0.00	\$0.00	\$34,000.00
AR 1650	\$0.00	\$0.00	\$0.00	\$0.00	\$0.00	\$1,878.24	\$0.00	\$0.00	\$0.00	\$0.00	\$0.00	\$0.00	\$1,878.24
AR 1690	\$0.00	\$4,815.38	\$0.00	\$0.00	\$0.00	\$0.00	\$0.00	\$0.00	\$0.00	\$0.00	\$0.00	\$0.00	\$4,815.38
AR 2100	\$20,732.19	\$1,406.62	\$846.89	\$492.95	\$272.78	\$4,798.22	\$54,176.56	\$55,296.57	\$4,524.69	\$0.00	\$0.00	\$0.00	\$142,547.47
AR 2200	\$2,668.16	\$2,722.91	\$3,470.86	\$2,878.37	\$5,291.50	\$3,025.20	\$2,773.03	\$3,693.90	\$2,927.44	\$0.00	\$0.00	\$0.00	\$29,451.37
AR 3120	\$39,503.42	\$42,825.67	\$41,846.22	\$36,280.58	\$39,893.10	\$36,562.31	\$517,539.44	\$53,680.77	\$33,890.16	\$0.00	\$0.00	\$0.00	\$847,021.67
AR 3130	\$3,507.07	\$4,213.84	\$4,502.78	\$4,410.18	\$4,020.01	\$3,450.87	\$3,582.82	\$4,039.69	\$4,315.76	\$0.00	\$0.00	\$0.00	\$36,043.02
AR 3140	\$14,424.85	\$9,009.02	\$14,954.92	\$15,305.04	\$11,276.77	\$12,493.55	\$20,448.46	\$17,051.24	\$10,900.62	\$0.00	\$0.00	\$0.00	\$125,864.47
AR 3150	\$61.00	\$47.54	\$95.70	\$51.03	\$87.09	\$19.14	\$79.75	\$47.85	\$26.15	\$0.00	\$0.00	\$0.00	\$515.25
AR 3210	\$0.00	\$438,314.00	\$547,894.00	\$493,103.00	\$493,104.00	\$493,104.00	\$0.00	\$491,044.00	\$491,044.00	\$0.00	\$0.00	\$0.00	\$3,447,607.00
AR 3250	\$0.00	\$92,985.85	\$92,985.85	\$92,985.86	\$92,985.85	\$112,776.52	\$96,943.98	\$96,944.00	\$96,943.98	\$0.00	\$0.00	\$0.00	\$775,551.89
AR 3310	\$0.00	\$0.00	\$0.00	\$0.00	\$0.00	\$24,296.40	\$0.00	\$12,148.20	\$0.00	\$0.00	\$0.00	\$0.00	\$36,444.60
AR 3415	\$0.00	\$0.00	\$0.00	\$0.00	\$0.00	\$10,188.75	\$0.00	\$0.00	\$0.00	\$0.00	\$0.00	\$0.00	\$10,188.75
AR 3420	\$0.00	\$5,261.03	\$5,261.03	\$5,261.03	\$5,261.03	\$5,261.04	\$5,514.13	\$5,303.21	\$5,303.22	\$0.00	\$0.00	\$0.00	\$42,425.72
AR 3430	\$4,667.81	\$0.00	\$0.00	\$0.00	\$4,667.81	\$0.00	\$4,667.81	\$0.00	\$0.00	\$0.00	\$0.00	\$0.00	\$14,003.43
AR 3440	\$0.00	\$0.00	\$0.00	\$3,272.50	\$0.00	\$0.00	\$0.00	\$0.00	\$0.00	\$0.00	\$0.00	\$0.00	\$3,272.50
AR 3720	\$0.00	\$0.00	\$0.00	\$0.00	\$0.00	\$0.00	\$0.00	\$3,781.09	\$0.00	\$0.00	\$0.00	\$0.00	\$3,781.09
AR 3811	\$0.00	\$0.00	\$3,410.00	\$0.00	\$0.00	\$7,810.00	\$0.00	\$0.00	\$3,410.00	\$0.00	\$0.00	\$0.00	\$14,630.00
AR 3812	\$0.00	\$0.00	\$9,126.00	\$0.00	\$0.00	\$9,125.00	\$0.00	\$0.00	\$9,123.00	\$0.00	\$0.00	\$0.00	\$27,374.00
AR 4130	\$0.00	\$1,269.03	\$854.16	\$1,454.26	\$0.00	\$1,134.76	\$0.00	\$0.00	\$0.00	\$0.00	\$0.00	\$0.00	\$4,712.21
AR 4140	\$4,307.41	\$0.00	\$0.00	\$0.00	\$15,159.75	\$0.00	\$3,096.12	\$3,366.66	\$3,226.86	\$0.00	\$0.00	\$0.00	\$29,156.80
AR 4163	\$1,512.85	\$0.00	\$0.00	\$0.00	\$0.00	\$0.00	\$0.00	\$0.00	\$0.00	\$0.00	\$0.00	\$0.00	\$1,512.85
AR 4210	\$0.00	\$1,384.55	\$0.00	\$0.00	\$2,347.38	\$169,726.78	\$40,247.32	\$78,831.27	\$0.00	\$0.00	\$0.00	\$0.00	\$292,537.30
AR 4271	\$0.00	\$0.00	\$0.00	\$0.00	\$0.00	\$15,372.83	\$6,684.53	\$6,680.56	\$0.00	\$0.00	\$0.00	\$0.00	\$28,737.92
AR 4310	\$447.99	\$0.00	\$0.00	\$24,836.20	\$24,548.59	\$20,514.32	\$23,367.38	\$20,029.46	\$22,435.50	\$0.00	\$0.00	\$0.00	\$136,179.44
AR 4340	\$0.00	\$0.00	\$0.00	\$8,437.98	\$1,644.63	\$1,454.32	\$804.32	\$804.32	\$804.32	\$0.00	\$0.00	\$0.00	\$13,949.89
AR 4442	\$0.00	\$0.00	\$0.00	\$0.00	\$0.00	\$19,663.55	\$0.00	\$0.00	\$0.00	\$0.00	\$0.00	\$0.00	\$19,663.55
AR 4443	\$53,790.94	\$0.00	\$0.00	\$0.00	\$0.00	\$38,019.89	\$14,644.24	\$26,943.30	\$0.00	\$0.00	\$0.00	\$0.00	\$133,398.37
AR 4470	\$0.00	\$0.00	\$0.00	\$0.00	\$0.00	\$806.25	\$0.00	\$14,000.00	\$0.00	\$0.00	\$0.00	\$0.00	\$14,806.25
AR 4550	\$2,635.17	\$0.00	\$0.00	\$8,436.13	\$0.00	\$0.00	\$6,108.17	\$0.00	\$0.00	\$0.00	\$0.00	\$0.00	\$17,179.47
AR 4611	\$0.00	\$135,661.69	\$0.00	\$0.00	\$0.00	\$0.00	\$0.00	\$26,305.53	\$0.00	\$0.00	\$0.00	\$0.00	\$161,967.22
AR 4689	\$0.00	\$0.00	\$0.00	\$50,000.00	\$24,767.30	\$0.00	\$35,430.18	\$49,792.89	\$27,536.49	\$0.00	\$0.00	\$0.00	\$187,526.86
AR 4710	\$0.00	\$0.00	\$0.00	\$146,879.63	\$87,364.69	\$0.00	\$72,610.15	\$136,063.88	\$78,678.45	\$0.00	\$0.00	\$0.00	\$521,596.80

IDABEL PUBLIC SCHOOLS

Revenue By Month

Options: Fiscal Year: 2019, Funds: 11-41

Account	Jul	Aug	Sep	Oct	Nov	Dec	Jan	Feb	Mar	April	May	Jun	Total
AR 4720	\$0.00	\$0.00	\$0.00	\$79,404.70	\$47,968.10	\$0.00	\$41,980.38	\$79,111.52	\$45,462.16	\$0.00	\$0.00	\$0.00	\$293,926.86
AR 4740	\$55,575.67	\$0.00	\$0.00	\$0.00	\$0.00	\$0.00	\$0.00	\$0.00	\$0.00	\$0.00	\$0.00	\$0.00	\$55,575.67
AR 4821	\$0.00	\$0.00	\$0.00	\$0.00	\$0.00	\$0.00	\$0.00	\$24,929.10	\$0.00	\$0.00	\$0.00	\$0.00	\$24,929.10
AR 5160	\$0.00	\$1,535.86	\$1,186.67	\$2,114.90	\$4,416.78	\$441.66	\$2,594.47	\$191.63	\$1,753.55	\$0.00	\$0.00	\$0.00	\$14,235.52
AR 5190	\$0.00	\$0.00	\$15,078.79	\$141.83	\$0.00	\$0.00	\$0.00	\$0.00	\$0.00	\$0.00	\$0.00	\$0.00	\$15,220.62
AR 5600	\$0.00	\$0.00	\$0.00	\$0.00	\$0.00	\$0.00	\$0.00	\$117.13	\$738.07	\$0.00	\$0.00	\$0.00	\$855.20
Total	\$242,517.59	\$778,956.08	\$755,978.12	\$1,017,112.59	\$875,399.10	\$1,078,702.75	\$1,650,765.31	\$1,736,854.60	\$962,866.50	\$0.00	\$0.00	\$0.00	\$9,099,152.64

IDABEL PUBLIC SCHOOLS

Revenue Analysis

Options: Type of Revenue: Estimated, As Of Date: 3/31/2019

	Estimated Revenue	Revenue Collected	Revenue Receivable	Unappropriated Receipts	% Rev Collected	Current Month
Fund - 11 GENERAL FUND FOR OP						
Project - 000 NON-CATEGORICAL EXP						
Series - 1000						
Source - 1110 AD VALOREM TAX LEVY (CURRENT)	\$891,822.56	\$731,522.60	\$160,299.96	\$0.00	82.03%	\$48,829.52
Source - 1120 AD VALOREM TAX LEVY (PR.YRS)	\$0.00	\$57,893.05	\$0.00	\$57,893.05	N/A	\$3,747.70
Source - 1130 REVENUE IN LIEU OF TAXES	\$0.00	\$519.63	\$0.00	\$519.63	N/A	\$0.00
Source - 1311 NOW ACCNT INTEREST	\$0.00	\$18,811.09	\$0.00	\$18,811.09	N/A	\$2,997.13
Source - 1510 INSURANCE LOSS RECOVERIES	\$0.00	\$860.00	\$0.00	\$860.00	N/A	\$0.00
Source - 1550 WORKER'S COMPENSATION	\$3,001.27	\$3,199.90	\$0.00	\$198.63	106.62%	\$0.00
Source - 1590 MISCELLANEOUS REIMBURSEMENTS	\$40,386.35	\$54,796.54	\$0.00	\$14,410.19	135.68%	\$19,039.98
Source - 1650 DISTRICT CONTRACTS	\$1,878.24	\$1,878.24	\$0.00	\$0.00	100.00%	\$0.00
Series - 1000 Total	\$937,088.42	\$869,481.05	\$160,299.96	\$92,692.59	92.79%	\$74,614.33
Series - 2000						
Source - 2100 COUNTY 4 MILL AD VALOREM TAX	\$146,631.04	\$142,547.47	\$4,083.57	\$0.00	97.22%	\$4,524.69
Source - 2200 COUNTY APPORT. (MORTGAGE TAX)	\$37,628.20	\$29,451.37	\$8,176.83	\$0.00	78.27%	\$2,927.44
Series - 2000 Total	\$184,259.24	\$171,998.84	\$12,260.40	\$0.00	93.35%	\$7,452.13
Series - 3000						
Source - 3120 MOTOR VEHICLE COLLECTIONS	\$450,224.37	\$842,021.67	\$0.00	\$391,797.30	187.02%	\$33,890.16
Source - 3130 RURAL ELECTRIC COOP.TAX	\$44,484.83	\$36,043.02	\$8,441.81	\$0.00	81.02%	\$4,315.76
Source - 3140 STATE SCHOOL LAND EARNINGS	\$182,606.26	\$125,864.47	\$56,741.79	\$0.00	68.93%	\$10,900.62
Source - 3150 VEHICLE TAX STAMPS	\$674.12	\$515.25	\$158.87	\$0.00	76.43%	\$26.15
Source - 3210 FOUNDATION AND SALARY INCEN.	\$5,478,931.00	\$3,447,607.00	\$2,031,324.00	\$0.00	62.92%	\$491,044.00
Series - 3000 Total	\$6,156,920.58	\$4,452,051.41	\$2,096,666.47	\$391,797.30	72.31%	\$540,176.69
Series - 5000						
Source - 5160 ACTIVITY FUND REIMBURSEMENT	\$9,874.34	\$11,819.52	\$0.00	\$1,945.18	119.70%	\$1,753.55
Source - 5190 MISC.REVENUE TRANSFER	\$15,220.62	\$15,220.62	\$0.00	\$0.00	100.00%	\$0.00
Source - 5600 CORRECTING ENTRY	\$0.00	\$855.20	\$0.00	\$855.20	N/A	\$738.07
Series - 5000 Total	\$25,094.96	\$27,895.34	\$0.00	\$2,800.38	111.16%	\$2,491.62
Series - 6000						
Source - 6110 CASH FORWARD-SURPLUS CASH FWD.	\$1,292,183.74	\$0.00	\$1,292,183.74	\$0.00	0.00%	\$0.00
Series - 6000 Total	\$1,292,183.74	\$0.00	\$1,292,183.74	\$0.00	0.00%	\$0.00
Project - 000 NON-CATEGORICAL EXP Total	\$8,595,546.94	\$5,521,426.64	\$3,561,410.57	\$487,290.27	64.24%	\$624,734.77
Project - 016 SCHOOL VEHICLE-PERSONAL USE						
Series - 1000						
Source - 1590 MISCELLANEOUS REIMBURSEMENTS	\$397.84	\$447.57	\$0.00	\$49.73	112.50%	\$49.73
Series - 1000 Total	\$397.84	\$447.57	\$0.00	\$49.73	112.50%	\$49.73
Project - 016 SCHOOL VEHICLE-PERSONAL USE Total	\$397.84	\$447.57	\$0.00	\$49.73	112.50%	\$49.73
Project - 017 MIFI-VERIZON						
Series - 1000						

IDABEL PUBLIC SCHOOLS

Revenue Analysis

Options: Type of Revenue: Estimated, As Of Date: 3/31/2019

	Estimated Revenue	Revenue Collected	Revenue Receivable	Unappropriated Receipts	% Rev Collected	Current Month
Source - 1590 MISCELLANEOUS REIMBURSEMENTS	\$33,478.20	\$37,600.17	\$0.00	\$4,121.97	112.31%	\$4,041.95
Series - 1000 Total	\$33,478.20	\$37,600.17	\$0.00	\$4,121.97	112.31%	\$4,041.95
Project - 017 MIFI-VERIZON Total	\$33,478.20	\$37,600.17	\$0.00	\$4,121.97	112.31%	\$4,041.95
Project - 019 ARVEST BANK GRANT						
Series - 5000						
Source - 5160 ACTIVITY FUND REIMBURSEMENT	\$2,416.00	\$2,416.00	\$0.00	\$0.00	100.00%	\$0.00
Series - 5000 Total	\$2,416.00	\$2,416.00	\$0.00	\$0.00	100.00%	\$0.00
Project - 019 ARVEST BANK GRANT Total	\$2,416.00	\$2,416.00	\$0.00	\$0.00	100.00%	\$0.00
Project - 021 ANONYMOUS DONOR-CLEET						
Series - 1000						
Source - 1590 MISCELLANEOUS REIMBURSEMENTS	\$0.00	\$10,000.00	\$0.00	\$10,000.00	N/A	\$0.00
Series - 1000 Total	\$0.00	\$10,000.00	\$0.00	\$10,000.00	N/A	\$0.00
Project - 021 ANONYMOUS DONOR-CLEET Total	\$0.00	\$10,000.00	\$0.00	\$10,000.00	N/A	\$0.00
Project - 023 CHOCTAW NATION - TPP						
Series - 1000						
Source - 1590 MISCELLANEOUS REIMBURSEMENTS	\$0.00	\$5,000.00	\$0.00	\$5,000.00	N/A	\$0.00
Series - 1000 Total	\$0.00	\$5,000.00	\$0.00	\$5,000.00	N/A	\$0.00
Project - 023 CHOCTAW NATION - TPP Total	\$0.00	\$5,000.00	\$0.00	\$5,000.00	N/A	\$0.00
Project - 024 WEYCO -SAFETY GRANT						
Series - 1000						
Source - 1610 CONTRIBUTIONS/DONATIONS-PRIV.	\$10,000.00	\$10,000.00	\$0.00	\$0.00	100.00%	\$0.00
Series - 1000 Total	\$10,000.00	\$10,000.00	\$0.00	\$0.00	100.00%	\$0.00
Project - 024 WEYCO -SAFETY GRANT Total	\$10,000.00	\$10,000.00	\$0.00	\$0.00	100.00%	\$0.00
Project - 132 SE-MARTHA A JOHNSON TRUST						
Series - 1000						
Source - 1610 CONTRIBUTIONS/DONATIONS-PRIV.	\$24,000.00	\$24,000.00	\$0.00	\$0.00	100.00%	\$0.00
Series - 1000 Total	\$24,000.00	\$24,000.00	\$0.00	\$0.00	100.00%	\$0.00
Project - 132 SE-MARTHA A JOHNSON TRUST Total	\$24,000.00	\$24,000.00	\$0.00	\$0.00	100.00%	\$0.00
Project - 282 HS - VOCAL MUSIC						
Series - 1000						
Source - 1590 MISCELLANEOUS REIMBURSEMENTS	\$150.00	\$150.00	\$0.00	\$0.00	100.00%	\$0.00
Series - 1000 Total	\$150.00	\$150.00	\$0.00	\$0.00	100.00%	\$0.00
Project - 282 HS - VOCAL MUSIC Total	\$150.00	\$150.00	\$0.00	\$0.00	100.00%	\$0.00
Project - 317 DRIVER ED						
Series - 3000						
Source - 3440 DRIVER EDUCATION	\$3,272.50	\$3,272.50	\$0.00	\$0.00	100.00%	\$0.00
Series - 3000 Total	\$3,272.50	\$3,272.50	\$0.00	\$0.00	100.00%	\$0.00
Project - 317 DRIVER ED Total	\$3,272.50	\$3,272.50	\$0.00	\$0.00	100.00%	\$0.00
Project - 319 ADULT ED MATCHING						
Series - 3000						
Source - 3430 ADULT EDUCATION MATCHING	\$18,671.26	\$14,003.43	\$4,667.83	\$0.00	75.00%	\$0.00
Series - 3000 Total	\$18,671.26	\$14,003.43	\$4,667.83	\$0.00	75.00%	\$0.00

IDABEL PUBLIC SCHOOLS

Revenue Analysis

Options: Type of Revenue: Estimated, As Of Date: 3/31/2019

	Estimated Revenue	Revenue Collected	Revenue Receivable	Unappropriated Receipts	% Rev Collected	Current Month
Project - 319 ADULT ED MATCHING Total	\$18,671.26	\$14,003.43	\$4,667.83	\$0.00	75.00%	\$0.00
Project - 331 FLEX BENEFITS / CERT						
Series - 3000						
Source - 3250 EDUCATION FLEX.BENEFIT ALLOW.	\$10,874.76	\$8,432.12	\$2,442.64	\$0.00	77.54%	\$1,054.01
Series - 3000 Total	\$10,874.76	\$8,432.12	\$2,442.64	\$0.00	77.54%	\$1,054.01
Project - 331 FLEX BENEFITS / CERT Total	\$10,874.76	\$8,432.12	\$2,442.64	\$0.00	77.54%	\$1,054.01
Project - 332 FLEX BENEFITS / NON CERT						
Series - 3000						
Source - 3250 EDUCATION FLEX.BENEFIT ALLOW.	\$48,623.51	\$32,750.21	\$15,873.30	\$0.00	67.35%	\$4,097.30
Series - 3000 Total	\$48,623.51	\$32,750.21	\$15,873.30	\$0.00	67.35%	\$4,097.30
Project - 332 FLEX BENEFITS / NON CERT Total	\$48,623.51	\$32,750.21	\$15,873.30	\$0.00	67.35%	\$4,097.30
Project - 333 STATE TEXTBOOKS						
Series - 3000						
Source - 3420 STATE TEXTBOOK	\$58,455.90	\$42,425.72	\$16,030.18	\$0.00	72.58%	\$5,303.22
Series - 3000 Total	\$58,455.90	\$42,425.72	\$16,030.18	\$0.00	72.58%	\$5,303.22
Project - 333 STATE TEXTBOOKS Total	\$58,455.90	\$42,425.72	\$16,030.18	\$0.00	72.58%	\$5,303.22
Project - 334 CER MED PD BY STATE						
Series - 3000						
Source - 3250 EDUCATION FLEX.BENEFIT ALLOW.	\$621,075.60	\$483,153.98	\$137,921.62	\$0.00	77.79%	\$60,394.24
Series - 3000 Total	\$621,075.60	\$483,153.98	\$137,921.62	\$0.00	77.79%	\$60,394.24
Project - 334 CER MED PD BY STATE Total	\$621,075.60	\$483,153.98	\$137,921.62	\$0.00	77.79%	\$60,394.24
Project - 335 NC MED PD BY STATE						
Series - 3000						
Source - 3250 EDUCATION FLEX.BENEFIT ALLOW.	\$290,705.91	\$206,882.44	\$83,823.47	\$0.00	71.17%	\$25,699.69
Series - 3000 Total	\$290,705.91	\$206,882.44	\$83,823.47	\$0.00	71.17%	\$25,699.69
Project - 335 NC MED PD BY STATE Total	\$290,705.91	\$206,882.44	\$83,823.47	\$0.00	71.17%	\$25,699.69
Project - 367 READING SUFFICIENCY						
Series - 3000						
Source - 3415 READING SUFFICIENCY ACT	\$0.00	\$10,188.75	\$0.00	\$10,188.75	N/A	\$0.00
Series - 3000 Total	\$0.00	\$10,188.75	\$0.00	\$10,188.75	N/A	\$0.00
Project - 367 READING SUFFICIENCY Total	\$0.00	\$10,188.75	\$0.00	\$10,188.75	N/A	\$0.00
Project - 388 ALTERNATIVE ED GRANT						
Series - 3000						
Source - 3310 ALTERNATIVE AND HIGH CHALLENGE	\$48,592.80	\$36,444.60	\$12,148.20	\$0.00	75.00%	\$0.00
Series - 3000 Total	\$48,592.80	\$36,444.60	\$12,148.20	\$0.00	75.00%	\$0.00
Project - 388 ALTERNATIVE ED GRANT Total	\$48,592.80	\$36,444.60	\$12,148.20	\$0.00	75.00%	\$0.00
Project - 411 COMPR HS PROG						
Series - 3000						
Source - 3811 COMP. HS VOC. SALARY REIM.	\$21,440.00	\$14,630.00	\$6,810.00	\$0.00	68.24%	\$3,410.00
Series - 3000 Total	\$21,440.00	\$14,630.00	\$6,810.00	\$0.00	68.24%	\$3,410.00
Project - 411 COMPR HS PROG Total	\$21,440.00	\$14,630.00	\$6,810.00	\$0.00	68.24%	\$3,410.00
Project - 412 VOCATIONAL PROGRAMS						

IDABEL PUBLIC SCHOOLS

Revenue Analysis

Options: Type of Revenue: Estimated, As Of Date: 3/31/2019

	Estimated Revenue	Revenue Collected	Revenue Receivable	Unappropriated Receipts	% Rev Collected	Current Month
Series - 3000						
Source - 3812 VOC. PROG. INCENTIVE ASSIST.	\$36,499.00	\$27,374.00	\$9,125.00	\$0.00	75.00%	\$9,123.00
Series - 3000 Total	\$36,499.00	\$27,374.00	\$9,125.00	\$0.00	75.00%	\$9,123.00
Project - 412 VOCATIONAL PROGRAMS Total	\$36,499.00	\$27,374.00	\$9,125.00	\$0.00	75.00%	\$9,123.00
Project - 421 CARL PERKINS						
Series - 4000						
Source - 4821 CARL PERKINS	\$27,469.98	\$24,929.10	\$2,540.88	\$0.00	90.75%	\$0.00
Series - 4000 Total	\$27,469.98	\$24,929.10	\$2,540.88	\$0.00	90.75%	\$0.00
Project - 421 CARL PERKINS Total	\$27,469.98	\$24,929.10	\$2,540.88	\$0.00	90.75%	\$0.00
Project - 511 BASIC PROG, CY						
Series - 4000						
Source - 4210 TITLE I-BASIC PROGRAM	\$587,135.17	\$278,273.56	\$308,861.61	\$0.00	47.40%	\$0.00
Series - 4000 Total	\$587,135.17	\$278,273.56	\$308,861.61	\$0.00	47.40%	\$0.00
Project - 511 BASIC PROG, CY Total	\$587,135.17	\$278,273.56	\$308,861.61	\$0.00	47.40%	\$0.00
Project - 515 SCHOOL SUPPORT						
Series - 4000						
Source - 4210 TITLE I-BASIC PROGRAM	\$0.00	\$2,347.38	\$0.00	\$2,347.38	N/A	\$0.00
Series - 4000 Total	\$0.00	\$2,347.38	\$0.00	\$2,347.38	N/A	\$0.00
Project - 515 SCHOOL SUPPORT Total	\$0.00	\$2,347.38	\$0.00	\$2,347.38	N/A	\$0.00
Project - 518 DISTINGUISHED EDUCATOR						
Series - 4000						
Source - 4210 TITLE I-BASIC PROGRAM	\$10,531.81	\$10,531.81	\$0.00	\$0.00	100.00%	\$0.00
Series - 4000 Total	\$10,531.81	\$10,531.81	\$0.00	\$0.00	100.00%	\$0.00
Project - 518 DISTINGUISHED EDUCATOR Total	\$10,531.81	\$10,531.81	\$0.00	\$0.00	100.00%	\$0.00
Project - 541 TITLE II PART A						
Series - 4000						
Source - 4210 TITLE I-BASIC PROGRAM	\$0.00	\$0.00	\$0.00	\$0.00	N/A	\$0.00
Source - 4271 PART A RECRUITMENT	\$103,187.00	\$28,737.92	\$74,449.08	\$0.00	27.85%	\$0.00
Series - 4000 Total	\$103,187.00	\$28,737.92	\$74,449.08	\$0.00	27.85%	\$0.00
Project - 541 TITLE II PART A Total	\$103,187.00	\$28,737.92	\$74,449.08	\$0.00	27.85%	\$0.00
Project - 552 TITLE IV, PART A, STUDENT SUPPORT, FORMULA GRANT						
Series - 4000						
Source - 4442 TITLE IV-STUDENT SUPPORT & ACADE	\$19,663.55	\$19,663.55	\$0.00	\$0.00	100.00%	\$0.00
Series - 4000 Total	\$19,663.55	\$19,663.55	\$0.00	\$0.00	100.00%	\$0.00
Project - 552 TITLE IV, PART A, STUDENT SUPPORT, FORMULA GRANT Total	\$19,663.55	\$19,663.55	\$0.00	\$0.00	100.00%	\$0.00
Project - 553 LEARNING CENTERS						
Series - 4000						
Source - 4443 21ST CENTURY GRANT	\$180,285.60	\$65,828.46	\$114,457.14	\$0.00	36.51%	\$0.00
Series - 4000 Total	\$180,285.60	\$65,828.46	\$114,457.14	\$0.00	36.51%	\$0.00
Project - 553 LEARNING CENTERS Total	\$180,285.60	\$65,828.46	\$114,457.14	\$0.00	36.51%	\$0.00
Project - 554 21st CENTURY-SPECIAL PROJECTS						
Series - 4000						
Source - 4443 21ST CENTURY GRANT	\$80,819.00	\$13,778.97	\$67,040.03	\$0.00	17.05%	\$0.00
Series - 4000 Total	\$80,819.00	\$13,778.97	\$67,040.03	\$0.00	17.05%	\$0.00
Project - 554 21st CENTURY-SPECIAL PROJECTS Total	\$80,819.00	\$13,778.97	\$67,040.03	\$0.00	17.05%	\$0.00
Project - 561 INDIAN ED CURRENT YR						
Series - 4000						

IDABEL PUBLIC SCHOOLS

Revenue Analysis

Options: Type of Revenue: Estimated, As Of Date: 3/31/2019

	Estimated Revenue	Revenue Collected	Revenue Receivable	Unappropriated Receipts	% Rev Collected	Current Month
Source - 4140 TITLE VI-IND, HAWAIIA, & ALASKA ED	\$74,048.00	\$24,849.39	\$49,198.61	\$0.00	33.56%	\$3,226.86
Series - 4000 Total	\$74,048.00	\$24,849.39	\$49,198.61	\$0.00	33.56%	\$3,226.86
Project - 561 INDIAN ED CURRENT YR Total	\$74,048.00	\$24,849.39	\$49,198.61	\$0.00	33.56%	\$3,226.86
Project - 563 J O'MALLEY CURR YR						
Series - 4000						
Source - 4550 JOHNSON O'MALLEY	\$20,540.00	\$14,544.30	\$5,995.70	\$0.00	70.81%	\$0.00
Series - 4000 Total	\$20,540.00	\$14,544.30	\$5,995.70	\$0.00	70.81%	\$0.00
Project - 563 J O'MALLEY CURR YR Total	\$20,540.00	\$14,544.30	\$5,995.70	\$0.00	70.81%	\$0.00
Project - 587 RURAL AND LOW INCOME						
Series - 4000						
Source - 4470 RURAL & LOW INCOME SCHOOLS	\$23,390.87	\$14,806.25	\$8,584.62	\$0.00	63.30%	\$0.00
Series - 4000 Total	\$23,390.87	\$14,806.25	\$8,584.62	\$0.00	63.30%	\$0.00
Project - 587 RURAL AND LOW INCOME Total	\$23,390.87	\$14,806.25	\$8,584.62	\$0.00	63.30%	\$0.00
Project - 591 TITLE VII-IMPACT AID						
Series - 4000						
Source - 4130 TITLE VII - IMPACT AID	\$2,589.02	\$3,980.98	\$0.00	\$1,391.96	153.76%	\$0.00
Series - 4000 Total	\$2,589.02	\$3,980.98	\$0.00	\$1,391.96	153.76%	\$0.00
Project - 591 TITLE VII-IMPACT AID Total	\$2,589.02	\$3,980.98	\$0.00	\$1,391.96	153.76%	\$0.00
Project - 592 TITLE VII-IMPACT AID-DISABLED						
Series - 4000						
Source - 4130 TITLE VII - IMPACT AID	\$0.00	\$731.23	\$0.00	\$731.23	N/A	\$0.00
Series - 4000 Total	\$0.00	\$731.23	\$0.00	\$731.23	N/A	\$0.00
Project - 592 TITLE VII-IMPACT AID-DISABLED Total	\$0.00	\$731.23	\$0.00	\$731.23	N/A	\$0.00
Project - 615 ENGAGE/DEVELOP MONITOR MINI GRANT						
Series - 4000						
Source - 4310 INDIV.WITH DISABIL.IDEA --B	\$2,944.00	\$498.74	\$2,445.26	\$0.00	16.94%	\$498.74
Series - 4000 Total	\$2,944.00	\$498.74	\$2,445.26	\$0.00	16.94%	\$498.74
Project - 615 ENGAGE/DEVELOP MONITOR MINI GRANT Total	\$2,944.00	\$498.74	\$2,445.26	\$0.00	16.94%	\$498.74
Project - 621 FLOW THRU CURRENT YR						
Series - 4000						
Source - 4310 INDIV.WITH DISABIL.IDEA --B	\$274,801.88	\$135,232.71	\$139,569.17	\$0.00	49.21%	\$21,936.76
Series - 4000 Total	\$274,801.88	\$135,232.71	\$139,569.17	\$0.00	49.21%	\$21,936.76
Project - 621 FLOW THRU CURRENT YR Total	\$274,801.88	\$135,232.71	\$139,569.17	\$0.00	49.21%	\$21,936.76
Project - 641 PRESCHOOL CURRENT YR						
Series - 4000						
Source - 4340 PRESCHOOL AGES 3-5 IDEA-B	\$9,128.46	\$13,949.89	\$0.00	\$4,821.43	152.82%	\$804.32
Series - 4000 Total	\$9,128.46	\$13,949.89	\$0.00	\$4,821.43	152.82%	\$804.32
Project - 641 PRESCHOOL CURRENT YR Total	\$9,128.46	\$13,949.89	\$0.00	\$4,821.43	152.82%	\$804.32
Project - 731 ADULT ED CURRENT YR						
Series - 4000						
Source - 4611 ADULT BASIC EDUCATION TIT.XIII	\$119,000.00	\$26,305.53	\$92,694.47	\$0.00	22.11%	\$0.00
Series - 4000 Total	\$119,000.00	\$26,305.53	\$92,694.47	\$0.00	22.11%	\$0.00

IDABEL PUBLIC SCHOOLS

Revenue Analysis

Options: Type of Revenue: Estimated, As Of Date: 3/31/2019

	Estimated Revenue	Revenue Collected	Revenue Receivable	Unappropriated Receipts	% Rev Collected	Current Month
Project - 731 ADULT ED CURRENT YR Total	\$119,000.00	\$26,305.53	\$92,694.47	\$0.00	22.11%	\$0.00
Project - 732 ENGLISH LITERACY						
Series - 4000						
Source - 4611 ADULT BASIC EDUCATION TIT.XIII	\$28,000.00	\$0.00	\$28,000.00	\$0.00	0.00%	\$0.00
Series - 4000 Total	\$28,000.00	\$0.00	\$28,000.00	\$0.00	0.00%	\$0.00
Project - 732 ENGLISH LITERACY Total	\$28,000.00	\$0.00	\$28,000.00	\$0.00	0.00%	\$0.00
Project - 771 USDA GRANT- FFA GREENHOUSE						
Series - 4000						
Source - 4689 OTHER MISC. SOURCES OF FED.REV	\$50,000.00	\$50,000.00	\$0.00	\$0.00	100.00%	\$0.00
Series - 4000 Total	\$50,000.00	\$50,000.00	\$0.00	\$0.00	100.00%	\$0.00
Project - 771 USDA GRANT- FFA GREENHOUSE Total	\$50,000.00	\$50,000.00	\$0.00	\$0.00	100.00%	\$0.00
Project - 772 FEDERAL FOREST						
Series - 4000						
Source - 4163 FOREST RESERVE RENTALS	\$0.00	\$1,512.85	\$0.00	\$1,512.85	N/A	\$0.00
Series - 4000 Total	\$0.00	\$1,512.85	\$0.00	\$1,512.85	N/A	\$0.00
Project - 772 FEDERAL FOREST Total	\$0.00	\$1,512.85	\$0.00	\$1,512.85	N/A	\$0.00
Project - 777 READING LITERACY GRANT (ILG)						
Series - 4000						
Source - 4689 OTHER MISC. SOURCES OF FED.REV	\$434,266.00	\$137,526.86	\$296,739.14	\$0.00	31.67%	\$27,536.49
Series - 4000 Total	\$434,266.00	\$137,526.86	\$296,739.14	\$0.00	31.67%	\$27,536.49
Project - 777 READING LITERACY GRANT (ILG) Total	\$434,266.00	\$137,526.86	\$296,739.14	\$0.00	31.67%	\$27,536.49
Project - 799 PRIOR YEAR FEDERAL						
Series - 1000						
Source - 1590 MISCELLANEOUS REIMBURSEMENTS	\$0.00	\$0.00	\$0.00	\$0.00	N/A	\$0.00
Series - 1000 Total	\$0.00	\$0.00	\$0.00	\$0.00	N/A	\$0.00
Series - 4000						
Source - 4140 TITLE VI-IND, HAWAIIA, & ALASKA ED	\$0.00	\$4,307.41	\$0.00	\$4,307.41	N/A	\$0.00
Source - 4210 TITLE I-BASIC PROGRAM	\$0.00	\$1,384.55	\$0.00	\$1,384.55	N/A	\$0.00
Source - 4310 INDIV.WITH DISABIL.IDEA --B	\$0.00	\$447.99	\$0.00	\$447.99	N/A	\$0.00
Source - 4443 21ST CENTURY GRANT	\$0.00	\$53,790.94	\$0.00	\$53,790.94	N/A	\$0.00
Source - 4550 JOHNSON O'MALLEY	\$0.00	\$2,635.17	\$0.00	\$2,635.17	N/A	\$0.00
Source - 4611 ADULT BASIC EDUCATION TIT.XIII	\$0.00	\$135,661.69	\$0.00	\$135,661.69	N/A	\$0.00
Series - 4000 Total	\$0.00	\$198,227.75	\$0.00	\$198,227.75	N/A	\$0.00
Project - 799 PRIOR YEAR FEDERAL Total	\$0.00	\$198,227.75	\$0.00	\$198,227.75	N/A	\$0.00
Fund - 11 GENERAL FUND FOR OP Total	\$11,872,000.56	\$7,556,855.36	\$5,040,828.52	\$725,683.32	63.65%	\$791,911.08
Report Total	\$11,872,000.56	\$7,556,855.36	\$5,040,828.52	\$725,683.32	63.65%	\$791,911.08

IDABEL PUBLIC SCHOOLS

Revenue Analysis

Options: Type of Revenue: Estimated, As Of Date: 3/31/2019

	Estimated Revenue	Revenue Collected	Revenue Receivable	Unappropriated Receipts	% Rev Collected	Current Month
Fund - 21 5 MILL BUILDING FUND						
Project - 000 NON-CATEGORICAL EXP						
Series - 1000						
Source - 1110 AD VALOREM TAX LEVY (CURRENT)	\$127,403.23	\$105,941.16	\$21,462.07	\$0.00	83.15%	\$6,975.65
Source - 1120 AD VALOREM TAX LEVY (PR.YRS)	\$0.00	\$6,832.49	\$0.00	\$6,832.49	N/A	\$535.38
Source - 1130 REVENUE IN LIEU OF TAXES	\$0.00	\$74.23	\$0.00	\$74.23	N/A	\$0.00
Series - 1000 Total	\$127,403.23	\$112,847.88	\$21,462.07	\$6,906.72	88.58%	\$7,511.03
Series - 6000						
Source - 6110 CASH FORWARD-SURPLUS CASH FWD.	\$263,825.18	\$0.00	\$263,825.18	\$0.00	0.00%	\$0.00
Series - 6000 Total	\$263,825.18	\$0.00	\$263,825.18	\$0.00	0.00%	\$0.00
Project - 000 NON-CATEGORICAL EXP Total	\$391,228.41	\$112,847.88	\$285,287.25	\$6,906.72	28.84%	\$7,511.03
Project - 020 PRINCIPAL/INTEREST ON BONDS						
Series - 1000						
Source - 1690 MISC. REV. FROM DIST.SOURCE	\$0.00	\$4,815.38	\$0.00	\$4,815.38	N/A	\$0.00
Series - 1000 Total	\$0.00	\$4,815.38	\$0.00	\$4,815.38	N/A	\$0.00
Project - 020 PRINCIPAL/INTEREST ON BONDS Total	\$0.00	\$4,815.38	\$0.00	\$4,815.38	N/A	\$0.00
Fund - 21 5 MILL BUILDING FUND Total	\$391,228.41	\$117,663.26	\$285,287.25	\$11,722.10	30.08%	\$7,511.03
Report Total	\$391,228.41	\$117,663.26	\$285,287.25	\$11,722.10	30.08%	\$7,511.03

IDABEL PUBLIC SCHOOLS

Revenue Analysis

Options: Type of Revenue: Estimated, As Of Date: 3/31/2019

	Estimated Revenue	Revenue Collected	Revenue Receivable	Unappropriated Receipts	% Rev Collected	Current Month
Fund - 22 CHILD NUTRITION FUND						
Project - 000 NON-CATEGORICAL EXP						
Series - 1000						
Source - 1590 MISCELLANEOUS REIMBURSEMENTS	\$161.20	\$161.20	\$0.00	\$0.00	100.00%	\$0.00
Series - 1000 Total	\$161.20	\$161.20	\$0.00	\$0.00	100.00%	\$0.00
Series - 6000						
Source - 6110 CASH FORWARD-SURPLUS CASH FWD.	\$337,193.36	\$0.00	\$337,193.36	\$0.00	0.00%	\$0.00
Series - 6000 Total	\$337,193.36	\$0.00	\$337,193.36	\$0.00	0.00%	\$0.00
Project - 000 NON-CATEGORICAL EXP Total	\$337,354.56	\$161.20	\$337,193.36	\$0.00	0.05%	\$0.00
Project - 332 FLEX BENEFITS / NON CERT						
Series - 3000						
Source - 3250 EDUCATION FLEX.BENEFIT ALLOW.	\$24,217.45	\$14,778.52	\$9,438.93	\$0.00	61.02%	\$1,843.79
Series - 3000 Total	\$24,217.45	\$14,778.52	\$9,438.93	\$0.00	61.02%	\$1,843.79
Project - 332 FLEX BENEFITS / NON CERT Total	\$24,217.45	\$14,778.52	\$9,438.93	\$0.00	61.02%	\$1,843.79
Project - 335 NC MED PD BY STATE						
Series - 3000						
Source - 3250 EDUCATION FLEX.BENEFIT ALLOW.	\$37,678.89	\$29,554.62	\$8,124.27	\$0.00	78.44%	\$3,854.95
Series - 3000 Total	\$37,678.89	\$29,554.62	\$8,124.27	\$0.00	78.44%	\$3,854.95
Project - 335 NC MED PD BY STATE Total	\$37,678.89	\$29,554.62	\$8,124.27	\$0.00	78.44%	\$3,854.95
Project - 385 CHILD NUTR PROGRAM						
Series - 3000						
Source - 3720 STATE MATCHING	\$7,903.99	\$3,781.09	\$4,122.90	\$0.00	47.84%	\$0.00
Series - 3000 Total	\$7,903.99	\$3,781.09	\$4,122.90	\$0.00	47.84%	\$0.00
Project - 385 CHILD NUTR PROGRAM Total	\$7,903.99	\$3,781.09	\$4,122.90	\$0.00	47.84%	\$0.00
Project - 763 LUNCHES						
Series - 4000						
Source - 4710 LUNCHES	\$602,671.87	\$521,596.80	\$81,075.07	\$0.00	86.55%	\$78,678.45
Series - 4000 Total	\$602,671.87	\$521,596.80	\$81,075.07	\$0.00	86.55%	\$78,678.45
Project - 763 LUNCHES Total	\$602,671.87	\$521,596.80	\$81,075.07	\$0.00	86.55%	\$78,678.45
Project - 764 BREAKFASTA						
Series - 4000						
Source - 4720 BREAKFASTS	\$282,520.77	\$293,926.86	\$0.00	\$11,406.09	104.04%	\$45,462.16
Series - 4000 Total	\$282,520.77	\$293,926.86	\$0.00	\$11,406.09	104.04%	\$45,462.16
Project - 764 BREAKFASTA Total	\$282,520.77	\$293,926.86	\$0.00	\$11,406.09	104.04%	\$45,462.16
Project - 766 SUMMER FOOD SERVICE						
Series - 4000						
Source - 4740 SUMMER FOOD SERV.PROG.	\$70,403.05	\$55,575.67	\$14,827.38	\$0.00	78.94%	\$0.00
Series - 4000 Total	\$70,403.05	\$55,575.67	\$14,827.38	\$0.00	78.94%	\$0.00
Project - 766 SUMMER FOOD SERVICE Total	\$70,403.05	\$55,575.67	\$14,827.38	\$0.00	78.94%	\$0.00
Fund - 22 CHILD NUTRITION FUND Total	\$1,362,750.58	\$919,374.76	\$454,781.91	\$11,406.09	67.46%	\$129,839.35
Report Total	\$1,362,750.58	\$919,374.76	\$454,781.91	\$11,406.09	67.46%	\$129,839.35

IDABEL PUBLIC SCHOOLS

Revenue Analysis

Options: Type of Revenue: Estimated, As Of Date: 3/31/2019

	Estimated Revenue	Revenue Collected	Revenue Receivable	Unappropriated Receipts	% Rev Collected	Current Month
Fund - 41 SINKING FUND						
Project - 000 NON-CATEGORICAL EXP						
Series - 1000						
Source - 1110 AD VALOREM TAX LEVY (CURRENT)	\$0.00	\$470,161.88	\$0.00	\$470,161.88	N/A	\$31,383.55
Source - 1120 AD VALOREM TAX LEVY (PR.YRS)	\$0.00	\$34,771.13	\$0.00	\$34,771.13	N/A	\$2,221.49
Source - 1130 REVENUE IN LIEU OF TAXES	\$0.00	\$326.25	\$0.00	\$326.25	N/A	\$0.00
Series - 1000 Total	\$0.00	\$505,259.26	\$0.00	\$505,259.26	N/A	\$33,605.04
Project - 000 NON-CATEGORICAL EXP Total	\$0.00	\$505,259.26	\$0.00	\$505,259.26	N/A	\$33,605.04
Fund - 41 SINKING FUND Total	\$0.00	\$505,259.26	\$0.00	\$505,259.26	N/A	\$33,605.04
Report Total	\$0.00	\$505,259.26	\$0.00	\$505,259.26	N/A	\$33,605.04

IDABEL PUBLIC SCHOOLS

Budget Analysis

Options: Year: 2018-2019, Date Range: 7/1/2018 - 6/30/2019, Print Detail: False

Classification	Appropriation	Encumbered	Paid	Encumbered Balance	Unencumbered Balance	% Enc Budget
2018-2019						
000 NON-CATEGORICAL EXP	10,031,917.34	6,613,692.99	4,333,154.69	2,280,538.30	3,418,224.35	65.93%
001 DISTRICT - UTILITIES	0.00	47,670.98	35,192.22	12,478.76	-47,670.98	100.00%
002 DISTRICT - CERTIFIED SALARIES	0.00	5,355.44	4,016.56	1,338.88	-5,355.44	100.00%
004 DISTRICT - SCHOOL BOARD EXPENS	0.00	11,708.03	10,757.03	951.00	-11,708.03	100.00%
005 DISTRICT - CURRICULUM DIRECTOR	0.00	17,725.00	13,429.58	4,295.42	-17,725.00	100.00%
006 DISTRICT - TECHNOLOGY DIRECTOR	0.00	88,636.75	55,240.16	33,396.59	-88,636.75	100.00%
007 DISTRICT - HEALTH SRVS DIRECTO	0.00	47,053.30	31,222.77	15,830.53	-47,053.30	100.00%
008 DISTRICT - CONTRACTS & FEES	0.00	227,795.69	193,147.65	34,648.04	-227,795.69	100.00%
009 DISTRICT - BUILDING & GROUNDS	0.00	61,350.43	42,005.43	19,345.00	-61,350.43	100.00%
016 SCHOOL VEHICLE-PERSONAL USE	397.84	0.00	0.00	0.00	397.84	0.00%
017 MIFI-VERIZON	33,478.20	52,435.36	37,552.11	14,883.25	-18,957.16	156.63%
019 ARVEST BANK GRANT	2,416.00	0.00	0.00	0.00	2,416.00	0.00%
020 PRINCIPAL/INTEREST ON BONDS	500,000.00	587,332.69	587,332.69	0.00	-87,332.69	117.47%
021 ANONYMOUS DONOR-CLEET	0.00	9,647.00	9,647.00	0.00	-9,647.00	100.00%
022 IDABEL FFA TRACTOR	0.00	7,317.88	4,887.60	2,430.28	-7,317.88	100.00%
023 CHOCTAW NATION - TPP	0.00	7,136.13	6,793.58	342.55	-7,136.13	100.00%
024 WEYCO -SAFETY GRANT	10,000.00	8,200.00	7,125.00	1,075.00	1,800.00	82.00%
025 IDABEL FOUNDATION GRANTS	0.00	8,322.90	6,601.89	1,721.01	-8,322.90	100.00%
038 ADMIN - CERTIFIED SALARIES	0.00	160,098.42	119,507.11	40,591.31	-160,098.42	100.00%
039 ADMIN - SUPPORT STAFF SALARIES	0.00	131,234.08	99,482.96	31,751.12	-131,234.08	100.00%
040 ADMIN - PROFESSIONAL DEVELPMEN	0.00	10,721.96	6,257.09	4,464.87	-10,721.96	100.00%
041 ADMIN - OFFICE SUPPLIES	0.00	2,832.99	2,212.99	620.00	-2,832.99	100.00%
042 ADMIN - COPY SUPPLIES	0.00	6,045.08	4,239.22	1,805.86	-6,045.08	100.00%
044 ADMIN - SECURITY & ALARM	0.00	501.00	351.00	150.00	-501.00	100.00%
045 ADMIN - CONTRACT & FEES	0.00	22,069.18	17,996.08	4,073.10	-22,069.18	100.00%
075 BUS - SALARIES	0.00	97,816.57	70,167.61	27,648.96	-97,816.57	100.00%
076 BUS - OFFICE SUPPLIES	0.00	850.00	390.86	459.14	-850.00	100.00%
077 BUS - COPY SUPPLIES	0.00	201.63	101.63	100.00	-201.63	100.00%
078 BUS - MAINTENANCE	0.00	132,428.41	92,958.28	39,470.13	-132,428.41	100.00%
079 BUS - TRANSPORTATION	0.00	103,545.10	59,403.09	44,142.01	-103,545.10	100.00%
080 BUS - ROUTE TRANSPORTATION	80,245.00	140,413.66	116,394.65	24,019.01	-60,168.66	174.98%
081 BUS - GROUNDS	0.00	52,568.53	34,973.11	17,595.42	-52,568.53	100.00%
082 BUS - UTILITIES	0.00	8,250.00	4,354.99	3,895.01	-8,250.00	100.00%
103 CNP - COPY SUPPLIES	0.00	4,021.30	3,115.44	905.86	-4,021.30	100.00%
110 CHILD NUTRITION	0.00	988,970.75	713,307.45	275,663.30	-988,970.75	100.00%
114 SE - SUPPORT STAFF SALARIES	0.00	1,032.72	1,032.72	0.00	-1,032.72	100.00%
117 SE - OFFICE SUPPLIES	0.00	234.00	234.00	0.00	-234.00	100.00%
118 SE - OFFICE SUPPLIES - SP ED	0.00	158.58	158.58	0.00	-158.58	100.00%
119 SE - COPY SUPPLIES	0.00	788.31	538.31	250.00	-788.31	100.00%
121 SE - BUILDING & GROUNDS	3,895.40	5,144.65	3,795.40	1,349.25	-1,249.25	132.07%

Budget Analysis

Options: Year: 2018-2019, Date Range: 7/1/2018 - 6/30/2019, Print Detail: False

Classification	Appropriation	Encumbered	Paid	Encumbered Balance	Unencumbered Balance	% Enc Budget
2018-2019						
132 SE-MARTHA A JOHNSON TRUST	24,000.00	0.00	0.00	0.00	24,000.00	0.00%
140 EVENSTART CAREER TECH-MOU	0.00	4,867.89	405.43	4,462.46	-4,867.89	100.00%
151 PS - PROFESSIONAL DEVELOPMENT	0.00	650.13	465.13	185.00	-650.13	100.00%
152 PS - OFFICE SUPPLIES	0.00	5,836.72	4,561.92	1,274.80	-5,836.72	100.00%
153 PS - COPY SUPPLIES	0.00	6,430.43	3,430.43	3,000.00	-6,430.43	100.00%
154 PS - BUILDING & GROUNDS	0.00	30,203.43	30,203.43	0.00	-30,203.43	100.00%
155 PS - SECURITY & ALARM	0.00	430.00	430.00	0.00	-430.00	100.00%
156 PS - CONTRACTS & FEES	0.00	3,747.30	3,265.50	481.80	-3,747.30	100.00%
157 PS - UTILITIES	0.00	23,585.26	19,664.82	3,920.44	-23,585.26	100.00%
161 PS - INSTRUCTIONAL SALARIES	0.00	1,910.75	1,225.28	685.47	-1,910.75	100.00%
162 PS - INSTR. SUPPORT STAFF SALA	0.00	146.30	87.78	58.52	-146.30	100.00%
163 PS - INSTRUCTIONAL EXPENSES	0.00	3,125.00	2,936.33	188.67	-3,125.00	100.00%
170 EZ MART GRANT-RAMSEY	0.00	344.00	0.00	344.00	-344.00	100.00%
188 CENT - PROFESSIONAL DEVELOPMEN	0.00	1,008.74	606.74	402.00	-1,008.74	100.00%
189 CENT - OFFICE SUPPLIES	0.00	2,039.97	2,000.68	39.29	-2,039.97	100.00%
190 CENT - COPY SUPPLIES	0.00	10,184.06	4,378.19	5,805.87	-10,184.06	100.00%
191 CENT - BUILDING & GROUNDS	47,482.90	118,485.90	12,293.00	106,192.90	-71,003.00	249.53%
193 CENT - CONTRACTS & FEES	0.00	3,265.50	3,265.50	0.00	-3,265.50	100.00%
194 CENT - UTILITIES	0.00	43,032.32	26,460.32	16,572.00	-43,032.32	100.00%
196 CENT - LIBRARY REPAIRS & SUPPL	0.00	12,977.99	12,977.99	0.00	-12,977.99	100.00%
198 CENT - INSTRUCTIONAL SALARIES	0.00	2,903.60	2,593.22	310.38	-2,903.60	100.00%
200 CENT - INSTRUCTIONAL EXPENSES	0.00	600.00	600.00	0.00	-600.00	100.00%
225 MS - PROFESSIONAL DEVELOPOMENT	0.00	6,542.95	5,660.49	882.46	-6,542.95	100.00%
226 MS - OFFICE SUPPLIES	0.00	2,360.69	2,360.69	0.00	-2,360.69	100.00%
227 MS - COPY SUPPLIES	0.00	7,265.01	4,659.12	2,605.89	-7,265.01	100.00%
228 MS - BUILDING & GROUNDS	91,138.95	309,057.08	292,725.97	16,331.11	-217,918.13	339.11%
230 MS - CONTRACTS AND FEES	0.00	3,365.50	3,315.50	50.00	-3,365.50	100.00%
237 MS - INSTRUCTIONAL EXPENSE	0.00	4,032.73	3,708.90	323.83	-4,032.73	100.00%
241 MS - UTILITIES	0.00	75,383.48	45,669.93	29,713.55	-75,383.48	100.00%
243 MS -LIBRARY REPAIRS & SUPPLIES	0.00	76.89	76.89	0.00	-76.89	100.00%
245 MS - INSTRUCTIONAL SALARIES	0.00	4,913.42	3,645.45	1,267.97	-4,913.42	100.00%
246 MS - VOCAL MUSIC	0.00	4,050.65	3,035.85	1,014.80	-4,050.65	100.00%
247 MS - ATHLETICS	0.00	2,087.10	2,087.10	0.00	-2,087.10	100.00%
248 MS - ACTIVITY BUS DRIVERS	0.00	876.17	526.05	350.12	-876.17	100.00%
262 HS - PROFESSIONAL DEVELOPMENT	0.00	2,122.55	1,672.90	449.65	-2,122.55	100.00%
263 HS - OFFICE SUPPLIES	0.00	3,661.39	2,771.42	889.97	-3,661.39	100.00%
264 HS - COPY SUPPLIES	0.00	11,020.86	8,214.97	2,805.89	-11,020.86	100.00%
265 HS - BUILDING & GROUNDS	37,958.20	129,881.30	126,350.73	3,530.57	-91,923.10	342.17%
267 HS - CONTRACTS & FEES	0.00	3,265.50	3,265.50	0.00	-3,265.50	100.00%

IDABEL PUBLIC SCHOOLS

Budget Analysis

Options: Year: 2018-2019, Date Range: 7/1/2018 - 6/30/2019, Print Detail: False

Classification	Appropriation	Encumbered	Paid	Encumbered Balance	Unencumbered Balance	% Enc Budget
2018-2019						
268 HS - UTILITIES	0.00	183,549.77	93,458.02	90,091.75	-183,549.77	100.00%
270 HS - LIBRARY REPAIRS & SUPPLIE	0.00	1,716.07	1,112.04	604.03	-1,716.07	100.00%
271 HS - LIBRARY ACCREDITATION EXP	0.00	288.99	0.00	288.99	-288.99	100.00%
272 HS - INSTRUCTIONAL SALARIES	0.00	15,179.46	12,502.74	2,676.72	-15,179.46	100.00%
274 HS - INSTRUCTIONAL EXPENSES	0.00	5,161.06	4,134.18	1,026.88	-5,161.06	100.00%
277 HS - FFA	0.00	577.56	577.56	0.00	-577.56	100.00%
281 HS - BAND	0.00	15,129.94	11,561.94	3,568.00	-15,129.94	100.00%
282 HS - VOCAL MUSIC	150.00	22,032.97	11,705.29	10,327.68	-21,882.97	14,688.65%
283 HS - ACADEMIC TEAM	0.00	1,762.56	0.00	1,762.56	-1,762.56	100.00%
284 HS - ATHLETICS	0.00	76,300.44	57,872.97	18,427.47	-76,300.44	100.00%
317 DRIVER ED	3,272.50	2,197.42	2,197.42	0.00	1,075.08	67.15%
319 ADULT ED MATCHING	18,671.26	7,578.67	4,185.27	3,393.40	11,092.59	40.59%
331 FLEX BENEFITS / CERT	10,874.76	11,014.18	6,622.45	4,391.73	-139.42	101.28%
332 FLEX BENEFITS / NON CERT	72,840.96	70,944.06	43,249.32	27,694.74	1,896.90	97.40%
333 STATE TEXTBOOKS	58,455.90	71,293.83	71,293.83	0.00	-12,837.93	121.96%
334 CER MED PD BY STATE	621,075.60	659,744.10	400,962.60	258,781.50	-38,668.50	106.23%
335 NC MED PD BY STATE	328,384.80	346,826.70	214,758.90	132,067.80	-18,441.90	105.62%
367 READING SUFFICIENCY	0.00	6,183.50	6,183.50	0.00	-6,183.50	100.00%
385 CHILD NUTR PROGRAM	7,903.99	0.00	0.00	0.00	7,903.99	0.00%
388 ALTERNATIVE ED GRANT	48,592.80	45,248.03	39,383.00	5,865.03	3,344.77	93.12%
411 COMPR HS PROG	21,440.00	25,067.95	18,028.02	7,039.93	-3,627.95	116.92%
412 VOCATIONAL PROGRAMS	36,499.00	27,509.25	19,646.29	7,862.96	8,989.75	75.37%
421 CARL PERKINS	27,469.98	26,377.10	26,377.10	0.00	1,092.88	96.02%
511 BASIC PROG, CY	587,135.17	549,352.45	360,441.57	188,910.88	37,782.72	93.56%
515 SCHOOL SUPPORT	0.00	3,739.38	3,272.38	467.00	-3,739.38	100.00%
518 DISTINGUISHED EDUCATOR	10,531.81	10,531.81	10,531.81	0.00	0.00	100.00%
541 TITLE II PART A	103,187.00	87,719.19	57,668.07	30,051.12	15,467.81	85.01%
552 TITLE IV, PART A, STUDENT SUPPORT, FORMULA GRANT	19,663.55	0.00	0.00	0.00	19,663.55	0.00%
553 LEARNING CENTERS	180,285.60	100,310.19	84,774.39	15,535.80	79,975.41	55.64%
554 21st CENTURY-SPECIAL PROJECTS	80,819.00	41,849.59	35,461.32	6,388.27	38,969.41	51.78%
561 INDIAN ED CURRENT YR	74,048.00	47,499.87	33,836.13	13,663.74	26,548.13	64.15%
563 J O'MALLEY CURR YR	20,540.00	20,708.75	15,239.64	5,469.11	-168.75	100.82%
587 RURAL AND LOW INCOME	23,390.87	15,724.07	14,806.25	917.82	7,666.80	67.22%
591 TITLE VII-IMPACT AID	2,589.02	0.00	0.00	0.00	2,589.02	0.00%
615 ENGAGE/DEVELOP MONITOR MINI GRANT	2,944.00	1,831.96	1,191.96	640.00	1,112.04	62.23%
621 FLOW THRU CURRENT YR	274,801.88	266,914.60	158,545.69	108,368.91	7,887.28	97.13%
641 PRESCHOOL CURRENT YR	9,128.46	19,642.51	15,744.75	3,897.76	-10,514.05	215.18%
731 ADULT ED CURRENT YR	119,000.00	78,535.02	44,983.51	33,551.51	40,464.98	66.00%
732 ENGLISH LITERACY	28,000.00	0.00	0.00	0.00	28,000.00	0.00%

Budget Analysis

Options: Year: 2018-2019, Date Range: 7/1/2018 - 6/30/2019, Print Detail: False

Classification	Appropriation	Encumbered	Paid	Encumbered Balance	Unencumbered Balance	% Enc Budget
2018-2019						
763 LUNCHES	602,671.87	0.00	0.00	0.00	602,671.87	0.00%
764 BREAKFASTA	282,520.77	8,599.64	0.00	8,599.64	273,921.13	3.04%
766 SUMMER FOOD SERVICE	70,403.05	0.00	0.00	0.00	70,403.05	0.00%
771 USDA GRANT- FFA GREENHOUSE	50,000.00	0.00	0.00	0.00	50,000.00	0.00%
777 READING LITERACY GRANT (ILG)	434,266.00	296,915.02	160,643.23	136,271.79	137,350.98	68.37%
802 ANNUAL - HS	0.00	391.93	314.94	76.99	-391.93	100.00%
803 IDABEL ALUMNI ASSOCIATION-HS	0.00	6,753.74	3,672.26	3,081.48	-6,753.74	100.00%
805 LEO CLUB - HS	0.00	24.73	24.73	0.00	-24.73	100.00%
806 BASEBALL FIELD PRO-HS	0.00	6,000.00	6,000.00	0.00	-6,000.00	100.00%
807 DISTRICT TECH USE FEE- HS	0.00	2,849.70	1,013.00	1,836.70	-2,849.70	100.00%
808 SPECIAL OLYMPICS- HS	0.00	5,931.86	2,249.86	3,682.00	-5,931.86	100.00%
809 BAND UNIFORMS - HIGH SCHOOL	0.00	19,784.17	8,284.57	11,499.60	-19,784.17	100.00%
810 ATHLETICS - HS	0.00	65,496.54	57,059.76	8,436.78	-65,496.54	100.00%
812 BAND - HS	0.00	19,779.17	19,064.17	715.00	-19,779.17	100.00%
818 CHEERLEADERS - HS	0.00	11,991.06	11,964.06	27.00	-11,991.06	100.00%
820 DANCE TEAM - HS	0.00	3,321.60	1,012.60	2,309.00	-3,321.60	100.00%
822 FACULTY CONCESSIONS - HS	0.00	57.15	42.15	15.00	-57.15	100.00%
826 FBLA (BPA) - HS	0.00	30.00	0.00	30.00	-30.00	100.00%
830 FFA - HIGH SCHOOL	0.00	22,197.11	20,975.78	1,221.33	-22,197.11	100.00%
832 FHA (FCCLA) - HIGH SCHOOL	0.00	2,787.00	1,906.38	880.62	-2,787.00	100.00%
833 GUIDANCE - HIGH SCHOOL	0.00	400.00	0.00	400.00	-400.00	100.00%
837 KEY CLUB - HIGH SCHOOL	0.00	1,537.68	1,537.68	0.00	-1,537.68	100.00%
839 IHS ACADEMIC TEAM-HIGH SCHOOL	0.00	932.00	932.00	0.00	-932.00	100.00%
840 LIBRARY - HIGH SCHOOL	0.00	1,854.00	0.00	1,854.00	-1,854.00	100.00%
842 NATIVE AM CLUB - HIGH SCHOOL	0.00	743.44	293.44	450.00	-743.44	100.00%
846 NAT'L HONOR SOC - HIGH SCHOOL	0.00	751.00	751.00	0.00	-751.00	100.00%
851 MISS I.H.S. - HIGH SCHOOL	0.00	2,457.69	2,252.86	204.83	-2,457.69	100.00%
852 POPTIME - HIGH SCHOOL	0.00	14,465.62	11,175.95	3,289.67	-14,465.62	100.00%
854 SENIORS 2021- HIGH SCHOOL	0.00	53.14	53.14	0.00	-53.14	100.00%
856 SENIORS 2019- HIGH SCHOOL	0.00	846.18	98.18	748.00	-846.18	100.00%
858 SENIORS 2022 - HIGH SCHOOL	0.00	76.84	76.84	0.00	-76.84	100.00%
859 SPANISH CLUB - HIGH SCHOOL	0.00	543.10	543.10	0.00	-543.10	100.00%
861 SENIORS 2020 - HIGH SCHOOL	0.00	696.43	182.11	514.32	-696.43	100.00%
862 STUDENT INCENTIVE-HIGH SCHOOL	0.00	3,401.51	2,149.39	1,252.12	-3,401.51	100.00%
866 STUDENT COUNCIL-HIGH SCHOOL	0.00	1,648.11	1,533.11	115.00	-1,648.11	100.00%
867 WARRIOR ACADEMY-HIGH SCH	0.00	139.36	139.36	0.00	-139.36	100.00%
870 WARRIOR CLUB - HIGH SCHOOL	0.00	32,646.65	29,697.65	2,949.00	-32,646.65	100.00%
901 DISTRICT TECH USE FEE- MS	0.00	3,000.00	2,311.00	689.00	-3,000.00	100.00%
902 BAND - MIDDLE SCHOOL	0.00	13,549.05	10,909.05	2,640.00	-13,549.05	100.00%
903 CHEERLEADERS-MIDDLE SCHOOL	0.00	6,904.05	6,904.05	0.00	-6,904.05	100.00%
904 CHORAL MUSIC - MIDDLE SCHOOL	0.00	2,440.60	2,440.60	0.00	-2,440.60	100.00%

Budget Analysis

Options: Year: 2018-2019, Date Range: 7/1/2018 - 6/30/2019, Print Detail: False

Classification	Appropriation	Encumbered	Paid	Encumbered Balance	Unencumbered Balance	% Enc Budget
2018-2019						
905 COMP SPORTS - MIDDLE SCHOOL	0.00	13,951.80	13,101.80	850.00	-13,951.80	100.00%
907 HONOR SOCIETY-MIDDLE SCHOOL	0.00	2,108.55	615.00	1,493.55	-2,108.55	100.00%
908 LEGO - MIDDLE SCHOOL	0.00	1,507.54	620.39	887.15	-1,507.54	100.00%
909 LIBRARY MISC - MIDDLE SCHOOL	0.00	277.36	219.33	58.03	-277.36	100.00%
910 TIME TREKKERS - MIDDLE SCH	0.00	9,580.93	5,547.69	4,033.24	-9,580.93	100.00%
911 COMP ACADEMICS-MIDDLE SCHOOL	0.00	34.37	34.37	0.00	-34.37	100.00%
916 STUDENT CO - MIDDLE SCHOOL	0.00	600.00	405.32	194.68	-600.00	100.00%
921 MIDDLE SCHOOL SPECIAL - MS	0.00	7,413.50	6,401.86	1,011.64	-7,413.50	100.00%
930 GENERAL STUDENT - CENTRAL	0.00	18,337.22	10,716.98	7,620.24	-18,337.22	100.00%
931 BOOK FAIR - CENTRAL	0.00	2,000.00	0.00	2,000.00	-2,000.00	100.00%
932 COKE - CENTRAL	0.00	2,706.14	1,502.00	1,204.14	-2,706.14	100.00%
933 CHARACTER COUNTS - CENTRAL	0.00	510.72	510.72	0.00	-510.72	100.00%
934 BROADWAY KIDS - CENTRAL	0.00	1,352.92	1,217.47	135.45	-1,352.92	100.00%
937 STEM - CENTRAL	0.00	189.99	189.99	0.00	-189.99	100.00%
938 PTO - CENTRAL	0.00	325.00	0.00	325.00	-325.00	100.00%
941 PSE LIBRARY - PRIMARY SOUTH	0.00	3,476.62	3,476.62	0.00	-3,476.62	100.00%
942 COKE - PRIMARY SOUTH	0.00	2,607.09	1,834.88	772.21	-2,607.09	100.00%
952 STUDENT SERV-PRIMARY SOUTH	0.00	929.95	929.95	0.00	-929.95	100.00%
953 SWEET SOUNDS-PRIMARY SOUTH	0.00	898.97	748.97	150.00	-898.97	100.00%
962 PRE K & K - PRIMARY SOUTH	0.00	15,721.70	10,149.68	5,572.02	-15,721.70	100.00%
980 GENERAL STUDENT - EVENSTART	0.00	1,402.21	1,083.72	318.49	-1,402.21	100.00%
983 GENERAL - ADMINISTRATION	0.00	11,996.30	10,477.13	1,519.17	-11,996.30	100.00%
Total 2018-2019	\$15,094,487.43	\$14,043,014.80	\$9,690,979.46	\$4,352,035.34	\$1,051,472.63	93.03 %
Report Total	\$15,094,487.43	\$14,043,014.80	\$9,690,979.46	\$4,352,035.34	\$1,051,472.63	93.03 %

Revenue/Expenditure Summary

Options: Fund: 60, Date Range: 3/1/2019 - 3/31/2019

	Begin Balance	Receipts	Adjusting Entries	Payments	Cash End Balance	Unpaid POs	End Balance
Unit - 050 DISTRICT WIDE							
983 GENERAL - ADMINISTRATION	\$8,520.24	\$282.63	\$0.00	\$2,053.24	\$6,749.63	\$1,519.17	\$5,230.46
985 DRIVERS ED - ADMINISTRATION	\$2,250.00	\$1,675.00	\$0.00	\$0.00	\$3,925.00	\$0.00	\$3,925.00
986 REFUND ACCT - ALL SCHOOLS	\$801.00	\$0.00	\$0.00	\$0.00	\$801.00	\$0.00	\$801.00
987 CAFETERIA - REFUND ACCT	\$6,464.80	\$1,570.00	\$0.00	\$0.00	\$8,034.80	\$0.00	\$8,034.80
Total Unit - 050 DISTRICT WIDE	\$18,036.04	\$3,527.63	\$0.00	\$2,053.24	\$19,510.43	\$1,519.17	\$17,991.26
Unit - 105 EVENSTART-EARLY CHILDHOOD							
980 GENERAL STUDENT - EVENSTART	\$799.98	\$0.00	\$0.00	\$5.67	\$794.31	\$318.49	\$475.82
Total Unit - 105 EVENSTART-EARLY CHILDHOOD	\$799.98	\$0.00	\$0.00	\$5.67	\$794.31	\$318.49	\$475.82
Unit - 110 CENTRAL ELEMENTARY							
930 GENERAL STUDENT - CENTRAL	\$37,042.41	\$827.00	\$0.00	\$186.26	\$37,683.15	\$7,620.24	\$30,062.91
931 BOOK FAIR - CENTRAL	\$2,082.59	\$3,627.65	\$0.00	\$0.00	\$5,710.24	\$2,000.00	\$3,710.24
932 COKE - CENTRAL	\$5,662.02	\$180.00	\$0.00	\$925.00	\$4,917.02	\$1,204.14	\$3,712.88
933 CHARACTER COUNTS - CENTRAL	\$456.65	\$0.00	\$0.00	\$0.00	\$456.65	\$0.00	\$456.65
934 BROADWAY KIDS - CENTRAL	\$1,955.73	\$0.00	\$0.00	\$257.89	\$1,697.84	\$135.45	\$1,562.39
936 5TH GRADE - CENTRAL	\$245.11	\$0.00	\$0.00	\$0.00	\$245.11	\$0.00	\$245.11
937 STEM - CENTRAL	\$403.58	\$0.00	\$0.00	\$0.00	\$403.58	\$0.00	\$403.58
938 PTO - CENTRAL	\$4,209.98	\$1,133.00	\$0.00	\$0.00	\$5,342.98	\$325.00	\$5,017.98
Total Unit - 110 CENTRAL ELEMENTARY	\$52,058.07	\$5,767.65	\$0.00	\$1,369.15	\$56,456.57	\$11,284.83	\$45,171.74
Unit - 120 PRIMARY SOUTH							
941 PSE LIBRARY - PRIMARY SOUTH	\$806.42	\$1,639.93	\$0.00	\$1,523.88	\$922.47	\$0.00	\$922.47
942 COKE - PRIMARY SOUTH	\$2,047.41	\$218.83	\$0.00	\$126.00	\$2,140.24	\$772.21	\$1,368.03
947 PTO - PRIMARY SOUTH	\$926.55	\$0.00	\$0.00	\$0.00	\$926.55	\$0.00	\$926.55
952 STUDENT SERV-PRIMARY SOUTH	\$616.42	\$0.00	\$0.00	\$0.00	\$616.42	\$0.00	\$616.42
953 SWEET SOUNDS-PRIMARY SOUTH	\$443.23	\$171.75	\$0.00	\$0.00	\$614.98	\$150.00	\$464.98
962 PRE K & K - PRIMARY SOUTH	\$10,445.21	\$309.00	\$0.00	\$221.87	\$10,532.34	\$5,572.02	\$4,960.32
Total Unit - 120 PRIMARY SOUTH	\$15,285.24	\$2,339.51	\$0.00	\$1,871.75	\$15,753.00	\$6,494.23	\$9,258.77
Unit - 505 IDABEL MIDDLE SCHOOL							
900 ART - MIDDLE SCHOOL	\$201.76	\$0.00	\$0.00	\$0.00	\$201.76	\$0.00	\$201.76
901 DISTRICT TECH USE FEE- MS	\$5,947.00	\$222.00	\$0.00	\$0.00	\$6,169.00	\$689.00	\$5,480.00
902 BAND - MIDDLE SCHOOL	\$5,571.56	\$3,021.80	\$0.00	\$4,583.03	\$4,010.33	\$2,640.00	\$1,370.33
903 CHEERLEADERS-MIDDLE SCHOOL	\$138.92	\$3,040.00	\$0.00	\$0.00	\$3,178.92	\$0.00	\$3,178.92
904 CHORAL MUSIC - MIDDLE SCHOOL	\$3,497.58	\$0.00	\$0.00	\$123.24	\$3,374.34	\$0.00	\$3,374.34
905 COMP SPORTS - MIDDLE SCHOOL	\$10,792.36	\$0.00	(\$200.00)	\$0.00	\$10,592.36	\$850.00	\$9,742.36
906 FACULTY ACCOUNT-MIDDLE SCH	\$51.72	\$0.00	\$0.00	\$0.00	\$51.72	\$0.00	\$51.72
907 HONOR SOCIETY-MIDDLE SCHOOL	\$5,100.10	\$695.00	\$0.00	\$165.00	\$5,630.10	\$1,493.55	\$4,136.55
908 LEGO - MIDDLE SCHOOL	\$3,283.57	\$0.00	\$0.00	\$107.32	\$3,176.25	\$887.15	\$2,289.10
909 LIBRARY MISC - MIDDLE SCHOOL	\$578.02	\$0.00	\$0.00	\$0.00	\$578.02	\$58.03	\$519.99
910 TIME TREKKERS - MIDDLE SCH	\$6,284.69	\$1,215.99	\$200.00	\$498.00	\$7,202.68	\$4,033.24	\$3,169.44
911 COMP ACADEMICS-MIDDLE SCHOOL	\$136.91	\$0.00	\$0.00	\$6.33	\$130.58	\$0.00	\$130.58
913 SCIENCE DEPT - MIDDLE SCHOOL	\$1,692.29	\$0.00	\$0.00	\$0.00	\$1,692.29	\$0.00	\$1,692.29
915 SPORT JACKET - MIDDLE SCHOOL	\$35.29	\$0.00	\$0.00	\$0.00	\$35.29	\$0.00	\$35.29
916 STUDENT CO - MIDDLE SCHOOL	\$2,332.99	\$0.00	\$0.00	\$0.00	\$2,332.99	\$194.68	\$2,138.31
921 MIDDLE SCHOOL SPECIAL - MS	\$4,788.73	\$845.50	\$0.00	\$156.50	\$5,477.73	\$1,011.64	\$4,466.09
922 HISPANIC CLUB - MIDDLE SCHOOL	\$798.16	\$247.00	\$0.00	\$0.00	\$1,045.16	\$0.00	\$1,045.16
927 YEARBOOK - MIDDLE SCHOOL	\$118.87	\$0.00	\$0.00	\$0.00	\$118.87	\$0.00	\$118.87
Total Unit - 505 IDABEL MIDDLE SCHOOL	\$51,350.52	\$9,287.29	\$0.00	\$5,639.42	\$54,998.39	\$11,857.29	\$43,141.10
Unit - 710 IDABEL HIGH SCHOOL							
802 ANNUAL - HS	\$5,099.00	\$390.00	\$0.00	\$0.00	\$5,489.00	\$76.99	\$5,412.01
803 IDABEL ALUMNI ASSOCIATION-HS	\$10,740.04	\$0.00	\$0.00	\$0.00	\$10,740.04	\$3,081.48	\$7,658.56
804 ART - HS	\$295.44	\$0.00	\$0.00	\$0.00	\$295.44	\$0.00	\$295.44
805 LEO CLUB - HS	\$425.52	\$0.00	\$0.00	\$0.00	\$425.52	\$0.00	\$425.52
806 BASEBALL FIELD PRO-HS	\$750.17	\$0.00	\$0.00	\$0.00	\$750.17	\$0.00	\$750.17

Revenue/Expenditure Summary

Options: Fund: 60, Date Range: 3/1/2019 - 3/31/2019

	Begin Balance	Receipts	Adjusting Entries	Payments	Cash End Balance	Unpaid POs	End Balance
Unit - 710 IDABEL HIGH SCHOOL							
807 DISTRICT TECH USE FEE- HS	\$9,950.00	\$0.00	\$0.00	\$0.00	\$9,950.00	\$1,836.70	\$8,113.30
808 SPECIAL OLYMPICS- HS	\$7,859.11	\$11,581.00	\$0.00	\$0.00	\$19,440.11	\$3,682.00	\$15,758.11
809 BAND UNIFORMS - HIGH SCHOOL	\$11,556.16	\$0.00	\$0.00	\$0.00	\$11,556.16	\$11,499.60	\$56.56
810 ATHLETICS - HS	\$27,783.31	\$1,423.37	\$0.00	\$5,638.76	\$23,567.92	\$8,573.75	\$14,994.17
811 FOOTBALL LOCKERS - HS	\$541.83	\$0.00	\$0.00	\$0.00	\$541.83	\$0.00	\$541.83
812 BAND - HS	\$10,541.83	\$12,425.08	\$0.00	\$1,133.04	\$21,833.87	\$715.00	\$21,118.87
813 TRACK SURFACE - HS	\$8,170.00	\$0.00	\$0.00	\$0.00	\$8,170.00	\$0.00	\$8,170.00
814 CALCULUS - HS	\$63.00	\$0.00	\$0.00	\$0.00	\$63.00	\$0.00	\$63.00
815 ATHLETIC TRAINING-NFL GRANT - HS	\$20,000.00	\$0.00	\$0.00	\$0.00	\$20,000.00	\$0.00	\$20,000.00
818 CHEERLEADERS - HS	\$852.64	\$0.00	\$0.00	\$0.00	\$852.64	\$27.00	\$825.64
820 DANCE TEAM - HS	\$915.41	\$2,135.00	\$0.00	\$0.00	\$3,050.41	\$2,309.00	\$741.41
822 FACULTY CONCESSIONS - HS	\$612.79	\$8.25	\$0.00	\$0.00	\$621.04	\$15.00	\$606.04
826 FBLA (BPA) - HS	\$4,617.90	\$0.00	\$0.00	\$0.00	\$4,617.90	\$30.00	\$4,587.90
828 FCA - HS	\$1,203.65	\$0.00	\$0.00	\$0.00	\$1,203.65	\$0.00	\$1,203.65
830 FFA - HIGH SCHOOL	\$4,196.45	\$700.00	\$0.00	\$0.00	\$4,896.45	\$1,221.33	\$3,675.12
832 FHA (FCCLA) - HIGH SCHOOL	\$6,457.75	\$0.00	\$0.00	\$0.00	\$6,457.75	\$880.62	\$5,577.13
833 GUIDANCE - HIGH SCHOOL	\$724.62	\$0.00	\$0.00	\$0.00	\$724.62	\$400.00	\$324.62
837 KEY CLUB - HIGH SCHOOL	\$2,805.84	\$0.00	\$0.00	\$0.00	\$2,805.84	\$0.00	\$2,805.84
839 IHS ACADEMIC TEAM-HIGH SCHOOL	\$1,499.40	\$0.00	\$0.00	\$0.00	\$1,499.40	\$0.00	\$1,499.40
840 LIBRARY - HIGH SCHOOL	\$2,248.43	\$112.00	\$775.00	\$0.00	\$3,135.43	\$1,854.00	\$1,281.43
842 NATIVE AM CLUB - HIGH SCHOOL	\$2,900.37	\$0.00	(\$775.00)	\$0.00	\$2,125.37	\$450.00	\$1,675.37
843 JACKETS - HIGH SCHOOL	\$179.00	\$0.00	\$0.00	\$0.00	\$179.00	\$0.00	\$179.00
845 JOURNALISM - HIGH SCHOOL	\$5.16	\$0.00	\$0.00	\$0.00	\$5.16	\$0.00	\$5.16
846 NAT'L HONOR SOC - HIGH SCHOOL	\$692.25	\$0.00	\$0.00	\$0.00	\$692.25	\$0.00	\$692.25
850 SCIENCE DEPT - HIGH SCHOOL	\$43.45	\$0.00	\$0.00	\$0.00	\$43.45	\$0.00	\$43.45
851 MISS I.H.S. - HIGH SCHOOL	\$6,799.63	\$0.00	\$0.00	\$198.90	\$6,600.73	\$204.83	\$6,395.90
852 POPTIME - HIGH SCHOOL	\$5,086.64	\$1,040.00	\$0.00	\$400.00	\$5,726.64	\$3,339.67	\$2,386.97
853 ROBOTICS - HIGH SCHOOL	\$168.24	\$0.00	\$0.00	\$0.00	\$168.24	\$0.00	\$168.24
854 SENIORS 2021- HIGH SCHOOL	\$863.14	\$0.00	\$0.00	\$0.00	\$863.14	\$0.00	\$863.14
856 SENIORS 2019- HIGH SCHOOL	\$2,206.33	\$0.00	\$0.00	\$0.00	\$2,206.33	\$748.00	\$1,458.33
858 SENIORS 2022 - HIGH SCHOOL	\$125.21	\$0.00	\$0.00	\$0.00	\$125.21	\$0.00	\$125.21
859 SPANISH CLUB - HIGH SCHOOL	\$42.79	\$0.00	\$0.00	\$0.00	\$42.79	\$0.00	\$42.79
861 SENIORS 2020 - HIGH SCHOOL	\$1,050.92	\$0.00	\$0.00	\$0.00	\$1,050.92	\$514.32	\$536.60
862 STUDENT INCENTIVE-HIGH SCHOOL	\$4,688.66	\$32.03	\$0.00	\$0.00	\$4,720.69	\$1,252.12	\$3,468.57
866 STUDENT COUNCIL-HIGH SCHOOL	\$178.25	\$0.00	\$0.00	\$0.00	\$178.25	\$115.00	\$63.25
867 WARRIOR ACADEMY-HIGH SCH	\$833.42	\$0.00	\$0.00	\$0.00	\$833.42	\$0.00	\$833.42
870 WARRIOR CLUB - HIGH SCHOOL	\$5,904.46	\$300.00	\$0.00	\$427.00	\$5,777.46	\$2,949.00	\$2,828.46
Total Unit - 710 IDABEL HIGH SCHOOL	\$171,678.21	\$30,146.73	\$0.00	\$7,797.70	\$194,027.24	\$45,775.41	\$148,251.83
Total	\$309,208.06	\$51,068.81	\$0.00	\$18,736.93	\$341,539.94	\$77,249.42	\$264,290.52

FUND-RAISER REQUEST

The sponsor is to complete the fund-raiser request form in duplicate and submit it to the building principal.

TO: Barbara Johnson BUILDING: Idabel HS
(Principal)

Athletics PLANS TO RAISE FUNDS
(Club, Organization, Class, Activity)

Proposed Sales Project: Basketball Fundraising Game

Company and Address: _____

Representative: _____

Quantity to be Ordered: _____

Cost per Unit: _____ Proposed Sale Price per Unit: _____

1. Date of the fund raising is: 4/15/19

2. What are you going to use the money for? Athletic Fund

3. How much are you trying to raise (dollar figure)? As much as possible

Requested by:

S. Smith
Sponsor Signature

Barbara Johnson
Principal Signature

Date: _____

Board Action: Approved _____ Disapproved: _____

Signature: _____

FUND-RAISER REQUEST

The sponsor is to complete the fund-raiser request form in duplicate and submit it to the building principal.

TO: Barbara Johnson BUILDING: High School
(Principal)

Student Council PLANS TO RAISE FUNDS
(Club, Organization, Class, Activity)

Proposed Sales Project: "Kiss" The Seniors Goodbye

Company and Address: _____

Representative: _____

Quantity to be Ordered: 1

Cost per Unit: _____ Proposed Sale Price per Unit: _____

1. Date of the fund raising is: April & May 2019

2. What are you going to use the money for? Dues & travel expenses

3. How much are you trying to raise (dollar figure)? _____

Requested by: Betham S J
Sponsor Signature

Char
Principal Signature

Date: _____

Board Action: Approved _____ Disapproved: _____

Signature: Char

Jeffery Lamar Gibson

PO Box 1262

Idabel, OK 74745

(580)728-6080

gibsoje@gmail.com**IDABEL PUBLIC SCHOOLS**

200 NE Ave. C

Idabel, Ok 74745


(580)286-7639

To whom this may concern:


I would like to inform you that I am resigning from my positions as a Teacher and Head Football Coach for Idabel Public Schools. Effective April 16, 2019

Thank you for the Head Football Coaching opportunity. However, due to the fact promises upon my hiring were not met, I feel it's in my best interest to pursue other opportunities. I feel the need to take my coaching, player development, team management skills, accomplishments, and student not adults' first attitude somewhere it will be respected and appreciated. Again THANKS for the opportunity.

Sincerely/ Humbly



Jeffery Lamar Gibson



3/15/2019

Morgan James
Wright City, OK
74766
(580) 236- 5145

To Whom It May Concern:

It is with great regret that with this letter I resign from the position of a Paraprofessional. With regard, this is my two weeks notice. My final day of work will be April 10, 2019

I would like to say it has been a pleasure to work within the Idabel Middle School. However, now is the time to move forward with my education and future goals. I will complete my time with the middle school with the same diligence as when I started, and would be happy to help with the training of my replacement

I hope you take this letter of resignation with good will and in hopes that one day in the future we would work together again.

Yours Sincerely,



3/15/2019

Resignation

1 message


LoGun Saiz <lsaiz@idabelps.org>
To: Debra McGee <dmcgee@idabelps.org>

Fri, Mar 29, 2019 at 1:33 PM

I am resigning my Teaching and Coaching Responsibilities effective the last day of school (May 10th 2019) or the last official day if it goes past May 10th.

--

LoGun Saiz
7th Grade Science
Football Coach
Idabel Public Schools



Board members may receive up to six credit hours. Credits offered are: 2 OMA, 1 LEG, 1 ETH, 1 FIN and 1 EMP.

This workshop along with the Making Student Achievement #1 workshop April 27 (Tulsa) or May 3 (Oklahoma City) will fulfill the new board member 15-month requirements.



NEW

SCHOOL BOARD MEMBER WORKSHOP

The Board's Role in Policy

The Board and Superintendent Partnership

The Board's Role in Budget and Finance

The Board's Role in Personnel

The Board's Responsibility: Open Meeting/ Open Records

Anatomy of a Meeting



FRIDAY, APRIL 26, 2019 • TULSA SOUTHERN HILLS MARRIOTT
- OR -
SATURDAY, MAY 4, 2019 • EDMOND CONFERENCE CENTER

NEW SCHOOL BOARD MEMBER WORKSHOP

9 a.m. - 4 p.m. (Registration begins at 8:30 a.m.) • Lunch will be provided.

Each registered board member must choose one location (we can only guarantee your seat, food and materials for the registration date and location you choose):

- Friday, April 26, 2019 • Tulsa Southern Hills Marriott • 1902 East 71st St. S. • Tulsa, OK 73146
(For a \$93/nt room rate at the Tulsa Southern Hills Marriott, call 866.530.3760 and ask for the OSSBA Room Block.)
- Saturday, May 4, 2019 • Edmond Conference Center • 2833 Conference Drive • Edmond, OK 73034
(Contact Edmond Hilton Garden Inn at 405.285.0900 for sleeping rooms.)

**Board members may receive up to six credit hours. Credits offered are: 2 OMA, 1 LEG, 1 ETH, 1 FIN and 1 EMP.
This workshop along with the Making Student Achievement #1 workshop April 27 (Tulsa) or
May 3 (Oklahoma City) will fulfill the new board member 15-month requirements.**

Name of School District: _____

Contact Name: _____

Contact Email Address: _____

Billing Address: _____

Attendee Information:

Name: _____ Title: _____

Attendee Email Address: _____

Board member date of election or appointment: _____ New Appointed

Registration is \$125 for members, \$250 for non members. Registrations are due by April 19 (Tulsa) or April 26 (Oklahoma City). Notice of cancellation must be received in writing by the registration due date for a refund (less a \$25 cancellation fee). No refunds will be offered after the due date. Registrations after the deadline (including on-site) are \$150 (\$300 for non-members).

Special savings – combine the New or Incumbent Workshop with Making Student Achievement #1 for a total registration price of \$225. Savings available until the end of business April 19 (Tulsa) or April 26 (Oklahoma City).

Payment Contact Name: _____ Email: _____

Method of Payment: Check Purchase Order Number: _____

To pay by credit card, please contact OSSBA at 888.528.3571 or register and pay through OSSBA's member portal.

OSSBA will make every effort to accommodate persons with special needs. Please submit your request in writing to Lisa Deaton at lisad@ossba.org or fax your request to Lisa at 405.528.5695.

To register online, please visit: www.ossba.org/newboard2019

If you cannot register online, please mail or fax this form to:

OSSBA • Lisa Deaton
2801 North Lincoln Blvd., Suite 125
Oklahoma City, OK 73105
Fax 405.528.5695

Board members may receive up to six credit hours. Credits offered are: 1 ETH, 1 LEG, 1 OMA, 1 EMP, 1 ETH and 1 FIN.



INCUMBENT

SCHOOL BOARD MEMBER WORKSHOP

What defines your board?

Legal Issues Impacting Students and Staff

Anatomy of a Meeting

Can't we just fire them?

What harm could a tweet, a text, an Instagram do?

Accountability for School Funds



FRIDAY, APRIL 26, 2019 • TULSA SOUTHERN HILLS MARRIOTT
– OR –
SATURDAY, MAY 4, 2019 • EDMOND CONFERENCE CENTER

INCUMBENT SCHOOL BOARD MEMBER WORKSHOP

9 a.m. - 4 p.m. (Registration begins at 8:30 a.m.) • Lunch will be provided.

Each registered board member must choose one location (we can only guarantee your seat, food and materials for the registration date and location you choose):

- Friday, April 26, 2019 • Tulsa Southern Hills Marriott • 1902 East 71st St. S. • Tulsa, OK 73146
(For a \$93/nt room rate at the Tulsa Southern Hills Marriott, call 866.530.3760 and ask for the OSSBA Room Block.)
- Saturday, May 4, 2019 • Edmond Conference Center • 2833 Conference Drive • Edmond, OK 73034
(Contact Edmond Hilton Garden Inn at 405.285.0900 for sleeping rooms.)

Board members may receive up to six credit hours. Credits offered are: 1 ETH, 1 LEG, 1 OMA, 1 EMP, 1 ETH and 1 FIN.

Name of School District: _____

Contact Name: _____

Contact Email Address: _____

Billing Address: _____

Attendee Information:

Name: _____ Title: _____

Attendee Email Address: _____

Board member date of election or appointment: _____ Incumbent

Registration is \$125 for members, \$250 for non-members. Registrations are due by April 19 (Tulsa) or April 26 (Oklahoma City). Notice of cancellation must be received in writing by the registration due date for a refund (less a \$25 cancellation fee). No refunds will be offered after the due date. Registrations after the deadline (including on-site) are \$150 (\$300 for non-members).

Special savings – combine the New or Incumbent Workshop with Making Student Achievement #1 for a total registration price of \$225. Savings available until the end of business April 19 (Tulsa) or April 26 (Oklahoma City).

Payment Contact Name: _____ Email: _____

Method of Payment: Check Purchase Order Number: _____

To pay by credit card, please contact OSSBA at 888.528.3571 or register and pay through OSSBA's member portal.

OSSBA will make every effort to accommodate persons with special needs. Please submit your request in writing to Lisa Deaton at lisad@ossba.org or fax your request to Lisa at 405.528.5695.

To register online, please visit: www.ossba.org/incumbent2019

If you cannot register online, please mail or fax this form to:

OSSBA • Lisa Deaton
2801 North Lincoln Blvd., Suite 125
Oklahoma City, OK 73105
Fax 405.528.5695

Board members may receive up to six credit hours. Credits offered are: 2 ETH, 2 FIN, 1 EDU and 1 EMP.



MAKING STUDENT ACHIEVEMENT #1

What is the board's role in student achievement?

Providing Opportunity for Every Student

Creating a Place to Learn

Does the board have a role in employment?

Engaging Your Community for Positive Results

Outlook for the Future of Oklahoma Schools



SATURDAY, APRIL 27, 2019 • TULSA SOUTHERN HILLS MARRIOTT

– OR –

FRIDAY, MAY 3, 2019 • EDMOND CONFERENCE CENTER

MAKING STUDENT ACHIEVEMENT #1 WORKSHOP

9 a.m. - 4 p.m. (Registration begins at 8:30 a.m.) • Lunch will be provided.

Each registered board member must choose one location (we can only guarantee your seat, food and materials for the registration date and location you choose):

- Saturday, April 27, 2019 • Tulsa Southern Hills Marriott • 1902 East 71st St. S. • Tulsa, OK 73146
(For a \$93/nt room rate at the Tulsa Southern Hills Marriott, call 866.530.3760 and ask for the OSSBA Room Block.)
- Friday, May 3, 2019 • Edmond Conference Center • 2833 Conference Drive • Edmond, OK 73034
(Contact Edmond Hilton Garden Inn at 405.285.0900 for sleeping rooms.)

Board members may receive up to six credit hours. Credits offered are: 2 ETH, 2 FIN, 1 EDU and 1 EMP.

Name of School District: _____

Contact Name: _____

Contact Email Address: _____

Billing Address: _____

Attendee Information:

Name: _____ Title: _____

Attendee Email Address: _____

Board member date of election or appointment: _____ New Incumbent Appointed

Registration is \$125 for members, \$250 for non-members. Registrations are due by April 19 (Tulsa) or April 26 (Oklahoma City). Notice of cancellation must be received in writing by the registration due date for a refund (less a \$25 cancellation fee). No refunds will be offered after the due date. Registrations after the deadline (including on-site) are \$150 (\$300 for non-members).

Special savings – combine the New or Incumbent Workshop with Making Student Achievement #1 for a total registration price of \$225. Savings available until the end of business April 19 (Tulsa) or April 26 (Oklahoma City).

Payment Contact Name: _____ Email: _____

Method of Payment: Check Purchase Order Number: _____

To pay by credit card, please contact OSSBA at 888.528.3571 or register and pay through OSSBA's member portal.

OSSBA will make every effort to accommodate persons with special needs. Please submit your request in writing to Lisa Deaton at lisad@ossba.org or fax your request to Lisa at 405.528.5695.

To register online, please visit: www.ossba.org/student2019

If you cannot register online, please mail or fax this form to:

OSSBA • Lisa Deaton
2801 North Lincoln Blvd., Suite 125
Oklahoma City, OK 73105
Fax 405.528.5695

CERTIFIED	Primary	Central	Middle	High
David White	Mayra Franco	Lyndsey Brooks	Stephanie Armstrong	Danny Bell
Chris Gammon	Patti Pugh	Debbie Clepper	Annette Adlin	Jeff Bell
John Harjo	Suzan Williams	Carrie Fletcher	Karli Hobson - pending certification	Teresa Bell
Susan Ramsey - School Nurse	Lisa Cox	Kathy Garrison	Danny Bell	Mark Burdine
Connie Cody - SPED	Roseanne Norwood	Jessica Jackson	Teresa Bell	Bill Cheney
	Tracy Helmer	Donette LeForce	Mary Blandon	Jan Devore
Even Start	Jill Martin	Regina Martin	Frances Cavinder	Bethany Farley
Ida Fabian	Mallarey Bullock	Randi McAtee	Karla Clay	Burthel Griffin
Melissa Shelton	Tasha Robbins	Tammy Melson	Sara Tomlinson	Tyler Harrison
	Shannon Archie	Athlena Ogden	Terri Johnson	Michelle Hash
Donna Anderson	Doris King	Taiffanie Oney	Tommy Lewis	Leah Saelim
	Krystin Smith	Karen Pond	Brittany Allen	Clayton Saiz
	Trudy Procell	Shannon Pond	Greg Maye	Becky Shaw
	Karla Capps	Beatrice Royal	Carla Stauter	Shurtez Smith
	Nancy Williams	Morgan Thorne	Mandy Steaverson	Robert Thornton
	Sanda Gambol	Betty Warren	Casey Zachry	Glen Williamson
	Rachel Surratt - SPED	Valerie Watkins	Carlen White	Carlene White
	Stephanie Ratcliff - SPED	Karen Andrews - SPED	Jmelissa Jones - Intervention	Kevin Woodall
	Linda DeBerry - Library/Media Specialist	Kaedria Mosley - SPED	Larry McDowell - SPED	Lance Wyrick
		Lanette Wood - SPED	Cindy Bryant - Counselor	Evorn Jones - Counselor
		Shelly Fuller - Library/Media Specialist	Julie Parrrell - Library/Media Specialist	Carolyn White - 1/2 day counselor
		Krista Sain - Counselor		Diana Hamilton - 1/2 day Student Advisor
		Linda Simpson - intervention		Brandon Allen - VOAG
		Vicky Williams - intervention		Jeff McCarter - VOAG
				Lori Reesing - Vocational
				Michael Swafford - Vocational Bus.
				Charla Clements - SPED
				Cassie Edmondson - SPED
				Sharon Hill-Wooten - SPED
				Linda Williams - Library/Media Specialist



E-Rate Board Resolution

We have completed your E-Rate Application(s) for the 2019-20 funding year.

The final requirement is approval by your Board to pay your share of the requested services subject to E-Rate funding and receipt of services.

Include the FOLLOWING WORDING on your next board agenda:

Vote to approve or disapprove Resolution for Schools and Libraries Universal Services (E-Rate) for 2019-20. This resolution authorizes filing of the Form 471 applications for funding year 2019-20 and the payment of the applicant's share upon approval of funding and receipt of services.

RETURN TO KELLOGG & SOVEREIGN:

1. The approved AND notarized E-Rate Board Resolution
2. INCLUDE the Board Agenda
3. AND the Approved Minutes (when available).

Send all documents once your minutes have been approved.

Contact your account manager if you have any questions: 580-332-1444

E-Rate Requests, FY 2019 (07/01/2019-06/30/2020)

Applicant Name: IDABEL SCHOOL DISTRICT 5

Billed Entity #: 140315

471 App #	FRN	Service Provider	SPIN	Category	Pre-Disc Amount	Disc	Requested Amount	Applicant Share
191009306	1999011215	AT&T Corp.	143001192	Data Transmission And/or Internet Access	33,375.12	90%	30,037.61	3,337.51
	1999011227	Northeast Rural Services, Inc.	143016556	Data Transmission And/or Internet Access	46,428.00	90%	41,785.20	4,642.80

Totals for 471 App # 191009306: 79,803.12 71,822.81 7,980.31

471 App #	FRN	Service Provider	SPIN	Category	Pre-Disc Amount	Disc	Requested Amount	Applicant Share
191018958	1999028179	Beasley Technology, Inc.	143030427	Basic Maintenance Of Internal Connection	80,426.04	85%	68,362.13	12,063.91
	1999028182	Northeast Rural Services, Inc.	143016556	Internal Connections	5,983.33	85%	5,085.83	897.50

Totals for 471 App # 191018958: 86,409.37 73,447.96 12,961.41

Totals for Billed Entity # 140315: 166,212.49 145,270.77 20,941.72



JENKINS & KEMPER
CERTIFIED PUBLIC ACCOUNTANTS, P.C.

JACK JENKINS, CPA
MICHAEL KEMPER, CPA

April 1, 2019

Idabel Public Schools
Attn: Mr. Doug Brown
200 N.E. Ave. C
Idabel, OK 74745

Dear Mr. Brown:

I have enclosed two (2) copies of your 2019-2020 **Application for Temporary Appropriations**. Both copies must be signed at a board meeting. After approval at a board meeting, forward both copies to the county clerk, who will present them to the County Excise Board for approval at their next meeting.

These temporary appropriations are based on the 2018-19 fiscal year actual appropriations and should be sufficient to get you through until the actual appropriations are received and approved later in the summer. If you need these appropriations to include a Coop Fund adjustment, please let us know and we will provide you with a new form. If you have any questions, please do not hesitate to contact us.

Sincerely,

Jenkins & Kemper, CPAs P.C.

Jenkins & Kemper
Certified Public Accountants, P.C.

APPLICATION FOR TEMPORARY APPROPRIATIONS

WHEREAS: The needs of the Board of Education of Idabel Public Schools, No. I-005 of McCurtain County, require the immediate approval of temporary appropriations for the fiscal year 2019-20:

NOW, THEREFORE, BE IT RESOLVED, that the County Excise Board of McCurtain County be requested to approve temporary appropriations to the extent of and not to exceed one hundred percent (100%) of the total estimated funds available to said Board as follows:

REQUESTED APPROPRIATIONS

General Fund	
Current Expense	<u>\$ 9,714,274.00</u>
Building Fund	
Current Expense	<u>\$ 352,106.00</u>
Child Nutrition Fund	
Current Expense	<u>\$ 1,226,330.00</u>

APPROVED AND ADOPTED this _____ day of _____, 2019.

THE BOARD OF EDUCATION
Idabel Public Schools I-005
(Name of School District) (District No.)

ATTEST: MCCURTAIN COUNTY, OKLAHOMA

Clerk _____
President

APPROVED by the McCurtain County Excise Board this _____ day of _____, 2019.

THE COUNTY EXCISE BOARD
MCCURTAIN COUNTY, OKLAHOMA

ATTEST:

County Clerk _____
Chairman

Member _____
Member

APPLICATION FOR TEMPORARY APPROPRIATIONS

WHEREAS: The needs of the Board of Education of Idabel Public Schools, No. I-005 of McCurtain County, require the immediate approval of temporary appropriations for the fiscal year 2019-20:

NOW, THEREFORE, BE IT RESOLVED, that the County Excise Board of McCurtain County be requested to approve temporary appropriations to the extent of and not to exceed one hundred percent (100%) of the total estimated funds available to said Board as follows:

REQUESTED APPROPRIATIONS

General Fund	
Current Expense	<u>\$ 9,714,274.00</u>
Building Fund	
Current Expense	<u>\$ 352,106.00</u>
Child Nutrition Fund	
Current Expense	<u>\$ 1,226,330.00</u>

APPROVED AND ADOPTED this _____ day of _____, 2019.

THE BOARD OF EDUCATION
Idabel Public Schools I-005
(Name of School District) (District No.)

ATTEST: MCCURTAIN COUNTY, OKLAHOMA

Clerk President

APPROVED by the McCurtain County Excise Board this _____ day of _____, 2019.

THE COUNTY EXCISE BOARD
MCCURTAIN COUNTY, OKLAHOMA

ATTEST:

County Clerk Chairman

Member Member