

**REGULAR MONTHLY MEETING
GORDON-RUSHVILLE SCHOOLS BOARD OF EDUCATION
DISTRICT NO. 81-0010
Monday, March 10, 2025
Conference Room, 810 N Oak Street, Gordon, NE 69343**

The meeting agenda is available online on the district's website under the school board link and will be finalized 24 hours before the meeting.

- I. Open the Meeting
- II. Call to Order/Nebraska Open Meetings Law
- III. Recite Pledge of Allegiance
- IV. Excuse Absent Members
- V. Publication of Meeting
- VI. Acceptance of the agenda
- VII. Public Forum
- VIII. Celebration of Excellence
- IX. Reports
 - IX.A. Building Principals, Activity Director and SPED Director
 - IX.B. Superintendent
 - IX.C. Board Committees - Americanism Committee
 - IX.D. Other School Personnel
- X. Consent Agenda
 - X.A. Minutes of the Regular Meeting of Dist. 81-0010 on February 10, 2025, and minutes of the Special Meeting on February 24, 2025, Finances: General Fund Bills \$820,584.42, Building Fund Bills \$0, Depreciation Fund Bills \$35,362.00, Qualified Capital Fund Bills \$0, Cooperative Fund Bills \$0, Lunch Fund Bills \$47,741.78, Transfers from Investment Fund to General Fund \$354,700.00, from Building Fund to Investment Fund \$3,300.00, from Investment Fund to Depreciation Fund \$35,400.00, accept resignation with appreciation of Haley Plooster, approve contracts for Dahnna Miller and Samuel Jesse
- XI. Discussion Items
 - XI.A. Review new record board design options for Gordon-Rushville High School.
 - XI.B. Review of policies: 6001 - School Organization, 6002 - School Calendar, 6010 - Special Education, 6011 - Fire Instruction and Prevention, 6012 - Flag Display and Patriotic Observances, 6013 - Teaching Controversial Issues - 6021 - District Criteria for Selecting Evaluators to be Used for Special Education Evaluation, 5999 - Random Drug Testing Policy
- XII. Action Items
 - XII.A. Discuss, Consider, and Take All Necessary Action with Regard to:
- XIII. Executive Session
- XIV. Dates to Remember
 - XIV.A. Date of Next Regular Board Meeting - April 14, 2025 at 5:30 PM
- XV. Adjournment

NEBRASKA OPEN MEETINGS ACT

84-1407. Act, how cited. Sections 84-1407 to 84-1414 shall be known and may be cited as the Open Meetings Act.

84-1408. Declaration of intent; meetings open to public. It is hereby declared to be the policy of this state that the formation of public policy is public business and may not be conducted in secret. Every meeting of a public body shall be open to the public in order that citizens may exercise their democratic privilege of attending and speaking at meetings of public bodies, except as otherwise provided by the Constitution of Nebraska, federal statutes, and the Open Meetings Act.

84-1409. Terms, defined. For purposes of the Open Meetings Act, unless the context otherwise requires:

(1)(a) Public body means (i) governing bodies of all political subdivisions of the State of Nebraska, (ii) governing bodies of all agencies, created by the Constitution of Nebraska, statute, or otherwise pursuant to law, of the executive department of the State of Nebraska, (iii) all independent boards, commissions, bureaus, committees, councils, subunits, or any other bodies created by the Constitution of Nebraska, statute, or otherwise pursuant to law, (iv) all study or advisory committees of the executive department of the State of Nebraska whether having continuing existence or appointed as special committees with limited existence, (v) advisory committees of the bodies referred to in subdivisions (i), (ii), and (iii) of this subdivision, and (vi) instrumentalities exercising essentially public functions; and

(b) Public body does not include (i) subcommittees of such bodies unless a quorum of the public body attends a subcommittee meeting or unless such subcommittees are holding hearings, making policy, or taking formal action on behalf of their parent body, except that all meetings of any subcommittee established under section 81-15,175 are subject to the Open Meetings Act, (ii) entities conducting judicial proceedings unless a court or other judicial body is exercising rulemaking authority, deliberating, or deciding upon the issuance of administrative orders, and (iii) the Judicial Resources Commission or subcommittees or subgroups of the commission;

(2) Meeting means all regular, special, or called meetings, formal or informal, of any public body for the purposes of briefing, discussion of public business, formation of tentative policy, or the taking of any action of the public body; and

(3) Virtual conferencing means conducting or participating in a meeting electronically or telephonically with interaction among the participants subject to subsection (2) of section 84-1412.

84-1410. Closed session; when; purpose; reasons listed; procedure; right to challenge; prohibited acts; chance meetings, conventions, or workshops.

(1) Any public body may hold a closed session by the affirmative vote of a majority of its voting members if a closed session is clearly necessary for the protection of the public interest or for the prevention of needless injury to the reputation of an individual and if such individual has not requested a public meeting. The subject matter and the reason necessitating the closed session shall be identified in the motion to close. Closed sessions may be held for, but shall not be limited to, such reasons as:

(a) Strategy sessions with respect to collective bargaining, real estate purchases, pending litigation, or litigation which is imminent as evidenced by communication of a claim or threat of litigation to or by the public body;

(b) Discussion regarding deployment of security personnel or devices;

(c) Investigative proceedings regarding allegations of criminal misconduct;

(d) Evaluation of the job performance of a person when necessary to prevent needless injury to the reputation of a person and if such person has not requested a public meeting;

(e) For the Community Trust created under section 81-1801.02, discussion regarding the amounts to be paid to individuals who have suffered from a tragedy of violence or natural disaster; or

(f) For public hospitals, governing board peer review activities, professional review activities, review and discussion of medical staff investigations or disciplinary actions, and any strategy session concerning transactional negotiations with any referral source that is required by federal law to be conducted at arms length.

Nothing in this section shall permit a closed meeting for discussion of the appointment or election of a new member to any public body.

(2) The vote to hold a closed session shall be taken in open session. The entire motion, the vote of each member on the question of holding a closed session, and the time when the closed session commenced and concluded shall be recorded in the minutes. If the motion to close passes, then the presiding officer immediately prior to the closed session shall restate on the record the limitation of the subject matter of the closed session. The public body holding such a closed session shall restrict its consideration of matters during the closed portions to only those purposes set forth in the motion to close as the reason for the closed session. The meeting shall be reconvened in open session before any formal action may be taken. For purposes of this section, formal action shall mean a collective decision or a collective commitment or promise to make a decision on any question, motion, proposal, resolution, order, or ordinance or formation of a position or policy but shall not include negotiating guidance given by members of the public body to legal counsel or other negotiators in closed sessions authorized under subdivision (1)(a) of this section.

(3) Any member of any public body shall have the right to challenge the continuation of a closed session if the member determines that the session has exceeded the reason stated in the original motion to hold a closed session or if the member contends that the closed session is neither clearly necessary for (a) the protection of the public interest or (b) the prevention of needless injury to the reputation of an individual. Such challenge shall be overruled only by a majority vote of the members of the public body. Such challenge and its disposition shall be recorded in the minutes.

(4) Nothing in this section shall be construed to require that any meeting be closed to the public. No person or public body shall fail to invite a portion of its members to a meeting, and no public body shall designate itself a subcommittee of the whole body for the purpose of circumventing the Open Meetings Act. No closed session, informal meeting, chance meeting, social gathering, email, fax, or other electronic communication shall be used for the purpose of circumventing the requirements of the act.

(5) The act does not apply to chance meetings or to attendance at or travel to conventions or workshops of members of a public body at which there is no meeting of the body then intentionally convened, if there is no vote or other action taken regarding any matter over which the public body has supervision, control, jurisdiction, or advisory power.

84-1411. Meetings of public body; notice; method; contents; when available; right to modify; duties concerning notice; videoconferencing or telephone conferencing authorized; emergency meeting without notice; appearance before public body.

(1) Until January 1, 2025:

(a) Each public body shall give reasonable advance publicized notice of the time and place of each meeting as provided in this subsection. Such notice shall be transmitted to all members of the public body and to the public.

(b)(i) Except as provided in subdivision (1)(b)(ii) of this section, in the case of a public body described in subdivision (1)(a)(i) of section 84-1409 or such body's advisory committee, such notice shall be published in a newspaper of general circulation within the public body's jurisdiction and, if available, on such newspaper's website.

(ii) In the case of the governing body of a city of the second class or village or such body's advisory committee or the governing body of a rural or suburban fire protection district, such notice shall be published by:

(A) Publication in a newspaper of general circulation within the public body's jurisdiction and, if available, on such newspaper's website; or

(B) Posting written notice in three conspicuous public places in such city, village, or district. Such notice shall be posted in the same three places for each meeting.

(iii) In the case of a public body not described in subdivision (1)(b)(i) or (ii) of this section, such notice shall be given by a method designated by the public body.

(iv) In case of refusal, neglect, or inability of the newspaper to timely publish the notice, the public body shall (A) post such notice on its website, if available, and (B) post such notice in a conspicuous public place in such public body's jurisdiction. The public body shall keep a written record of such posting. The record of such posting shall be evidence that such posting was done as required and shall be sufficient to fulfill the requirement of publication.

(c) In addition to a method of notice required by subdivision (1)(b)(i) or (ii) of this section, such notice may also be provided by any other appropriate method designated by such public body or such advisory committee.

(d) Each public body shall record the methods and dates of such notice in its minutes.

(e) Such notice shall contain an agenda of subjects known at the time of the publicized notice or a statement that the agenda, which shall be kept continually current, shall be readily available for public inspection at the principal office of the public body during normal business hours.

Agenda items shall be sufficiently descriptive to give the public reasonable notice of the matters to be considered at the meeting. Except for items of an emergency nature, the agenda shall not be altered later than (i) twenty-four hours before the scheduled commencement of the meeting or (ii) forty-eight hours before the scheduled commencement of a meeting of a city council or village board scheduled outside the corporate limits of the municipality. The public body shall have the right to modify the agenda to include items of an emergency nature only at such public meeting.

(2) Beginning January 1, 2025:

(a) Each public body shall give reasonable advance publicized notice of the time and place of each meeting as provided in this subsection. Such notice shall be transmitted to all members of the public body and to the public.

(b)(i) Except as provided in subdivision (2)(b)(ii) of this section, in the case of a public body described in subdivision (1)(a)(i) of section 84-1409 or such body's advisory committees, such notice shall be given by:

(A)(I) Publication in a newspaper of general circulation within the public body's jurisdiction that is finalized for printing prior to the time and date of the meeting, (II) posting on such newspaper's website, if available, and (III) posting on a statewide website established and maintained as a repository for such notices by a majority of Nebraska newspapers. Such notice shall be placed in the newspaper and on the websites by the newspaper; or

(B)(I) Posting to the newspaper's website, if available, and (II) posting to a statewide website established and maintained as a repository for such notices by a majority of Nebraska newspapers if no edition of a newspaper of general circulation within the public body's jurisdiction is to be finalized for printing prior to the time and date of the meeting. Such notice shall be placed in the newspaper and on the websites by the newspaper.

(ii) In the case of the governing body of a city of the second class or village, any advisory committee of such governing body, or the governing body of a rural or suburban fire protection district, such notice shall be given by:

(A)(I) Publication in a newspaper of general circulation within the public body's jurisdiction that is finalized for printing prior to the time and date of the meeting, (II) posting on such newspaper's website, if available, and (III) posting on a statewide website established and maintained as a repository for such notices by a majority of Nebraska newspapers. Such notice shall be placed in the newspaper and on the websites by the newspaper;

(B)(I) Posting to the newspaper's website, if available, and (II) posting on a statewide website established and maintained as a repository for such notices by a majority of Nebraska newspapers if no edition of a newspaper of general circulation within the public body's jurisdiction is to be finalized for printing prior to the time and date of the meeting. Such notice shall be placed in the newspaper and on the websites by the newspaper; or

(C)(III) Posting written notice in three conspicuous public places in such city, village, or district. Such notice shall be posted by the public body in the same three places for each meeting.

(iii) In the case of a public body not described in subdivision (2)(b)(i) or (ii) of this section, such notice shall be given by a method designated by the public body.

(iv) In case of refusal, neglect, or inability of the newspaper to publish the notice, the public body shall (A) post such notice on its website, if available, (B) submit a post on a statewide website established and maintained as a repository for such notices by a majority of Nebraska newspapers, and (C) post such notice in a conspicuous public place in such public body's jurisdiction. The public body shall keep a written record of such posting. The record of such posting shall be evidence that such posting was done as required and shall be sufficient to fulfill the requirement of publication.

(3)(a) The following entities may hold a meeting by means of virtual conferencing if the requirements of subdivision (3)(b) of this section are met:

(i) A state agency, state board, state commission, state council, or state committee, or an advisory committee of any such state entity;

(ii) An organization, including the governing body, created under the Interlocal Cooperation Act, the Joint Public Agency Act, or the Municipal Cooperative Financing Act;

(iii) The governing body of a public power district having a chartered territory of more than one county in this state;

(iv) The governing body of a public power and irrigation district having a chartered territory of more than one county in this state;

(v) An educational service unit;

- (vi) The Educational Service Unit Coordinating Council;
- (vii) An organization, including the governing body, of a risk management pool or its advisory committees organized in accordance with the Intergovernmental Risk Management Act;
- (viii) A community college board of governors;
- (ix) The Nebraska Brand Committee;
- (x) A local public health department;
- (xi) A metropolitan utilities district;
- (xii) A regional metropolitan transit authority; and
- (xiii) A natural resources district.

(b) The requirements for holding a meeting by means of virtual conferencing are as follows:

- (i) Reasonable advance publicized notice is given as provided in subsections (1) and (2) of this section, including providing access to a dial-in number or link to the virtual conference;
- (ii) In addition to the public's right to participate by virtual conferencing, reasonable arrangements are made to accommodate the public's right to attend at a physical site and participate as provided in section 84-1412, including reasonable seating, in at least one designated site in a building open to the public and identified in the notice, with: At least one member of the entity holding such meeting, or his or her designee, present at each site; a recording of the hearing by audio or visual recording devices; and a reasonable opportunity for input, such as public comment or questions, is provided to at least the same extent as would be provided if virtual conferencing was not used;
- (iii) At least one copy of all documents being considered at the meeting is available at any physical site open to the public where individuals may attend the virtual conference. The public body shall also provide links to an electronic copy of the agenda, all documents being considered at the meeting, and the current version of the Open Meetings Act; and
- (iv) Except as otherwise provided in this subdivision or subsection (4) of section 79-2204, no more than one-half of the meetings of the state entities, advisory committees, boards, councils, organizations, or governing bodies are held by virtual conferencing in a calendar year. In the case of (A) an organization created under the Interlocal Cooperation Act that sells electricity or natural gas, (B) an organization created under the Municipal Cooperative Financing Act, (C) a governing body of a risk management pool and any advisory committee of such governing body, or (D) any advisory committee of any state entity created in response to the Opioid Prevention and Treatment Act, such organization, governing body, or committee may hold more than one-half of its meetings by virtual conferencing if such organization holds at least one meeting each calendar year that is not by virtual conferencing.

(4) Virtual conferencing, emails, faxes, or other electronic communication shall not be used to circumvent any of the public government purposes established in the Open Meetings Act.

(5) The secretary or other designee of each public body shall maintain a list of the news media requesting notification of meetings and shall make reasonable efforts to provide advance notification to them of the time and place of each meeting and the subjects to be discussed at that meeting.

(6) When it is necessary to hold an emergency meeting without reasonable advance public notice, the nature of the emergency shall be stated in the minutes and any formal action taken in such meeting shall pertain only to the emergency. Such emergency meetings may be held by virtual conferencing. The provisions of subsection (5) of this section shall be complied with in conducting emergency meetings. Complete minutes of such emergency meetings specifying the nature of the emergency and any formal action taken at the meeting shall be made available to the public by no later than the end of the next regular business day.

(7) A public body may allow a member of the public or any other witness to appear before the public body by means of virtual conferencing.

(8)(a) Notwithstanding subsections (3) and (6) of this section, if an emergency is declared by the Governor pursuant to the Emergency Management Act as defined in section 81-829.39, a public body the territorial jurisdiction of which is included in the emergency declaration, in whole or in part, may hold a meeting by virtual conferencing during such emergency if the public body gives reasonable advance publicized notice as described in subsections (1) and (2) of this section. The notice shall include information regarding access for the public and news media. In addition to any formal action taken pertaining to the emergency, the public body may hold such meeting for the purpose of briefing, discussion of public business, formation of tentative policy, or the taking of any action by the public body.

(b) The public body shall provide access by providing a dial-in number or a link to the virtual conference. The public body shall also provide links to an electronic copy of the agenda, all documents being considered at the meeting, and the current version of the Open Meetings Act. Reasonable arrangements shall be made to accommodate the public's right to hear and speak at the meeting and record the meeting. Subsection (5) of this section shall be complied with in conducting such meetings.

(c) The nature of the emergency shall be stated in the minutes. Complete minutes of such meeting specifying the nature of the emergency and any formal action taken at the meeting shall be made available for inspection as provided in subsection (5) of section 84-1413.

(9) In addition to any other statutory authorization for virtual conferencing, any public body not listed in subdivision (3)(a) of this section may hold a meeting by virtual conferencing if:

(a) The purpose of the virtual meeting is to discuss items that are scheduled to be discussed or acted upon at a subsequent non-virtual open meeting of the public body;

(b) No action is taken by the public body at the virtual meeting; and

(c) The public body complies with subdivisions (3)(b)(i) and (ii) of this section.

84-1412. Meetings of public body; rights of public; public body; powers and duties.

(1) Subject to the Open Meetings Act, the public has the right to attend and the right to speak at meetings of public bodies, and all or any part of a meeting of a public body, except for closed sessions called pursuant to section 84-1410, may be videotaped, televised, photographed, broadcast, or recorded by any person in attendance by means of a tape recorder, a camera, video equipment, or any other means of pictorial or sonic reproduction or in writing.

(2) It shall not be a violation of subsection (1) of this section for any public body to make and enforce reasonable rules and regulations regarding the conduct of persons attending, speaking at, videotaping, televising, photographing, broadcasting, or recording its meetings, including meetings held by virtual conferencing. A body may not be required to allow citizens to speak at each meeting, but it may not forbid public participation at all meetings.

(3) No public body shall require members of the public to identify themselves as a condition for admission to the meeting nor shall such body require that the name of any member of the public be placed on the agenda prior to such meeting in order to speak about items on the agenda. The body shall require any member of the public desiring to address the body to identify himself or herself, including an address and the name of any organization represented by such person unless

the address requirement is waived to protect the security of the individual.

(4) No public body shall, for the purpose of circumventing the Open Meetings Act, hold a meeting in a place known by the body to be too small to accommodate the anticipated audience.

(5) No public body shall be deemed in violation of this section if it holds its meeting in its traditional meeting place which is located in this state.

(6) No public body shall be deemed in violation of this section if it holds a meeting outside of this state if, but only if:

(a) A member entity of the public body is located outside of this state and the meeting is in that member's jurisdiction;

(b) All out-of-state locations identified in the notice are located within public buildings used by members of the entity or at a place which will accommodate the anticipated audience;

(c) Reasonable arrangements are made to accommodate the public's right to attend, hear, and speak at the meeting, including making virtual conferencing available at an in-state location to members, the public, or the press, if requested twenty-four hours in advance;

(d) No more than twenty-five percent of the public body's meetings in a calendar year are held out-of-state;

(e) Out-of-state meetings are not used to circumvent any of the public government purposes established in the Open Meetings Act; and

(f) The public body publishes notice of the out-of-state meeting at least twenty-one days before the date of the meeting in a legal newspaper of statewide circulation.

(7) Each public body shall, upon request, make a reasonable effort to accommodate the public's right to hear the discussion and testimony presented at a meeting.

(8) Public bodies shall make available at the meeting or the in-state location for virtual conferencing as required by subdivision (6)(c) of this section, for examination and copying by members of the public, at least one copy of all reproducible written material to be discussed at an open meeting, either in paper or electronic form. Public bodies shall make available at least one current copy of the Open Meetings Act posted in the meeting room at a location accessible to members of the public. At the beginning of the meeting, the public shall be informed about the location of the posted information.

84-1413. Meetings; minutes; roll call vote; secret ballot; when.

(1) Each public body shall keep minutes of all meetings showing the time, place, members present and absent, and the substance of all matters discussed.

(2) Any action taken on any question or motion duly moved and seconded shall be by roll call vote of the public body in open session, and the record shall state how each member voted or if the member was absent or not voting. The requirements of a roll call or viva voce vote shall be satisfied by a public body which utilizes an electronic voting device which allows the yeas and nays of each member of such public body to be readily seen by the public.

(3) The vote to elect leadership within a public body may be taken by secret ballot, but the total number of votes for each candidate shall be recorded in the minutes.

(4) The minutes of all meetings and evidence and documentation received or disclosed in open session shall be public records and open to public inspection during normal business hours.

(5) Minutes shall be written or kept as an electronic record and shall be available for inspection within ten working days or prior to the next convened meeting, whichever occurs earlier, except that cities of the second class and villages may have an additional ten working days if the employee responsible for writing or keeping the minutes is absent due to a serious illness or emergency.

(6) Beginning July 31, 2022, the governing body of a natural resources district, the city council of a city of the metropolitan class, the city council of a city of the primary class, the city council of a city of the first class, the county board of a county with a population greater than twenty-five thousand inhabitants, and the school board of a school district shall make available on such entity's public website the agenda and minutes of any meeting of the governing body. The agenda shall be placed on the website at least twenty-four hours before the meeting of the governing body. Minutes shall be placed on the website at such time as the minutes are available for inspection as provided in subsection (5) of this section. This information shall be available on the public website for at least six months.

84-1414. Unlawful action by public body; declared void or voidable by district court; when; duty to enforce open meeting laws; citizen's suit; procedure; violations; penalties.

(1) Any motion, resolution, rule, regulation, ordinance, or formal action of a public body made or taken in violation of the Open Meetings Act shall be declared void by the district court if the suit is commenced within one hundred twenty days of the meeting of the public body at which the alleged violation occurred. Any motion, resolution, rule, regulation, ordinance, or formal action of a public body made or taken in substantial violation of the Open Meetings Act shall be voidable by the district court if the suit is commenced more than one hundred twenty days after but within one year of the meeting of the public body in which the alleged violation occurred. A suit to void any final action shall be commenced within one year of the action.

(2) The Attorney General and the county attorney of the county in which the public body ordinarily meets shall enforce the Open Meetings Act.

(3) Any citizen of this state may commence a suit in the district court of the county in which the public body ordinarily meets or in which the plaintiff resides for the purpose of requiring compliance with or preventing violations of the Open Meetings Act, for the purpose of declaring an action of a public body void, or for the purpose of determining the applicability of the act to discussions or decisions of the public body. It shall not be a defense that the citizen attended the meeting and failed to object at such time. The court may order payment of reasonable attorney's fees and court costs to a successful plaintiff in a suit brought under this section.

(4) Any member of a public body who knowingly violates or conspires to violate or who attends or remains at a meeting knowing that the public body is in violation of any provision of the Open Meetings Act shall be guilty of a Class IV misdemeanor for a first offense and a Class III misdemeanor for a second or subsequent offense.

Operative
4/17/24





**GORDON-RUSHVILLE Public Schools
Rushville Elementary School**

401 Sprague St., PO Box 590

Rushville, Nebraska 69360

Phone: (308) 327-2448

Fax: (308) 327-2504

Principal: Keith Mills

Email: keith.mills@grmustangs.org

CURRENT ENROLLMENT AS OF 3-10-25

All Day	ECE	Kindie	Grade 1	Grade 2	Grade 3	Grade 4	Grade 5	Total
	19	18	20	17	12	15	22	123

Announcements:

- Well, we made it through the crazy month of negative temperatures and in some cases, no school. No reports of students getting their tongues stuck to metal poles...or at least that they have shared, anyway. Inside days are not fun for anyone. When you don't have a gym or a place for the kids to run around and get some exercise, after sitting most of the day, it makes for a long day. The students and teachers were troopers about it, and made it through. February was a not only a tough month with the frigid cold temperatures, but lots of sickness traveled through the school. One week along, we averaged 15-17 students out per day. We are all looking forward to Spring and warmer temperatures.

RES News:

- Fun and exciting things happening in RES classrooms:
 - After Kindergarten completed their topic on two-dimensional shapes, they made shape pizzas. The students colored shapes to look like pizza toppings, cut them out and glued them on their pizza crusts. They then had to fill out a recipe card stating how many of each shape was included on their pizzas. They really had fun with this activity and we found that no two pizzas were the same. *See Attached Photo
 - To celebrate Martin Luther King Jr., in first grade, the class spent time learning how impactful MLK Jr. was to promote equality through his perseverance, kindness and most importantly, love. They spent time celebrating our differences and what made us special. They created a challenge in the classroom, called the MLK Jr. Kindness Challenge, that encouraged all first graders to go above and beyond in helping not only peers, but others in the



**GORDON-RUSHVILLE Public Schools
Rushville Elementary School**

401 Sprague St., PO Box 590 Rushville, Nebraska 69360

Phone: (308) 327-2448

Fax: (308) 327-2504

Principal: Keith Mills

Email: keith.mills@grmustangs.org

school by performing acts of kindness. Some examples include; holding the doors for others, letting other students go first, sharing supplies, picking up messes that they didn't make, including others when playing and additional kindness tasks. The students felt gratification knowing they made a positive difference in their classroom and the school!

- All twelve third grade students completed and submitted well thought out and beautifully edited essays to be judged. All essays are on display at the American Legion Club in Rushville. The winners were Adelyn Janssen – 1st place in Class 1; Truett Kearns – 2nd place in Class 1; and Jase Leonard – 1st place in Class 6. Congratulations to all our RES winners.
In addition, the third graders have been studying the lifecycle and preservation of the trout. They received their eggs the first week in February and the eggs hatched one week later. The kids are feeding the fish and testing the water quality daily. They have been learning about trout survival in nature and the limiting factors that only allow a few trout to survive to adulthood. All students at RES are enjoying the process and it's quite a conversation piece when visitors enter the building.
- The 5th grade celebrated Black History month by honoring Dr. Martin Luther King Jr. and others who have made a contribution to society. The students created a collaborative mural of MLK, wrote research papers and did a literature study, Kizzy Ann Stamps, to learn about the segregated South of the 50's and 60's and the challenges that the main character faced in her daily life.
- In Mrs. Kearns 2nd grade classroom, the kids have been busy learning how to count coins and dollars, as well as how to apply it to their life. They celebrated their success by getting to shop at "Mrs. Kearns Snack Shack" on Friday. The students were given a bag of money that they had to count, as well as got to choose which items to buy from Mrs. Kearns Menu. This was a great real life activity that encouraged kids to have to both add and subtract in order to find out what they owed for their treats, as well as count out money and determine the amount of change that should be given back to them.
- Fourth grade has been learning about The Birth of Rocks for their science lesson. They discovered that a mountain will not last forever by shaking sugar cubes in a plastic container. Students learned that erosion and weather will



**GORDON-RUSHVILLE Public Schools
Rushville Elementary School**

401 Sprague St., PO Box 590

Rushville, Nebraska 69360

Phone: (308) 327-2448

Fax: (308) 327-2504

Principal: Keith Mills

Email: keith.mills@grmustangs.org

eventually change a mountain. So they had to become engineers and discover how to protect their homes from a possible landslide.

- “Read Across America Week”, celebrating Dr. Seuss started March 3rd and will go the whole week. Lots of fun activities started on Monday and will continue all week. The middle school students will be participating on Friday, March 7th, by coming to the classrooms and reading a Dr. Seuss book. Volunteers in the community will also be dropping by to read throughout the week. Mr. Mills shared that his, All Time favorite Dr. Seuss book growing up was, “Green Eggs and Ham”.
- It’s hard to believe that we have less than two and half months of school left for this year. Where did the time go...quickly by us. Third quarter ends on March 11th, which will be a “Noon Dismissal”, enabling teachers to finish and enter their grades. The following day, Spring Break starts and I’m hoping the weather cooperates so our families that may travel can do that safely and those not traveling can get outside and play.
- Student-Led P/T Conferences will be held on March 20th at RES. Students lead the conference with their parents, celebrating the highlights of what they are doing in class and also share with their parents the areas/specific concepts they need to work on to get better at.

Shoutouts:

- We are so thankful for volunteers within our community who come into the school weekly to support our students. Special thanks to Joann Drummond, Connie Peterson, Lucy Rice, Bev Wellnitz, Deb Kearns, Mitch Erquiaga, Lexi Hoagland and Sheila Budd.
- To Joanna Conn for your leadership with the After-School-Program. Your efforts and hard work and all you do for our kids is greatly appreciated.



**GORDON-RUSHVILLE Public Schools
Rushville Elementary School**

401 Sprague St., PO Box 590

Rushville, Nebraska 69360

Phone: (308) 327-2448

Fax: (308) 327-2504

Principal: Keith Mills

Email: keith.mills@grmustangs.org

Upcoming Events:

- **March 3rd-7th – Read Across America Week**
- **March 5th – MTSS Leadership Meeting – Celebration of World Inclusion Day**
- **March 11th – End of 3rd Quarter – Noon Dismissal**
- **March 12th-14th – Spring Break**
- **March 19th – MTSS – (Prek-2) – 3:30pm**
- **March 20th – Student-Led P/T Conferences – 4-7pm**
- **March 25th – RES Faculty Meeting – 3:30pm**
- **March 26th – Dental Follow-Ups; MTSS – (3-5) – 3:30pm**
- **April 1st – RES Spring Concert – 6pm**



My Shape Pizza


My pizza has 4 circles.

My pizza has 4 triangles.

My pizza has 3 squares.

My pizza has 4 rectangles.

My pizza has 6 hexagons.



My Shape Pizza


My pizza has 3 circles.

My pizza has 4 triangles.

My pizza has 3 squares.

My pizza has 4 rectangles.

My pizza has 6 hexagons.



My Shape Pizza


Hazel
My pizza has 4 circles.

My pizza has 5 triangles.

My pizza has 3 squares.

My pizza has 3 rectangles.

My pizza has 3 hexagons.



My Shape Pizza


My pizza has 4 circles.

My pizza has 4 triangles.

My pizza has 4 squares.

My pizza has 7 rectangles.

My pizza has 3 hexagons.



My Shape Pizza


My pizza has 5 circles.

My pizza has 4 triangles.

My pizza has 1 square.

My pizza has 5 rectangles.

My pizza has 1 hexagon.



My Shape Pizza


My pizza has 4 circles.

My pizza has 3 triangles.

My pizza has 5 squares.

My pizza has 6 rectangles.

My pizza has 2 hexagons.



My Shape Pizza

My pizza has 2 circles.

My pizza has 3 triangles.

My pizza has 5 squares.

My pizza has 6 rectangles.

My pizza has 3 hexagons.



My Shape Pizza

My pizza has 5 circles.

My pizza has 2 triangles.

My pizza has 3 squares.

My pizza has 2 rectangles.

My pizza has 2 hexagons.



My Shape Pizza

My pizza has 6 circles.

My pizza has 5 triangles.

My pizza has 5 squares.

My pizza has 6 rectangles.

My pizza has 0 hexagons.

GRHS School Board Report March 10 2025

GRHS Enrollment

9th Grade	10th Grade	11th Grade	12th	Total
35	30	37	27	129

Thank You's

- Thank you to Chad and Chloe for working so hard with us being short handed.
- Thank you to Mrs. Kruger for a great ProStart season.
- Thank you to Mr. Haag for building our cardio room for our students.
- Thank you to Mrs. Black Calf for acquiring and dispersing our Inclusion Day bracelets.
- Thank you to Mr. Jones for helping out in the cafeteria during lunch.
- Thank you to Zack Kearns and Chet Younkin for helping out with wrestling.

News

- Our students celebrated Inclusion Day for our special needs students.
- Mr. Haag's classes built gliders to learn about aerodynamics.
- Mrs. Heiser's classes made poster presentations of Conics(hyperbola's, ellipses, parabola's)
- Mrs. Rosfeld's classes have been making MacBeth final projects(posters, sculptures, dioramas)
- Coach Kim's youth volleyball will be starting March 10th

Inservice

- All teacher inservice 2-17-25

Important Dates

- The quarter ends on March 11.
- March 11 will be a half day for students.
- Spring Break is March 12-14.
- Prom is March 29th.
- April 2 is State FFA
- 11th Grade ACT April 8th



GORDON-RUSHVILLE

Public Schools

810 North Oak

PO Box 530

Gordon, Nebraska 69343

Phone: (308) 282-1322

Fax: (308) 282 2207

School Board Report

March 6, 2025

GES Enrollment

PreK	K	1st	2nd	3rd	4th	5th	Total
17	23	25 (-1)	20 (-1)	20	25	20	150

Thank You's

- GES PTO for preparing a meal for our Family Book Fair Night
- The After School Program Committee for their days and hours they put in for the 21st Century grant
- Gordon Head Start for inviting Principal Johnson to come and read to the students during Dr. Seuss week
- Shelly Hardin and Susan McCarthy for their dedication and extra time they give to make Book Fair Week a success

News

- GES's Student Council had a successful February with their Valentine's Day guessing jars and their boxed food drive. The students brought in more food than the teachers so they were able to create a domino effect with all the boxes throughout the school.
- GES had a very successful Book Fair Week. We had over 100 people in attendance and we raised over \$1300 from our bake sale, silent auction and book fair. The money goes back to our library to purchase a book for every student at next year's book fair.
- GES has partnered with the Gordon Flower & Garden Club and applied for the Pathways Program to receive funds to help beautify the front of the school.
- Parent-Teacher Conferences were rescheduled for Monday, March 10th due to the weather.
- 2nd Semester Teacher Evaluations are almost completed. Teachers are doing a great job of challenging their students and providing lessons that are engaging and standard-based.
- We have received our new doors on the east side of the building. The new doors provide more privacy and safety.
- Read Across America Week/Dr. Seuss's Birthday was a big celebration at GES. All students and staff participated in a Dr. Seuss Trivia competition each morning, dress up days and fun Dr. Seuss books.

- We are preparing for our schoolwide March Book Madness for all classes to read chosen books, vote on their favorite and then fill in a large bracket to narrow down to one winner. We are beginning round one!
- Preschool Parent-Teacher Conferences were held on the 20th & 21st. We are planning for eleven preschoolers to move up to Kindergarten from our preschool alone, which is a strong number. We have also opened registration for next year's preschool.
- Congrats to our Junior Wrestlers for making it to state wrestling: Jameson Tesch-Wolkins, Brayzee Rawles, Jackson Halverson, Rhett Saxton, Hunter Saxton, Aryanna Saxton, Urijah Hruby, Aaron Standing Soldier and Connor Peters.
- Congrats and best of luck to the following students for qualifying for state robotics this year: Avery Kreitman, Denali Hillion, Gage Bidroski and Clare Swanson.

Professional Development Days

- March 10th-ESU Needs Visit

Important Dates

- March 11th-End of 3rd Quarter
- March 12-14th Spring Break
- March 25th-29th, Nebraska Severe Awareness Week
- March 26th-Dental Screening Follow-Ups
- April 2nd-Para Appreciation Day
- April 3rd-1st, 3rd & 5th Spring Music Concert
- April 4th-Librarian Appreciation Day
- April 18th-21st Easter Break

Gordon-Rushville Middle School Board Report
March 2025

Thank You's:

- Thank you to Mrs. Coomes and our Hope Squad for organizing our Hope Week. It was very successful. Students had a lot of fun and our hope squad did a great job teaching lessons about connectedness.
- Thank you to Western Behavioral Health for their assistance this past week and their collaboration in ensuring we are helping as many students as possible. Thank you to everyone's support within the district as well to help our students and staff.
- Thank you to all parents and guardians who came to our parent-teacher conferences. We had a great turnout!

News

- March Students of the Month
- March Staff Members of the Month
- Gathering Documentation to prepare for our Title I and Accreditation reviews next school year. Thank you to all of the staff members and other administrators for assisting me throughout this process. This will be ongoing into next school year.
- NDE will be reviewing our NSCAS testing procedures this year.

Inservice/Meetings

- We just did our staff training for NSCAS and MAPS testing.
- We are developing a 5-year School Action Plan that will be consistently monitored and updated. We are in the process of gathering information regarding values from our staff and community. We are also looking into the strengths and weaknesses of our school. During this process, we are reviewing our Strategic Plan of Action and ensuring that we are aligned with district goals as well.
- I attended a virtual inservice on interviewing students and the investigation process through KSB Law.

Important Dates

- 3.27.25: Inventure Day - 7th Grade (Will be back before assembly)
- 3.27.25: 3rd Quarter Honors Assembly at 2:40 PM.
- 4.12.25: Chadron Track Meet @ 9:00 AM.
- 4.14.25: Bayard Track Meet @ 9:00 AM
- 4.17.25: WTC Track Meet @ Bayard @ 10:00 AM
- 4.26.25: Alliance Track Meet @ 9:00 AM
- 4.29.25: Best of the West Meet @ Scottsbluff
- 5.6.25: Morrill Track Meet @ 9:00 AM
- 5.9.25: Valentine Track Meet @ 9:00 AM



GRPS Board Report
March 10, 2025

***Education-based activities are the other half of education.
In the classroom and the field, GRHS student-athletes EXCEL!***

HS GIRLS BB

Record: 9-14

Participation #'s: 16

Highlights: WTC Tournament 3rd place. Lost to Perkins County in sub-districts. Rated as the highest team in subdistricts, hosted the C2-10 sub district tournament. Had roughly 500 in attendance for the two nights of games.

HS BOYS BB

Record: 6-19

Participation #'s: 16

Highlights: Won one game at the WTC Conference tournament. Showed improvement throughout the season. Will return three starters next season.

WTC POST-SEASON HONORS

GWR All-Conference: Jenifer Banister, Lainey Fillmore, Kirsten Heck

BWR All-Conference: Trevyn Youngkins, Jaxon Kearns, Asa Funk, Kyler Vincent, Toby Berndt, Lain Tausan

HS WR

Highlights: NSAA State Wrestling Championship Qualifiers: Jenifer Banister 120, Lainey Fillmore 135, Kristen Heck 155, Trevyn Youngkins 113, Jaxon Kearns 120, Kyler Vincent 144, Toby Berndt 215, Lain Tausan 285.

SPEECH

Mar. 17th - C2-6 District Speech @ Maxwell High School

Mar. 27th - State Speech Championships @ Kearney

PROSTART

Prostart wrapped up their season on March 5th, with no teams qualifying for the state competition in Omaha at Metro Community College. Prostart fielded three teams this season and had 9 participants this season. Kay Kruger was honored as the ProStart Educator of the Year at the awards ceremony. Recognition should also be given to the following students for winnings in a state virtual competition. Evan DeSersa, Aiden, Heiser, and Luke Laws had the best side dish in the cooking with peaches competition. Hadley Banks, Valeria Benitez, Cecilia Deaver, and Stormy Tesch had the best knife cuts in that same competition. Each of these students were awarded a package of steaks provided by Sysco Food Service.

CHEER & DANCE

The State Cheer and Dance Competition was on February 28th. The Nebraska Coaches Association recognized the team for academic excellence in cheerleading and dance. The criteria for teams is having at least a 3.30 GPA. Congrats, GRHS Cheer, and Dance teams, on getting it done in the classroom!

TRACK

Practice started on March 3rd.

1st track meet is on March 28th, 2025 at Scottsbluff.

GRHS PROM

Prom week is March 24th-29th. Boots, Buckles & Bling are this year's theme.

Schedule of Events

5:00 Social Hour

5:30 Junior and Senior Class Photos

6:00 Banquet for Juniors and Seniors and their Junior and Senior dates, GRHS Staff, activity sponsors, school board, and administration.

8:45 Grand March line-up

9:00 Grand March and Coronation

9:30-12:30 Prom Dance

SPRING PLAY

Brock Belgum is the director, and Brittany Hoagland is the assistant director. The performances are on May 2nd & 3rd, at 7 p.m. and May 4th at 2 p.m.

March 2025 Superintendent Report

- 1) There is a discussion item for review of policies 6001 - School Organization, 6002 - School Calendar, 6010 - Special Education, 6011 - Fire Instruction and Prevention, 6012 - Flag Display and Patriotic Observances, 6013 - Teaching Controversial Issues - 6021 - District Criteria for Selecting Evaluators to be Used for Special Education Evaluation, 5999 - Random Drug Testing Policy.
- 2) We have received a drawing and a quote to update the record boards at the high school. I will share drawings with the board to get input regarding changing/updating the record board design at the high school.
- 3) We need to create an addendum letter to the master agreement regarding teacher personal and sick days to reflect current minutes. It currently reflects time off for an 8 hour day. We have extended the day to 8 hours and 17 minutes for next year. In order to provide leave time for teachers for an entire day, we will need an adjustment.
- 4) They have begun construction on the lift project. As part of the project, GRHS will be conducting asbestos abatement March 10 through March 14. The abatement will be completed earlier than anticipated to keep the project on schedule for completion before the start of the 2025-26 school year.
- 5) We held an American Civics Committee meeting prior to the board meeting this evening.
- 6) Update regarding the JEO Facility Assessment.

Sick Days: 0

PTO/Vacation Days: 1 day (February 28), 1 hour (March 5), 2 hours (March 6)

Account Number	Account Description	Revised Budget	During Month	To Date	% of Budget	Balance at EOM
01	DISTRICT 10					
1100	REGULAR INSTRUCTIONAL PROGRAMS					
01 1100 111 000 0 000	SALARIES OF TEACHERS	3,000,000.00	0.00	0.00	0.00	3,000,000.00
01 1100 111 001 0 000	SALARIES/TEACHER-PROF.STAFF	0.00	60,776.47	365,033.42	0.00	(365,033.42)
01 1100 111 013 0 000	SALARIES/TEACHER-PROF.STAFF	0.00	37,276.62	223,659.72	0.00	(223,659.72)
01 1100 111 014 0 000	SALARIES/TEACHER-PROF.STAFF	0.00	39,123.53	236,811.64	0.00	(236,811.64)
01 1100 111 015 0 000	SALARIES/TEACHER-PROF.STAFF	0.00	33,662.97	201,859.98	0.00	(201,859.98)
111	SALARIES/TEACHER-PROF.STAFF	3,000,000.00	170,839.59	1,027,364.76	34.25	1,972,635.24
01 1100 113 000 0 000	SALARY-SUBSTITUTES	100,000.00	0.00	0.00	0.00	100,000.00
01 1100 113 001 0 000	SALARIES/SUBSTITUTES	0.00	3,062.53	13,852.02	0.00	(13,852.02)
01 1100 113 013 0 000	SALARIES/SUBSTITUTES	0.00	945.33	7,976.67	0.00	(7,976.67)
01 1100 113 014 0 000	SALARIES/SUBSTITUTES	0.00	906.25	2,406.25	0.00	(2,406.25)
01 1100 113 015 0 000	SALARIES/SUBSTITUTES	0.00	1,250.02	9,805.09	0.00	(9,805.09)
113	SALARIES/SUBSTITUTES	100,000.00	6,164.13	34,040.03	34.04	65,959.97
01 1100 114 000 0 000	SALARIES/TECHNICAL STAFF	100,000.00	7,447.48	44,684.88	44.68	55,315.12
114	SALARIES/TECHNICAL STAFF	100,000.00	7,447.48	44,684.88	44.68	55,315.12
01 1100 150 000 0 000	EXTRA DUTY SALARIES	17,000.00	2,465.00	6,944.00	40.85	10,056.00
01 1100 150 001 0 000	EXTRA DUTY SALARIES/NON-INSTRUCTIONAL	0.00	0.00	4,695.00	0.00	(4,695.00)
01 1100 150 015 0 000	EXTRA DUTY SALARIES/NON-INSTRUCTIONAL	0.00	200.00	3,600.00	0.00	(3,600.00)
150	EXTRA DUTY SALARIES/NON-INSTRUCTIONAL	17,000.00	2,665.00	15,239.00	89.64	1,761.00
01 1100 151 001 0 000	EXTRA DUTY SALARIES/TEACHERS	0.00	9,656.91	67,881.46	0.00	(67,881.46)
01 1100 151 015 0 000	EXTRA DUTY SALARIES/TEACHERS	0.00	2,672.34	20,802.04	0.00	(20,802.04)
01 1100 151 000 1 000	ADDITIONAL COMP/TEACHERS	1,093,320.00	0.00	0.00	0.00	1,093,320.00
01 1100 151 001 1 000	ADDITIONAL COMP/TEACHERS	0.00	15,201.23	91,314.00	0.00	(91,314.00)
01 1100 151 013 1 000	ADDITIONAL COMP/TEACHERS	0.00	9,536.69	57,220.14	0.00	(57,220.14)
01 1100 151 014 1 000	ADDITIONAL COMP/TEACHERS	0.00	9,440.43	57,350.50	0.00	(57,350.50)
01 1100 151 015 1 000	ADDITIONAL COMP/TEACHERS	0.00	8,115.88	48,647.89	0.00	(48,647.89)
151	ADDITIONAL COMP/TEACHERS	1,093,320.00	54,623.48	343,216.03	31.39	750,103.97
01 1100 154 000 1 000	EXTRA DUTY SALARIES/TECHNICAL STAFF	17,532.00	1,461.00	8,766.00	50.00	8,766.00
154	EXTRA DUTY SALARIES/TECHNICAL STAFF	17,532.00	1,461.00	8,766.00	50.00	8,766.00
01 1100 210 000 0 000	GROUP INSURANCE-NON INSTRUCTIONAL	500.00	87.71	154.62	30.92	345.38
01 1100 210 001 0 000	GROUP INSURANCE-NON INSTRUCTIONAL	0.00	0.00	196.64	0.00	(196.64)
01 1100 210 015 0 000	GROUP INSURANCE-NON INSTRUCTIONAL	0.00	0.00	190.74	0.00	(190.74)
210	GROUP INSURANCE-NON INSTRUCTIONAL	500.00	87.71	542.00	108.40	(42.00)
01 1100 211 000 0 000	GROUP INSURANCE/TEACH., PROF. STAFF	50,000.00	0.00	0.00	0.00	50,000.00
01 1100 211 001 0 000	GROUP INSURANCE/TEACH., PROF. STAFF	0.00	1,808.91	11,005.08	0.00	(11,005.08)
01 1100 211 013 0 000	GROUP INSURANCE/TEACH., PROF. STAFF	0.00	584.36	3,506.16	0.00	(3,506.16)
01 1100 211 014 0 000	GROUP INSURANCE/TEACH., PROF. STAFF	0.00	1,189.86	7,128.54	0.00	(7,128.54)
01 1100 211 015 0 000	GROUP INSURANCE/TEACH., PROF. STAFF	0.00	1,161.03	7,153.25	0.00	(7,153.25)
01 1100 211 001 1 000	GROUP INSURANCE/TEACH., PROF. STAFF	0.00	282.82	1,720.00	0.00	(1,720.00)
01 1100 211 013 1 000	GROUP INSURANCE/TEACH., PROF. STAFF	0.00	105.95	635.70	0.00	(635.70)
01 1100 211 014 1 000	GROUP INSURANCE/TEACH., PROF. STAFF	0.00	190.76	1,142.56	0.00	(1,142.56)
01 1100 211 015 1 000	GROUP INSURANCE/TEACH., PROF. STAFF	0.00	174.35	1,043.05	0.00	(1,043.05)
211	GROUP INSURANCE/TEACH., PROF. STAFF	50,000.00	5,498.04	33,334.34	66.67	16,665.66
01 1100 213 000 0 000	GROUP INSURANCE/SUBSTITUTE TEACHERS	1,000.00	0.00	0.00	0.00	1,000.00
01 1100 213 001 0 000	GROUP INSURANCE/SUBSTITUTE TEACHERS	0.00	3.88	22.02	0.00	(22.02)
01 1100 213 015 0 000	GROUP INSURANCE/SUBSTITUTE TEACHERS	0.00	6.95	14.09	0.00	(14.09)
213	GROUP INSURANCE/SUBSTITUTE TEACHERS	1,000.00	10.83	36.11	3.61	963.89
01 1100 220 000 0 000	SOCIAL SECURITY	5,000.00	181.12	508.64	10.17	4,491.36
01 1100 220 001 0 000	SOCIAL SECURITY/NON-INSTRUCTIONAL	0.00	0.00	354.55	0.00	(354.55)

03/06/2025 02:49 PM

Budget VS Actual EOM February 2025

User ID: 262

Account Number	Account Description	Revised Budget	During Month	To Date	% of Budget	Balance at EOM
01 1100 220 015 0 000	SOCIAL SECURITY/NON-INSTRUCTIONAL	0.00	14.81	255.15	0.00	(255.15)
220	SOCIAL SECURITY/NON-INSTRUCTIONAL	5,000.00	195.93	1,118.34	22.37	3,881.66
01 1100 221 000 0 000	SOCIAL SECURITY	210,000.00	0.00	0.00	0.00	210,000.00
01 1100 221 001 0 000	SOCIAL SECURITY/TEACHERS, PROF. STAFF	0.00	4,536.89	27,896.33	0.00	(27,896.33)
01 1100 221 013 0 000	SOCIAL SECURITY/TEACHERS, PROF. STAFF	0.00	2,438.44	14,630.64	0.00	(14,630.64)
01 1100 221 014 0 000	SOCIAL SECURITY/TEACHERS, PROF. STAFF	0.00	2,709.30	16,253.58	0.00	(16,253.58)
01 1100 221 015 0 000	SOCIAL SECURITY/TEACHERS, PROF. STAFF	0.00	2,659.45	16,305.49	0.00	(16,305.49)
01 1100 221 001 1 000	SOCIAL SECURITY/TEACHERS, PROF. STAFF	0.00	954.57	5,846.52	0.00	(5,846.52)
01 1100 221 013 1 000	SOCIAL SECURITY/TEACHERS, PROF. STAFF	0.00	634.67	3,808.02	0.00	(3,808.02)
01 1100 221 014 1 000	SOCIAL SECURITY/TEACHERS, PROF. STAFF	0.00	658.53	3,975.87	0.00	(3,975.87)
01 1100 221 015 1 000	SOCIAL SECURITY/TEACHERS, PROF. STAFF	0.00	594.19	3,561.62	0.00	(3,561.62)
221	SOCIAL SECURITY/TEACHERS, PROF. STAFF	210,000.00	15,186.04	92,278.07	43.94	117,721.93
01 1100 223 000 0 000	SOCIAL SECURITY/SUBSTITUTE TEACHERS	10,000.00	0.00	0.00	0.00	10,000.00
01 1100 223 001 0 000	SOCIAL SECURITY/SUBSTITUTE TEACHERS	0.00	233.01	1,051.98	0.00	(1,051.98)
01 1100 223 013 0 000	SOCIAL SECURITY/SUBSTITUTE TEACHERS	0.00	68.62	593.80	0.00	(593.80)
01 1100 223 014 0 000	SOCIAL SECURITY/SUBSTITUTE TEACHERS	0.00	69.33	184.10	0.00	(184.10)
01 1100 223 015 0 000	SOCIAL SECURITY/SUBSTITUTE TEACHERS	0.00	94.73	748.31	0.00	(748.31)
223	SOCIAL SECURITY/SUBSTITUTE TEACHERS	10,000.00	465.69	2,578.19	25.78	7,421.81
01 1100 224 000 0 000	SOCIAL SECURITY/TECHNICAL STAFF	8,000.00	424.23	2,543.18	31.79	5,456.82
01 1100 224 000 1 000	SOCIAL SECURITY/TECHNICAL STAFF	0.00	83.21	498.81	0.00	(498.81)
224	SOCIAL SECURITY/TECHNICAL STAFF	8,000.00	507.44	3,041.99	38.02	4,958.01
01 1100 230 000 0 000	RETIREMENT/NON-INSTRUCTIONAL	5,000.00	243.48	685.91	13.72	4,314.09
01 1100 230 001 0 000	RETIREMENT/NON-INSTRUCTIONAL	0.00	0.00	463.74	0.00	(463.74)
01 1100 230 015 0 000	RETIREMENT/NON-INSTRUCTIONAL	0.00	19.76	355.66	0.00	(355.66)
230	RETIREMENT/NON-INSTRUCTIONAL	5,000.00	263.24	1,505.31	30.11	3,494.69
01 1100 231 000 0 000	RETIREMENT	300,000.00	0.00	0.00	0.00	300,000.00
01 1100 231 001 0 000	RETIREMENT/TEACH, PROF. STAFF	0.00	6,935.00	42,628.83	0.00	(42,628.83)
01 1100 231 013 0 000	RETIREMENT/TEACH, PROF. STAFF	0.00	3,667.95	22,007.70	0.00	(22,007.70)
01 1100 231 014 0 000	RETIREMENT/TEACH, PROF. STAFF	0.00	3,850.27	23,306.12	0.00	(23,306.12)
01 1100 231 015 0 000	RETIREMENT/TEACH, PROF. STAFF	0.00	3,576.34	21,917.35	0.00	(21,917.35)
01 1100 231 001 1 000	RETIREMENT/TEACH, PROF. STAFF	0.00	577.26	3,463.52	0.00	(3,463.52)
01 1100 231 013 1 000	RETIREMENT/TEACH, PROF. STAFF	0.00	288.62	1,731.72	0.00	(1,731.72)
01 1100 231 014 1 000	RETIREMENT/TEACH, PROF. STAFF	0.00	510.50	3,063.03	0.00	(3,063.03)
01 1100 231 015 1 000	RETIREMENT/TEACH, PROF. STAFF	0.00	432.93	2,597.63	0.00	(2,597.63)
231	RETIREMENT/TEACH, PROF. STAFF	300,000.00	19,838.87	120,715.90	40.24	179,284.10
01 1100 233 000 0 000	RETIREMENT/SUBSTITUTE TEACHERS	5,000.00	0.00	0.00	0.00	5,000.00
01 1100 233 001 0 000	RETIREMENT/SUBSTITUTE TEACHERS	0.00	46.29	428.24	0.00	(428.24)
01 1100 233 013 0 000	RETIREMENT/SUBSTITUTE TEACHERS	0.00	0.00	24.70	0.00	(24.70)
01 1100 233 015 0 000	RETIREMENT/SUBSTITUTE TEACHERS	0.00	7.71	114.18	0.00	(114.18)
233	RETIREMENT/SUBSTITUTE TEACHERS	5,000.00	54.00	567.12	11.34	4,432.88
01 1100 234 000 0 000	RETIREMENT/TECHNICAL STAFF	15,000.00	733.01	4,398.11	29.32	10,601.89
01 1100 234 000 1 000	RETIREMENT/TECHNICAL STAFF	0.00	144.31	865.86	0.00	(865.86)
234	RETIREMENT/TECHNICAL STAFF	15,000.00	877.32	5,263.97	35.09	9,736.03
01 1100 320 000 0 000	PURCHASED PUPIL SERVICES	10,000.00	0.00	0.00	0.00	10,000.00
01 1100 320 001 0 000	PUPIL SERVICES	0.00	0.00	405.53	0.00	(405.53)
320	PUPIL SERVICES	10,000.00	0.00	405.53	4.06	9,594.47
01 1100 330 000 0 000	REGISTRATIONS/TRAINING	4,000.00	0.00	115.00	13.63	3,885.00
01 1100 330 001 0 000	REGISTRATIONS/TRAINING	0.00	0.00	125.00	0.00	(125.00)
330	REGISTRATIONS/TRAINING FEES	4,000.00	0.00	240.00	16.75	3,760.00

03/06/2025 02:49 PM

Budget VS Actual EOM February 2025

User ID: 262

Account Number	Account Description	Revised Budget	During Month	To Date	% of Budget	Balance at EOM
01 1100 340 000 0 000	CONTRACTED OR SECURED SERVICES	2,000.00	0.00	0.00	0.00	2,000.00
01 1100 340 001 0 000	PROFESSIONAL/TECHNICAL SERVICES	0.00	187.50	250.00	0.00	(250.00)
01 1100 340 015 0 000	PROFESSIONAL/TECHNICAL SERVICES	0.00	0.00	361.00	0.00	(361.00)
340	OTHER PROFESSIONAL SERVICES	2,000.00	187.50	611.00	30.55	1,389.00
01 1100 443 000 0 000	RENTALS	30,000.00	1,848.23	11,089.38	36.96	18,910.62
443	RENTALS	30,000.00	1,848.23	11,089.38	36.96	18,910.62
01 1100 530 000 0 000	OTHER COMMUNICATIONS	1,000.00	0.00	11,171.30	2,121.77	(10,171.30)
530	OTHER COMMUNICATIONS	1,000.00	0.00	11,171.30	2,121.77	(10,171.30)
01 1100 580 000 0 000	TRAVEL EXPENSE AND MILEAGE	2,000.00	0.00	3,160.14	158.01	(1,160.14)
580	TRAVEL	2,000.00	0.00	3,160.14	158.01	(1,160.14)
01 1100 591 000 0 000	SERVICES PURCHASED FROM AN ESU	1,000.00	0.00	0.00	0.00	1,000.00
591	SERVICES PURCHASED FROM AN ESU	1,000.00	0.00	0.00	0.00	1,000.00
01 1100 610 000 0 000	SUPPLIES	175,000.00	85.00	17,515.30	33.45	157,484.70
01 1100 610 001 0 000	SUPPLIES	0.00	1,403.57	12,229.02	0.00	(12,229.02)
01 1100 610 004 0 000	SUPPLIES	0.00	0.00	0.00	0.00	0.00
01 1100 610 013 0 000	SUPPLIES	0.00	1,039.52	7,195.72	0.00	(7,195.72)
01 1100 610 014 0 000	SUPPLIES	0.00	839.48	6,609.38	0.00	(6,609.38)
01 1100 610 015 0 000	SUPPLIES	0.00	615.51	4,521.16	0.00	(4,521.16)
610	SUPPLIES	175,000.00	3,983.08	48,070.58	66.25	126,929.42
01 1100 626 001 0 000	GAS AND OIL	0.00	0.00	40.11	0.00	(40.11)
626	GAS AND OIL	0.00	0.00	40.11	0.00	(40.11)
01 1100 640 000 0 000	BOOKS AND PERIODICALS	15,000.00	0.00	0.00	4.02	15,000.00
01 1100 640 001 0 000	BOOKS AND PERIODICALS	0.00	0.00	186.74	0.00	(186.74)
01 1100 640 013 0 000	TEXTBOOKS	0.00	0.00	5,350.80	0.00	(5,350.80)
01 1100 640 015 0 000	TEXTBOOKS	0.00	0.00	163.98	0.00	(163.98)
640	BOOKS AND PERIODICALS	15,000.00	0.00	5,701.52	42.98	9,298.48
01 1100 641 000 0 000	E BOOKS	1,116.00	0.00	0.00	0.00	1,116.00
641	E BOOKS	1,116.00	0.00	0.00	0.00	1,116.00
01 1100 643 000 0 000	WEB-CLOUD BASED SOFTWARE	0.00	0.00	3,120.00	0.00	(3,120.00)
643	WEB-CLOUD BASED SOFTWARE	0.00	0.00	3,120.00	0.00	(3,120.00)
01 1100 650 000 0 000	TECHNOLOGY SUPPLIES	88,000.00	38.56	2,492.21	3.29	85,507.79
650	TECHNOLOGY SUPPLIES	88,000.00	38.56	2,492.21	3.29	85,507.79
01 1100 733 000 0 000	FURNITURE AND EQUIPMENT	10,000.00	0.00	490.00	4.90	9,510.00
01 1100 733 001 0 000	FURNITURE AND EQUIPMENT	0.00	0.00	485.97	0.00	(485.97)
01 1100 733 000 1 000	FURNITURE AND EQUIPMENT	0.00	0.00	0.00	0.00	0.00
733	FURNITURE AND EQUIP	10,000.00	0.00	975.97	22.65	9,024.03
01 1100 734 000 0 000	COMPUTER EQUIPMENT (HARDWARE)	75,000.00	950.00	8,236.08	185.87	66,763.92
01 1100 734 000 7 000	COMPUTER EQUIP(HARDWARE)	0.00	0.00	0.00	0.00	0.00
734	COMPUTER EQUIP(HARDWARE)	75,000.00	950.00	8,236.08	217.99	66,763.92
01 1100 735 000 0 000	COMPUTER (SOFTWARE)	15,000.00	0.00	0.00	9.99	15,000.00
735	COMPUTER (SOFTWARE)	15,000.00	0.00	0.00	9.99	15,000.00
01 1100 739 000 0 000	OTHER EQUIPMENT	3,000.00	0.00	0.00	0.00	3,000.00
739	OTHER EQUIPMENT	3,000.00	0.00	0.00	0.00	3,000.00
01 1100 810 000 0 000	DUES AND FEES	5,000.00	0.00	0.00	1.20	5,000.00
01 1100 810 001 0 000	DUES AND FEES	0.00	0.00	275.00	0.00	(275.00)
810	DUES AND FEES	5,000.00	0.00	275.00	6.70	4,725.00
01 1100 890 000 0 000	OTHER MISC OBJECTS	25,000.00	1,544.84	2,103.80	8.42	22,896.20
01 1100 890 001 0 000	OTHER MISC OBJECTS	0.00	0.00	17,679.22	0.00	(17,679.22)
01 1100 890 013 0 000	OTHER MISC OBJECTS	0.00	318.17	859.72	0.00	(859.72)
01 1100 890 014 0 000	OTHER MISC OBJECTS	0.00	0.00	849.96	0.00	(849.96)
01 1100 890 015 0 000	OTHER MISC OBJECTS	0.00	0.00	875.18	0.00	(875.18)
890	OTHER MISC SERVICES	25,000.00	1,863.01	22,367.88	97.29	2,632.12
1100	REGULAR INSTRUCTIONAL PROGRAMS	5,399,468.00	295,056.17	1,852,248.74	38.74	3,547,219.26
1150	LIMITED ENGLISH PROFICIENCY					
01 1150 111 000 0 000	REGULAR SALARY	64,000.00	5,303.56	31,821.36	49.72	32,178.64
111	SALARIES/TEACHER-PROF.STAFF	64,000.00	5,303.56	31,821.36	49.72	32,178.64
01 1150 151 001 0 000	FLAT SALARIES/TEACHERS	17,532.00	0.00	0.00	0.00	17,532.00
01 1150 151 000 1 000	ADDITIONAL COMP/TEACHERS	0.00	770.69	4,624.14	0.00	(4,624.14)

03/06/2025 02:49 PM

Budget VS Actual EOM February 2025

User ID: 262

Account Number	Account Description	Revised Budget	During Month	To Date	% of Budget	Balance at EOM
151	ADDITIONAL COMP/TEACHERS	17,532.00	770.69	4,624.14	26.38	12,907.86
01 1150 211 000 0 000	GROUP INSURANCE/TEACH., PROF. STAFF	8,300.00	602.73	3,616.38	43.57	4,683.62
01 1150 211 000 1 000	GROUP INSURANCE/TEACH., PROF. STAFF	0.00	87.58	525.48	0.00	(525.48)
211	GROUP INSURANCE/TEACH., PROF. STAFF	8,300.00	690.31	4,141.86	49.90	4,158.14
01 1150 221 000 0 000	SOCIAL SECURITY	5,200.00	395.17	2,371.02	45.60	2,828.98
01 1150 221 000 1 000	SOCIAL SECURITY/TEACHERS, PROF. STAFF	0.00	57.43	344.58	0.00	(344.58)
221	SOCIAL SECURITY/TEACHERS, PROF. STAFF	5,200.00	452.60	2,715.60	52.22	2,484.40
01 1150 231 000 0 000	RETIREMENT	7,000.00	521.88	3,131.28	44.73	3,868.72
231	RETIREMENT/TEACH, PROF. STAFF	7,000.00	521.88	3,131.28	44.73	3,868.72
1150	LIMITED ENGLISH PROFICIENCY	102,032.00	7,739.04	46,434.24	45.51	55,597.76
1160	POVERTY PROGRAM					
01 1160 111 000 0 000	REGULAR SALARY	910,000.00	4,266.40	25,598.40	2.81	884,401.60
01 1160 111 001 0 000	SALARIES/TEACHER-PROF. STAFF	0.00	22,631.74	136,888.80	0.00	(136,888.80)
01 1160 111 013 0 000	SALARIES/TEACHER-PROF. STAFF	0.00	39,290.66	235,488.82	0.00	(235,488.82)
01 1160 111 014 0 000	SALARIES/TEACHER-PROF. STAFF	0.00	3,793.67	22,762.02	0.00	(22,762.02)
01 1160 111 015 0 000	SALARIES/TEACHER-PROF. STAFF	0.00	2,287.58	13,725.48	0.00	(13,725.48)
111	SALARIES/TEACHER-PROF. STAFF	910,000.00	72,270.05	434,463.52	47.74	475,536.48
01 1160 112 000 0 000	SALARY-CLERICAL/PARAPROF STAFF	40,000.00	0.00	0.00	0.00	40,000.00
01 1160 112 001 0 000	SALARIES/PARAPROFESSIONALS	0.00	130.24	1,178.94	0.00	(1,178.94)
01 1160 112 013 0 000	SALARIES/PARAPROFESSIONALS	0.00	3,119.04	18,909.72	0.00	(18,909.72)
112	SALARIES/PARAPROFESSIONALS	40,000.00	3,249.28	20,088.66	50.22	19,911.34
01 1160 150 000 1 000	EXTRA DUTY SALARIES/NON-INSTRUCTIONAL	15,000.00	1,217.50	7,305.00	48.70	7,695.00
150	EXTRA DUTY SALARIES/NON-INSTRUCTIONAL	15,000.00	1,217.50	7,305.00	48.70	7,695.00
01 1160 151 000 1 000	ADDITIONAL COMP/TEACHERS	216,000.00	0.00	0.00	0.00	216,000.00
01 1160 151 001 1 000	ADDITIONAL COMP/TEACHERS	0.00	5,789.42	35,115.60	0.00	(35,115.60)
01 1160 151 013 1 000	ADDITIONAL COMP/TEACHERS	0.00	10,617.83	63,612.18	0.00	(63,612.18)
01 1160 151 014 1 000	ADDITIONAL COMP/TEACHERS	0.00	1,461.00	8,766.00	0.00	(8,766.00)
01 1160 151 015 1 000	ADDITIONAL COMP/TEACHERS	0.00	1,461.00	8,766.00	0.00	(8,766.00)
151	ADDITIONAL COMP/TEACHERS	216,000.00	19,329.25	116,259.78	53.82	99,740.22
01 1160 211 000 0 000	GROUP INSURANCE	16,000.00	0.00	0.00	0.00	16,000.00
01 1160 211 001 0 000	GROUP INSURANCE/TEACH., PROF. STAFF	0.00	590.02	3,340.45	0.00	(3,340.45)
01 1160 211 013 0 000	GROUP INSURANCE/TEACH., PROF. STAFF	0.00	577.60	3,471.55	0.00	(3,471.55)
01 1160 211 001 1 000	GROUP INSURANCE/TEACH., PROF. STAFF	0.00	100.29	592.28	0.00	(592.28)
01 1160 211 013 1 000	GROUP INSURANCE/TEACH., PROF. STAFF	0.00	112.71	670.31	0.00	(670.31)
211	GROUP INSURANCE/TEACH., PROF. STAFF	16,000.00	1,380.62	8,074.59	50.47	7,925.41
01 1160 212 000 0 000	GROUP INSURANCE/INSTRUCTIONAL AIDES	6,000.00	0.00	0.00	0.00	6,000.00
01 1160 212 013 0 000	GROUP INSURANCE/INSTRUCTIONAL AIDES	0.00	545.66	3,273.96	0.00	(3,273.96)
212	GROUP INSURANCE/INSTRUCTIONAL AIDES	6,000.00	545.66	3,273.96	54.57	2,726.04
01 1160 220 000 1 000	SOCIAL SECURITY/NON-INSTRUCTIONAL	1,500.00	89.93	541.15	36.08	958.85
220	SOCIAL SECURITY/NON-INSTRUCTIONAL	1,500.00	89.93	541.15	36.08	958.85
01 1160 221 000 0 000	SOCIAL SECURITY	85,000.00	315.11	1,896.24	2.23	83,103.76
01 1160 221 001 0 000	SOCIAL SECURITY/TEACHERS, PROF. STAFF	0.00	1,617.35	9,780.12	0.00	(9,780.12)
01 1160 221 013 0 000	SOCIAL SECURITY/TEACHERS, PROF. STAFF	0.00	2,801.01	16,786.32	0.00	(16,786.32)
01 1160 221 014 0 000	SOCIAL SECURITY/TEACHERS, PROF. STAFF	0.00	286.63	1,720.08	0.00	(1,720.08)
01 1160 221 015 0 000	SOCIAL SECURITY/TEACHERS, PROF. STAFF	0.00	169.64	1,017.63	0.00	(1,017.63)
01 1160 221 001 1 000	SOCIAL SECURITY/TEACHERS, PROF. STAFF	0.00	414.97	2,516.64	0.00	(2,516.64)
01 1160 221 013 1 000	SOCIAL SECURITY/TEACHERS, PROF. STAFF	0.00	761.10	4,559.56	0.00	(4,559.56)
01 1160 221 014 1 000	SOCIAL SECURITY/TEACHERS, PROF. STAFF	0.00	111.09	666.57	0.00	(666.57)

03/06/2025 02:49 PM

Budget VS Actual EOM February 2025

User ID: 262

Account Number	Account Description	Revised Budget	During Month	To Date	% of Budget	Balance at EOM
01 1160 221 015 1 000	SOCIAL SECURITY/TEACHERS,PROF.STAFF	0.00	110.04	660.12	0.00	(660.12)
221	SOCIAL SECURITY/TEACHERS,PROF.STAFF	85,000.00	6,586.94	39,603.28	46.59	45,396.72
01 1160 222 000 0 000	SOCIAL SECURITY/INSTRUCTIONAL AIDES	5,000.00	0.00	0.00	0.00	5,000.00
01 1160 222 001 0 000	SOCIAL SECURITY/INSTRUCTIONAL AIDES	0.00	9.96	90.19	0.00	(90.19)
01 1160 222 013 0 000	SOCIAL SECURITY/INSTRUCTIONAL AIDES	0.00	202.48	1,229.81	0.00	(1,229.81)
222	SOCIAL SECURITY/INSTRUCTIONAL AIDES	5,000.00	212.44	1,320.00	26.40	3,680.00
01 1160 231 000 0 000	RETIREMENT	100,000.00	419.81	2,518.86	2.52	97,481.14
01 1160 231 001 0 000	RETIREMENT/TEACH,PROF.STAFF	0.00	2,226.01	13,464.51	0.00	(13,464.51)
01 1160 231 013 0 000	RETIREMENT/TEACH,PROF.STAFF	0.00	3,866.11	23,171.45	0.00	(23,171.45)
01 1160 231 014 0 000	RETIREMENT/TEACH,PROF.STAFF	0.00	372.21	2,233.26	0.00	(2,233.26)
01 1160 231 015 0 000	RETIREMENT/TEACH,PROF.STAFF	0.00	223.90	1,343.40	0.00	(1,343.40)
01 1160 231 001 1 000	RETIREMENT/TEACH,PROF.STAFF	0.00	360.79	2,164.72	0.00	(2,164.72)
01 1160 231 013 1 000	RETIREMENT/TEACH,PROF.STAFF	0.00	539.73	3,238.38	0.00	(3,238.38)
01 1160 231 015 1 000	RETIREMENT/TEACH,PROF.STAFF	0.00	72.16	432.93	0.00	(432.93)
231	RETIREMENT/TEACH,PROF.STAFF	100,000.00	8,080.72	48,567.51	48.57	51,432.49
01 1160 232 000 0 000	RETIREMENT/INSTRUCTIONAL AIDES	4,000.00	0.00	0.00	0.00	4,000.00
01 1160 232 013 0 000	RETIREMENT/INSTRUCTIONAL AIDES	0.00	308.09	1,867.86	0.00	(1,867.86)
232	RETIREMENT/INSTRUCTIONAL AIDES	4,000.00	308.09	1,867.86	46.70	2,132.14
1160	POVERTY PROGRAM	1,398,500.00	113,270.48	681,365.31	48.72	717,134.69
1200	SPECIAL EDUCATION PROGRAMS					
01 1200 111 000 0 000	SPECIAL ED SALARIES	700,000.00	12,250.47	73,900.31	10.56	626,099.69
01 1200 111 001 0 000	SALARIES/TEACHER-PROF.STAFF	0.00	4,610.35	27,662.10	0.00	(27,662.10)
01 1200 111 013 0 000	SALARIES/TEACHER-PROF.STAFF	0.00	11,801.51	53,342.91	0.00	(53,342.91)
01 1200 111 014 0 000	SALARIES/TEACHER-PROF.STAFF	0.00	4,658.46	27,950.76	0.00	(27,950.76)
01 1200 111 015 0 000	SALARIES/TEACHER-PROF.STAFF	0.00	729.79	4,378.74	0.00	(4,378.74)
111	SALARIES/TEACHER-PROF.STAFF	700,000.00	34,050.58	187,234.82	26.75	512,765.18
01 1200 112 000 0 000	AIDES	600,000.00	1,524.42	9,354.16	1.56	590,645.84
01 1200 112 001 0 000	SALARIES/PARAPROFESSIONALS	0.00	2,623.41	17,454.03	0.00	(17,454.03)
01 1200 112 013 0 000	SALARIES/PARAPROFESSIONALS	0.00	20,918.56	148,013.43	0.00	(148,013.43)
01 1200 112 014 0 000	SALARIES/PARAPROFESSIONALS	0.00	11,228.16	67,399.33	0.00	(67,399.33)
01 1200 112 015 0 000	SALARIES/PARAPROFESSIONALS	0.00	3,230.67	18,724.32	0.00	(18,724.32)
112	SALARIES/PARAPROFESSIONALS	600,000.00	39,525.22	260,945.27	43.49	339,054.73
01 1200 113 000 0 000	SALARY-SUBSTITUTES	25,000.00	0.00	0.00	0.00	25,000.00
01 1200 113 001 0 000	SALARIES/SUBSTITUTES	0.00	281.25	1,312.53	0.00	(1,312.53)
01 1200 113 014 0 000	SALARIES/SUBSTITUTES	0.00	95.01	268.86	0.00	(268.86)
01 1200 113 015 0 000	SALARIES/SUBSTITUTES	0.00	375.00	1,000.00	0.00	(1,000.00)
113	SALARIES/SUBSTITUTES	25,000.00	751.26	2,581.39	10.33	22,418.61
01 1200 132 013 0 000	OVERTIME SALARIES/PARAPROFESSIONALS	5,000.00	0.00	33.95	0.68	4,966.05
01 1200 132 014 0 000	OVERTIME SALARIES/PARAPROFESSIONALS	0.00	3.49	25.89	0.00	(25.89)
132	OVERTIME SALARIES/PARAPROFESSIONALS	5,000.00	3.49	59.84	1.20	4,940.16
01 1200 150 000 1 000	EXTRA DUTY SALARIES/NON-INSTRUCTIONAL	8,000.00	0.00	2,130.65	26.63	5,869.35
150	EXTRA DUTY SALARIES/NON-INSTRUCTIONAL	8,000.00	0.00	2,130.65	26.63	5,869.35
01 1200 151 000 0 000	EXTRA DUTY SALARIES	0.00	240.00	1,440.00	0.00	(1,440.00)
01 1200 151 001 0 000	FLAT SALARIES/TEACHERS	0.00	120.00	720.00	0.00	(720.00)
01 1200 151 013 0 000	FLAT SALARIES/TEACHERS	0.00	205.71	805.71	0.00	(805.71)
01 1200 151 014 0 000	FLAT SALARIES/TEACHERS	0.00	115.00	690.00	0.00	(690.00)
01 1200 151 015 0 000	FLAT SALARIES/TEACHERS	0.00	230.50	1,383.00	0.00	(1,383.00)
01 1200 151 000 1 000	ADDITIONAL COMP/TEACHERS	200,000.00	2,866.00	15,065.35	7.53	184,934.65
01 1200 151 001 1 000	ADDITIONAL COMP/TEACHERS	0.00	732.16	4,392.96	0.00	(4,392.96)
01 1200 151 013 1 000	ADDITIONAL COMP/TEACHERS	0.00	2,794.29	9,460.74	0.00	(9,460.74)
01 1200 151 014 1 000	ADDITIONAL COMP/TEACHERS	0.00	1,402.56	8,415.36	0.00	(8,415.36)
01 1200 151 015 1 000	ADDITIONAL COMP/TEACHERS	0.00	292.20	1,753.20	0.00	(1,753.20)
151	ADDITIONAL COMP/TEACHERS	200,000.00	8,998.42	44,126.32	22.06	155,873.68
01 1200 211 000 0 000	GROUP INSURANCE	30,000.00	0.00	0.00	0.00	30,000.00
01 1200 211 001 0 000	GROUP INSURANCE/TEACH.,PROF.STAFF	0.00	550.94	3,293.13	0.00	(3,293.13)
01 1200 211 013 0 000	GROUP INSURANCE/TEACH.,PROF.STAFF	0.00	997.42	6,050.18	0.00	(6,050.18)

03/06/2025 02:49 PM

Budget VS Actual EOM February 2025

User ID: 262

Account Number	Account Description	Revised Budget	During Month	To Date	% of Budget	Balance at EOM
01 1200 211 015 0 000	GROUP INSURANCE/TEACH., PROF. STAFF	0.00	13.13	80.28	0.00	(80.28)
01 1200 211 001 1 000	GROUP INSURANCE/TEACH., PROF. STAFF	0.00	85.27	509.70	0.00	(509.70)
01 1200 211 013 1 000	GROUP INSURANCE/TEACH., PROF. STAFF	0.00	158.81	962.68	0.00	(962.68)
211	GROUP INSURANCE/TEACH., PROF. STAFF	30,000.00	1,805.57	10,895.97	36.32	19,104.03
01 1200 212 000 0 000	GROUP INSURANCE/INSTRUCTIONAL AIDES	40,000.00	0.00	0.00	0.00	40,000.00
01 1200 212 013 0 000	GROUP INSURANCE/INSTRUCTIONAL AIDES	0.00	1,093.94	6,563.64	0.00	(6,563.64)
01 1200 212 015 0 000	GROUP INSURANCE/INSTRUCTIONAL AIDES	0.00	654.95	3,819.68	0.00	(3,819.68)
212	GROUP INSURANCE/INSTRUCTIONAL AIDES	40,000.00	1,748.89	10,383.32	25.96	29,616.68
01 1200 213 000 0 000	GROUP INSURANCE/SUBSTITUTE TEACHERS	2,000.00	0.00	0.00	0.00	2,000.00
213	GROUP INSURANCE/SUBSTITUTE TEACHERS	2,000.00	0.00	0.00	0.00	2,000.00
01 1200 220 000 1 000	SOCIAL SECURITY/NON-INSTRUCTIONAL	1,500.00	0.00	158.97	10.60	1,341.03
220	SOCIAL SECURITY/NON-INSTRUCTIONAL	1,500.00	0.00	158.97	10.60	1,341.03
01 1200 221 000 0 000	SOCIAL SECURITY	60,000.00	772.57	4,664.95	7.77	55,335.05
01 1200 221 001 0 000	SOCIAL SECURITY/TEACHERS, PROF. STAFF	0.00	296.32	1,779.35	0.00	(1,779.35)
01 1200 221 013 0 000	SOCIAL SECURITY/TEACHERS, PROF. STAFF	0.00	834.59	3,638.43	0.00	(3,638.43)
01 1200 221 014 0 000	SOCIAL SECURITY/TEACHERS, PROF. STAFF	0.00	358.06	2,148.36	0.00	(2,148.36)
01 1200 221 015 0 000	SOCIAL SECURITY/TEACHERS, PROF. STAFF	0.00	68.29	409.84	0.00	(409.84)
01 1200 221 000 1 000	SOCIAL SECURITY/TEACHERS, PROF. STAFF	0.00	183.89	945.54	0.00	(945.54)
01 1200 221 001 1 000	SOCIAL SECURITY/TEACHERS, PROF. STAFF	0.00	45.87	275.42	0.00	(275.42)
01 1200 221 013 1 000	SOCIAL SECURITY/TEACHERS, PROF. STAFF	0.00	199.39	637.56	0.00	(637.56)
01 1200 221 014 1 000	SOCIAL SECURITY/TEACHERS, PROF. STAFF	0.00	105.21	631.26	0.00	(631.26)
01 1200 221 015 1 000	SOCIAL SECURITY/TEACHERS, PROF. STAFF	0.00	20.58	123.52	0.00	(123.52)
221	SOCIAL SECURITY/TEACHERS, PROF. STAFF	60,000.00	2,884.77	15,254.23	25.42	44,745.77
01 1200 222 000 0 000	SOCIAL SECURITY/INSTRUCTIONAL AIDES	35,000.00	116.61	715.58	2.04	34,284.42
01 1200 222 001 0 000	SOCIAL SECURITY/INSTRUCTIONAL AIDES	0.00	160.51	1,133.41	0.00	(1,133.41)
01 1200 222 013 0 000	SOCIAL SECURITY/INSTRUCTIONAL AIDES	0.00	1,386.62	10,091.80	0.00	(10,091.80)
01 1200 222 014 0 000	SOCIAL SECURITY/INSTRUCTIONAL AIDES	0.00	831.37	5,019.79	0.00	(5,019.79)
01 1200 222 015 0 000	SOCIAL SECURITY/INSTRUCTIONAL AIDES	0.00	228.55	1,326.52	0.00	(1,326.52)
222	SOCIAL SECURITY/INSTRUCTIONAL AIDES	35,000.00	2,723.66	18,287.10	52.25	16,712.90
01 1200 223 000 0 000	SOCIAL SECURITY/SUBSTITUTE TEACHERS	2,000.00	0.00	0.00	0.00	2,000.00
01 1200 223 001 0 000	SOCIAL SECURITY/SUBSTITUTE TEACHERS	0.00	21.52	100.42	0.00	(100.42)
01 1200 223 014 0 000	SOCIAL SECURITY/SUBSTITUTE TEACHERS	0.00	7.27	20.57	0.00	(20.57)
01 1200 223 015 0 000	SOCIAL SECURITY/SUBSTITUTE TEACHERS	0.00	28.69	76.50	0.00	(76.50)
223	SOCIAL SECURITY/SUBSTITUTE TEACHERS	2,000.00	57.48	197.49	9.87	1,802.51
01 1200 231 000 0 000	RETIREMENT	60,000.00	1,229.41	7,415.71	12.36	52,584.29
01 1200 231 001 0 000	RETIREMENT/TEACH, PROF. STAFF	0.00	465.41	2,792.43	0.00	(2,792.43)
01 1200 231 013 0 000	RETIREMENT/TEACH, PROF. STAFF	0.00	1,181.81	5,328.16	0.00	(5,328.16)
01 1200 231 014 0 000	RETIREMENT/TEACH, PROF. STAFF	0.00	469.69	2,818.14	0.00	(2,818.14)
01 1200 231 015 0 000	RETIREMENT/TEACH, PROF. STAFF	0.00	94.54	567.24	0.00	(567.24)
01 1200 231 000 1 000	RETIREMENT/TEACH, PROF. STAFF	0.00	139.99	839.94	0.00	(839.94)
01 1200 231 014 1 000	RETIREMENT/TEACH, PROF. STAFF	0.00	138.54	831.24	0.00	(831.24)
231	RETIREMENT/TEACH, PROF. STAFF	60,000.00	3,719.39	20,592.86	34.32	39,407.14
01 1200 232 000 0 000	RETIREMENT/INSTRUCTIONAL AIDES	60,000.00	150.58	923.99	1.54	59,076.01

03/06/2025 02:49 PM

Budget VS Actual EOM February 2025

User ID: 262

Account Number	Account Description	Revised Budget	During Month	To Date	% of Budget	Balance at EOM
01 1200 232 001 0 000	RETIREMENT/INSTRUCTIONAL AIDES	0.00	259.13	1,724.05	0.00	(1,724.05)
01 1200 232 013 0 000	RETIREMENT/INSTRUCTIONAL AIDES	0.00	2,066.28	14,623.80	0.00	(14,623.80)
01 1200 232 014 0 000	RETIREMENT/INSTRUCTIONAL AIDES	0.00	1,108.96	6,657.33	0.00	(6,657.33)
01 1200 232 015 0 000	RETIREMENT/INSTRUCTIONAL AIDES	0.00	319.12	1,849.56	0.00	(1,849.56)
232	RETIREMENT/INSTRUCTIONAL AIDES	60,000.00	3,904.07	25,778.73	42.96	34,221.27
01 1200 233 001 0 000	RETIREMENT/SUBSTITUTE TEACHERS	0.00	15.43	23.15	0.00	(23.15)
01 1200 233 014 0 000	RETIREMENT/SUBSTITUTE TEACHERS	0.00	9.39	26.56	0.00	(26.56)
233	RETIREMENT/SUBSTITUTE TEACHERS	0.00	24.82	49.71	0.00	(49.71)
01 1200 320 000 0 000	PURCHASED PUPIL SERVICES	40,000.00	0.00	4,100.75	10.25	35,899.25
320	PUPIL SERVICES	40,000.00	0.00	4,100.75	10.25	35,899.25
01 1200 330 000 0 000	REGISTRATIONS/TRAINING	4,000.00	119.70	1,943.50	48.59	2,056.50
330	REGISTRATIONS/TRAINING FEES	4,000.00	119.70	1,943.50	48.59	2,056.50
01 1200 340 000 0 000	CONTRACTED OR SECURED SERVICES	25,000.00	0.00	240.00	0.96	24,760.00
340	OTHER PROFESSIONAL SERVICES	25,000.00	0.00	240.00	0.96	24,760.00
01 1200 382 000 0 000	TELEPHONE	1,000.00	0.00	0.00	0.00	1,000.00
382	TELEPHONE	1,000.00	0.00	0.00	0.00	1,000.00
01 1200 580 000 0 000	TRAVEL EXPENSE AND MILEAGE	2,000.00	0.00	2,466.33	139.87	(466.33)
580	TRAVEL	2,000.00	0.00	2,466.33	139.87	(466.33)
01 1200 591 000 0 000	SUPERVISION OF ESU PROGRAM SCHOOL AGE	8,000.00	279.36	1,377.32	17.22	6,622.68
591	SERVICES PURCHASED FROM AN ESU	8,000.00	279.36	1,377.32	17.22	6,622.68
01 1200 610 000 0 000	SUPPLIES	459,000.00	10.35	944.84	2.38	458,055.16
01 1200 610 015 0 000	SUPPLIES	0.00	0.00	0.00	0.00	0.00
01 1200 610 000 1 000	SUPPLIES	0.00	0.00	0.00	0.00	0.00
610	SUPPLIES	459,000.00	10.35	944.84	2.78	458,055.16
01 1200 626 000 0 000	GAS AND OIL	1,000.00	0.00	82.02	8.20	917.98
626	GAS AND OIL	1,000.00	0.00	82.02	8.20	917.98
01 1200 640 000 0 000	BOOKS AND PERIODICALS	1,000.00	0.00	0.00	33.92	1,000.00
640	BOOKS AND PERIODICALS	1,000.00	0.00	0.00	33.92	1,000.00
01 1200 810 000 0 000	DUES AND FEES	2,000.00	0.00	435.00	107.25	1,565.00
810	DUES AND FEES	2,000.00	0.00	435.00	107.25	1,565.00
01 1200 890 000 0 000	OTHER MISC OBJECTS	500.00	0.00	124.38	24.88	375.62
890	OTHER MISC SERVICES	500.00	0.00	124.38	24.88	375.62
1200	SPECIAL EDUCATION PROGRAMS	2,372,000.00	100,607.03	610,390.81	26.33	1,761,609.19
1291	SPED/AGE 3-5					
01 1291 591 000 0 000	SUPERVISION OF ESU PROGRAM 3-5	0.00	0.00	5.10	0.00	(5.10)
591	SERVICES PURCHASED FROM AN ESU	0.00	0.00	5.10	0.00	(5.10)
1291	SPED/AGE 3-5	0.00	0.00	5.10	0.00	(5.10)
1295	SPED INST.UNIFIED SPORTS					
01 1295 151 001 0 000	ADDITIONAL COMP/TEACHERS	8,000.00	83.33	499.98	6.25	7,500.02
151	ADDITIONAL COMP/TEACHERS	8,000.00	83.33	499.98	6.25	7,500.02
01 1295 211 001 0 000	GROUP INSURANCE/TEACH., PROF. STAFF	0.00	9.71	58.02	0.00	(58.02)
211	GROUP INSURANCE/TEACH., PROF. STAFF	0.00	9.71	58.02	0.00	(58.02)
01 1295 221 001 0 000	SOCIAL SECURITY/TEACHERS, PROF. STAFF	0.00	5.22	31.36	0.00	(31.36)
221	SOCIAL SECURITY/TEACHERS, PROF. STAFF	0.00	5.22	31.36	0.00	(31.36)
01 1295 231 001 0 000	RETIREMENT/TEACH, PROF. STAFF	0.00	8.23	49.38	0.00	(49.38)
231	RETIREMENT/TEACH, PROF. STAFF	0.00	8.23	49.38	0.00	(49.38)
1295	SPED INST.UNIFIED SPORTS	8,000.00	106.49	638.74	7.98	7,361.26
2120	GUIDANCE SERVICES					
01 2120 111 000 0 000	REGULAR SALARY-GUIDANCE	200,000.00	0.00	0.00	0.00	200,000.00
01 2120 111 001 0 000	SALARIES/TEACHER-PROF. STAFF	0.00	7,378.12	44,268.72	0.00	(44,268.72)
01 2120 111 015 0 000	SALARIES/TEACHER-PROF. STAFF	0.00	3,954.60	23,727.60	0.00	(23,727.60)
111	SALARIES/TEACHER-PROF. STAFF	200,000.00	11,332.72	67,996.32	34.00	132,003.68
01 2120 151 000 1 000	ADDITIONAL COMP/TEACHERS	40,000.00	0.00	0.00	0.00	40,000.00

03/06/2025 02:49 PM

Budget VS Actual EOM February 2025

User ID: 262

Account Number	Account Description	Revised Budget	During Month	To Date	% of Budget	Balance at EOM
01 2120 151 001 1 000	ADDITIONAL COMP/TEACHERS	0.00	1,461.00	8,766.00	0.00	(8,766.00)
01 2120 151 015 1 000	ADDITIONAL COMP/TEACHERS	0.00	1,095.75	6,574.50	0.00	(6,574.50)
151	ADDITIONAL COMP/TEACHERS	40,000.00	2,556.75	15,340.50	38.35	24,659.50
01 2120 221 000 0 000	SOCIAL SECURITY	16,000.00	0.00	0.00	0.00	16,000.00
01 2120 221 001 0 000	SOCIAL SECURITY/TEACHERS, PROF. STAFF	0.00	531.15	3,187.54	0.00	(3,187.54)
01 2120 221 015 0 000	SOCIAL SECURITY/TEACHERS, PROF. STAFF	0.00	297.83	1,786.99	0.00	(1,786.99)
01 2120 221 001 1 000	SOCIAL SECURITY/TEACHERS, PROF. STAFF	0.00	105.18	631.20	0.00	(631.20)
01 2120 221 015 1 000	SOCIAL SECURITY/TEACHERS, PROF. STAFF	0.00	82.52	495.13	0.00	(495.13)
221	SOCIAL SECURITY/TEACHERS, PROF. STAFF	16,000.00	1,016.68	6,100.86	38.13	9,899.14
01 2120 231 000 0 000	RETIREMENT	20,000.00	0.00	0.00	0.00	20,000.00
01 2120 231 001 0 000	RETIREMENT/TEACH, PROF. STAFF	0.00	726.06	4,356.36	0.00	(4,356.36)
01 2120 231 015 0 000	RETIREMENT/TEACH, PROF. STAFF	0.00	389.14	2,334.83	0.00	(2,334.83)
01 2120 231 001 1 000	RETIREMENT/TEACH, PROF. STAFF	0.00	144.32	865.91	0.00	(865.91)
231	RETIREMENT/TEACH, PROF. STAFF	20,000.00	1,259.52	7,557.10	37.79	12,442.90
01 2120 239 000 0 000	RETIREMENT	1,000.00	0.00	0.00	0.00	1,000.00
239	RETIREMENT/COMP	1,000.00	0.00	0.00	0.00	1,000.00
01 2120 320 000 0 000	PUPIL SERVICES	15,000.00	3,431.25	3,431.25	22.88	11,568.75
01 2120 320 001 0 000	PUPIL SERVICES	0.00	0.00	10,537.50	0.00	(10,537.50)
01 2120 320 015 0 000	PUPIL SERVICES	0.00	0.00	6,412.50	0.00	(6,412.50)
320	PUPIL SERVICES	15,000.00	3,431.25	20,381.25	135.88	(5,381.25)
01 2120 330 000 0 000	REGISTRATIONS/TRAINING FEES	500.00	0.00	0.00	0.00	500.00
330	REGISTRATIONS/TRAINING FEES	500.00	0.00	0.00	0.00	500.00
01 2120 580 000 0 000	TRAVEL EXPENSE AND MILEAGE	500.00	0.00	0.00	0.00	500.00
580	TRAVEL	500.00	0.00	0.00	0.00	500.00
01 2120 610 000 0 000	SUPPLIES	5,000.00	0.00	481.99	9.64	4,518.01
610	SUPPLIES	5,000.00	0.00	481.99	9.64	4,518.01
01 2120 810 001 0 000	DUES AND FEES	1,000.00	0.00	0.00	0.00	1,000.00
810	DUES AND FEES	1,000.00	0.00	0.00	0.00	1,000.00
01 2120 890 000 0 000	OTHER MISC OBJECTS	1,000.00	0.00	0.00	0.00	1,000.00
890	OTHER MISC SERVICES	1,000.00	0.00	0.00	0.00	1,000.00
2120	GUIDANCE SERVICES	300,000.00	19,596.92	117,858.02	39.29	182,141.98
2130	HEALTH SERVICES					
01 2130 330 000 0 000	REGISTRATIONS/TRAINING FEES	500.00	0.00	0.00	0.00	500.00
330	REGISTRATIONS/TRAINING FEES	500.00	0.00	0.00	0.00	500.00
01 2130 580 000 0 000	TRAVEL EXPENSE AND MILEAGE	500.00	0.00	0.00	0.00	500.00
580	TRAVEL	500.00	0.00	0.00	0.00	500.00
01 2130 610 000 0 000	SUPPLIES	8,000.00	0.00	1,488.68	25.29	6,511.32
610	SUPPLIES	8,000.00	0.00	1,488.68	25.29	6,511.32
01 2130 810 000 0 000	DUES AND FEES	500.00	0.00	0.00	0.00	500.00
810	DUES AND FEES	500.00	0.00	0.00	0.00	500.00
01 2130 890 000 0 000	OTHER MISC OBJECTS	8,000.00	0.00	241.47	3.02	7,758.53
890	OTHER MISC SERVICES	8,000.00	0.00	241.47	3.02	7,758.53
2130	HEALTH SERVICES	17,500.00	0.00	1,730.15	12.94	15,769.85
2140	PSYCHOLOGICAL SERVICES					
01 2140 320 000 0 000	PUPIL SERVICES	10,000.00	0.00	0.00	0.00	10,000.00
320	PUPIL SERVICES	10,000.00	0.00	0.00	0.00	10,000.00
2140	PSYCHOLOGICAL SERVICES	10,000.00	0.00	0.00	0.00	10,000.00
2141	PSYCHOLOGICAL ASSESSMENT SCHOOL AGE					
01 2141 320 000 0 000	PUPIL SERVICES	8,000.00	0.00	0.00	0.00	8,000.00
320	PUPIL SERVICES	8,000.00	0.00	0.00	0.00	8,000.00
01 2141 591 000 0 000	PSYCHOLOGICAL ASSESSMENT SCHOOL AGE	50,000.00	2,514.60	12,573.00	25.15	37,427.00
591	SERVICES PURCHASED FROM AN ESU	50,000.00	2,514.60	12,573.00	25.15	37,427.00
2141	PSYCHOLOGICAL ASSESSMENT SCHOOL AGE	58,000.00	2,514.60	12,573.00	21.68	45,427.00
2142	PSYCHOLOGICAL ASSESSMENT 3-5					
01 2142 320 000 0 000	PUPIL SERVICES	1,000.00	0.00	0.00	0.00	1,000.00
320	PUPIL SERVICES	1,000.00	0.00	0.00	0.00	1,000.00
01 2142 591 000 0 000	SERVICES PURCHASED FROM AN	1,000.00	0.00	0.00	0.00	1,000.00

Account Number	Account Description	Revised Budget	During Month	To Date	% of Budget	Balance at EOM
ESU						
591	SERVICES PURCHASED FROM AN ESU	1,000.00	0.00	0.00	0.00	1,000.00
2142	PSYCHOLOGICAL ASSESSMENT 3-5	2,000.00	0.00	0.00	0.00	2,000.00
2151 SPEECH SCHOOL AGE						
01 2151 320 000 0 000	PUPIL SERVICES	10,000.00	0.00	0.00	0.00	10,000.00
320	PUPIL SERVICES	10,000.00	0.00	0.00	0.00	10,000.00
01 2151 591 000 0 000	SPEECH/LANGUAGE SCHOOL AGE	20,000.00	0.00	0.00	0.00	20,000.00
591	SERVICES PURCHASED FROM AN ESU	20,000.00	0.00	0.00	0.00	20,000.00
2151	SPEECH SCHOOL AGE	30,000.00	0.00	0.00	0.00	30,000.00
2152 SPEECH AGE 3/5						
01 2152 320 000 0 000	PUPIL SERVICES	5,000.00	0.00	0.00	0.00	5,000.00
320	PUPIL SERVICES	5,000.00	0.00	0.00	0.00	5,000.00
01 2152 591 000 0 000	SPEECH/LANGUAGE 3-5	10,000.00	0.00	0.00	0.00	10,000.00
591	SERVICES PURCHASED FROM AN ESU	10,000.00	0.00	0.00	0.00	10,000.00
2152	SPEECH AGE 3/5	15,000.00	0.00	0.00	0.00	15,000.00
2153 SPEECH AGE B/2						
01 2153 320 000 0 000	PUPIL SERVICES	2,000.00	0.00	0.00	0.00	2,000.00
320	PUPIL SERVICES	2,000.00	0.00	0.00	0.00	2,000.00
2153	SPEECH AGE B/2	2,000.00	0.00	0.00	0.00	2,000.00
2160 OCCUPATIONAL THERAPY						
01 2160 580 000 0 000	TRAVEL	2,000.00	0.00	0.00	0.00	2,000.00
580	TRAVEL	2,000.00	0.00	0.00	0.00	2,000.00
2160	OCCUPATIONAL THERAPY	2,000.00	0.00	0.00	0.00	2,000.00
2161 OCCUPATIONAL THERAPY S/A						
01 2161 320 000 0 000	PUPIL SERVICES	5,000.00	0.00	0.00	0.00	5,000.00
320	PUPIL SERVICES	5,000.00	0.00	0.00	0.00	5,000.00
01 2161 340 000 0 000	SCHOOL AGE OT SERVICES	40,000.00	3,274.50	18,407.50	46.02	21,592.50
340	OTHER PROFESSIONAL SERVICES	40,000.00	3,274.50	18,407.50	46.02	21,592.50
01 2161 580 000 0 000	TRAVEL	1,000.00	0.00	899.81	89.98	100.19
580	TRAVEL	1,000.00	0.00	899.81	89.98	100.19
2161	OCCUPATIONAL THERAPY S/A	46,000.00	3,274.50	19,307.31	41.97	26,692.69
2162 OT AGE 3/5						
01 2162 320 000 0 000	AGE 3-5 OT SERVICES	2,000.00	0.00	0.00	0.00	2,000.00
320	PUPIL SERVICES	2,000.00	0.00	0.00	0.00	2,000.00
01 2162 340 000 0 000	3-5 OT SERVICES	10,000.00	444.00	2,664.00	26.64	7,336.00
340	OTHER PROFESSIONAL SERVICES	10,000.00	444.00	2,664.00	26.64	7,336.00
01 2162 580 000 0 000	TRAVEL	0.00	380.80	1,073.58	0.00	(1,073.58)
580	TRAVEL	0.00	380.80	1,073.58	0.00	(1,073.58)
2162	OT AGE 3/5	12,000.00	824.80	3,737.58	31.15	8,262.42
2163 OT SERVICES AGE B/2						
01 2163 320 000 0 000	PUPIL SERVICES	2,500.00	0.00	0.00	0.00	2,500.00
320	PUPIL SERVICES	2,500.00	0.00	0.00	0.00	2,500.00
01 2163 340 000 0 000	BIRTH-2 OT SERVICES	5,000.00	684.50	1,998.00	39.96	3,002.00
340	OTHER PROFESSIONAL SERVICES	5,000.00	684.50	1,998.00	39.96	3,002.00
2163	OT SERVICES AGE B/2	7,500.00	684.50	1,998.00	26.64	5,502.00
2170 PHYSICAL THERAPY						
01 2170 580 000 0 000	TRAVEL	1,000.00	0.00	0.00	0.00	1,000.00
580	TRAVEL	1,000.00	0.00	0.00	0.00	1,000.00
2170	PHYSICAL THERAPY	1,000.00	0.00	0.00	0.00	1,000.00
2171 PHYSICAL THERAPY SCHOOL AGE						
01 2171 320 000 0 000	PUPIL SERVICES	5,000.00	0.00	0.00	0.00	5,000.00
320	PUPIL SERVICES	5,000.00	0.00	0.00	0.00	5,000.00
01 2171 340 000 0 000	SCHOOL AGE PT SERVICE	10,000.00	0.00	2,245.32	22.45	7,754.68
340	OTHER PROFESSIONAL SERVICES	10,000.00	0.00	2,245.32	22.45	7,754.68
2171	PHYSICAL THERAPY SCHOOL AGE	15,000.00	0.00	2,245.32	14.97	12,754.68
2172 PHYSICAL THERAPY AGE 3/5						
01 2172 320 000 0 000	PUPIL SERVICES	2,800.00	0.00	0.00	0.00	2,800.00
320	PUPIL SERVICES	2,800.00	0.00	0.00	0.00	2,800.00

03/06/2025 02:49 PM

Budget VS Actual EOM February 2025

User ID: 262

Account Number	Account Description	Revised Budget	During Month	To Date	% of Budget	Balance at EOM
01 2172 340 000 0 000	AGES 3-5 PT SERVICES	6,000.00	0.00	2,469.69	41.16	3,530.31
340	OTHER PROFESSIONAL SERVICES	6,000.00	0.00	2,469.69	41.16	3,530.31
2172	PHYSICAL THERAPY AGE 3/5	8,800.00	0.00	2,469.69	28.06	6,330.31
2173	PHYSICAL THERAPY AGE B/2					
01 2173 320 000 0 000	PUPIL SERVICES	5,000.00	0.00	0.00	0.00	5,000.00
320	PUPIL SERVICES	5,000.00	0.00	0.00	0.00	5,000.00
01 2173 334 000 0 000	MILEAGE	4,000.00	0.00	906.51	22.66	3,093.49
334	MILEAGE PD/OTHER	4,000.00	0.00	906.51	22.66	3,093.49
01 2173 340 000 0 000	BIRTH-2 PT SERVICES	5,000.00	0.00	1,778.76	35.58	3,221.24
340	OTHER PROFESSIONAL SERVICES	5,000.00	0.00	1,778.76	35.58	3,221.24
2173	PHYSICAL THERAPY AGE B/2	14,000.00	0.00	2,685.27	19.18	11,314.73
2181	VISION SERVICES - SCHOOL AGE					
01 2181 591 000 0 000	VISION SERVICES - SCHOOL AGE	2,200.00	857.65	4,045.15	183.87	(1,845.15)
591	SERVICES PURCHASED FROM AN ESU	2,200.00	857.65	4,045.15	183.87	(1,845.15)
2181	VISION SERVICES - SCHOOL AGE	2,200.00	857.65	4,045.15	183.87	(1,845.15)
2182	VISION AGE 1-3					
01 2182 591 000 0 000	SERVICES PURCHASED FROM AN ESU	4,000.00	0.00	63.75	1.59	3,936.25
591	SERVICES PURCHASED FROM AN ESU	4,000.00	0.00	63.75	1.59	3,936.25
2182	VISION AGE 1-3	4,000.00	0.00	63.75	1.59	3,936.25
2183	VISION SERVICES BIRTH-2					
01 2183 320 000 0 000	PUPIL SERVICES	3,000.00	0.00	0.00	0.00	3,000.00
320	PUPIL SERVICES	3,000.00	0.00	0.00	0.00	3,000.00
2183	VISION SERVICES BIRTH-2	3,000.00	0.00	0.00	0.00	3,000.00
2190	OTHER PUPIL SUPPORT SERV					
01 2190 591 000 0 000	SERVICES PURCHASED FROM AN ESU	10,000.00	200.00	2,671.00	26.71	7,329.00
591	SERVICES PURCHASED FROM AN ESU	10,000.00	200.00	2,671.00	26.71	7,329.00
2190	OTHER PUPIL SUPPORT SERV	10,000.00	200.00	2,671.00	26.71	7,329.00
2213	EMPLOYEE TRAINING AND DEVELOP SERIES					
01 2213 330 000 0 000	REGISTRATIONS/TRAINING FEES	0.00	300.00	525.00	0.00	(525.00)
330	REGISTRATIONS/TRAINING FEES	0.00	300.00	525.00	0.00	(525.00)
2213	EMPLOYEE TRAINING AND DEVELOP SERIES	0.00	300.00	525.00	0.00	(525.00)
2220	LIBRARY					
01 2220 111 000 0 000	LIBRARIAN SALARY	60,000.00	4,552.93	27,317.58	45.53	32,682.42
111	SALARIES/TEACHER-PROF.STAFF	60,000.00	4,552.93	27,317.58	45.53	32,682.42
01 2220 151 000 1 000	ADDITIONAL COMP/TEACHERS	18,000.00	1,461.00	8,766.00	48.70	9,234.00
151	ADDITIONAL COMP/TEACHERS	18,000.00	1,461.00	8,766.00	48.70	9,234.00
01 2220 221 000 0 000	SOCIAL SECURITY	5,000.00	238.14	1,430.01	28.60	3,569.99
01 2220 221 000 1 000	SOCIAL SECURITY/TEACHERS, PROF.STAFF	0.00	76.39	458.77	0.00	(458.77)
221	SOCIAL SECURITY/TEACHERS, PROF.STAFF	5,000.00	314.53	1,888.78	37.78	3,111.22
01 2220 231 000 0 000	RETIREMENT	8,000.00	447.79	2,686.74	33.58	5,313.26
01 2220 231 000 1 000	RETIREMENT/TEACH, PROF.STAFF	0.00	144.31	865.87	0.00	(865.87)
231	RETIREMENT/TEACH, PROF.STAFF	8,000.00	592.10	3,552.61	44.41	4,447.39
01 2220 610 000 0 000	SUPPLIES	0.00	0.00	0.00	0.00	0.00
610	SUPPLIES	0.00	0.00	0.00	0.00	0.00
01 2220 640 000 0 000	BOOKS AND PERIODICALS	14,000.00	0.00	0.00	0.00	14,000.00
01 2220 640 013 0 000	BOOKS AND PERIODICALS	0.00	0.00	428.38	0.00	(428.38)
01 2220 640 014 0 000	BOOKS AND PERIODICALS	0.00	0.00	87.93	0.00	(87.93)
01 2220 640 015 0 000	LIBRARY BOOKS	0.00	0.00	234.89	0.00	(234.89)
640	BOOKS AND PERIODICALS	14,000.00	0.00	751.20	5.37	13,248.80
01 2220 641 000 0 000	EBOOKS	0.00	0.00	0.00	0.00	0.00
641	E BOOKS	0.00	0.00	0.00	0.00	0.00
01 2220 735 000 0 000	COMPUTER (SOFTWARE)	5,000.00	0.00	0.00	0.00	5,000.00
735	COMPUTER (SOFTWARE)	5,000.00	0.00	0.00	0.00	5,000.00
2220	LIBRARY	110,000.00	6,920.56	42,276.17	39.59	67,723.83
2224	EDUCATIONAL TV SERVICES					
01 2224 382 000 0 000	TELEPHONE	35,000.00	2,264.33	13,655.98	39.02	21,344.02
382	TELEPHONE	35,000.00	2,264.33	13,655.98	39.02	21,344.02

03/06/2025 02:49 PM

Budget VS Actual EOM February 2025

User ID: 262

Account Number	Account Description	Revised Budget	During Month	To Date	% of Budget	Balance at EOM
2224	EDUCATIONAL TV SERVICES	35,000.00	2,264.33	13,655.98	39.02	21,344.02
2310	BOARD OF EDUCATION					
01 2310 330 000 0 000	REGISTRATIONS/TRAINING FEES	2,000.00	165.00	1,886.00	94.30	114.00
330	REGISTRATIONS/TRAINING FEES	2,000.00	165.00	1,886.00	94.30	114.00
01 2310 340 000 0 000	CONTRACTED OR SECURED SERVICES	10,000.00	0.00	0.00	0.00	10,000.00
340	OTHER PROFESSIONAL SERVICES	10,000.00	0.00	0.00	0.00	10,000.00
01 2310 350 000 0 000	ACCOUNTING & AUDITING SERVICES	40,000.00	37,000.00	37,000.00	92.50	3,000.00
350	TECHNICAL SERVICES	40,000.00	37,000.00	37,000.00	92.50	3,000.00
01 2310 580 000 0 000	TRAVEL EXPENSE AND MILEAGE	5,000.00	0.00	573.54	11.47	4,426.46
580	TRAVEL	5,000.00	0.00	573.54	11.47	4,426.46
01 2310 610 000 0 000	SUPPLIES	0.00	0.00	0.00	0.00	0.00
610	SUPPLIES	0.00	0.00	0.00	0.00	0.00
01 2310 650 000 0 000	TECHNOLOGY SUPPLIES	0.00	0.00	1,986.00	0.00	(1,986.00)
650	TECHNOLOGY SUPPLIES	0.00	0.00	1,986.00	0.00	(1,986.00)
01 2310 735 000 0 000	COMPUTER (SOFTWARE)	5,000.00	0.00	2,600.00	52.00	2,400.00
735	COMPUTER (SOFTWARE)	5,000.00	0.00	2,600.00	52.00	2,400.00
01 2310 810 000 0 000	DUES AND FEES	8,000.00	5,867.34	6,296.56	78.71	1,703.44
810	DUES AND FEES	8,000.00	5,867.34	6,296.56	78.71	1,703.44
01 2310 890 000 0 000	OTHER MISC OBJECTS	5,000.00	4,171.31	5,454.48	109.09	(454.48)
890	OTHER MISC SERVICES	5,000.00	4,171.31	5,454.48	109.09	(454.48)
2310	BOARD OF EDUCATION	75,000.00	47,203.65	55,796.58	74.40	19,203.42
2320	EXECUTIVE ADMINISTRATION					
01 2320 105 000 0 000	SALARY-SUPERINTENDENT	150,000.00	12,374.71	74,248.26	49.50	75,751.74
105	SALARY-SUPERINTENDENT	150,000.00	12,374.71	74,248.26	49.50	75,751.74
01 2320 110 000 0 000	SALARIES/NON-INSTRUCTIONAL	130,000.00	8,732.55	52,395.30	40.30	77,604.70
110	SALARIES/NON-INSTRUCTIONAL	130,000.00	8,732.55	52,395.30	40.30	77,604.70
01 2320 150 000 1 000	EXTRA DUTY SALARIES/NON-INSTRUCTIONAL	40,000.00	1,461.00	8,766.00	21.92	31,234.00
150	EXTRA DUTY SALARIES/NON-INSTRUCTIONAL	40,000.00	1,461.00	8,766.00	21.92	31,234.00
01 2320 151 000 1 000	ADDITIONAL COMP/TEACHERS	40,000.00	2,231.69	13,390.14	33.48	26,609.86
151	ADDITIONAL COMP/TEACHERS	40,000.00	2,231.69	13,390.14	33.48	26,609.86
01 2320 211 000 1 000	GROUP INSURANCE/TEACH., PROF. STAFF	0.00	40.47	242.82	0.00	(242.82)
211	GROUP INSURANCE/TEACH., PROF. STAFF	0.00	40.47	242.82	0.00	(242.82)
01 2320 215 000 0 000	GROUP INSURANCE/SUPERINTENDENTS	0.00	649.84	3,899.04	0.00	(3,899.04)
215	GROUP INSURANCE/SUPERINTENDENTS	0.00	649.84	3,899.04	0.00	(3,899.04)
01 2320 220 000 0 000	SOCIAL SECURITY/NON-INSTRUCTIONAL	15,000.00	624.53	3,747.26	24.98	11,252.74
01 2320 220 000 1 000	SOCIAL SECURITY/NON-INSTRUCTIONAL	0.00	99.03	594.20	0.00	(594.20)
220	SOCIAL SECURITY/NON-INSTRUCTIONAL	15,000.00	723.56	4,341.46	28.94	10,658.54
01 2320 221 000 0 000	SOCIAL SECURITY	3,000.00	0.00	0.00	0.00	3,000.00
01 2320 221 000 1 000	SOCIAL SECURITY/TEACHERS, PROF. STAFF	0.00	159.33	955.98	0.00	(955.98)
221	SOCIAL SECURITY/TEACHERS, PROF. STAFF	3,000.00	159.33	955.98	31.87	2,044.02
01 2320 225 000 0 000	SOCIAL SECURITY/SUPERINTENDENT	11,500.00	824.13	4,944.78	43.00	6,555.22
225	SOCIAL SECURITY/SUPERINTENDENT	11,500.00	824.13	4,944.78	43.00	6,555.22
01 2320 230 000 0 000	RETIREMENT/NON-INSTRUCTIONAL	15,000.00	859.14	5,154.84	34.37	9,845.16
230	RETIREMENT/NON-INSTRUCTIONAL	15,000.00	859.14	5,154.84	34.37	9,845.16
01 2320 231 000 0 000	RETIREMENT	3,000.00	0.00	0.00	0.00	3,000.00
01 2320 231 000 1 000	RETIREMENT/TEACH, PROF. STAFF	0.00	144.31	865.86	0.00	(865.86)
231	RETIREMENT/TEACH, PROF. STAFF	3,000.00	144.31	865.86	28.86	2,134.14
01 2320 235 000 0 000	RETIREMENT/SUPERINTENDENTS	15,000.00	1,218.26	7,309.56	48.73	7,690.44
235	RETIREMENT/SUPERINTENDENTS	15,000.00	1,218.26	7,309.56	48.73	7,690.44
01 2320 239 000 0 000	RETIREMENT	2,500.00	0.00	0.00	0.00	2,500.00
239	RETIREMENT/COMP	2,500.00	0.00	0.00	0.00	2,500.00
01 2320 330 000 0 000	REGISTRATIONS/TRAINING	1,000.00	0.00	249.00	24.90	751.00
330	REGISTRATIONS/TRAINING FEES	1,000.00	0.00	249.00	24.90	751.00

03/06/2025 02:49 PM

Budget VS Actual EOM February 2025

User ID: 262

Account Number	Account Description	Revised Budget	During Month	To Date	% of Budget	Balance at EOM
01 2320 350 000 0 000	OTHER PROPERTY SERVICES	8,000.00	300.50	1,607.00	20.09	6,393.00
350	TECHNICAL SERVICES	8,000.00	300.50	1,607.00	20.09	6,393.00
01 2320 540 000 0 000	ADVERTISING AND PRINTING	6,000.00	337.78	2,128.88	35.48	3,871.12
540	ADVERTISING AND PRINTING	6,000.00	337.78	2,128.88	35.48	3,871.12
01 2320 580 000 0 000	TRAVEL EXPENSE AND MILEAGE	5,000.00	0.00	475.93	9.52	4,524.07
580	TRAVEL	5,000.00	0.00	475.93	9.52	4,524.07
01 2320 610 000 0 000	SUPPLIES	2,000.00	72.47	975.74	48.79	1,024.26
610	SUPPLIES	2,000.00	72.47	975.74	48.79	1,024.26
01 2320 626 000 0 000	GAS AND OIL	0.00	0.00	138.66	0.00	(138.66)
626	GAS AND OIL	0.00	0.00	138.66	0.00	(138.66)
01 2320 810 000 0 000	DUES AND FEES	3,000.00	275.00	1,310.00	48.50	1,690.00
810	DUES AND FEES	3,000.00	275.00	1,310.00	48.50	1,690.00
01 2320 890 000 0 000	OTHER MISC OBJECTS	0.00	127.04	1,066.76	0.00	(1,066.76)
890	OTHER MISC SERVICES	0.00	127.04	1,066.76	0.00	(1,066.76)
2320	EXECUTIVE ADMINISTRATION	450,000.00	30,531.78	184,466.01	41.02	265,533.99
2330	DIST LEGAL SERVICES					
01 2330 317 000 0 000	LEGAL SERVICES	75,000.00	11,710.50	38,853.21	51.80	36,146.79
317	LEGAL SERVICES	75,000.00	11,710.50	38,853.21	51.80	36,146.79
2330	DIST LEGAL SERVICES	75,000.00	11,710.50	38,853.21	51.80	36,146.79
2410	OFFICE OF THE PRINCIPAL					
01 2410 110 000 0 000	SALARIES/NON-INSTRUCTIONAL	100,000.00	0.00	0.00	0.00	100,000.00
01 2410 110 001 0 000	SALARIES/NON-INSTRUCTIONAL	0.00	2,860.07	17,319.36	0.00	(17,319.36)
01 2410 110 013 0 000	SALARIES/NON-INSTRUCTIONAL	0.00	3,161.44	19,107.35	0.00	(19,107.35)
01 2410 110 014 0 000	SALARIES/NON-INSTRUCTIONAL	0.00	1,760.85	10,713.68	0.00	(10,713.68)
01 2410 110 015 0 000	SALARIES/NON-INSTRUCTIONAL	0.00	2,240.90	12,727.17	0.00	(12,727.17)
110	SALARIES/NON-INSTRUCTIONAL	100,000.00	10,023.26	59,867.56	59.87	40,132.44
01 2410 111 000 0 000	PRINCIPAL'S SALARIES	353,500.00	0.00	0.00	0.00	353,500.00
01 2410 111 001 0 000	SALARIES/TEACHER-PROF.STAFF	0.00	8,070.78	48,424.68	0.00	(48,424.68)
01 2410 111 013 0 000	SALARIES/TEACHER-PROF.STAFF	0.00	7,292.85	43,757.10	0.00	(43,757.10)
01 2410 111 014 0 000	SALARIES/TEACHER-PROF.STAFF	0.00	3,718.59	22,311.54	0.00	(22,311.54)
01 2410 111 015 0 000	SALARIES/TEACHER-PROF.STAFF	0.00	6,691.40	40,148.40	0.00	(40,148.40)
111	SALARIES/TEACHER-PROF.STAFF	353,500.00	25,773.62	154,641.72	43.75	198,858.28
01 2410 130 000 0 000	OVERTIME SALARIES	2,500.00	0.00	0.00	0.00	2,500.00
01 2410 130 001 0 000	OVERTIME SALARIES/NON-INSTRUCTIONAL	0.00	156.55	667.91	0.00	(667.91)
01 2410 130 013 0 000	OVERTIME SALARIES/NON-INSTRUCTIONAL	0.00	99.81	622.16	0.00	(622.16)
01 2410 130 014 0 000	OVERTIME SALARIES/NON-INSTRUCTIONAL	0.00	27.80	218.63	0.00	(218.63)
01 2410 130 015 0 000	OVERTIME SALARIES/NON-INSTRUCTIONAL	0.00	5.12	5.12	0.00	(5.12)
130	OVERTIME SALARIES/NON-INSTRUCTIONAL	2,500.00	289.28	1,513.82	60.55	986.18
01 2410 150 000 1 000	ADDITIONAL COMP/NON-INSTRUCTIONAL	51,500.00	0.00	0.00	0.00	51,500.00
01 2410 150 001 1 000	EXTRA DUTY SALARIES/NON-INSTRUCTIONAL	0.00	0.00	7,305.00	0.00	(7,305.00)
01 2410 150 013 1 000	EXTRA DUTY SALARIES/NON-INSTRUCTIONAL	0.00	0.00	3,163.10	0.00	(3,163.10)
01 2410 150 014 1 000	EXTRA DUTY SALARIES/NON-INSTRUCTIONAL	0.00	0.00	3,956.85	0.00	(3,956.85)
150	EXTRA DUTY SALARIES/NON-INSTRUCTIONAL	51,500.00	0.00	14,424.95	28.01	37,075.05
01 2410 151 000 1 000	ADDITIONAL COMP/TEACHERS	60,000.00	0.00	0.00	0.00	60,000.00
01 2410 151 001 1 000	ADDITIONAL COMP/TEACHERS	0.00	2,231.69	6,085.14	0.00	(6,085.14)
01 2410 151 013 1 000	ADDITIONAL COMP/TEACHERS	0.00	2,093.62	9,398.62	0.00	(9,398.62)
01 2410 151 014 1 000	ADDITIONAL COMP/TEACHERS	0.00	1,521.87	5,174.37	0.00	(5,174.37)
01 2410 151 015 1 000	ADDITIONAL COMP/TEACHERS	0.00	2,523.89	12,582.99	0.00	(12,582.99)
151	ADDITIONAL COMP/TEACHERS	60,000.00	8,371.07	33,241.12	55.40	26,758.88
01 2410 210 000 0 000	GROUP INSURANCE-NON INSTRUCTIONAL	8,000.00	0.00	0.00	0.00	8,000.00
01 2410 210 013 0 000	GROUP INSURANCE-NON INSTRUCTIONAL	0.00	693.80	4,165.67	0.00	(4,165.67)
01 2410 210 013 1 000	GROUP INSURANCE-NON INSTRUCTIONAL	0.00	0.00	670.03	0.00	(670.03)
210	GROUP INSURANCE-NON INSTRUCTIONAL	8,000.00	693.80	4,835.70	60.45	3,164.30
01 2410 211 000 0 000	GROUP INSURANCE	16,000.00	0.00	0.00	0.00	16,000.00

03/06/2025 02:49 PM

Budget VS Actual EOM February 2025

User ID: 262

Account Number	Account Description	Revised Budget	During Month	To Date	% of Budget	Balance at EOM
01 2410 211 001 0 000	GROUP INSURANCE/TEACH. ,PROF.STAFF	0.00	609.46	3,650.28	0.00	(3,650.28)
01 2410 211 015 0 000	GROUP INSURANCE/TEACH. ,PROF.STAFF	0.00	609.48	3,656.88	0.00	(3,656.88)
01 2410 211 001 1 000	GROUP INSURANCE/TEACH. ,PROF.STAFF	0.00	58.20	348.57	0.00	(348.57)
01 2410 211 013 1 000	GROUP INSURANCE/TEACH. ,PROF.STAFF	0.00	134.58	134.58	0.00	(134.58)
01 2410 211 015 1 000	GROUP INSURANCE/TEACH. ,PROF.STAFF	0.00	70.20	421.20	0.00	(421.20)
211	GROUP INSURANCE/TEACH. ,PROF.STAFF	16,000.00	1,481.92	8,211.51	51.32	7,788.49
01 2410 220 000 0 000	SOCIAL SECURITY/NON-INSTRUCTIONAL	9,000.00	0.00	0.00	0.00	9,000.00
01 2410 220 001 0 000	SOCIAL SECURITY/NON-INSTRUCTIONAL	0.00	223.85	1,341.81	0.00	(1,341.81)
01 2410 220 013 0 000	SOCIAL SECURITY/NON-INSTRUCTIONAL	0.00	165.60	1,005.65	0.00	(1,005.65)
01 2410 220 014 0 000	SOCIAL SECURITY/NON-INSTRUCTIONAL	0.00	132.49	814.38	0.00	(814.38)
01 2410 220 015 0 000	SOCIAL SECURITY/NON-INSTRUCTIONAL	0.00	171.82	960.42	0.00	(960.42)
01 2410 220 001 1 000	SOCIAL SECURITY/NON-INSTRUCTIONAL	0.00	0.00	545.11	0.00	(545.11)
01 2410 220 013 1 000	SOCIAL SECURITY/NON-INSTRUCTIONAL	0.00	0.00	160.94	0.00	(160.94)
01 2410 220 014 1 000	SOCIAL SECURITY/NON-INSTRUCTIONAL	0.00	0.00	295.20	0.00	(295.20)
220	SOCIAL SECURITY/NON-INSTRUCTIONAL	9,000.00	693.76	5,123.51	56.93	3,876.49
01 2410 221 000 0 000	SOCIAL SECURITY	26,000.00	0.00	0.00	0.00	26,000.00
01 2410 221 001 0 000	SOCIAL SECURITY/TEACHERS ,PROF. STAFF	0.00	502.47	3,016.06	0.00	(3,016.06)
01 2410 221 013 0 000	SOCIAL SECURITY/TEACHERS ,PROF. STAFF	0.00	557.91	3,347.46	0.00	(3,347.46)
01 2410 221 014 0 000	SOCIAL SECURITY/TEACHERS ,PROF. STAFF	0.00	281.05	1,686.64	0.00	(1,686.64)
01 2410 221 015 0 000	SOCIAL SECURITY/TEACHERS ,PROF. STAFF	0.00	500.03	3,000.18	0.00	(3,000.18)
01 2410 221 001 1 000	SOCIAL SECURITY/TEACHERS ,PROF. STAFF	0.00	156.39	396.42	0.00	(396.42)
01 2410 221 013 1 000	SOCIAL SECURITY/TEACHERS ,PROF. STAFF	0.00	143.88	702.68	0.00	(702.68)
01 2410 221 014 1 000	SOCIAL SECURITY/TEACHERS ,PROF. STAFF	0.00	113.82	389.90	0.00	(389.90)
01 2410 221 015 1 000	SOCIAL SECURITY/TEACHERS ,PROF. STAFF	0.00	191.70	946.43	0.00	(946.43)
221	SOCIAL SECURITY/TEACHERS ,PROF. STAFF	26,000.00	2,447.25	13,485.77	51.87	12,514.23
01 2410 230 000 0 000	RETIREMENT/NON-INSTRUCTIONAL	12,000.00	0.00	0.00	0.00	12,000.00
01 2410 230 001 0 000	RETIREMENT/NON-INSTRUCTIONAL	0.00	296.70	1,769.10	0.00	(1,769.10)
01 2410 230 013 0 000	RETIREMENT/NON-INSTRUCTIONAL	0.00	320.78	1,940.67	0.00	(1,940.67)
01 2410 230 014 0 000	RETIREMENT/NON-INSTRUCTIONAL	0.00	175.80	1,074.60	0.00	(1,074.60)
01 2410 230 015 0 000	RETIREMENT/NON-INSTRUCTIONAL	0.00	221.16	1,252.07	0.00	(1,252.07)
230	RETIREMENT/NON-INSTRUCTIONAL	12,000.00	1,014.44	6,036.44	50.30	5,963.56
01 2410 231 000 0 000	RETIREMENT	33,000.00	0.00	0.00	0.00	33,000.00
01 2410 231 001 0 000	RETIREMENT/TEACH, PROF. STAFF	0.00	794.34	4,766.04	0.00	(4,766.04)
01 2410 231 013 0 000	RETIREMENT/TEACH, PROF. STAFF	0.00	717.79	4,306.74	0.00	(4,306.74)
01 2410 231 014 0 000	RETIREMENT/TEACH, PROF. STAFF	0.00	365.93	2,195.58	0.00	(2,195.58)
01 2410 231 015 0 000	RETIREMENT/TEACH, PROF. STAFF	0.00	658.52	3,951.12	0.00	(3,951.12)
231	RETIREMENT/TEACH, PROF. STAFF	33,000.00	2,536.58	15,219.48	46.12	17,780.52
01 2410 330 000 0 000	REGISTRATIONS/TRAINING	500.00	0.00	0.00	0.00	500.00
330	REGISTRATIONS/TRAINING FEES	500.00	0.00	0.00	0.00	500.00
01 2410 350 000 0 000	OTHER PURCHASED SERVICES	2,000.00	0.00	266.00	13.30	1,734.00
350	TECHNICAL SERVICES	2,000.00	0.00	266.00	13.30	1,734.00
01 2410 580 000 0 000	TRAVEL EXPENSE AND MILEAGE	2,000.00	0.00	0.00	0.00	2,000.00
580	TRAVEL	2,000.00	0.00	0.00	0.00	2,000.00
01 2410 610 000 0 000	SUPPLIES	12,000.00	0.00	14,596.61	123.17	(2,596.61)
01 2410 610 001 0 000	SUPPLIES	0.00	0.00	41.99	0.00	(41.99)
01 2410 610 013 0 000	SUPPLIES	0.00	0.00	2,847.33	0.00	(2,847.33)
01 2410 610 014 0 000	SUPPLIES	0.00	0.00	4,971.19	0.00	(4,971.19)
01 2410 610 015 0 000	SUPPLIES	0.00	82.20	529.23	0.00	(529.23)
610	SUPPLIES	12,000.00	82.20	22,986.35	204.26	(10,986.35)

03/06/2025 02:49 PM

Budget VS Actual EOM February 2025

User ID: 262

Account Number	Account Description	Revised Budget	During Month	To Date	% of Budget	Balance at EOM
01 2410 810 000 0 000	DUES AND FEES	6,000.00	0.00	1,200.00	22.50	4,800.00
01 2410 810 001 0 000	DUES AND FEES	0.00	0.00	435.00	0.00	(435.00)
01 2410 810 013 0 000	DUES AND FEES	0.00	435.00	435.00	0.00	(435.00)
01 2410 810 014 0 000	DUES AND FEES	0.00	0.00	435.00	0.00	(435.00)
01 2410 810 015 0 000	DUES AND FEES	0.00	0.00	335.00	0.00	(335.00)
810	DUES AND FEES	6,000.00	435.00	2,840.00	49.83	3,160.00
01 2410 890 000 0 000	OTHER MISC OBJECTS	6,000.00	0.00	1,522.82	25.38	4,477.18
01 2410 890 001 0 000	OTHER MISC OBJECTS	0.00	0.00	944.72	0.00	(944.72)
890	OTHER MISC SERVICES	6,000.00	0.00	2,467.54	43.22	3,532.46
2410	OFFICE OF THE PRINCIPAL	700,000.00	53,842.18	345,161.47	49.57	354,838.53
2580	ADMIN TECH SERVICES					
01 2580 530 000 0 000	OTHER COMMUNICATIONS	0.00	0.00	1,725.00	0.00	(1,725.00)
530	OTHER COMMUNICATIONS	0.00	0.00	1,725.00	0.00	(1,725.00)
2580	ADMIN TECH SERVICES	0.00	0.00	1,725.00	0.00	(1,725.00)
2610	OPERATION OF PLANT					
01 2610 110 000 0 000	SALARIES/NON-INSTRUCTIONAL	450,000.00	5,127.78	30,766.68	6.84	419,233.32
01 2610 110 001 0 000	SALARIES/NON-INSTRUCTIONAL	0.00	10,843.20	50,175.15	0.00	(50,175.15)
01 2610 110 013 0 000	SALARIES/NON-INSTRUCTIONAL	0.00	6,707.79	38,225.78	0.00	(38,225.78)
01 2610 110 014 0 000	SALARIES/NON-INSTRUCTIONAL	0.00	4,585.58	27,119.53	0.00	(27,119.53)
01 2610 110 015 0 000	SALARIES/NON-INSTRUCTIONAL	0.00	11,164.92	62,381.36	0.00	(62,381.36)
110	SALARIES/NON-INSTRUCTIONAL	450,000.00	38,429.27	208,668.50	46.37	241,331.50
01 2610 130 000 0 000	OVERTIME SALARIES	10,000.00	0.00	0.00	0.00	10,000.00
01 2610 130 001 0 000	OVERTIME SALARIES/NON-INSTRUCTIONAL	0.00	48.75	203.82	0.00	(203.82)
01 2610 130 013 0 000	OVERTIME SALARIES/NON-INSTRUCTIONAL	0.00	142.50	701.58	0.00	(701.58)
01 2610 130 014 0 000	OVERTIME SALARIES/NON-INSTRUCTIONAL	0.00	17.60	141.32	0.00	(141.32)
01 2610 130 015 0 000	OVERTIME SALARIES/NON-INSTRUCTIONAL	0.00	64.11	222.93	0.00	(222.93)
130	OVERTIME SALARIES/NON-INSTRUCTIONAL	10,000.00	272.96	1,269.65	12.70	8,730.35
01 2610 150 000 1 000	EXTRA DUTY SALARIES/NON-INSTRUCTIONAL	160,000.00	770.69	4,624.14	2.89	155,375.86
01 2610 150 001 1 000	FLAT SALARIES/NON-INSTRUCTIONAL	0.00	2,231.69	15,175.35	0.00	(15,175.35)
01 2610 150 013 1 000	FLAT SALARIES/NON-INSTRUCTIONAL	0.00	2,922.00	17,532.00	0.00	(17,532.00)
01 2610 150 014 1 000	FLAT SALARIES/NON-INSTRUCTIONAL	0.00	2,191.50	13,149.00	0.00	(13,149.00)
01 2610 150 015 1 000	FLAT SALARIES/NON-INSTRUCTIONAL	0.00	5,113.50	29,690.88	0.00	(29,690.88)
150	EXTRA DUTY SALARIES/NON-INSTRUCTIONAL	160,000.00	13,229.38	80,171.37	50.11	79,828.63
01 2610 151 015 0 000	FLAT SALARIES/TEACHERS	25,000.00	0.00	0.00	0.00	25,000.00
01 2610 151 001 1 000	ADDITIONAL COMP/TEACHERS	0.00	1,461.00	1,461.00	0.00	(1,461.00)
151	ADDITIONAL COMP/TEACHERS	25,000.00	1,461.00	1,461.00	5.84	23,539.00
01 2610 210 000 0 000	GROUP INSURANCE-NON INSTRUCTIONAL	30,000.00	585.71	3,410.40	11.37	26,589.60
01 2610 210 001 0 000	GROUP INSURANCE-NON INSTRUCTIONAL	0.00	1,077.14	6,798.02	0.00	(6,798.02)
01 2610 210 000 1 000	GROUP INSURANCE-NON INSTRUCTIONAL	0.00	88.03	512.57	0.00	(512.57)
01 2610 210 001 1 000	GROUP INSURANCE-NON INSTRUCTIONAL	0.00	145.31	1,169.36	0.00	(1,169.36)
210	GROUP INSURANCE-NON INSTRUCTIONAL	30,000.00	1,896.19	11,890.35	39.63	18,109.65
01 2610 211 000 0 000	GROUP INSURANCE	15,000.00	0.00	0.00	0.00	15,000.00
211	GROUP INSURANCE/TEACH., PROF. STAFF	15,000.00	0.00	0.00	0.00	15,000.00
01 2610 220 000 0 000	SOCIAL SECURITY/NON-INSTRUCTIONAL	40,000.00	376.08	2,259.38	5.65	37,740.62
01 2610 220 001 0 000	SOCIAL SECURITY/NON-INSTRUCTIONAL	0.00	726.47	3,276.88	0.00	(3,276.88)
01 2610 220 013 0 000	SOCIAL SECURITY/NON-INSTRUCTIONAL	0.00	517.48	2,939.27	0.00	(2,939.27)
01 2610 220 014 0 000	SOCIAL SECURITY/NON-INSTRUCTIONAL	0.00	328.12	1,939.94	0.00	(1,939.94)
01 2610 220 015 0 000	SOCIAL SECURITY/NON-INSTRUCTIONAL	0.00	742.53	4,097.99	0.00	(4,097.99)
01 2610 220 000 1 000	SOCIAL SECURITY/NON-INSTRUCTIONAL	0.00	56.52	339.56	0.00	(339.56)
01 2610 220 001 1 000	SOCIAL SECURITY/NON-	0.00	149.04	1,015.76	0.00	(1,015.76)

03/06/2025 02:49 PM

Budget VS Actual EOM February 2025

User ID: 262

Account Number	Account Description	Revised Budget	During Month	To Date	% of Budget	Balance at EOM
INSTRUCTIONAL						
01 2610 220 013 1 000	SOCIAL SECURITY/NON-INSTRUCTIONAL	0.00	220.52	1,322.40	0.00	(1,322.40)
01 2610 220 014 1 000	SOCIAL SECURITY/NON-INSTRUCTIONAL	0.00	156.88	940.46	0.00	(940.46)
01 2610 220 015 1 000	SOCIAL SECURITY/NON-INSTRUCTIONAL	0.00	338.68	1,946.45	0.00	(1,946.45)
220	SOCIAL SECURITY/NON-INSTRUCTIONAL	40,000.00	3,612.32	20,078.09	50.20	19,921.91
01 2610 221 015 0 000	SOCIAL SECURITY/MEDICARE/COMP	1,000.00	0.00	0.00	0.00	1,000.00
01 2610 221 001 1 000	SOCIAL SECURITY/TEACHERS, PROF. STAFF	0.00	111.76	111.76	0.00	(111.76)
221	SOCIAL SECURITY/TEACHERS, PROF. STAFF	1,000.00	111.76	111.76	11.18	888.24
01 2610 230 000 0 000	RETIREMENT/NON-INSTRUCTIONAL	50,000.00	504.57	3,027.39	6.05	46,972.61
01 2610 230 001 0 000	RETIREMENT/NON-INSTRUCTIONAL	0.00	1,046.18	4,779.69	0.00	(4,779.69)
01 2610 230 013 0 000	RETIREMENT/NON-INSTRUCTIONAL	0.00	673.94	3,828.83	0.00	(3,828.83)
01 2610 230 014 0 000	RETIREMENT/NON-INSTRUCTIONAL	0.00	452.71	2,680.89	0.00	(2,680.89)
01 2610 230 015 0 000	RETIREMENT/NON-INSTRUCTIONAL	0.00	1,104.54	6,156.08	0.00	(6,156.08)
01 2610 230 013 1 000	RETIREMENT/NON-INSTRUCTIONAL	0.00	144.31	865.87	0.00	(865.87)
01 2610 230 014 1 000	RETIREMENT/NON-INSTRUCTIONAL	0.00	72.16	432.96	0.00	(432.96)
01 2610 230 015 1 000	RETIREMENT/NON-INSTRUCTIONAL	0.00	360.79	2,104.77	0.00	(2,104.77)
230	RETIREMENT/NON-INSTRUCTIONAL	50,000.00	4,359.20	23,876.48	47.75	26,123.52
01 2610 239 000 0 000	RETIREMENT/NON-INSTRUCTIONAL	10,000.00	0.00	0.00	0.00	10,000.00
239	RETIREMENT/COMP	10,000.00	0.00	0.00	0.00	10,000.00
01 2610 340 000 0 000	CONTRACTED OR SECURED SERVICES	35,000.00	0.00	470.00	1.34	34,530.00
01 2610 340 001 0 000	CONTRACTED OR SECURED SERVICES	0.00	0.00	4,106.41	0.00	(4,106.41)
01 2610 340 015 0 000	CONTRACTED OR SECURED SERVICES	0.00	918.17	918.17	0.00	(918.17)
340	OTHER PROFESSIONAL SERVICES	35,000.00	918.17	5,494.58	15.70	29,505.42
01 2610 382 000 0 000	TELEPHONE	60,000.00	1,244.73	10,955.34	19.41	49,044.66
382	TELEPHONE	60,000.00	1,244.73	10,955.34	19.41	49,044.66
01 2610 410 000 0 000	WATER AND SEWER	60,000.00	1,632.56	34,985.03	58.31	25,014.97
410	WATER AND SEWER	60,000.00	1,632.56	34,985.03	58.31	25,014.97
01 2610 420 000 0 000	GROUNDS MAINTENANCE	10,000.00	0.00	0.00	0.00	10,000.00
420	GROUNDS MAINTENANCE	10,000.00	0.00	0.00	0.00	10,000.00
01 2610 440 000 0 000	RENTALS OR LEASES	1,000.00	0.00	0.00	0.00	1,000.00
440	RENTALS/LEASES	1,000.00	0.00	0.00	0.00	1,000.00
01 2610 443 000 0 000	RENTALS	2,000.00	0.00	825.42	41.27	1,174.58
443	RENTALS	2,000.00	0.00	825.42	41.27	1,174.58
01 2610 520 000 0 000	PROPERTY INSURANCE	245,000.00	0.00	83,767.50	34.19	161,232.50
520	PROPERTY INSURANCE	245,000.00	0.00	83,767.50	34.19	161,232.50
01 2610 531 000 0 000	POSTAGE	13,000.00	0.00	2,258.70	17.37	10,741.30
531	POSTAGE	13,000.00	0.00	2,258.70	17.37	10,741.30
01 2610 580 000 0 000	TRAVEL EXPENSE AND MILEAGE	300.00	0.00	0.00	0.00	300.00
580	TRAVEL	300.00	0.00	0.00	0.00	300.00
01 2610 610 000 0 000	SUPPLIES	146,800.00	0.00	5,681.26	3.87	141,118.74
01 2610 610 001 0 000	SUPPLIES	0.00	4,936.80	19,468.16	0.00	(19,468.16)
01 2610 610 013 0 000	SUPPLIES	0.00	1,023.71	5,201.51	0.00	(5,201.51)
01 2610 610 014 0 000	SUPPLIES	0.00	0.00	305.42	0.00	(305.42)
01 2610 610 015 0 000	SUPPLIES	0.00	966.77	13,209.94	0.00	(13,209.94)
610	SUPPLIES	146,800.00	6,927.28	43,866.29	29.88	102,933.71
01 2610 621 000 0 000	UTILITIES	230,000.00	17,202.07	63,453.82	27.59	166,546.18
621	NATURAL GAS	230,000.00	17,202.07	63,453.82	27.59	166,546.18
01 2610 733 000 0 000	FURNITURE AND EQUIPMENT	5,000.00	0.00	0.00	0.00	5,000.00
733	FURNITURE AND EQUIP	5,000.00	0.00	0.00	0.00	5,000.00
01 2610 890 000 0 000	OTHER MISC OBJECTS	5,000.00	538.25	1,302.86	26.06	3,697.14
01 2610 890 001 0 000	OTHER MISC OBJECTS	0.00	0.00	1,902.45	0.00	(1,902.45)
01 2610 890 015 0 000	OTHER MISC OBJECTS	0.00	0.00	191.95	0.00	(191.95)
890	OTHER MISC SERVICES	5,000.00	538.25	3,397.26	67.95	1,602.74
2610	OPERATION OF PLANT	1,604,100.00	91,835.14	596,531.14	37.23	1,007,568.86
2620	MAINTENANCE OF PLANT					
01 2620 340 000 0 000	CONTRACTED OR SECURED SERVICES	57,900.00	0.00	640.00	1.11	57,260.00

03/06/2025 02:49 PM

Budget VS Actual EOM February 2025

User ID: 262

Account Number	Account Description	Revised Budget	During Month	To Date	% of Budget	Balance at EOM
01 2620 340 001 0 000	CONTRACTED OR SECURED SERVICES	0.00	412.50	4,181.42	0.00	(4,181.42)
01 2620 340 013 0 000	CONTRACTED OR SECURED SERVICES	0.00	200.00	1,234.98	0.00	(1,234.98)
01 2620 340 014 0 000	CONTRACTED OR SECURED SERVICES	0.00	0.00	2,343.20	0.00	(2,343.20)
01 2620 340 015 0 000	CONTRACTED OR SECURED SERVICES	0.00	441.38	3,527.82	0.00	(3,527.82)
340	OTHER PROFESSIONAL SERVICES	57,900.00	1,053.88	11,927.42	20.60	45,972.58
01 2620 610 001 0 000	SUPPLIES	5,000.00	0.00	3,562.50	71.25	1,437.50
01 2620 610 014 0 000	SUPPLIES	0.00	0.00	399.00	0.00	(399.00)
01 2620 610 015 0 000	SUPPLIES	0.00	0.00	884.66	0.00	(884.66)
610	SUPPLIES	5,000.00	0.00	4,846.16	96.92	153.84
01 2620 733 000 0 000	FURNITURE AND EQUIPMENT	2,000.00	0.00	0.00	0.00	2,000.00
733	FURNITURE AND EQUIP	2,000.00	0.00	0.00	0.00	2,000.00
01 2620 890 000 0 000	OTHER MISC OBJECTS	10,000.00	0.00	69.99	0.70	9,930.01
890	OTHER MISC SERVICES	10,000.00	0.00	69.99	0.70	9,930.01
2620	MAINTENANCE OF PLANT	74,900.00	1,053.88	16,843.57	22.49	58,056.43
2630	CARE/UPKEEP GROUNDS					
01 2630 340 000 0 000	PROFESSIONAL/TECHNICAL SERVICES	2,000.00	0.00	0.00	0.00	2,000.00
01 2630 340 001 0 000	OTHER PROFESSIONAL SERVICES	0.00	0.00	500.00	0.00	(500.00)
340	OTHER PROFESSIONAL SERVICES	2,000.00	0.00	500.00	25.00	1,500.00
01 2630 420 000 0 000	GROUNDS MAINTENANCE	25,000.00	0.00	0.00	0.00	25,000.00
01 2630 420 001 0 000	GROUNDS MAINTENANCE	0.00	0.00	1,575.00	0.00	(1,575.00)
01 2630 420 014 0 000	GROUNDS MAINTENANCE	0.00	0.00	0.00	0.00	0.00
01 2630 420 015 0 000	GROUNDS MAINTENANCE	0.00	0.00	0.00	0.00	0.00
420	GROUNDS MAINTENANCE	25,000.00	0.00	1,575.00	6.30	23,425.00
01 2630 610 001 0 000	SUPPLIES	1,000.00	0.00	0.00	0.00	1,000.00
610	SUPPLIES	1,000.00	0.00	0.00	0.00	1,000.00
01 2630 739 000 0 000	OTHER EQUIPMENT	30,000.00	0.00	0.00	0.00	30,000.00
739	OTHER EQUIPMENT	30,000.00	0.00	0.00	0.00	30,000.00
01 2630 890 000 0 000	OTHER MISC SERVICES	0.00	0.00	240.00	0.00	(240.00)
890	OTHER MISC SERVICES	0.00	0.00	240.00	0.00	(240.00)
2630	CARE/UPKEEP GROUNDS	58,000.00	0.00	2,315.00	3.99	55,685.00
2650	VEHICLE ACQUISITION,SERV,MTNCE					
01 2650 340 000 0 000	OTHER PROFESSIONAL SERVICES	150,000.00	0.00	0.00	0.00	150,000.00
340	OTHER PROFESSIONAL SERVICES	150,000.00	0.00	0.00	0.00	150,000.00
01 2650 610 000 0 000	SUPPLIES	10,000.00	0.00	0.00	0.00	10,000.00
610	SUPPLIES	10,000.00	0.00	0.00	0.00	10,000.00
01 2650 626 000 0 000	GAS AND OIL	50,000.00	0.00	0.00	0.00	50,000.00
626	GAS AND OIL	50,000.00	0.00	0.00	0.00	50,000.00
01 2650 890 000 0 000	OTHER MISC SERVICES	50,000.00	0.00	0.00	0.00	50,000.00
890	OTHER MISC SERVICES	50,000.00	0.00	0.00	0.00	50,000.00
2650	VEHICLE ACQUISITION,SERV,MTNCE	260,000.00	0.00	0.00	0.00	260,000.00
2660	SECURITY					
01 2660 350 000 0 000	TECHNICAL SERVICES	0.00	862.59	6,928.17	0.00	(6,928.17)
350	TECHNICAL SERVICES	0.00	862.59	6,928.17	0.00	(6,928.17)
01 2660 650 000 0 000	COMPUTER EQUIP(HARDWARE)	3,000.00	0.00	0.00	0.00	3,000.00
650	TECHNOLOGY SUPPLIES	3,000.00	0.00	0.00	0.00	3,000.00
2660	SECURITY	3,000.00	862.59	6,928.17	230.94	(3,928.17)
2710	REGULAR PUPIL TRANSPORTATION					
01 2710 110 000 0 000	SALARIES/NON-INSTRUCTIONAL	30,000.00	2,682.75	12,003.79	40.01	17,996.21
01 2710 110 001 0 000	SALARIES/NON-INSTRUCTIONAL	0.00	0.00	1,925.51	0.00	(1,925.51)
01 2710 110 015 0 000	SALARIES/NON-INSTRUCTIONAL	0.00	0.00	72.00	0.00	(72.00)
110	SALARIES/NON-INSTRUCTIONAL	30,000.00	2,682.75	14,001.30	46.67	15,998.70
01 2710 210 000 0 000	GROUP INSURANCE-NON INSTRUCTIONAL	1,000.00	16.39	143.85	14.39	856.15
01 2710 210 001 0 000	GROUP INSURANCE-NON INSTRUCTIONAL	0.00	0.00	5.70	0.00	(5.70)
210	GROUP INSURANCE-NON INSTRUCTIONAL	1,000.00	16.39	149.55	14.96	850.45
01 2710 220 000 0 000	SOCIAL SECURITY/NON-INSTRUCTIONAL	2,000.00	189.70	847.78	42.39	1,152.22

03/06/2025 02:49 PM

Budget VS Actual EOM February 2025

User ID: 262

Account Number	Account Description	Revised Budget	During Month	To Date	% of Budget	Balance at EOM
01 2710 220 001 0 000	SOCIAL SECURITY/NON-INSTRUCTIONAL	0.00	0.00	144.48	0.00	(144.48)
01 2710 220 015 0 000	SOCIAL SECURITY/NON-INSTRUCTIONAL	0.00	0.00	5.50	0.00	(5.50)
220	SOCIAL SECURITY/NON-INSTRUCTIONAL	2,000.00	189.70	997.76	49.89	1,002.24
01 2710 230 000 0 000	RETIREMENT/NON-INSTRUCTIONAL	2,500.00	264.96	1,185.58	47.42	1,314.42
01 2710 230 001 0 000	RETIREMENT/NON-INSTRUCTIONAL	0.00	0.00	190.19	0.00	(190.19)
01 2710 230 015 0 000	RETIREMENT/NON-INSTRUCTIONAL	0.00	0.00	7.11	0.00	(7.11)
230	RETIREMENT/NON-INSTRUCTIONAL	2,500.00	264.96	1,382.88	55.32	1,117.12
01 2710 332 000 0 000	MILEAGE TO PARENTS	140,000.00	0.00	0.00	0.00	140,000.00
01 2710 332 013 0 000	MILEAGE TO PARENTS	0.00	1,145.70	24,202.00	0.00	(24,202.00)
01 2710 332 014 0 000	MILEAGE TO PARENTS	0.00	(128.80)	38,358.76	0.00	(38,358.76)
01 2710 332 015 0 000	MILEAGE TO PARENTS	0.00	0.00	19,744.38	0.00	(19,744.38)
332	MILEAGE TO PARENTS	140,000.00	1,016.90	82,305.14	58.79	57,694.86
01 2710 340 000 0 000	PROFESSIONAL/TECHNICAL SERVICES	0.00	390.52	390.52	0.00	(390.52)
340	OTHER PROFESSIONAL SERVICES	0.00	390.52	390.52	0.00	(390.52)
01 2710 352 000 0 000	OTHER PROF/TECH SERVICES	45,000.00	958.82	6,580.45	14.62	38,419.55
352	OTHER PROF/STAFF DEVELOPMENT	45,000.00	958.82	6,580.45	14.62	38,419.55
01 2710 890 000 0 000	OTHER MISC OBJECTS	5,000.00	338.00	2,545.86	50.92	2,454.14
890	OTHER MISC SERVICES	5,000.00	338.00	2,545.86	50.92	2,454.14
2710	REGULAR PUPIL TRANSPORTATION	225,500.00	5,858.04	108,353.46	48.05	117,146.54
2712	SCHOOL AGE SPEC ED TRANSPORT					
01 2712 332 000 0 000	MILEAGE TO PARENTS	37,000.00	0.00	0.00	0.00	37,000.00
332	MILEAGE TO PARENTS	37,000.00	0.00	0.00	0.00	37,000.00
2712	SCHOOL AGE SPEC ED TRANSPORT	37,000.00	0.00	0.00	0.00	37,000.00
2720	SAFETY MONITOR					
01 2720 735 000 0 000	COMPUTER (SOFTWARE)	6,000.00	0.00	0.00	0.00	6,000.00
735	COMPUTER (SOFTWARE)	6,000.00	0.00	0.00	0.00	6,000.00
2720	SAFETY MONITOR	6,000.00	0.00	0.00	0.00	6,000.00
2730	VEHICLE MAINTENANCE					
01 2730 340 000 0 000	OTHER PROFESSIONAL SERVICES	30,000.00	4,017.77	12,928.78	43.10	17,071.22
340	OTHER PROFESSIONAL SERVICES	30,000.00	4,017.77	12,928.78	43.10	17,071.22
01 2730 431 000 0 000	REPARIS AND MAINTENANCE	5,500.00	0.00	0.00	0.00	5,500.00
431	REPAIRS AND MAINTENANCE	5,500.00	0.00	0.00	0.00	5,500.00
01 2730 442 001 0 000	RENTAL/LEASE VEHICLE	3,000.00	0.00	0.00	0.00	3,000.00
442	RENTAL/LEASE VEHICLE	3,000.00	0.00	0.00	0.00	3,000.00
01 2730 626 000 0 000	GAS AND OIL	50,000.00	2,601.30	20,572.37	41.14	29,427.63
626	GAS AND OIL	50,000.00	2,601.30	20,572.37	41.14	29,427.63
01 2730 890 000 0 000	OTHER MISC SERVICES	5,000.00	139.00	2,331.89	46.64	2,668.11
890	OTHER MISC SERVICES	5,000.00	139.00	2,331.89	46.64	2,668.11
2730	VEHICLE MAINTENANCE	93,500.00	6,758.07	35,833.04	38.32	57,666.96
2900	MAINTENANCE OF BLDGS					
01 2900 110 000 0 000	FOOD SERVICES	0.00	2,845.85	17,075.10	0.00	(17,075.10)
01 2900 110 001 0 000	FOOD SERVICES	0.00	8,823.85	68,821.61	0.00	(68,821.61)
01 2900 110 013 0 000	FOOD SERVICES	0.00	88.80	251.60	0.00	(251.60)
01 2900 110 015 0 000	FOOD SERVICES	0.00	3,979.92	28,509.28	0.00	(28,509.28)
110	SALARIES/NON-INSTRUCTIONAL	0.00	15,738.42	114,657.59	0.00	(114,657.59)
01 2900 130 015 0 000	OVERTIME SALARIES/NON-INSTRUCTIONAL	0.00	124.39	591.64	0.00	(591.64)
130	OVERTIME SALARIES/NON-INSTRUCTIONAL	0.00	124.39	591.64	0.00	(591.64)
01 2900 150 000 1 000	EXTRA DUTY SALARIES/NON-INSTRUCTIONAL	0.00	1,339.25	8,035.50	0.00	(8,035.50)
150	EXTRA DUTY SALARIES/NON-INSTRUCTIONAL	0.00	1,339.25	8,035.50	0.00	(8,035.50)
01 2900 210 001 0 000	FOOD SERVICES	0.00	599.32	3,595.92	0.00	(3,595.92)
210	GROUP INSURANCE-NON INSTRUCTIONAL	0.00	599.32	3,595.92	0.00	(3,595.92)
01 2900 220 000 0 000	FOOD SERVICES	0.00	207.31	1,254.26	0.00	(1,254.26)
01 2900 220 001 0 000	FOOD SERVICES	0.00	632.49	5,020.07	0.00	(5,020.07)
01 2900 220 013 0 000	FOOD SERVICES	0.00	6.80	19.25	0.00	(19.25)
01 2900 220 015 0 000	FOOD SERVICES	0.00	308.18	2,065.19	0.00	(2,065.19)
01 2900 220 000 1 000	SOCIAL SECURITY/NON-INSTRUCTIONAL	0.00	97.55	590.20	0.00	(590.20)

Account Number	Account Description	Revised Budget	During Month	To Date	% of Budget	Balance at EOM
220	SOCIAL SECURITY/NON-INSTRUCTIONAL	0.00	1,252.33	8,948.97	0.00	(8,948.97)
01 2900 230 000 0 000	FOOD SERVICES	0.00	279.87	1,679.22	0.00	(1,679.22)
01 2900 230 001 0 000	FOOD SERVICES	0.00	758.04	6,239.57	0.00	(6,239.57)
01 2900 230 013 0 000	FOOD SERVICES	0.00	8.77	24.85	0.00	(24.85)
01 2900 230 015 0 000	FOOD SERVICES	0.00	405.41	2,874.54	0.00	(2,874.54)
230	RETIREMENT/NON-INSTRUCTIONAL	0.00	1,452.09	10,818.18	0.00	(10,818.18)
2900	MAINTENANCE OF BLDGS	0.00	20,505.80	146,647.80	0.00	(146,647.80)
3510	X					
01 3510 610 000 0 000	SUPPLIES	0.00	0.00	0.00	0.00	0.00
610	SUPPLIES	0.00	0.00	0.00	0.00	0.00
3510	X	0.00	0.00	0.00	0.00	0.00
3515	IN/OUT GRANTS					
01 3515 610 000 0 000	SUPPLIES	0.00	0.00	0.00	0.00	0.00
610	SUPPLIES	0.00	0.00	0.00	0.00	0.00
3515	IN/OUT GRANTS	0.00	0.00	0.00	0.00	0.00
3535	HI-ABILITY					
01 3535 610 001 0 000	SUPPLIES	5,000.00	0.00	42.08	0.84	4,957.92
610	SUPPLIES	5,000.00	0.00	42.08	0.84	4,957.92
01 3535 890 000 0 000	OTHER MISC SERVICES	10,000.00	0.00	0.00	0.00	10,000.00
890	OTHER MISC SERVICES	10,000.00	0.00	0.00	0.00	10,000.00
3535	HI-ABILITY	15,000.00	0.00	42.08	0.28	14,957.92
3540	PRESCHOOL					
01 3540 610 000 0 000	SUPPLIES	10,000.00	0.00	0.00	0.29	10,000.00
610	SUPPLIES	10,000.00	0.00	0.00	0.29	10,000.00
01 3540 890 000 0 000	OTHER	0.00	0.00	0.00	0.00	0.00
890	OTHER MISC SERVICES	0.00	0.00	0.00	0.00	0.00
3540	PRESCHOOL	10,000.00	0.00	0.00	0.76	10,000.00
3551	EDUCATION QUEST					
01 3551 580 000 0 000	TRAVEL	5,000.00	0.00	1,165.02	23.30	3,834.98
580	TRAVEL	5,000.00	0.00	1,165.02	23.30	3,834.98
01 3551 610 000 0 000	SUPPLIES	8,000.00	79.12	79.12	0.99	7,920.88
610	SUPPLIES	8,000.00	79.12	79.12	0.99	7,920.88
01 3551 640 000 0 000	BOOKS AND PERIODICALS	10,000.00	0.00	0.00	0.00	10,000.00
640	BOOKS AND PERIODICALS	10,000.00	0.00	0.00	0.00	10,000.00
01 3551 641 001 0 000	E BOOKS	1,000.00	0.00	0.00	0.00	1,000.00
641	E BOOKS	1,000.00	0.00	0.00	0.00	1,000.00
01 3551 890 000 0 000	TRAVEL	1,000.00	0.00	1,138.46	113.85	(138.46)
01 3551 890 015 0 000	OTHER MISC SERVICES	0.00	0.00	424.00	0.00	(424.00)
890	OTHER MISC SERVICES	1,000.00	0.00	1,562.46	156.25	(562.46)
3551	EDUCATION QUEST	25,000.00	79.12	2,806.60	11.23	22,193.40
3599	IN/OUT AND CA GRANT					
01 3599 610 000 0 000	SUPPLIES	22,000.00	0.00	0.00	21.46	22,000.00
610	SUPPLIES	22,000.00	0.00	0.00	21.46	22,000.00
01 3599 640 000 0 000	COLLEGE ACCESS GRANT TEXTBOOKS	1,000.00	0.00	0.00	0.00	1,000.00
640	BOOKS AND PERIODICALS	1,000.00	0.00	0.00	0.00	1,000.00
01 3599 890 000 0 000	COLLEGE ACCESS GRANT OTHER	2,000.00	0.00	0.00	0.00	2,000.00
890	OTHER MISC SERVICES	2,000.00	0.00	0.00	0.00	2,000.00
3599	IN/OUT AND CA GRANT	25,000.00	0.00	0.00	18.89	25,000.00
6200	TITLE I (CURRENT)					
01 6200 111 000 0 000	TITLE I SALARY	350,000.00	0.00	0.00	0.00	350,000.00
01 6200 111 013 0 000	SALARIES/TEACHER-PROF.STAFF	0.00	3,498.16	20,988.96	0.00	(20,988.96)
01 6200 111 014 0 000	SALARIES/TEACHER-PROF.STAFF	0.00	5,303.56	31,821.36	0.00	(31,821.36)
01 6200 111 015 0 000	SALARIES/TEACHER-PROF.STAFF	0.00	6,356.86	38,141.16	0.00	(38,141.16)
111	SALARIES/TEACHER-PROF.STAFF	350,000.00	15,158.58	90,951.48	25.99	259,048.52
01 6200 151 000 1 000	ADDITIONAL COMP/TEACHERS	60,000.00	0.00	0.00	0.00	60,000.00
01 6200 151 013 1 000	ADDITIONAL COMP/TEACHERS	0.00	770.69	4,624.14	0.00	(4,624.14)
01 6200 151 014 1 000	ADDITIONAL COMP/TEACHERS	0.00	770.69	4,624.14	0.00	(4,624.14)
01 6200 151 015 1 000	ADDITIONAL COMP/TEACHERS	0.00	1,461.00	8,766.00	0.00	(8,766.00)
151	ADDITIONAL COMP/TEACHERS	60,000.00	3,002.38	18,014.28	30.02	41,985.72

03/06/2025 02:49 PM

Budget VS Actual EOM February 2025

User ID: 262

Account Number	Account Description	Revised Budget	During Month	To Date	% of Budget	Balance at EOM
01 6200 211 000 0 000	GROUP INSURANCE	15,000.00	0.00	0.00	0.00	15,000.00
01 6200 211 013 0 000	GROUP INSURANCE/TEACH. , PROF. STAFF	0.00	565.68	3,394.08	0.00	(3,394.08)
01 6200 211 014 0 000	GROUP INSURANCE/TEACH. , PROF. STAFF	0.00	602.73	3,616.38	0.00	(3,616.38)
01 6200 211 013 1 000	GROUP INSURANCE/TEACH. , PROF. STAFF	0.00	124.63	747.78	0.00	(747.78)
01 6200 211 014 1 000	GROUP INSURANCE/TEACH. , PROF. STAFF	0.00	87.58	525.48	0.00	(525.48)
211	GROUP INSURANCE/TEACH. , PROF. STAFF	15,000.00	1,380.62	8,283.72	55.22	6,716.28
01 6200 221 000 0 000	TITLE I SOCIAL SECURITY	20,000.00	0.00	0.00	0.00	20,000.00
01 6200 221 013 0 000	SOCIAL SECURITY/TEACHERS , PROF. STAFF	0.00	202.24	1,213.44	0.00	(1,213.44)
01 6200 221 014 0 000	SOCIAL SECURITY/TEACHERS , PROF. STAFF	0.00	315.08	1,890.48	0.00	(1,890.48)
01 6200 221 015 0 000	SOCIAL SECURITY/TEACHERS , PROF. STAFF	0.00	336.01	2,065.73	0.00	(2,065.73)
01 6200 221 013 1 000	SOCIAL SECURITY/TEACHERS , PROF. STAFF	0.00	44.55	267.30	0.00	(267.30)
01 6200 221 014 1 000	SOCIAL SECURITY/TEACHERS , PROF. STAFF	0.00	45.78	274.68	0.00	(274.68)
01 6200 221 015 1 000	SOCIAL SECURITY/TEACHERS , PROF. STAFF	0.00	77.23	474.79	0.00	(474.79)
221	SOCIAL SECURITY/TEACHERS , PROF. STAFF	20,000.00	1,020.89	6,186.42	30.93	13,813.58
01 6200 231 000 0 000	TITLE I RETIREMENT	30,000.00	0.00	0.00	0.00	30,000.00
01 6200 231 013 0 000	RETIREMENT/TEACH, PROF. STAFF	0.00	344.08	2,064.48	0.00	(2,064.48)
01 6200 231 014 0 000	RETIREMENT/TEACH, PROF. STAFF	0.00	521.88	3,131.28	0.00	(3,131.28)
01 6200 231 015 0 000	RETIREMENT/TEACH, PROF. STAFF	0.00	625.60	3,753.59	0.00	(3,753.59)
01 6200 231 015 1 000	RETIREMENT/TEACH, PROF. STAFF	0.00	144.31	865.86	0.00	(865.86)
231	RETIREMENT/TEACH, PROF. STAFF	30,000.00	1,635.87	9,815.21	32.72	20,184.79
6200	TITLE 1 (CURRENT)	475,000.00	22,198.34	133,251.11	28.05	341,748.89
6330	REAP-TITLE VI					
01 6330 111 001 0 000	SALARIES/TEACHER-PROF. STAFF	15,000.00	977.62	5,865.72	39.10	9,134.28
111	SALARIES/TEACHER-PROF. STAFF	15,000.00	977.62	5,865.72	39.10	9,134.28
01 6330 151 001 1 000	ADDITIONAL COMP/TEACHERS	5,000.00	336.03	2,016.18	40.32	2,983.82
151	ADDITIONAL COMP/TEACHERS	5,000.00	336.03	2,016.18	40.32	2,983.82
01 6330 221 001 0 000	SOCIAL SECURITY/TEACHERS , PROF. STAFF	2,000.00	72.72	436.36	21.82	1,563.64
01 6330 221 001 1 000	SOCIAL SECURITY/TEACHERS , PROF. STAFF	0.00	25.00	150.00	0.00	(150.00)
221	SOCIAL SECURITY/TEACHERS , PROF. STAFF	2,000.00	97.72	586.36	29.32	1,413.64
01 6330 231 001 0 000	RETIREMENT/TEACH, PROF. STAFF	5,000.00	96.18	577.08	11.54	4,422.92
231	RETIREMENT/TEACH, PROF. STAFF	5,000.00	96.18	577.08	11.54	4,422.92
6330	REAP-TITLE VI	27,000.00	1,507.55	9,045.34	33.50	17,954.66
6406	IDEA-PRESCHOOL					
01 6406 111 014 0 000	SALARIES/TEACHER-PROF. STAFF	5,000.00	194.10	1,164.60	23.29	3,835.40
111	SALARIES/TEACHER-PROF. STAFF	5,000.00	194.10	1,164.60	23.29	3,835.40
01 6406 112 000 0 000	SALARY-CLERICAL/PARAPROF STAFF	2,000.00	0.00	0.00	0.00	2,000.00
112	SALARIES/PARAPROFESSIONALS	2,000.00	0.00	0.00	0.00	2,000.00
01 6406 151 014 1 000	ADDITIONAL COMP/TEACHERS	1,000.00	58.44	350.64	35.06	649.36
151	ADDITIONAL COMP/TEACHERS	1,000.00	58.44	350.64	35.06	649.36
01 6406 212 014 0 000	GROUP INSURANCE/INSTRUCTIONAL AIDES	2,000.00	0.00	0.00	0.00	2,000.00
212	GROUP INSURANCE/INSTRUCTIONAL AIDES	2,000.00	0.00	0.00	0.00	2,000.00
01 6406 221 014 0 000	SOCIAL SECURITY/TEACHERS , PROF. STAFF	500.00	14.57	87.42	17.48	412.58
01 6406 221 014 1 000	SOCIAL SECURITY/TEACHERS , PROF. STAFF	0.00	4.37	26.22	0.00	(26.22)
221	SOCIAL SECURITY/TEACHERS , PROF. STAFF	500.00	18.94	113.64	22.73	386.36
01 6406 222 000 0 000	SOCIAL SECURITY/INTRUCTIONAL AIDES	200.00	0.00	0.00	0.00	200.00
222	SOCIAL SECURITY/INTRUCTIONAL AIDES	200.00	0.00	0.00	0.00	200.00
01 6406 231 014 0 000	RETIREMENT/TEACH, PROF. STAFF	1,000.00	19.10	114.60	11.46	885.40
01 6406 231 014 1 000	RETIREMENT/TEACH, PROF. STAFF	0.00	5.77	34.62	0.00	(34.62)
231	RETIREMENT/TEACH, PROF. STAFF	1,000.00	24.87	149.22	14.92	850.78

03/06/2025 02:49 PM

Budget VS Actual EOM February 2025

User ID: 262

Account Number	Account Description	Revised Budget	During Month	To Date	% of Budget	Balance at EOM
01 6406 232 000 0 000	RETIREMENT/INSTRUCTIONAL AIDES	500.00	0.00	0.00	0.00	500.00
232	RETIREMENT/INSTRUCTIONAL AIDES	500.00	0.00	0.00	0.00	500.00
01 6406 610 000 0 000	SUPPLIES	3,000.00	0.00	0.00	0.00	3,000.00
01 6406 610 013 0 000	SUPPLIES	0.00	0.00	0.00	0.00	0.00
610	SUPPLIES	3,000.00	0.00	0.00	1.80	3,000.00
6406	IDEA-PRESCHOOL	15,200.00	296.35	1,778.10	12.05	13,421.90
6408	IDEA - BASE					
01 6408 111 000 0 000	REGULAR SALARY	150,000.00	1,337.57	8,025.42	5.35	141,974.58
01 6408 111 013 0 000	SALARIES/TEACHER-PROF. STAFF	0.00	864.34	5,186.04	0.00	(5,186.04)
01 6408 111 015 0 000	SALARIES/TEACHER-PROF. STAFF	0.00	2,919.15	17,514.90	0.00	(17,514.90)
111	SALARIES/TEACHER-PROF. STAFF	150,000.00	5,121.06	30,726.36	20.48	119,273.64
01 6408 151 000 1 000	ADDITIONAL COMP/TEACHERS	40,000.00	292.20	1,753.20	4.38	38,246.80
01 6408 151 013 1 000	ADDITIONAL COMP/TEACHERS	0.00	154.14	924.84	0.00	(924.84)
01 6408 151 015 1 000	ADDITIONAL COMP/TEACHERS	0.00	1,168.80	7,012.80	0.00	(7,012.80)
151	ADDITIONAL COMP/TEACHERS	40,000.00	1,615.14	9,690.84	24.23	30,309.16
01 6408 211 000 0 000	GROUP INSURANCE	15,000.00	0.00	0.00	0.00	15,000.00
01 6408 211 013 0 000	GROUP INSURANCE/TEACH. , PROF. STAFF	0.00	114.47	686.82	0.00	(686.82)
01 6408 211 013 1 000	GROUP INSURANCE/TEACH. , PROF. STAFF	0.00	20.41	122.46	0.00	(122.46)
211	GROUP INSURANCE/TEACH. , PROF. STAFF	15,000.00	134.88	809.28	5.40	14,190.72
01 6408 221 000 0 000	SOCIAL SECURITY	15,000.00	98.86	593.16	3.95	14,406.84
01 6408 221 013 0 000	SOCIAL SECURITY/TEACHERS , PROF. STAFF	0.00	44.46	266.76	0.00	(266.76)
01 6408 221 015 0 000	SOCIAL SECURITY/TEACHERS , PROF. STAFF	0.00	205.54	1,233.54	0.00	(1,233.54)
01 6408 221 000 1 000	SOCIAL SECURITY/TEACHERS , PROF. STAFF	0.00	21.59	129.54	0.00	(129.54)
01 6408 221 013 1 000	SOCIAL SECURITY/TEACHERS , PROF. STAFF	0.00	7.93	47.58	0.00	(47.58)
01 6408 221 015 1 000	SOCIAL SECURITY/TEACHERS , PROF. STAFF	0.00	82.29	493.89	0.00	(493.89)
221	SOCIAL SECURITY/TEACHERS , PROF. STAFF	15,000.00	460.67	2,764.47	18.43	12,235.53
01 6408 222 000 0 000	SOCIAL SECURITY/INSTRUCTIONAL AIDES	500.00	0.00	0.00	0.00	500.00
222	SOCIAL SECURITY/INSTRUCTIONAL AIDES	500.00	0.00	0.00	0.00	500.00
01 6408 231 000 0 000	RETIREMENT	15,000.00	131.63	789.78	5.27	14,210.22
01 6408 231 013 0 000	RETIREMENT/TEACH, PROF. STAFF	0.00	85.03	510.18	0.00	(510.18)
01 6408 231 015 0 000	RETIREMENT/TEACH, PROF. STAFF	0.00	287.12	1,722.70	0.00	(1,722.70)
231	RETIREMENT/TEACH, PROF. STAFF	15,000.00	503.78	3,022.66	20.15	11,977.34
01 6408 232 000 0 000	RETIREMENT/INSTRUCTIONAL AIDES	1,000.00	0.00	0.00	0.00	1,000.00
232	RETIREMENT/INSTRUCTIONAL AIDES	1,000.00	0.00	0.00	0.00	1,000.00
01 6408 340 000 0 000	PROFESSIONAL SERVICES	5,000.00	0.00	0.00	0.00	5,000.00
340	OTHER PROFESSIONAL SERVICES	5,000.00	0.00	0.00	0.00	5,000.00
01 6408 610 000 0 000	SUPPLIES	6,000.00	0.00	1,698.00	28.30	4,302.00
610	SUPPLIES	6,000.00	0.00	1,698.00	28.30	4,302.00
6408	IDEA - BASE	247,500.00	7,835.53	48,711.61	19.68	198,788.39
6412	IDEA/NON-PUBLIC					
01 6412 111 000 0 000	SALARIES/TEACHER-PROF. STAFF	35,000.00	900.89	5,405.34	15.44	29,594.66
01 6412 111 001 0 000	SALARIES/TEACHER-PROF. STAFF	0.00	242.65	1,455.90	0.00	(1,455.90)
01 6412 111 013 0 000	SALARIES/TEACHER-PROF. STAFF	0.00	302.53	1,815.18	0.00	(1,815.18)
111	SALARIES/TEACHER-PROF. STAFF	35,000.00	1,446.07	8,676.42	24.79	26,323.58
01 6412 151 000 1 000	ADDITIONAL COMP/TEACHERS	8,000.00	189.93	1,139.58	14.24	6,860.42
01 6412 151 001 1 000	ADDITIONAL COMP/TEACHERS	0.00	38.53	231.18	0.00	(231.18)
01 6412 151 013 1 000	ADDITIONAL COMP/TEACHERS	0.00	53.95	323.70	0.00	(323.70)
151	ADDITIONAL COMP/TEACHERS	8,000.00	282.41	1,694.46	21.18	6,305.54
01 6412 211 000 0 000	COMPENSATION	1,000.00	0.00	0.00	0.00	1,000.00
01 6412 211 001 0 000	GROUP INSURANCE/TEACH. , PROF. STAFF	0.00	28.26	168.91	0.00	(168.91)
01 6412 211 013 0 000	GROUP INSURANCE/TEACH. , PROF. STAFF	0.00	40.06	240.36	0.00	(240.36)
01 6412 211 001 1 000	GROUP INSURANCE/TEACH. , PROF. STAFF	0.00	4.49	26.83	0.00	(26.83)
01 6412 211 013 1 000	GROUP	0.00	7.14	42.84	0.00	(42.84)

03/06/2025 02:49 PM

Budget VS Actual EOM February 2025

User ID: 262

Account Number	Account Description	Revised Budget	During Month	To Date	% of Budget	Balance at EOM
INSURANCE/TEACH., PROF. STAFF						
211	GROUP INSURANCE/TEACH., PROF. STAFF	1,000.00	79.95	478.94	47.89	521.06
01 6412 221 000 0 000	SOCIAL SECURITY	3,000.00	62.00	372.00	12.40	2,628.00
01 6412 221 001 0 000	SOCIAL SECURITY/TEACHERS, PROF. STAFF	0.00	15.18	91.18	0.00	(91.18)
01 6412 221 013 0 000	SOCIAL SECURITY/TEACHERS, PROF. STAFF	0.00	15.58	93.48	0.00	(93.48)
01 6412 221 000 1 000	SOCIAL SECURITY/TEACHERS, PROF. STAFF	0.00	13.18	79.08	0.00	(79.08)
01 6412 221 001 1 000	SOCIAL SECURITY/TEACHERS, PROF. STAFF	0.00	2.43	14.58	0.00	(14.58)
01 6412 221 013 1 000	SOCIAL SECURITY/TEACHERS, PROF. STAFF	0.00	2.77	16.62	0.00	(16.62)
221	SOCIAL SECURITY/TEACHERS, PROF. STAFF	3,000.00	111.14	666.94	22.23	2,333.06
01 6412 231 000 0 000	RETIREMENT	5,000.00	88.66	531.96	10.64	4,468.04
01 6412 231 001 0 000	RETIREMENT/TEACH, PROF. STAFF	0.00	23.87	143.22	0.00	(143.22)
01 6412 231 013 0 000	RETIREMENT/TEACH, PROF. STAFF	0.00	29.76	178.56	0.00	(178.56)
01 6412 231 000 1 000	RETIREMENT/TEACH, PROF. STAFF	0.00	4.33	25.98	0.00	(25.98)
231	RETIREMENT/TEACH, PROF. STAFF	5,000.00	146.62	879.72	17.59	4,120.28
01 6412 334 000 0 000	MILEAGE PD/OTHER	4,000.00	0.00	999.77	24.99	3,000.23
334	MILEAGE PD/OTHER	4,000.00	0.00	999.77	24.99	3,000.23
01 6412 340 000 0 000	OTHER PROFESSIONAL SERVICES	5,000.00	0.00	0.00	0.00	5,000.00
340	OTHER PROFESSIONAL SERVICES	5,000.00	0.00	0.00	0.00	5,000.00
01 6412 591 000 0 000	SERVICES PURCHASED FROM AN ESU	15,000.00	0.00	0.00	0.00	15,000.00
591	SERVICES PURCHASED FROM AN ESU	15,000.00	0.00	0.00	0.00	15,000.00
01 6412 610 000 0 000	SUPPLIES	0.00	0.00	69.95	0.00	(69.95)
610	SUPPLIES	0.00	0.00	69.95	0.00	(69.95)
6412	IDEA/NON-PUBLIC	76,000.00	2,066.19	13,466.20	17.72	62,533.80
6421	IDEA PART B ARP					
01 6421 330 000 0 000	REGISTRATIONS/TRAINING FEES	2,000.00	0.00	0.00	0.00	2,000.00
330	REGISTRATIONS/TRAINING FEES	2,000.00	0.00	0.00	0.00	2,000.00
01 6421 610 000 0 000	SUPPLIES	15,000.00	0.00	0.00	0.00	15,000.00
610	SUPPLIES	15,000.00	0.00	0.00	0.00	15,000.00
6421	IDEA PART B ARP	17,000.00	0.00	0.00	0.00	17,000.00
6422	IDEA PART C PRESSCHOOL ARP					
01 6422 332 000 0 000	MILEAGE TO PARENTS	3,000.00	0.00	0.00	0.00	3,000.00
332	MILEAGE TO PARENTS	3,000.00	0.00	0.00	0.00	3,000.00
01 6422 619 000 0 000	IDEA PART C PRESCHOOL 3-5 SERVICES	2,000.00	0.00	0.00	0.00	2,000.00
619	IDEA PART C PRESCHOOL 3-5 APR SERVICES	2,000.00	0.00	0.00	0.00	2,000.00
6422	IDEA PART C PRESSCHOOL ARP	5,000.00	0.00	0.00	0.00	5,000.00
6423	NONPUBLIC SPED IDEA					
01 6423 610 000 0 000	SUPPLIES	4,000.00	0.00	0.00	0.00	4,000.00
610	SUPPLIES	4,000.00	0.00	0.00	0.00	4,000.00
01 6423 890 000 0 000	OTHER MISC SERVICES	2,000.00	0.00	0.00	0.00	2,000.00
890	OTHER MISC SERVICES	2,000.00	0.00	0.00	0.00	2,000.00
6423	NONPUBLIC SPED IDEA	6,000.00	0.00	0.00	0.00	6,000.00
6700	PERKINS					
01 6700 330 000 0 000	REGISTRATIONS/TRAINING FEES	2,000.00	0.00	0.00	0.00	2,000.00
330	REGISTRATIONS/TRAINING FEES	2,000.00	0.00	0.00	0.00	2,000.00
01 6700 580 000 0 000	TRAVEL	2,000.00	0.00	0.00	0.00	2,000.00
580	TRAVEL	2,000.00	0.00	0.00	0.00	2,000.00
01 6700 610 000 0 000	SUPPLIES	4,000.00	0.00	7,806.12	195.15	(3,806.12)
610	SUPPLIES	4,000.00	0.00	7,806.12	195.15	(3,806.12)
01 6700 739 000 0 000	OTHER EQUIPMENT	6,000.00	0.00	0.00	0.00	6,000.00
739	OTHER EQUIPMENT	6,000.00	0.00	0.00	0.00	6,000.00
01 6700 810 000 0 000	DUES AND FEES	1,000.00	0.00	0.00	0.00	1,000.00
810	DUES AND FEES	1,000.00	0.00	0.00	0.00	1,000.00
01 6700 890 000 0 000	PERKINS	15,000.00	0.00	7,968.05	53.12	7,031.95
890	OTHER MISC SERVICES	15,000.00	0.00	7,968.05	53.12	7,031.95
6700	PERKINS	30,000.00	0.00	15,774.17	52.58	14,225.83

Account Number	Account Description	Revised Budget	During Month	To Date	% of Budget	Balance at EOM
6910	INDIAN EDUCATION					
01 6910 111 000 0 000	INDIAN ED. SALARY	50,000.00	0.00	0.00	0.00	50,000.00
01 6910 111 013 0 000	SALARIES/TEACHER-PROF. STAFF	0.00	1,276.59	7,659.54	0.00	(7,659.54)
01 6910 111 014 0 000	SALARIES/TEACHER-PROF. STAFF	0.00	319.15	1,914.90	0.00	(1,914.90)
01 6910 111 015 0 000	SALARIES/TEACHER-PROF. STAFF	0.00	1,318.21	7,909.26	0.00	(7,909.26)
111	SALARIES/TEACHER-PROF. STAFF	50,000.00	2,913.95	17,483.70	34.97	32,516.30
01 6910 151 000 1 000	ADDITIONAL COMP/TEACHERS	15,000.00	0.00	0.00	0.00	15,000.00
01 6910 151 013 1 000	ADDITIONAL COMP/TEACHERS	0.00	292.20	1,753.20	0.00	(1,753.20)
01 6910 151 014 1 000	ADDITIONAL COMP/TEACHERS	0.00	73.05	438.30	0.00	(438.30)
01 6910 151 015 1 000	ADDITIONAL COMP/TEACHERS	0.00	365.25	2,191.50	0.00	(2,191.50)
151	ADDITIONAL COMP/TEACHERS	15,000.00	730.50	4,383.00	29.22	10,617.00
01 6910 221 000 0 000	INDIAN ED. SOCIAL SECURITY	5,000.00	0.00	0.00	0.00	5,000.00
01 6910 221 013 0 000	SOCIAL SECURITY/TEACHERS, PROF. STAFF	0.00	94.63	567.78	0.00	(567.78)
01 6910 221 014 0 000	SOCIAL SECURITY/MEDICARE/COMP	0.00	23.66	141.96	0.00	(141.96)
01 6910 221 015 0 000	SOCIAL SECURITY/TEACHERS, PROF. STAFF	0.00	99.27	595.63	0.00	(595.63)
01 6910 221 013 1 000	SOCIAL SECURITY/TEACHERS, PROF. STAFF	0.00	21.64	129.84	0.00	(129.84)
01 6910 221 014 1 000	SOCIAL SECURITY/TEACHERS, PROF. STAFF	0.00	5.42	32.52	0.00	(32.52)
01 6910 221 015 1 000	SOCIAL SECURITY/TEACHERS, PROF. STAFF	0.00	27.51	165.07	0.00	(165.07)
221	SOCIAL SECURITY/TEACHERS, PROF. STAFF	5,000.00	272.13	1,632.80	32.66	3,367.20
01 6910 231 000 0 000	INDIAN ED. RETIREMENT	8,000.00	0.00	0.00	0.00	8,000.00
01 6910 231 013 0 000	RETIREMENT/TEACH, PROF. STAFF	0.00	125.64	753.84	0.00	(753.84)
01 6910 231 014 0 000	RETIREMENT/TEACH, PROF. STAFF	0.00	31.41	188.46	0.00	(188.46)
01 6910 231 015 0 000	RETIREMENT/TEACH, PROF. STAFF	0.00	129.71	778.26	0.00	(778.26)
01 6910 231 013 1 000	RETIREMENT/TEACH, PROF. STAFF	0.00	28.86	173.16	0.00	(173.16)
01 6910 231 014 1 000	RETIREMENT/TEACH, PROF. STAFF	0.00	7.22	43.32	0.00	(43.32)
231	RETIREMENT/TEACH, PROF. STAFF	8,000.00	322.84	1,937.04	24.21	6,062.96
01 6910 890 000 0 000	OTHER MISC OBJECTS	0.00	0.00	400.00	0.00	(400.00)
890	OTHER MISC SERVICES	0.00	0.00	400.00	0.00	(400.00)
6910	INDIAN EDUCATION	78,000.00	4,239.42	25,836.54	33.12	52,163.46
6968	21ST CENTURY GRANT					
01 6968 111 000 0 000	REGULAR SALARY	15,000.00	0.00	0.00	0.00	15,000.00
01 6968 111 013 0 000	SALARIES/TEACHER-PROF. STAFF	0.00	2,789.89	18,202.43	0.00	(18,202.43)
111	SALARIES/TEACHER-PROF. STAFF	15,000.00	2,789.89	18,202.43	121.35	(3,202.43)
01 6968 112 000 0 000	SALARY-CLERICAL/PARAPROF STAFF	70,000.00	0.00	0.00	0.00	70,000.00
01 6968 112 013 0 000	SALARIES/PARAPROFESSIONALS	0.00	3,026.61	15,886.19	0.00	(15,886.19)
01 6968 112 014 0 000	SALARIES/PARAPROFESSIONALS	0.00	2,187.91	15,135.53	0.00	(15,135.53)
112	SALARIES/PARAPROFESSIONALS	70,000.00	5,214.52	31,021.72	44.32	38,978.28
01 6968 212 000 0 000	GROUP INSURANCE/INSTRUCTIONAL AIDES	1,000.00	0.00	0.00	0.00	1,000.00
212	GROUP INSURANCE/INSTRUCTIONAL AIDES	1,000.00	0.00	0.00	0.00	1,000.00
01 6968 221 000 0 000	SOCIAL SECURITY	1,000.00	0.00	0.00	0.00	1,000.00
01 6968 221 013 0 000	SOCIAL SECURITY/TEACHERS, PROF. STAFF	0.00	197.01	1,303.31	0.00	(1,303.31)
221	SOCIAL SECURITY/TEACHERS, PROF. STAFF	1,000.00	197.01	1,303.31	130.33	(303.31)
01 6968 222 000 0 000	SOCIAL SECURITY/INSTRUCTIONAL AIDES	8,000.00	0.00	0.00	0.00	8,000.00
01 6968 222 013 0 000	SOCIAL SECURITY/INSTRUCTIONAL AIDES	0.00	231.51	1,215.29	0.00	(1,215.29)
01 6968 222 014 0 000	SOCIAL SECURITY/INSTRUCTIONAL AIDES	0.00	167.39	1,157.94	0.00	(1,157.94)
222	SOCIAL SECURITY/INSTRUCTIONAL AIDES	8,000.00	398.90	2,373.23	29.67	5,626.77
01 6968 231 000 0 000	RETIREMENT	1,000.00	0.00	0.00	0.00	1,000.00
01 6968 231 013 0 000	RETIREMENT/TEACH, PROF. STAFF	0.00	275.58	1,798.00	0.00	(1,798.00)
231	RETIREMENT/TEACH, PROF. STAFF	1,000.00	275.58	1,798.00	179.80	(798.00)
01 6968 232 000 0 000	RETIREMENT/INSTRUCTIONAL AIDES	3,000.00	0.00	0.00	0.00	3,000.00
01 6968 232 014 0 000	RETIREMENT/INSTRUCTIONAL AIDES	0.00	58.11	344.88	0.00	(344.88)
232	RETIREMENT/INSTRUCTIONAL AIDES	3,000.00	58.11	344.88	11.50	2,655.12

03/06/2025 02:49 PM

Budget VS Actual EOM February 2025

User ID: 262

Account Number	Account Description	Revised Budget	During Month	To Date	% of Budget	Balance at EOM
01 6968 320 000 0 000	PUPIL SERVICES	500.00	0.00	0.00	0.00	500.00
320	PUPIL SERVICES	500.00	0.00	0.00	0.00	500.00
01 6968 330 000 0 000	REGISTRATIONS/TRAINING	0.00	0.00	90.00	0.00	(90.00)
330	REGISTRATIONS/TRAINING FEES	0.00	0.00	90.00	0.00	(90.00)
01 6968 580 000 0 000	TRAVEL EXPENSE AND MILEAGE	500.00	0.00	214.00	42.80	286.00
580	TRAVEL	500.00	0.00	214.00	42.80	286.00
01 6968 610 000 0 000	SUPPLIES	1,300.00	0.00	0.00	0.00	1,300.00
610	SUPPLIES	1,300.00	0.00	0.00	0.00	1,300.00
01 6968 890 000 0 000	OTHER MISC OBJECTS	1,000.00	0.00	0.00	0.00	1,000.00
890	OTHER MISC SERVICES	1,000.00	0.00	0.00	0.00	1,000.00
6968	21ST CENTURY GRANT	102,300.00	8,934.01	55,347.57	54.10	46,952.43
6988	ASP SCHOOL YEAR ESSER GRANT					
01 6988 111 013 0 000	SALARIES/TEACHER-PROF.STAFF	0.00	0.00	638.20	0.00	(638.20)
111	SALARIES/TEACHER-PROF.STAFF	0.00	0.00	638.20	0.00	(638.20)
01 6988 221 013 0 000	SOCIAL SECURITY/TEACHERS, PROF.STAFF	0.00	0.00	44.31	0.00	(44.31)
221	SOCIAL SECURITY/TEACHERS, PROF.STAFF	0.00	0.00	44.31	0.00	(44.31)
01 6988 231 013 0 000	RETIREMENT/TEACH, PROF.STAFF	0.00	0.00	63.05	0.00	(63.05)
231	RETIREMENT/TEACH, PROF.STAFF	0.00	0.00	63.05	0.00	(63.05)
01 6988 610 000 0 000	SUPPLIES	0.00	0.00	98.79	0.00	(98.79)
610	SUPPLIES	0.00	0.00	98.79	0.00	(98.79)
6988	ASP SCHOOL YEAR ESSER GRANT	0.00	0.00	844.35	0.00	(844.35)
6989	SUMMER SCHOOL GRANT					
01 6989 112 014 0 000	SALARIES/PARAPROFESSIONALS	0.00	0.00	0.00	0.00	0.00
112	SALARIES/PARAPROFESSIONALS	0.00	0.00	0.00	0.00	0.00
01 6989 222 014 0 000	SOCIAL SECURITY/INSTRUCTIONAL AIDES	0.00	0.00	0.00	0.00	0.00
222	SOCIAL SECURITY/INSTRUCTIONAL AIDES	0.00	0.00	0.00	0.00	0.00
01 6989 232 014 0 000	RETIREMENT/INSTRUCTIONAL AIDES	0.00	0.00	0.00	0.00	0.00
232	RETIREMENT/INSTRUCTIONAL AIDES	0.00	0.00	0.00	0.00	0.00
01 6989 610 000 0 000	SUPPLIES	0.00	0.00	2,273.93	0.00	(2,273.93)
610	SUPPLIES	0.00	0.00	2,273.93	0.00	(2,273.93)
6989	SUMMER SCHOOL GRANT	0.00	0.00	2,273.93	0.00	(2,273.93)
6990	OTHER FEDERAL CATEGORICAL					
01 6990 610 000 0 000	SUPPLIES	3,000.00	0.00	0.00	0.00	3,000.00
01 6990 610 013 0 000	SUPPLIES	0.00	0.00	0.00	0.00	0.00
01 6990 610 015 0 000	SUPPLIES	0.00	0.00	0.00	0.00	0.00
610	SUPPLIES	3,000.00	0.00	0.00	90.96	3,000.00
6990	OTHER FEDERAL CATEGORICAL	3,000.00	0.00	0.00	90.96	3,000.00
6992	REAP GRANT					
01 6992 111 000 0 000	REGULAR SALARY	10,000.00	0.00	0.00	0.00	10,000.00
111	SALARIES/TEACHER-PROF.STAFF	10,000.00	0.00	0.00	0.00	10,000.00
01 6992 151 000 1 000	ADDITIONAL COMP/TEACHERS	4,000.00	0.00	0.00	0.00	4,000.00
151	ADDITIONAL COMP/TEACHERS	4,000.00	0.00	0.00	0.00	4,000.00
01 6992 221 000 0 000	SOCIAL SECURITY	2,000.00	0.00	0.00	0.00	2,000.00
221	SOCIAL SECURITY/TEACHERS, PROF.STAFF	2,000.00	0.00	0.00	0.00	2,000.00
01 6992 231 000 0 000	RETIREMENT	2,000.00	0.00	0.00	0.00	2,000.00
231	RETIREMENT/TEACH, PROF.STAFF	2,000.00	0.00	0.00	0.00	2,000.00
6992	REAP GRANT	18,000.00	0.00	0.00	0.00	18,000.00
6997	ESSER II					
01 6997 650 000 0 000	TECHNOLOGY SUPPLIES	0.00	0.00	0.00	0.00	0.00
650	TECHNOLOGY SUPPLIES	0.00	0.00	0.00	0.00	0.00
6997	ESSER II	0.00	0.00	0.00	0.00	0.00
6998	ESSER III					
01 6998 320 000 0 000	PUPIL SERVICES	0.00	0.00	0.00	0.00	0.00
320	PUPIL SERVICES	0.00	0.00	0.00	0.00	0.00
01 6998 610 000 0 000	SUPPLIES	0.00	0.00	2,519.00	0.00	(2,519.00)
610	SUPPLIES	0.00	0.00	2,519.00	0.00	(2,519.00)
01 6998 890 000 0 000	OTHER MISC SERVICES	0.00	0.00	0.00	0.00	0.00

BUDGET VS.ACTUAL (Exp.by Function)

Budget VS Actual EOM February 2025

Account Number	Account Description	Revised Budget	During Month	To Date	% of Budget	Balance at EOM
890	OTHER MISC SERVICES	0.00	0.00	0.00	0.00	0.00
6998	ESSER III	0.00	0.00	2,519.00	0.00	(2,519.00)
8000	TRANSFERS					
01 8000 890 000 0 000	OTHER MISC SERVICES	571,268.00	0.00	0.00	0.00	571,268.00
890	OTHER MISC SERVICES	571,268.00	0.00	0.00	0.00	571,268.00
01 8000 912 000 0 000	TRANSFERS TO LUNCH FROM GENERAL	0.00	0.00	80,000.00	0.00	(80,000.00)
912	TRANSFERS TO LUNCH FROM GENERAL	0.00	0.00	80,000.00	0.00	(80,000.00)
8000	TRANSFERS	571,268.00	0.00	80,000.00	14.00	491,268.00
01	DISTRICT 10	15,393,268.00	871,535.21	5,350,075.38	36.53	10,043,192.62

Account Number	Account Description	Revised Budget	During Month	To Date	% of Budget	Balance at EOM
02	DEPRECIATION FUND					
1100	REGULAR INSTRUCTIONAL PROGRAMS					
02 1100 734 000 0 000	COMPUTER EQUIP (HARDWARE<5000)	0.00	0.00	0.00	0.00	0.00
734	COMPUTER EQUIP (HARDWARE)	0.00	0.00	0.00	0.00	0.00
1100	REGULAR INSTRUCTIONAL PROGRAMS	0.00	0.00	0.00	0.00	0.00
2900	MAINTENANCE OF BLDGS					
02 2900 340 000 0 000	PROFESSIONAL SERVICES	0.00	3,647.70	3,647.70	0.00	(3,647.70)
340	OTHER PROFESSIONAL SERVICES	0.00	3,647.70	3,647.70	0.00	(3,647.70)
02 2900 430 000 0 000	REPAIR AND MAINTENANCE	0.00	0.00	0.00	0.00	0.00
430	REPAIR AND MAINTENANCE	0.00	0.00	0.00	0.00	0.00
02 2900 450 000 0 000	CONSTRUCTION SERVICES	0.00	14,608.00	238,563.69	0.00	(238,563.69)
450	CONSTRUCTION SERVICES	0.00	14,608.00	238,563.69	0.00	(238,563.69)
02 2900 610 000 0 000	SUPPLIES	0.00	0.00	9,350.00	0.00	(9,350.00)
610	SUPPLIES	0.00	0.00	9,350.00	0.00	(9,350.00)
02 2900 950 000 0 000	REDEMPTION OF PRINCIPAL	0.00	0.00	59,419.88	0.00	(59,419.88)
950	OTHER PYMTS	0.00	0.00	59,419.88	0.00	(59,419.88)
2900	MAINTENANCE OF BLDGS	0.00	18,255.70	310,981.27	0.00	(310,981.27)
8000	TRANSFERS					
02 8000 911 000 0 000	OTHER TRANSFERS	2,858,953.00	0.00	0.00	0.00	2,858,953.00
911	TRANSFERS TO GENERAL FUND	2,858,953.00	0.00	0.00	0.00	2,858,953.00
8000	TRANSFERS	2,858,953.00	0.00	0.00	0.00	2,858,953.00
02	DEPRECIATION FUND	2,858,953.00	18,255.70	310,981.27	11.50	2,547,971.73

Account Number	Account Description	Revised Budget	During Month	To Date	% of Budget	Balance at EOM
05	ACTIVITIES FUND					
2900	MAINTENANCE OF BLDGS					
05 2900 610 000 0 000	SUPPLIES	0.00	0.00	0.00	0.00	0.00
05 2900 610 000 0 001	ACTIVITY SUPPLIES/ANNUAL	0.00	0.00	6,613.70	0.00	(6,613.70)
05 2900 610 000 0 002	ACTIVITY SUPPLIES/EQUIPMENT/BANNER	0.00	0.00	724.95	0.00	(724.95)
05 2900 610 000 0 003	ACTIVITY SUPPLIES/ATHLETIC	0.00	5,259.69	37,629.36	0.00	(37,629.36)
05 2900 610 000 0 004	ACTIVITY SUPPLIES/CONCESSIONS	0.00	3,083.29	27,176.51	0.00	(27,176.51)
05 2900 610 000 0 005	ACTIVITY SUPPLIES/ CLASS OF 26	0.00	1,869.36	9,775.28	0.00	(9,775.28)
05 2900 610 000 0 006	ACTIVITY SUPPLIES/ CLASS OF 25	0.00	0.00	575.09	0.00	(575.09)
05 2900 610 000 0 007	ACTIVITY SUPPLIES/ CLASS OF 24	0.00	0.00	10.00	0.00	(10.00)
05 2900 610 000 0 011	ACTIVITY SUPPLIES/HS COURTESY FUND	0.00	0.00	2,367.04	0.00	(2,367.04)
05 2900 610 000 0 012	ACTIVITY SUPPLIES/SPEECH	0.00	0.00	0.00	0.00	0.00
05 2900 610 000 0 014	ACTIVITY SUPPLIES/FFA	0.00	753.25	25,496.33	0.00	(25,496.33)
05 2900 610 000 0 015	ACTIVITY SUPPLIES/CLUB CONCESSIONS	0.00	718.08	1,071.38	0.00	(1,071.38)
05 2900 610 000 0 017	ACTIVITY SUPPLIES/CHEERLEADER	0.00	324.00	7,080.59	0.00	(7,080.59)
05 2900 610 000 0 018	ACTIVITY SUPPLIES/GR CLUB	0.00	0.00	135.00	0.00	(135.00)
05 2900 610 000 0 022	ACTIVITY SUPPLIES/KINDNESS COMMITTEE	0.00	0.00	401.38	0.00	(401.38)
05 2900 610 000 0 024	ACTIVITY SUPPLIES/GORDON LIBRARY	0.00	0.00	320.00	0.00	(320.00)
05 2900 610 000 0 025	ACTIVITY SUPPLIES/RUSHVILLE LIBRARY	0.00	0.00	2,218.29	0.00	(2,218.29)
05 2900 610 000 0 026	ACTIVITY SUPPLIES/HS GENERAL ACTIVITIES	0.00	0.00	500.00	0.00	(500.00)
05 2900 610 000 0 028	ACTIVITY SUPPLIES/PRO START - KURGER	0.00	423.86	1,316.17	0.00	(1,316.17)
05 2900 610 000 0 030	ACTIVITY SUPPLIES/MUSICAL	0.00	0.00	0.00	0.00	0.00
05 2900 610 000 0 031	ACTIVITY SUPPLIES/NHS	0.00	0.00	281.25	0.00	(281.25)
05 2900 610 000 0 034	ACTIVITY SUPPLIES/STUDENT CNCL	0.00	0.00	1,991.56	0.00	(1,991.56)
05 2900 610 000 0 040	ACTIVITY SUPPLIES/GES FAMILIES IN NEED	0.00	0.00	24.09	0.00	(24.09)
05 2900 610 000 0 041	ACTIVITY SUPPLIES/RMS ST.COUNCIL	0.00	0.00	381.20	0.00	(381.20)
05 2900 610 000 0 043	ACTIVITY SUPPLIES/GES WW MISCELLAN	0.00	0.00	102.72	0.00	(102.72)
05 2900 610 000 0 044	ACTIVITY SUPPLIES/GES ST.COUNCIL	0.00	57.98	498.49	0.00	(498.49)
05 2900 610 000 0 045	ACTIVITY SUPPLIES/GES PARENT ACCT	0.00	0.00	800.29	0.00	(800.29)
05 2900 610 000 0 047	ACTIVITY SUPPLIES/GES INCENTIVES	0.00	0.00	2,027.68	0.00	(2,027.68)
05 2900 610 000 0 048	ACTIVITY SUPPLIES/RMS POP FUND	0.00	0.00	57.10	0.00	(57.10)
05 2900 610 000 0 049	ACTIVITY SUPPLIES/WEIGHT LIFTING	0.00	0.00	600.78	0.00	(600.78)
05 2900 610 000 0 050	ACTIVITY SUPPLIES/RES TEACHER ACCT	0.00	0.00	32.73	0.00	(32.73)
05 2900 610 000 0 051	ACTIVITY SUPPLIES/RES PARENT FUND	0.00	0.00	302.88	0.00	(302.88)
05 2900 610 000 0 052	ACTIVITY SUPPLIES/GES 4TH GRADE ACCT	0.00	0.00	0.00	0.00	0.00
05 2900 610 000 0 053	ACTIVITY SUPPLIES/MS HOPE SQUAD	0.00	0.00	331.65	0.00	(331.65)
05 2900 610 000 0 054	EXPENDITURES/ONE-ACT	0.00	0.00	2,321.06	0.00	(2,321.06)
05 2900 610 000 0 055	EXPENDITURES/BAND-CHOIR FUND RAISER	0.00	0.00	5,177.46	0.00	(5,177.46)
05 2900 610 000 0 056	EXPENDITURES/ADULT WELDING	0.00	0.00	0.00	0.00	0.00
05 2900 610 000 0 059	ACTIVITY SUPPLIES/MUSIC-FINE ARTS JOHNSON FUND	0.00	0.00	0.00	0.00	0.00
05 2900 610 000 0 066	ACTIVITY SUPPLIES/GRHS SPED COFFEE SHOP	0.00	97.17	1,202.61	0.00	(1,202.61)
05 2900 610 000 0 072	ACTIVITY / BOWLING	0.00	0.00	875.00	0.00	(875.00)
05 2900 610 000 0 073	GES BACKPACK PROGRAM	0.00	0.00	881.52	0.00	(881.52)
05 2900 610 000 0 100	EXPENDITURES/FOOTBALL FNDRSR	0.00	0.00	3,159.07	0.00	(3,159.07)
05 2900 610 000 0 200	EXPENDITURES/VB FNDRSR	0.00	0.00	2,802.20	0.00	(2,802.20)

03/06/2025 02:49 PM

Budget VS Actual EOM February 2025

User ID: 262

Account Number	Account Description	Revised Budget	During Month	To Date	% of Budget	Balance at EOM
05 2900 610 000 0 300	EXPENDITURES/BBB FNDRSR	0.00	0.00	2,413.35	0.00	(2,413.35)
05 2900 610 000 0 400	EXPENDITURES/GBB FNDRSR	0.00	657.00	3,434.96	0.00	(3,434.96)
05 2900 610 000 0 500	EXPENDITURES/WRSTLNG FNDRSR	0.00	0.00	5,029.35	0.00	(5,029.35)
05 2900 610 000 0 600	CROSS COUNTRY FUNDRAISER	0.00	0.00	1,575.65	0.00	(1,575.65)
05 2900 610 000 0 602	TRACK FUNDRAISER	0.00	0.00	116.00	0.00	(116.00)
05 2900 610 000 0 800	ACTIVITY SUPPLIES/GOLF FNDRSR	0.00	0.00	299.99	0.00	(299.99)
610	SUPPLIES	0.00	13,243.68	160,131.71	0.00	(160,131.71)
2900	MAINTENANCE OF BLDGS	0.00	13,243.68	160,131.71	0.00	(160,131.71)
8000	TRANSFERS					
05 8000 911 000 0 000	TRANSFERS TO GENERAL FUND	929,673.00	0.00	0.00	0.00	929,673.00
911	TRANSFERS TO GENERAL FUND	929,673.00	0.00	0.00	0.00	929,673.00
8000	TRANSFERS	929,673.00	0.00	0.00	0.00	929,673.00
05	ACTIVITIES FUND	929,673.00	13,243.68	160,131.71	19.60	769,541.29

Account Number	Account Description	Revised Budget	During Month	To Date	% of Budget	Balance at EOM
06	LUNCH FUND					
2190	OTHER PUPIL SUPPORT SERV					
06 2190 810 000 0 000	DUES AND FEES	0.00	0.00	30.00	0.00	(30.00)
810	DUES AND FEES	0.00	0.00	30.00	0.00	(30.00)
2190	OTHER PUPIL SUPPORT SERV	0.00	0.00	30.00	0.00	(30.00)
3100	FOOD SERVICES					
06 3100 110 000 0 000	SALARIES/NON-INSTRUCTIONAL	300,000.00	0.00	0.00	0.00	300,000.00
110	SALARIES/NON-INSTRUCTIONAL	300,000.00	0.00	0.00	0.00	300,000.00
06 3100 200 000 0 000	EMPLOYEE COMPENSATIONS	50,000.00	0.00	0.00	0.00	50,000.00
200	EMPLOYEE COMPENSATIONS	50,000.00	0.00	0.00	0.00	50,000.00
06 3100 340 000 0 000	CONTRACTED OR SECURED SERVICES	5,000.00	0.00	0.00	0.00	5,000.00
340	OTHER PROFESSIONAL SERVICES	5,000.00	0.00	0.00	0.00	5,000.00
06 3100 570 000 0 000	FOOD SERVICE REIMBURSEMENT	0.00	0.00	39.65	0.00	(39.65)
570	FOOD SERVICE MNGMNT	0.00	0.00	39.65	0.00	(39.65)
06 3100 610 000 0 000	SUPPLIES AND MATERIALS	20,000.00	81.10	15,698.68	78.49	4,301.32
610	SUPPLIES	20,000.00	81.10	15,698.68	78.49	4,301.32
06 3100 630 000 0 000	FOOD	450,000.00	27,487.51	166,208.70	36.94	283,791.30
630	FOOD	450,000.00	27,487.51	166,208.70	36.94	283,791.30
06 3100 890 000 0 000	OTHER MISC SERVICES	0.00	20,505.80	146,647.80	0.00	(146,647.80)
890	OTHER MISC SERVICES	0.00	20,505.80	146,647.80	0.00	(146,647.80)
3100	FOOD SERVICES	825,000.00	48,074.41	328,594.83	39.83	496,405.17
06	LUNCH FUND	825,000.00	48,074.41	328,624.83	39.83	496,375.17

BUDGET VS.ACTUAL (Exp.by Function)

Budget VS Actual EOM February 2025

Account Number	Account Description	Revised Budget	During Month	To Date	% of Budget	Balance at EOM
08	SPECIAL BUILDING FUND					
2610	OPERATION OF PLANT					
08 2610 610 000 0 000	SUPPLIES	754,404.00	0.00	0.00	0.00	754,404.00
610	SUPPLIES	754,404.00	0.00	0.00	0.00	754,404.00
2610	OPERATION OF PLANT	754,404.00	0.00	0.00	0.00	754,404.00
2620	MAINTENANCE OF PLANT					
08 2620 340 000 0 000	CONTRACTED OR SECURED SERVICES	0.00	0.00	264.10	0.00	(264.10)
340	OTHER PROFESSIONAL SERVICES	0.00	0.00	264.10	0.00	(264.10)
2620	MAINTENANCE OF PLANT	0.00	0.00	264.10	0.00	(264.10)
08	SPECIAL BUILDING FUND	754,404.00	0.00	264.10	0.04	754,139.90

Account Number	Account Description	Revised Budget	During Month	To Date	% of Budget	Balance at EOM
09	QUALIFIED CAPITAL FUND					
2515	BUILDING & SITES					
09 2515 720 000 0 000	BUILDINGS AND IMPROVEMENTS	56,000.00	0.00	0.00	0.00	56,000.00
720	BUILDINGS AND IMPROVEMENTS	56,000.00	0.00	0.00	0.00	56,000.00
09 2515 831 000 0 000	DEBT RELATED EXPENDITURES	436,910.00	0.00	0.00	0.00	436,910.00
831	REDEMPTION OF PRINCIPAL	436,910.00	0.00	0.00	0.00	436,910.00
2515	BUILDING & SITES	492,910.00	0.00	0.00	0.00	492,910.00
5000	DEBT SERVICES					
09 5000 830 000 0 000	DEBT RELATED EXPENDITURES	0.00	0.00	200.00	0.00	(200.00)
830	DEBT RELATED EXPENDITURES	0.00	0.00	200.00	0.00	(200.00)
09 5000 832 000 0 000	REDEMPTION OF INTEREST	0.00	0.00	4,330.10	0.00	(4,330.10)
832	DEBT SERVICE INTEREST	0.00	0.00	4,330.10	0.00	(4,330.10)
5000	DEBT SERVICES	0.00	0.00	4,530.10	0.00	(4,530.10)
09	QUALIFIED CAPITAL FUND	492,910.00	0.00	4,530.10	0.92	488,379.90

BUDGET VS. ACTUAL (Exp. by Function)

Budget VS Actual EOM February 2025

Account Number	Account Description	Revised Budget	During Month	To Date	% of Budget	Balance at EOM
10	COOPERATIVE FUND D10					
2320	EXECUTIVE ADMINISTRATION					
10 2320 890 000 0 000	OTHER MISC SERVICES	11,608.00	0.00	0.00	0.00	11,608.00
890	OTHER MISC SERVICES	11,608.00	0.00	0.00	0.00	11,608.00
2320	EXECUTIVE ADMINISTRATION	11,608.00	0.00	0.00	0.00	11,608.00
10	COOPERATIVE FUND D10	11,608.00	0.00	0.00	0.00	11,608.00

BUDGET VS.ACTUAL (Exp.by Function)

Budget VS Actual EOM February 2025

Account Number	Account Description	Revised Budget	During Month	To Date	% of Budget	Balance at EOM
13	INVESTMENT FUND					
8000	TRANSFERS					
13 8000 754 000 0 000	TRANSFERS TO GENERAL	0.00	0.00	751,000.00	0.00	(751,000.00)
13 8000 754 000 9 000	TRANSFERS TO DEPRECIATION	0.00	18,200.00	310,900.00	0.00	(310,900.00)
754	OTHER TRANSFERS	0.00	18,200.00	1,061,900.00	0.00	(1,061,900.00)
8000	TRANSFERS	0.00	18,200.00	1,061,900.00	0.00	(1,061,900.00)
13	INVESTMENT FUND	0.00	18,200.00	1,061,900.00	0.00	(1,061,900.00)

Account Number	Account Description	Revised Budget	During Month	To Date	% of Budget	Balance at EOM
15	SFB SCHOLARSHIPS					
2900	MAINTENANCE OF BLDGS					
15 2900 890 000 0 903	OTHER MISC SERVICES	0.00	0.00	100.00	0.00	(100.00)
15 2900 890 000 0 904	OTHER MISC SERVICES	0.00	0.00	75.00	0.00	(75.00)
15 2900 890 000 0 905	OTHER MISC SERVICES	0.00	0.00	137.50	0.00	(137.50)
15 2900 890 000 0 907	OTHER MISC OBJECTS	0.00	0.00	750.00	0.00	(750.00)
15 2900 890 000 0 909	OTHER MISC SERVICES	0.00	0.00	300.00	0.00	(300.00)
15 2900 890 000 0 910	OTHER MISC SERVICES	0.00	0.00	75.00	0.00	(75.00)
15 2900 890 000 0 911	OTHER MISC SERVICES	0.00	0.00	100.00	0.00	(100.00)
15 2900 890 000 0 912	OTHER MISC SERVICES	0.00	0.00	75.00	0.00	(75.00)
15 2900 890 000 0 920	OTHER MISC SERVICES	0.00	0.00	12,375.00	0.00	(12,375.00)
15 2900 890 000 0 925	OTHER MISC SERVICES	0.00	0.00	2,650.00	0.00	(2,650.00)
890	OTHER MISC SERVICES	0.00	0.00	16,637.50	0.00	(16,637.50)
2900	MAINTENANCE OF BLDGS	0.00	0.00	16,637.50	0.00	(16,637.50)
15	SFB SCHOLARSHIPS	0.00	0.00	16,637.50	0.00	(16,637.50)

BUDGET VS.ACTUAL (Exp.by Function)

Budget VS Actual EOM February 2025

Account Number	Account Description	Revised Budget	During Month	To Date	% of Budget	Balance at EOM
20	SELMA JONES BARKER					
2900	MAINTENANCE OF BLDGS					
20 2900 890 000 0 000	OTHER MISC SERVICES	0.00	0.00	75.00	0.00	(75.00)
890	OTHER MISC SERVICES	0.00	0.00	75.00	0.00	(75.00)
2900	MAINTENANCE OF BLDGS	0.00	0.00	75.00	0.00	(75.00)
20	SELMA JONES BARKER	0.00	0.00	75.00	0.00	(75.00)

BUDGET VS.ACTUAL (Exp.by Function)

Budget VS Actual EOM February 2025

Account Number	Account Description	Revised Budget	During Month	To Date	% of Budget	Balance at EOM
22	ALBERT J BORNEMANN					
2900	MAINTENANCE OF BLDGS					
22 2900 890 000 0 000	OTHER MISC SERVICES	0.00	0.00	100.00	0.00	(100.00)
890	OTHER MISC SERVICES	0.00	0.00	100.00	0.00	(100.00)
2900	MAINTENANCE OF BLDGS	0.00	0.00	100.00	0.00	(100.00)
22	ALBERT J BORNEMANN	0.00	0.00	100.00	0.00	(100.00)

BUDGET VS.ACTUAL (Exp.by Function)

Budget VS Actual EOM February 2025

Account Number	Account Description	Revised Budget	During Month	To Date	% of Budget	Balance at EOM
23	SARAH LUCILLE BREWER					
2900	MAINTENANCE OF BLDGS					
23 2900 890 000 0 000	OTHER MISC SERVICES	0.00	0.00	50.00	0.00	(50.00)
890	OTHER MISC SERVICES	0.00	0.00	50.00	0.00	(50.00)
2900	MAINTENANCE OF BLDGS	0.00	0.00	50.00	0.00	(50.00)
23	SARAH LUCILLE BREWER	0.00	0.00	50.00	0.00	(50.00)

BUDGET VS.ACTUAL (Exp.by Function)

Budget VS Actual EOM February 2025

Account Number	Account Description	Revised Budget	During Month	To Date	% of Budget	Balance at EOM
24	GRISWOLD					
2900	MAINTENANCE OF BLDGS					
24 2900 890 000 0 000	OTHER MISC SERVICES	0.00	0.00	100.00	0.00	(100.00)
890	OTHER MISC SERVICES	0.00	0.00	100.00	0.00	(100.00)
2900	MAINTENANCE OF BLDGS	0.00	0.00	100.00	0.00	(100.00)
24	GRISWOLD	0.00	0.00	100.00	0.00	(100.00)

BUDGET VS.ACTUAL (Exp.by Function)

Budget VS Actual EOM February 2025

Account Number	Account Description	Revised Budget	During Month	To Date	% of Budget	Balance at EOM
25	G/R RURAL					
2900	MAINTENANCE OF BLDGS					
25 2900 890 000 0 000	OTHER MISC SERVICES	0.00	0.00	150.00	0.00	(150.00)
890	OTHER MISC SERVICES	0.00	0.00	150.00	0.00	(150.00)
2900	MAINTENANCE OF BLDGS	0.00	0.00	150.00	0.00	(150.00)
25	G/R RURAL	0.00	0.00	150.00	0.00	(150.00)

BUDGET VS.ACTUAL (Exp.by Function)

Budget VS Actual EOM February 2025

Account Number	Account Description	Revised Budget	During Month	To Date	% of Budget	Balance at EOM
26	HOLLSTEIN					
2900	MAINTENANCE OF BLDGS					
26 2900 890 000 0 000	OTHER MISC SERVICES	0.00	0.00	75.00	0.00	(75.00)
890	OTHER MISC SERVICES	0.00	0.00	75.00	0.00	(75.00)
2900	MAINTENANCE OF BLDGS	0.00	0.00	75.00	0.00	(75.00)
26	HOLLSTEIN	0.00	0.00	75.00	0.00	(75.00)

BUDGET VS.ACTUAL (Exp.by Function)

Budget VS Actual EOM February 2025

Account Number	Account Description	Revised Budget	During Month	To Date	% of Budget	Balance at EOM
27	HOLZBERGER					
2900	MAINTENANCE OF BLDGS					
27 2900 890 000 0 000	OTHER MISC SERVICES	0.00	0.00	300.00	0.00	(300.00)
890	OTHER MISC SERVICES	0.00	0.00	300.00	0.00	(300.00)
2900	MAINTENANCE OF BLDGS	0.00	0.00	300.00	0.00	(300.00)
27	HOLZBERGER	0.00	0.00	300.00	0.00	(300.00)

BUDGET VS.ACTUAL (Exp.by Function)

Budget VS Actual EOM February 2025

Account Number	Account Description	Revised Budget	During Month	To Date	% of Budget	Balance at EOM
28	W.E. SULLENS					
2900	MAINTENANCE OF BLDGS					
28 2900 890 000 0 000	OTHER MISC SERVICES	0.00	0.00	125.00	0.00	(125.00)
890	OTHER MISC SERVICES	0.00	0.00	125.00	0.00	(125.00)
2900	MAINTENANCE OF BLDGS	0.00	0.00	125.00	0.00	(125.00)
28	W.E. SULLENS	0.00	0.00	125.00	0.00	(125.00)

BUDGET VS. ACTUAL (Exp. by Function)

Budget VS Actual EOM February 2025

Account Number	Account Description	Revised Budget	During Month	To Date	% of Budget	Balance at EOM
33	TURNER FOUNDATION					
2900	MAINTENANCE OF BLDGS					
33 2900 610 000 0 000	SUPPLIES	0.00	0.00	2,714.00	0.00	(2,714.00)
610	SUPPLIES	0.00	0.00	2,714.00	0.00	(2,714.00)
2900	MAINTENANCE OF BLDGS	0.00	0.00	2,714.00	0.00	(2,714.00)
33	TURNER FOUNDATION	0.00	0.00	2,714.00	0.00	(2,714.00)

Account Number	Account Description	Revised Budget	During Month	To Date	% of Budget	Balance at EOM
70	PETTY CASH FUND					
1100	REGULAR INSTRUCTIONAL PROGRAMS					
70 1100 113 013 0 000	SALARIES/SUBSTITUTES	0.00	0.00	538.25	0.00	(538.25)
113	SALARIES/SUBSTITUTES	0.00	0.00	538.25	0.00	(538.25)
70 1100 890 000 0 000	OTHER MISC SERVICES	0.00	0.00	508.91	0.00	(508.91)
890	OTHER MISC SERVICES	0.00	0.00	508.91	0.00	(508.91)
1100	REGULAR INSTRUCTIONAL PROGRAMS	0.00	0.00	1,047.16	0.00	(1,047.16)
2610	OPERATION OF PLANT					
70 2610 610 000 0 000	SUPPLIES	0.00	0.00	276.15	0.00	(276.15)
610	SUPPLIES	0.00	0.00	276.15	0.00	(276.15)
2610	OPERATION OF PLANT	0.00	0.00	276.15	0.00	(276.15)
2710	REGULAR PUPIL TRANSPORTATION					
70 2710 332 013 0 000	MILEAGE TO PARENTS	0.00	0.00	1,145.70	0.00	(1,145.70)
332	MILEAGE TO PARENTS	0.00	0.00	1,145.70	0.00	(1,145.70)
70 2710 890 000 0 000	OTHER MISC OBJECTS	0.00	0.00	182.33	0.00	(182.33)
890	OTHER MISC SERVICES	0.00	0.00	182.33	0.00	(182.33)
2710	REGULAR PUPIL TRANSPORTATION	0.00	0.00	1,328.03	0.00	(1,328.03)
70	PETTY CASH FUND	0.00	0.00	2,651.34	0.00	(2,651.34)

BUDGET VS. ACTUAL (Exp. by Function)

Budget VS Actual EOM February 2025

Account Number	Account Description	Revised Budget	During Month	To Date	% of Budget	Balance at EOM
Grand Total:		21,265,816.00	969,309.00	7,239,485.23	35.51	14,026,330.77

Revenue Summary Report EOM February 2025

Fund: 01 DISTRICT 10

<u>Account Number</u>	<u>Description</u>	<u>Revised Budget</u>	<u>During Month</u>	<u>To Date</u>	<u>% of Budget</u>	<u>Budget Balance</u>
01 1100	TAX REVENUE	7,960,000.00	1,755,100.88	5,222,023.53	65.60	2,737,976.47
01 1120	PUBLIC POWER DIST SALES TAX	75,000.00	0.00	0.00	0.00	75,000.00
01 1125	MOTOR VEHICLE TAX	340,000.00	0.00	0.00	0.00	340,000.00
01 1510	INTEREST ON INVESTMENT	3,000.00	872.27	4,449.42	148.31	(1,449.42)
01 1910	RENTAL OF SCHOOL FACILITIES	0.00	6,300.00	9,300.00	0.00	(9,300.00)
01 1911	LOCAL LICENSE FEES	0.00	0.00	3,040.00	0.00	(3,040.00)
01 1990	OTHER LOCAL RECEIPTS	0.00	520.22	14,795.25	0.00	(14,795.25)
	Subtotal: 1000	8,378,000.00	1,762,793.37	5,253,608.20	62.71	3,124,391.80
01 2110	COUNTY FINES AND LICENSE FEES	45,000.00	0.00	2,260.00	5.02	42,740.00
01 2130	OTHER COUNTY SOURCES	0.00	0.00	1,273.13	0.00	(1,273.13)
	Subtotal: COUNTY AND ESU RECEIPTS	45,000.00	0.00	3,533.13	7.85	41,466.87
01 3110	STATE AID	808,246.00	0.00	404,125.00	50.00	404,121.00
01 3120	SPECIAL ED SCHOOL AGE	650,000.00	116,758.00	340,320.00	52.36	309,680.00
01 3180	PRO-RATE MOTOR VEHICLE	15,000.00	0.00	0.00	0.00	15,000.00
01 3400	STATE APPORTIONMENT	70,000.00	163,948.02	163,948.02	234.21	(93,948.02)
01 3535	HI-ABILITY LEARNER	0.00	0.00	4,677.00	0.00	(4,677.00)
01 3551	EDUCATION QUEST	0.00	2,500.00	5,302.48	0.00	(5,302.48)
	Subtotal: STATE RECEIPTS	1,543,246.00	283,206.02	918,372.50	59.51	624,873.50
01 4307	TITLE VI	40,000.00	0.00	0.00	0.00	40,000.00
01 4418	PEAK GRANT	0.00	0.00	4,349.92	0.00	(4,349.92)
01 4505	TITLE I, CURRENT FY	150,000.00	0.00	178,295.00	118.86	(28,295.00)
01 4509	TITLE II-A	0.00	0.00	31,992.00	0.00	(31,992.00)
01 4511	TITLE V R LIS	0.00	0.00	33,998.00	0.00	(33,998.00)
01 4516	IDEA/PRESCHOOL	0.00	0.00	4,738.00	0.00	(4,738.00)
01 4518	IDEA-BASE	150,000.00	0.00	128,047.00	85.36	21,953.00
01 4521	IDEA/NON-PUBLIC	0.00	0.00	9,323.00	0.00	(9,323.00)
01 4525	FED VOC ED (CARL PERKINS)	7,500.00	0.00	1,231.50	16.42	6,268.50
01 4531	21ST CENTURY GRANT	100,000.00	0.00	49,228.00	49.23	50,772.00
01 4709	MEDICAID ADMINISTRATIVE ACTIVITIES	25,000.00	0.00	3,153.32	12.61	21,846.68
01 4969	PIRC GRANT	0.00	0.00	14,457.00	0.00	(14,457.00)
01 4989	ESSERS SUMMER ASP GRANT	0.00	0.00	20,965.00	0.00	(20,965.00)
01 4996	ESSER	1,052,451.00	0.00	0.00	0.00	1,052,451.00
01 4998	ESSERS III	0.00	0.00	1,210,314.00	0.00	(1,210,314.00)
	Subtotal: FEDERAL RECEIPTS	1,524,951.00	0.00	1,690,091.74	110.83	(165,140.74)
01 5690	OTHER NON-REVENUE RECEIPTS	0.00	20,505.80	146,647.80	0.00	(146,647.80)
	Subtotal: NON-REVENUE RECEIPTS	0.00	20,505.80	146,647.80	0.00	(146,647.80)
	Fund Total:	11,491,197.00	2,066,505.19	8,012,253.37	69.73	3,478,943.63

Revenue Summary Report
 Processing Month: 02/2025
 Revenue Summary Report EOM February 2025

Fund: 02 DEPRECIATION FUND

<u>Account Number</u>	<u>Description</u>	<u>Revised Budget</u>	<u>During Month</u>	<u>To Date</u>	<u>% of Budget</u>	<u>Budget Balance</u>
02 1510	INTEREST ON INVESTMENT	0.00	432.37	2,708.08	0.00	(2,708.08)
	Subtotal: 1000	0.00	432.37	2,708.08	0.00	(2,708.08)
02 5200	TRANSFERS FROM OTHER FUNDS	1,000,000.00	0.00	0.00	0.00	1,000,000.00
	Subtotal: NON-REVENUE RECEIPTS	1,000,000.00	0.00	0.00	0.00	1,000,000.00
	Fund Total:	1,000,000.00	432.37	2,708.08	0.27	997,291.92

Revenue Summary Report EOM February 2025

Fund: 05 ACTIVITIES FUND

<u>Account Number</u>	<u>Description</u>	<u>Revised Budget</u>	<u>During Month</u>	<u>To Date</u>	<u>% of Budget</u>	<u>Budget Balance</u>
05 1790	OTHER ACTIVITY REC	300,000.00	0.00	0.00	0.00	300,000.00
05 1790 0001	OTHER LOCAL REC/ANNUAL	0.00	40.00	2,490.00	0.00	(2,490.00)
05 1790 0003	OTHER LOCAL REC/ATHLETICS	0.00	4,149.75	37,734.71	0.00	(37,734.71)
05 1790 0004	OTHER LOCAL REC/CONCESSIONS	0.00	3,679.26	28,051.01	0.00	(28,051.01)
05 1790 0005	OTHER LOCAL REC/CLASS OF 26	0.00	135.00	15,856.05	0.00	(15,856.05)
05 1790 0007	OTHER LOCAL REC/CLASS OF 24	0.00	0.00	605.22	0.00	(605.22)
05 1790 0008	OTHER LOCAL REC/CLASS OF 27	0.00	0.00	1,018.70	0.00	(1,018.70)
05 1790 0010	OTHER LOCAL REC/PROM RENTAL	0.00	0.00	300.00	0.00	(300.00)
05 1790 0011	OTHER LOCAL REC/COURTESY FUND	0.00	187.50	250.00	0.00	(250.00)
05 1790 0012	OTHER LOCAL REC/SPEECH	0.00	730.70	730.70	0.00	(730.70)
05 1790 0014	OTHER LOCAL REC/FFA	0.00	1,730.00	28,368.63	0.00	(28,368.63)
05 1790 0015	OTHER LOCAL REC/ CLUB CONCESSIONS	0.00	412.17	2,684.58	0.00	(2,684.58)
05 1790 0017	OTHER LOCAL REC/CHEERLEADING	0.00	1,120.17	3,448.66	0.00	(3,448.66)
05 1790 0018	OTHER LOCAL REC/"GR" CLUB	0.00	0.00	55.00	0.00	(55.00)
05 1790 0024	OTHER LOCAL REC/GORDON LIBRARY	0.00	247.90	1,571.76	0.00	(1,571.76)
05 1790 0025	OTHER LOCAL REC/RUSHVILLE LIBRARY	0.00	0.00	2,300.92	0.00	(2,300.92)
05 1790 0026	OTHER LOCAL REC/GNRL ACTIVITIES	0.00	0.00	500.00	0.00	(500.00)
05 1790 0028	OTHER LOCAL REC/PRO START - KRUGER	0.00	0.00	757.00	0.00	(757.00)
05 1790 0034	OTHER LOCAL REC/STUDENT COUNCI	0.00	0.00	3,274.11	0.00	(3,274.11)
05 1790 0041	OTHER LOCAL REC/RMS ST.COUNCIL	0.00	0.00	713.27	0.00	(713.27)
05 1790 0042	OTHER LOCAL REC/MEDICAL EXPLORERS	0.00	0.00	393.60	0.00	(393.60)
05 1790 0043	OTHER LOCAL REC/GES WW MISCELLAN	0.00	0.00	70.00	0.00	(70.00)
05 1790 0044	OTHER LOCAL REC/GES ST.COUNCIL	0.00	0.00	813.11	0.00	(813.11)
05 1790 0045	OTHER LOCAL REC/GES PARENT ACCT	0.00	0.00	1,726.00	0.00	(1,726.00)
05 1790 0047	OTHER LOCAL REC/GES INCENTIVES	0.00	0.00	1,504.50	0.00	(1,504.50)
05 1790 0048	OTHER LOCAL REC/RMS POP FUND	0.00	0.00	19.85	0.00	(19.85)
05 1790 0051	OTHER LOCAL REC/RES PARENT FUND	0.00	281.00	1,654.51	0.00	(1,654.51)
05 1790 0053	OTHER LOCAL REC/MS HOPE SQUAD	0.00	0.00	309.00	0.00	(309.00)
05 1790 0054	OTHER LOCAL REC/ONE ACT	0.00	0.00	2,473.60	0.00	(2,473.60)
05 1790 0055	OTHER LOCAL REC/BAND FND RAISR	0.00	0.00	10,971.00	0.00	(10,971.00)
05 1790 0066	OTHER LOCAL REC GRHS SPED COFFEE SHOP	0.00	0.00	319.55	0.00	(319.55)
05 1790 0072	OTHER ACTIVITY REC/BOWLING	0.00	0.00	2,102.14	0.00	(2,102.14)
05 1790 0073	GES BACKPACK PROGRAM	0.00	0.00	2,070.00	0.00	(2,070.00)
05 1790 0074	OTHER ACTIVITY REC	0.00	0.00	120.00	0.00	(120.00)
05 1790 0075	OTHER LOCAL REC/HS CARE CLOSET	0.00	0.00	140.00	0.00	(140.00)
05 1790 0100	OTHER LOCAL REC/FB FNDRSR	0.00	1,544.84	7,713.34	0.00	(7,713.34)
05 1790 0108	PIPER BOOK FUND	0.00	144.20	358.24	0.00	(358.24)
05 1790 0200	OTHER LOCAL REC/VB FNDRSR	0.00	0.00	4,423.04	0.00	(4,423.04)
05 1790 0300	OTHER LOCAL REC/BBB FNDRSR	0.00	220.70	1,555.70	0.00	(1,555.70)
05 1790 0400	OTHER LOCAL REC/GBB FNDRSR	0.00	100.00	2,023.60	0.00	(2,023.60)
05 1790 0500	OTHER LOCAL REC/WRSTLNG FNDRSR	0.00	0.00	5,300.00	0.00	(5,300.00)
05 1790 0600	OTHER LOCAL REC/CC FUNDRAISER	0.00	0.00	2,854.75	0.00	(2,854.75)
05 1790 0602	OTHER LOCAL REC/TRACK FNDRSR	0.00	1,000.00	3,647.11	0.00	(3,647.11)
05 1790 0800	OTHER LOCAL REC GOLF FUNDRAISER	0.00	0.00	40.11	0.00	(40.11)
Subtotal: 1000		300,000.00	15,723.19	183,313.07	61.10	116,686.93
Fund Total:		300,000.00	15,723.19	183,313.07	61.10	116,686.93

Revenue Summary Report
 Processing Month: 02/2025
 Revenue Summary Report EOM February 2025

Fund: 06 LUNCH FUND

<u>Account Number</u>	<u>Description</u>	<u>Revised Budget</u>	<u>During Month</u>	<u>To Date</u>	<u>% of Budget</u>	<u>Budget Balance</u>
06 1611	SALE OF STUDENT LUNCHES	40,000.00	41,601.26	234,085.25	585.21	(194,085.25)
06 1613	SALE OF MILK	0.00	48.20	289.65	0.00	(289.65)
06 1620	SALE OF ADULT LUNCHES	0.00	1,206.00	9,696.55	0.00	(9,696.55)
06 1990	OTHER LOCAL RECEIPTS	0.00	248.97	83,098.03	0.00	(83,098.03)
	Subtotal: 1000	<hr/> 40,000.00	<hr/> 43,104.43	<hr/> 327,169.48	<hr/> 817.92	<hr/> (287,169.48)
06 3150	STATE REIMBURSEMENT	5,000.00	0.00	0.00	0.00	5,000.00
	Subtotal: STATE RECEIPTS	<hr/> 5,000.00	<hr/> 0.00	<hr/> 0.00	<hr/> 0.00	<hr/> 5,000.00
06 4210	FRESH FRUIT & VEG. PROGRAM	688,422.00	3,816.23	20,400.32	2.96	668,021.68
	Subtotal: FEDERAL RECEIPTS	<hr/> 688,422.00	<hr/> 3,816.23	<hr/> 20,400.32	<hr/> 2.96	<hr/> 668,021.68
	Fund Total:	<hr/> 733,422.00	<hr/> 46,920.66	<hr/> 347,569.80	<hr/> 47.39	<hr/> 385,852.20

Revenue Summary Report
Processing Month: 02/2025
Revenue Summary Report EOM February 2025

Fund: 08 SPECIAL BUILDING FUND

<u>Account Number</u>	<u>Description</u>	<u>Revised Budget</u>	<u>During Month</u>	<u>To Date</u>	<u>% of Budget</u>	<u>Budget Balance</u>
08 1100	LOCAL PROPERTY TAXES	250,000.00	51,527.55	104,134.30	41.65	145,865.70
08 1510	INTEREST ON INVESTMENT	0.00	117.63	666.16	0.00	(666.16)
Subtotal: 1000		250,000.00	51,645.18	104,800.46	41.92	145,199.54
Fund Total:		250,000.00	51,645.18	104,800.46	41.92	145,199.54

Revenue Summary Report
Processing Month: 02/2025
Revenue Summary Report EOM February 2025

Fund: 09 QUALIFIED CAPITAL FUND

<u>Account Number</u>	<u>Description</u>	<u>Revised Budget</u>	<u>During Month</u>	<u>To Date</u>	<u>% of Budget</u>	<u>Budget Balance</u>
09 1100	LOCAL PROPERTY TAXES	174,200.00	36,301.16	89,185.70	51.20	85,014.30
	Subtotal: 1000	174,200.00	36,301.16	89,185.70	51.20	85,014.30
	Fund Total:	174,200.00	36,301.16	89,185.70	51.20	85,014.30

Revenue Summary Report
Processing Month: 02/2025
Revenue Summary Report EOM February 2025

Fund: 13 INVESTMENT FUND

<u>Account Number</u>	<u>Description</u>	<u>Revised Budget</u>	<u>During Month</u>	<u>To Date</u>	<u>% of Budget</u>	<u>Budget Balance</u>
13 5200	TRANSFERS FROM OTHER FUNDS	0.00	1,214,800.00	3,241,300.00	0.00	(3,241,300.00)
	Subtotal: NON-REVENUE RECEIPTS	0.00	1,214,800.00	3,241,300.00	0.00	(3,241,300.00)
	Fund Total:	0.00	1,214,800.00	3,241,300.00	0.00	(3,241,300.00)

Revenue Summary Report
 Processing Month: 02/2025
 Revenue Summary Report EOM February 2025

Fund: 15 SFB SCHOLARSHIPS

<u>Account Number</u>	<u>Description</u>	<u>Revised Budget</u>	<u>During Month</u>	<u>To Date</u>	<u>% of Budget</u>	<u>Budget Balance</u>
15 1510 0903	INTEREST ON LOCAL REV RECEIPTS	0.00	0.00	59.09	0.00	(59.09)
15 1510 0904	INTEREST ON LOCAL REV RECEIPTS	0.00	0.00	14.30	0.00	(14.30)
15 1510 0905	INTEREST ON LOCAL REV RECEIPTS	0.00	0.00	9.66	0.00	(9.66)
15 1510 0906	INTEREST ON LOCAL REV RECEIPTS	0.00	0.00	14.42	0.00	(14.42)
15 1510 0907	INTEREST ON LOCAL REV RECEIPTS	0.00	0.00	666.36	0.00	(666.36)
15 1510 0908	INTEREST ON LOCAL REV RECEIPTS	0.00	0.00	6.57	0.00	(6.57)
15 1510 0909	INTEREST ON LOCAL REV RECEIPTS	0.00	0.00	308.60	0.00	(308.60)
15 1510 0910	INTEREST ON LOCAL REV RECEIPTS	0.00	0.00	36.82	0.00	(36.82)
15 1510 0911	INTEREST ON LOCAL REV RECEIPTS	0.00	0.00	117.80	0.00	(117.80)
15 1510 0912	INTEREST ON LOCAL REV RECEIPTS	0.00	0.00	11.72	0.00	(11.72)
15 1510 0913	INTEREST ON LOCAL REV RECEIPTS	0.00	0.00	7.08	0.00	(7.08)
15 1510 0914	INTEREST ON LOCAL REV RECEIPTS	0.00	0.00	34.97	0.00	(34.97)
15 1920 0925	CONTRIBUTIONS & DONATIONS	0.00	0.00	5,000.00	0.00	(5,000.00)
Subtotal: 1000		0.00	0.00	6,287.39	0.00	(6,287.39)
Fund Total:		0.00	0.00	6,287.39	0.00	(6,287.39)

Revenue Summary Report
 Processing Month: 02/2025
 Revenue Summary Report EOM February 2025

Fund: 20 SELMA JONES BARKER

<u>Account Number</u>	<u>Description</u>	<u>Revised Budget</u>	<u>During Month</u>	<u>To Date</u>	<u>% of Budget</u>	<u>Budget Balance</u>
20 1510	INTEREST ON LOCAL REV RECEIPTS	0.00	0.00	100.06	0.00	(100.06)
	Subtotal: 1000	0.00	0.00	100.06	0.00	(100.06)
20 9000	NON-PROGRAM RECEIPTS	0.00	0.00	0.00	0.00	0.00
	Subtotal: NON-PROGRAM RECEIPTS	0.00	0.00	0.00	0.00	0.00
	Fund Total:	0.00	0.00	100.06	0.00	(100.06)

Revenue Summary Report
Processing Month: 02/2025
Revenue Summary Report EOM February 2025

Fund: 21 FRED & VALLIE BERNDT

<u>Account Number</u>	<u>Description</u>	<u>Revised Budget</u>	<u>During Month</u>	<u>To Date</u>	<u>% of Budget</u>	<u>Budget Balance</u>
21 1510	INTEREST ON LOCAL REV RECEIPTS	0.00	0.00	242.36	0.00	(242.36)
	Subtotal: 1000	0.00	0.00	242.36	0.00	(242.36)
	Fund Total:	0.00	0.00	242.36	0.00	(242.36)

Revenue Summary Report
 Processing Month: 02/2025
 Revenue Summary Report EOM February 2025

Fund: 22 ALBERT J BORNEMANN

<u>Account Number</u>	<u>Description</u>	<u>Revised Budget</u>	<u>During Month</u>	<u>To Date</u>	<u>% of Budget</u>	<u>Budget Balance</u>
22 1510	INTEREST ON LOCAL REV RECEIPTS	0.00	0.00	113.78	0.00	(113.78)
	Subtotal: 1000	0.00	0.00	113.78	0.00	(113.78)
22 9000	NON-PROGRAM RECEIPTS	0.00	0.00	0.00	0.00	0.00
	Subtotal: NON-PROGRAM RECEIPTS	0.00	0.00	0.00	0.00	0.00
	Fund Total:	0.00	0.00	113.78	0.00	(113.78)

Revenue Summary Report
 Processing Month: 02/2025
 Revenue Summary Report EOM February 2025

Fund: 23 SARAH LUCILLE BREWER

<u>Account Number</u>	<u>Description</u>	<u>Revised Budget</u>	<u>During Month</u>	<u>To Date</u>	<u>% of Budget</u>	<u>Budget Balance</u>
23 1510	INTEREST ON LOCAL REV RECEIPTS	0.00	0.00	99.52	0.00	(99.52)
	Subtotal: 1000	0.00	0.00	99.52	0.00	(99.52)
23 9000	NON-PROGRAM RECEIPTS	0.00	0.00	0.00	0.00	0.00
	Subtotal: NON-PROGRAM RECEIPTS	0.00	0.00	0.00	0.00	0.00
	Fund Total:	0.00	0.00	99.52	0.00	(99.52)

Revenue Summary Report
Processing Month: 02/2025
Revenue Summary Report EOM February 2025

Fund: 24 GRISWOLD

<u>Account Number</u>	<u>Description</u>	<u>Revised Budget</u>	<u>During Month</u>	<u>To Date</u>	<u>% of Budget</u>	<u>Budget Balance</u>
24 9000	NON-PROGRAM RECEIPTS	0.00	0.00	0.00	0.00	0.00
	Subtotal: NON-PROGRAM RECEIPTS	0.00	0.00	0.00	0.00	0.00
	Fund Total:	0.00	0.00	0.00	0.00	0.00

Revenue Summary Report
 Processing Month: 02/2025
 Revenue Summary Report EOM February 2025

Fund: 25 G/R RURAL

<u>Account Number</u>	<u>Description</u>	<u>Revised Budget</u>	<u>During Month</u>	<u>To Date</u>	<u>% of Budget</u>	<u>Budget Balance</u>
25 1510	INTEREST ON LOCAL REV RECEIPTS	0.00	0.00	484.65	0.00	(484.65)
	Subtotal: 1000	0.00	0.00	484.65	0.00	(484.65)
25 9000	NON-PROGRAM RECEIPTS	0.00	0.00	0.00	0.00	0.00
	Subtotal: NON-PROGRAM RECEIPTS	0.00	0.00	0.00	0.00	0.00
	Fund Total:	0.00	0.00	484.65	0.00	(484.65)

Revenue Summary Report
 Processing Month: 02/2025
 Revenue Summary Report EOM February 2025

Fund: 26 HOLLSTEIN

<u>Account Number</u>	<u>Description</u>	<u>Revised Budget</u>	<u>During Month</u>	<u>To Date</u>	<u>% of Budget</u>	<u>Budget Balance</u>
26 1510	INTEREST ON LOCAL REV RECEIPTS	0.00	0.00	417.19	0.00	(417.19)
	Subtotal: 1000	0.00	0.00	417.19	0.00	(417.19)
26 9000	NON-PROGRAM RECEIPTS	0.00	0.00	0.00	0.00	0.00
	Subtotal: NON-PROGRAM RECEIPTS	0.00	0.00	0.00	0.00	0.00
	Fund Total:	0.00	0.00	417.19	0.00	(417.19)

Revenue Summary Report
 Processing Month: 02/2025
 Revenue Summary Report EOM February 2025

Fund: 27 HOLZBERGER

<u>Account Number</u>	<u>Description</u>	<u>Revised Budget</u>	<u>During Month</u>	<u>To Date</u>	<u>% of Budget</u>	<u>Budget Balance</u>
27 1510	INTEREST ON LOCAL REV RECEIPTS	0.00	0.00	570.32	0.00	(570.32)
	Subtotal: 1000	0.00	0.00	570.32	0.00	(570.32)
27 9000	NON-PROGRAM RECEIPTS	0.00	0.00	0.00	0.00	0.00
	Subtotal: NON-PROGRAM RECEIPTS	0.00	0.00	0.00	0.00	0.00
	Fund Total:	0.00	0.00	570.32	0.00	(570.32)

Revenue Summary Report
Processing Month: 02/2025
Revenue Summary Report EOM February 2025

Fund: 28 W.E. SULLENS

<u>Account Number</u>	<u>Description</u>	<u>Revised Budget</u>	<u>During Month</u>	<u>To Date</u>	<u>% of Budget</u>	<u>Budget Balance</u>
28 1510	INTEREST ON LOCAL REV RECEIPTS	0.00	0.00	605.81	0.00	(605.81)
	Subtotal: 1000	0.00	0.00	605.81	0.00	(605.81)
28 9000	NON-PROGRAM RECEIPTS	0.00	0.00	0.00	0.00	0.00
	Subtotal: NON-PROGRAM RECEIPTS	0.00	0.00	0.00	0.00	0.00
	Fund Total:	0.00	0.00	605.81	0.00	(605.81)

Revenue Summary Report
Processing Month: 02/2025
Revenue Summary Report EOM February 2025

Fund: 30 WATERMAN

<u>Account Number</u>	<u>Description</u>	<u>Revised Budget</u>	<u>During Month</u>	<u>To Date</u>	<u>% of Budget</u>	<u>Budget Balance</u>
30 1510	INTEREST ON LOCAL REV RECEIPTS	0.00	0.00	25.33	0.00	(25.33)
	Subtotal: 1000	0.00	0.00	25.33	0.00	(25.33)
	Fund Total:	0.00	0.00	25.33	0.00	(25.33)

Revenue Summary Report
Processing Month: 02/2025
Revenue Summary Report EOM February 2025

Fund: 31 JOHNSON FUND

<u>Account Number</u>	<u>Description</u>	<u>Revised Budget</u>	<u>During Month</u>	<u>To Date</u>	<u>% of Budget</u>	<u>Budget Balance</u>
31 1510	INTEREST ON LOCAL REV RECEIPTS	0.00	0.00	956.89	0.00	(956.89)
	Subtotal: 1000	0.00	0.00	956.89	0.00	(956.89)
	Fund Total:	0.00	0.00	956.89	0.00	(956.89)

Revenue Summary Report
Processing Month: 02/2025
Revenue Summary Report EOM February 2025

Fund: 70 PETTY CASH FUND

<u>Account Number</u>	<u>Description</u>	<u>Revised Budget</u>	<u>During Month</u>	<u>To Date</u>	<u>% of Budget</u>	<u>Budget Balance</u>
70 5200	TRANSFERS FROM OTHER FUNDS	0.00	1,683.95	3,526.95	0.00	(3,526.95)
	Subtotal: NON-REVENUE RECEIPTS	0.00	1,683.95	3,526.95	0.00	(3,526.95)
	Fund Total:	0.00	1,683.95	3,526.95	0.00	(3,526.95)

Revenue Summary Report

Processing Month: 02/2025

Revenue Summary Report EOM February 2025

	<u>Revised Budget</u>	<u>During Month</u>	<u>To Date</u>	<u>% of Budget</u>	<u>Budget Balance</u>
Grand Total:	13,948,819.00	3,434,011.70	11,994,560.73	85.99	1,954,258.27

District 10 Expenditures Comparison Report

	2021 - 22	2022-23	2023-24	2024-25
September	\$921,724.17	\$795,539.68	\$860,651.02	\$839,528.43
October	\$836,219.03	\$821,763.06	\$876,813.04	\$901,371.95
November	\$818,784.81	\$810,239.29	\$831,404.43	\$945,248.78
Lunch Fund				*(80,000 to lunch)
December	\$792,707.10	\$775,829.63	\$879,268.86	\$876,914.88
January	\$797,784.01	\$780,998.91	\$824,518.62	\$908,790.59
February	\$778,977.94	\$760,484.02	\$772,787.07	\$870,136.71
March	\$797,725.74	\$798,151.45	\$873,630.69	820,584.42
April	\$798,306.39	\$929,996.28	\$801,596.01	
May	\$794,559.89	\$761,017.10	\$791,905.12	
June	\$1,046,947.80	\$863,961.72	\$891,182.36	
July	\$781,464.19	\$783,162.83	\$771,750.40	
Investment	*(400,000.00 trnsfr to derec)		*(600,000.00 to deprec)	
August	\$723,222.31	\$813,908.82	\$704,022.95	

GORDON-RUSHVILLE PUBLIC SCHOOLS - DISTRICT NO. 10
FINANCIAL SUMMARY
 Month of March 2025

GENERAL FUND

Reconciled Bank Balance, February 28, 2025	311,701.63
On Deposit, County Treasurer CC 16,252.28	+ <u>155,201.39</u>
Total Available Cash SC 138,949.11	466,903.02
Less: General Fund Bills	- <u>820,584.42</u>
Plus or Minus Cash Balance	- 353,681.40
Transfer FROM Investment Fund	+ <u>354,700.00</u>
Anticipated Checkbook Balance, End of Month	1,018.60

BUILDING FUND

Reconciled Bank Balance, February 28, 2025	1,267.86
On Deposit, County Treasurer CC 275.82	+ <u>3,118.00</u>
Total Available Cash SC 2,842.18	+ 4,385.86
Less Bills	- <u>0.00</u>
Plus or Minus Cash Balance	+ 4,385.86
Transfer TO Investment Fund	- <u>3,300.00</u>
Anticipated Checkbook Balance, End of Month	1,085.86

DISTRICT 10 DEPRECIATION FUND

Reconciled Bank Balance February 28, 2025	+ 1,032.95
Less Bills	- <u>35,362.00</u>
Plus or Minus Cash Balance	- 34,329.05
Transfer FROM Investment Fund	+ <u>35,400.00</u>
Anticipated Checkbook Balance, End of Month	1,070.95

GRPS INVESTMENT FUND (money market)

Reconciled Bank Balance, February 28, 2025	7,675,650.35
Fund Balances in Investment Fund:	
Balance + Transfers + Interest =	
Dist. 10 Gen. Fund 3,972,302.04 + 1,163,500.00 + 872.27	= 5,136,674.31
Dist. 10 Building 535,530.33 + 51,300.00 + 117.63	= 586,947.96
Dist. 10 Deprec. 1,969,795.71 - 18,200.00 + 432.37	= <u>1,952,028.08</u>
Total of Fund Balances D10 Deprec Bldg	7,675,650.35
Trnsfr TO & FROM Inv.Fund fm D-10	- 354,700.00
Trnsfr TO & FROM Inv.Fund fm Bldg	+ 3,300.00
Trnsfr TO/FROM Inv Fund to Deprec.	- 35,400.00
Anticipated Fund Balance, End of Month	+ 0.00
DIST. 10 CERTIFICATES OF DEPOSIT	<u>0.00</u>
Total Investment Fund Balance, End of Month	+ 7,288,850.35

DISTRICT 10 LUNCH FUND

Reconciled Bank Balance, February 28, 2025	46,626.79
Anticipated Receipts	+ 36,174.83
Total Available Cash	+ 82,801.62
Less Bills	- 47,741.78
Transfer from District 10 General	+ 0.00
Anticipated Checkbook Balance, End of Month	35,059.84

DISTRICT 10 COOPERATIVE FUND

Reconciled Bank Balance, February 28, 2025	11,607.27
Less Bills	- 0.00
Transfer from District 10 General	+ 0.00
Anticipated Checkbook Balance, End of Month	11,607.27

DISTRICT 10 QUALIFIED CAPITAL FUND

Reconciled Bank Balance February 20, 2025	379,218.43
On Deposit, County Treasurer CC 230.50	+ 2,381.71
Total Available Cash SC 2,151.21	381,600.14
Less Bills	- 0.00
Anticipated Checkbook Balance, End of Month	381,600.14

SCHOLARSHIPS 08/31/2024

Dollars for Scholars (223,282.23 CD)	26,197.68
Selma Jones Barker Scholarship (10,000 CD)	272.45
Berndt Scholarship (10,000 CD)	293.77
Albert J. Bornemann Scholarship (10,000 CD)	425.99
Brewer Scholarship Fund (10,000) Savings Account	218.07
Griswold Scholarship Fund (15,000 CD)	231.79
GR Rural Scholarship Fund (20,000 CD)	965.34
Hollstein Foundation (16,000) Savings Account	3,406.74
Holzberger Memorial (25,000 CD)	975.07
Sullens Memorial Scholarship (25,000 CD)	1,366.41
Rusty Thorp Memorial	1.53
Waterman	352.38

MONTHLY FINANCIAL SUMMARY
MARCH 2025

MONTH ENDING FEBRUARY 2025

ACCOUNT	BEGINNING BALANCE	MONTHLY RECEIPTS	MONTHLY EXPENSES	ENDING BALANCE
DISTRICT NO.10 GENERAL FUND	\$279,576.62	\$2,067,141.14	\$2,035,016.13	\$311,701.63
DISTRICT NO. 10 SPECIAL FUNDS	\$356,653.50	\$106,028.71	\$69,555.70	\$393,126.51
PETTY CASH FUND	\$10,316.05	\$1,683.95	\$0.00	\$12,000.00
PAYROLL ACCOUNT	\$1,000.00	\$0.00	\$0.00	\$1,000.00
SCHOOL LUNCH FUND	\$47,780.54	\$46,920.66	\$48,074.41	\$46,626.79
ACTIVITY FUND	\$206,284.72	\$15,963.19	\$13,483.68	\$208,764.23
GRPS INVESTMENT FUND	\$6,477,628.08	\$1,216,222.27	\$18,200.00	\$7,675,650.35

<u>Vendor ID</u>	<u>Vendor Name</u>	<u>Invoice</u>	<u>Amount</u>
<u>Account Number</u>	<u>Description</u>		
Checking	12	Fund: 02 DEPRECIATION FUND	
FIREIC	FIRE & ICE MECHANICAL INC.	17068/17067	26,550.00
02 2900 430 000 0 000	MITSUBISHI HEAT PUMT HS		
02 2900 430 000 0 000	MITSUBISHI HEAT PUMT MS		
		Vendor Total:	26,550.00
JEOCONSU	JEO CONSULTING GROUP INC.	158709	8,812.00
02 2900 450 000 0 000	2ND PYMT PROJECT R241528		
		Vendor Total:	8,812.00
		Fund Total:	35,362.00
		Checking Account Total:	35,362.00

<u>Vendor ID</u>	<u>Vendor Name</u>		<u>Invoice</u>	<u>Amount</u>
<u>Account Number</u>		<u>Description</u>		
Checking	8	Fund: 06	LUNCH FUND	
CASHWA	CASH-WA DISTRIBUTING CO.		FEBRUARY 2025	12,348.50
06 3100 630 000 0 000		FOOD		
06 3100 630 000 0 000		FOOD		
Vendor Total:				12,348.50
DISTR3	DISTRICT NO 10 GENERAL FUND		MARCH PRYL 2025	19,423.72
06 3100 890 000 0 000		MARCH 2025 LUNCH PAYROLL		
Vendor Total:				19,423.72
GROCER	GROCERY MART		FEBRUARY 2025-FS	122.54
06 3100 630 000 0 000		FOOD		
Vendor Total:				122.54
HARRIS	HARRIS SALES		FEBRUARY 2025	356.73
06 3100 630 000 0 000		FOOD		
Vendor Total:				356.73
HILAND	HILAND DAIRY		FEBRUARY 2025	2,607.98
06 3100 630 000 0 000		FOOD		
06 3100 630 000 0 000		FOOD		
Vendor Total:				2,607.98
HINNSH	HINNS HOME FURNISHINGS INC.		9770	1,199.95
06 3100 610 000 0 000		FRIDGE		
Vendor Total:				1,199.95
NEFOOD	NE FOOD DISTRIBUTION		48454-49493	774.85
06 3100 630 000 0 000		FOOD		
Vendor Total:				774.85
PEPSIC	PEPSI-COLA OF WESTERN NE		5100157164/- 158520	474.30
06 3100 630 000 0 000		FOOD		
06 3100 630 000 0 000		FOOD		
Vendor Total:				474.30
PIZZAH	PIZZA HUT		FEBRUARY 2025	880.00
06 3100 630 000 0 000		FOOD 2-5-25		
06 3100 630 000 0 000		FOOD 2-13-25		
06 3100 630 000 0 000		FOOD 2-20-25		
Vendor Total:				880.00
SIMPCLE	SIMPLY CLEAN		5894	151.01
06 3100 610 000 0 000		SUPPLIES		
SIMPCLE	SIMPLY CLEAN		5896	60.00
06 3100 610 000 0 000		SUPPLIES		

<u>Vendor ID</u>	<u>Vendor Name</u>	<u>Invoice</u>	<u>Amount</u>
<u>Account Number</u>	<u>Description</u>		
SIMPCLE	SIMPLY CLEAN	5897	151.01
06 3100 610 000 0 000	SUPPLIES		
		Vendor Total:	362.02
USFOOD	US FOOD SERVICE	FEBRUARY	9,191.19
06 3100 630 000 0 000	FOOD	2025	
06 3100 630 000 0 000	FOOD		
		Vendor Total:	9,191.19
		Fund Total:	47,741.78
		Checking Account Total:	47,741.78

<u>Vendor ID</u>	<u>Vendor Name</u>	<u>Invoice</u>	<u>Amount</u>
<u>Account Number</u>	<u>Description</u>		
Checking	1	Fund: 01 DISTRICT 10	
AMAZON	AMAZON CAPITAL SERVICES	1L6F-R4YD-YW7V	1,466.32
01 2610 610 001 0 000	DYSON BALL ANIMAL 3		
01 1100 610 013 0 000	TEACHER SUPPLIES- PERKINS		
01 3599 610 000 0 000	HEALTH SCHOOLS GRANT-		
01 1100 610 001 0 000	TEACHER SUPPLIES- CAMPBELL-		
01 1100 610 001 0 000	TEACHER SUPPLIES- CAMPBELL-		
01 1100 610 015 0 000	TEACHER SUPPLIES- STEPHENS		
01 2610 610 013 0 000	HVAC AIR PRESSURE SWITCH		
01 2320 890 000 0 000	SHIPPING		
Vendor Total:			1,466.32
BLACKHI	BLACK HILLS ENERGY	FEBRUARY 2025	14,218.60
01 2610 621 000 0 000	NATURAL GAS		
Vendor Total:			14,218.60
CAMPOJOS	CAMPOS, JOSE	CONTRACT 24-25	4,160.00
01 1100 320 000 0 000	HS ASSISTANT WR COACH		
Vendor Total:			4,160.00
CARDMEM	CARDMEMBER SERVICE	FEBRUARY 2025	876.52
01 2730 626 000 0 000	FUEL- DISTRICT AND STATE		
01 2320 610 000 0 000	MONTHLY- INVOICE HOME		
01 2320 890 000 0 000	ESSENTIAL SCREENS-		
01 2130 610 000 0 000	WALMART- HEALTH SUPPLIES		
01 1100 890 000 0 000	FOOD SAFETY CERTIFICATE- A.		
Vendor Total:			876.52
CENBUS	CENTURY BUSINESS PRODUCTS, INC.	775613	12.87
01 2610 610 013 0 000	COPIES PREK		
CENBUS	CENTURY BUSINESS PRODUCTS, INC.	777090	4,455.89
01 1100 610 013 0 000	COPIES		
01 1100 610 014 0 000	COPIES		
01 1100 610 015 0 000	COPIES		
01 1100 610 015 0 000	LIB COPIES		
01 1100 610 001 0 000	LIB COPIES		
01 1100 610 001 0 000	COPIES		
01 2320 610 000 0 000	COPIES		
01 1200 610 000 0 000	COPIES		
01 1100 443 000 0 000	LEASES		
Vendor Total:			4,468.76
CHACOM	CHADRON COMMUNITY HOSPITAL	JANUARY 2025	1,364.72
01 2171 340 000 0 000	PT SERVICES SCHOOL AGE		
01 2173 340 000 0 000	PT SERVICES BIRTH-2		
01 2172 340 000 0 000	PT SERVICES 3-5		
01 2173 334 000 0 000	MILEAGE		

<u>Vendor ID</u>	<u>Vendor Name</u>	<u>Invoice</u>	<u>Amount</u>
<u>Account Number</u>	<u>Description</u>		
			Vendor Total:
			1,364.72
CITYOF	CITY OF GORDON	FEBRUARY 2025	1,274.50
01 2610 410 000 0 000	WATER AND SEWER		
			Vendor Total:
			1,274.50
CITYO2	CITY OF RUSHVILLE	FEBRUARY 2025	438.06
01 2610 410 000 0 000	WATER AND SEWER		
			Vendor Total:
			438.06
COSTCHA	COSTELLO, CHANTIL	FEBRUARY 2025	116.00
01 2710 352 000 0 000	BUS DRIVER		
			Vendor Total:
			116.00
COSTKEN	COSTELLO, KEN	FEBRUARY 2025	148.63
01 2710 352 000 0 000	BUS DRIVER		
			Vendor Total:
			148.63
CSCMUS	CSC DEPARTMENT OF MUSIC	GER022025	280.00
01 1100 890 001 0 000	2025 HPBC AUDITIONS		
			Vendor Total:
			280.00
CULLIG	CULLIGAN WATER CONDITIONING	FEBRUARY 2025	27.90
01 2610 610 015 0 000	DISP RENTAL		
01 2610 610 015 0 000	WATER BOTTLES		
			Vendor Total:
			27.90
DASCENTR	DAS STATE ACCTG- CENTRAL FINANCE OCIO	1466198	292.87
01 2610 382 000 0 000	TELEPHONE		
			Vendor Total:
			292.87
DEHNRUS	DEHNING, RUSSHELLE	FEBRUARY 2025	105.13
01 2710 352 000 0 000	BUS DRIVER		
			Vendor Total:
			105.13
ESU13S	ESU 13 SOAR	FEBRUARY 2025	6,176.23
01 2224 382 000 0 000	DISTANCE LEARNING		
01 2224 382 000 0 000	INTERNET E-RATE CONSORTIUM		
01 2224 382 000 0 000	NE EDUCATIONAL VIRTUAL		
01 2190 591 000 0 000	MEDICAID IN PUBLIC SCHOOLS		
01 2142 591 000 0 000	PSYCH SERVICES SPED AGES 3-		
01 2181 591 000 0 000	ELEMENTARY LOW VISION		
01 2181 591 000 0 000	SECONDARY LOW VISION		
01 1200 330 000 0 000	SPECIAL EDUCATION INSERVICE		
01 1200 591 000 0 000	SPED SUPERVISION ESU PROG-		
01 1200 591 000 0 000	SPED SUPERVISION		

<u>Vendor ID</u>	<u>Vendor Name</u>	<u>Invoice</u>	<u>Amount</u>
<u>Account Number</u>	<u>Description</u>		
01 1200 591 000 0 000	SPED SUPERVISION SECONDARY		
01 1291 591 000 0 000	SPED SUPERVISION ESU PROG-		
01 2141 591 000 0 000	PSYCH SERVICES: SPED SCHOOL		
Vendor Total:			6,176.23
ESUCOOR	ESU COORDINATING COUNCIL	COOP002749	465.00
01 2220 641 000 0 000	WORLD BOOK POWER SCHOOL		
Vendor Total:			465.00
GIBSDON	GIBSON, DONALD	FEBRUARY 2025	236.00
01 2710 352 000 0 000	BUS DRIVER		
Vendor Total:			236.00
TRUEVA	GORDON HARDWARE	FEBRUARY 2025	352.52
01 2610 610 013 0 000	SUPPLIES		
01 2610 610 001 0 000	SUPPLIES		
01 1100 610 001 0 000	TEACHER SUPPLIES - BROWDER		
Vendor Total:			352.52
GORDMEMHOS	GORDON MEMORIAL HOSPITAL DISTRICT	G0057846	20.00
01 2710 890 000 0 000	DOT LAB- S. GILES		
Vendor Total:			20.00
GREATP	GREAT PLAINS COMMUNICATIONS INC.	FEBRUARY 2025	1,019.12
01 2610 382 000 0 000	TELEPHONE		
Vendor Total:			1,019.12
GROCER	GROCERY MART	FEBRUARY 2025	98.08
01 1100 610 001 0 000	TEACHER SUPPLIES- KRUGER		
Vendor Total:			98.08
HILLYA	HILLYARD / SIOUX FALLS	605736553- 700637684	6,292.97
01 2610 610 015 0 000	SUPPLIES		
01 2610 610 015 0 000	SUPPLIES		
01 2610 610 015 0 000	SUPPLIES		
01 2610 610 015 0 000	SUPPLIES		
01 2610 610 001 0 000	SUPPLIES		
01 2610 610 015 0 000	SUPPLIES		
01 2610 610 015 0 000	SUPPLIES		
01 2610 610 001 0 000	SUPPLIES		
01 2610 610 001 0 000	SUPPLIES		
01 2610 610 015 0 000	SUPPLIES		
Vendor Total:			6,292.97
HINNSG	HINNS GORDON AUTO PARTS	FEBRUARY 2025	318.59
01 2730 340 000 0 000	PARTS		
Vendor Total:			318.59

<u>Vendor ID</u>	<u>Vendor Name</u>	<u>Invoice</u>	<u>Amount</u>
<u>Account Number</u>	<u>Description</u>		
HINNS2	HINNS HARDWARE & FURNITURE	000575	247.72
01 2610 610 015 0 000	SUPPLIES		
HINNS2	HINNS HARDWARE & FURNITURE	JANUARY 2025	187.74
01 2610 610 015 0 000	SUPPLIES		
Vendor Total:			435.46
HINNSR	HINNS RUSHVILLE AUTO	FEBRUARY 2025	12.61
01 2610 610 015 0 000	SUPPLIES		
Vendor Total:			12.61
HOMEST	HOMESTEAD BUILDING SUPPLY INC	FEBRUARY 2025	232.27
01 2610 610 000 0 000	SUPPLIES		
01 1100 610 001 0 000	TEACHER SUPPLIES- BROWDER		
Vendor Total:			232.27
IDEALL	IDEAL LINEN SUPPLY	FEBURARY 2025	1,066.32
01 1100 610 013 0 000	SUPPLIES		
01 1100 610 001 0 000	SUPPLIES		
Vendor Total:			1,066.32
KEARZAC	KEARNS, ZACHARY	FEBRUARY 2025	101.50
01 2710 352 000 0 000	BUS DRIVER		
Vendor Total:			101.50
KREIFAY	KREITMAN, FAYE	FEBRUARY 2025	289.00
01 2710 352 000 0 000	BUS DRIVER		
Vendor Total:			289.00
KSBSCH	KSB SCHOOL LAW	18354	165.00
01 2330 317 000 0 000	LEGAL SERVICES		
Vendor Total:			165.00
LIEBTAA	LIEBERMANN, TAALAN	FEBRUARY 2025	43.60
01 1200 610 000 0 000	MS SPED REWARDS		
LIEBTAA	LIEBERMANN, TAALAN	FEBRUARY 2025-1	20.35
01 1200 610 000 0 000	REWARDS FOR STUDENTS		
Vendor Total:			63.95
BRIGGS1	LISA BRIGGS, OT, LLC	GR020125	5,311.80
01 2163 340 000 0 000	OT SERVICES BIRTH -2		
01 2162 580 000 0 000	MILEAGE		
01 2161 340 000 0 000	OT SERVICES SCHOOL AGE		
01 2162 340 000 0 000	OT SERVICES 3-5		
Vendor Total:			5,311.80

<u>Vendor ID</u>	<u>Vendor Name</u>	<u>Invoice</u>	<u>Amount</u>
<u>Account Number</u>	<u>Description</u>		
LUNCHP	LUNCH PROGRAM	FEBRUARY 2025	58.93
01 1100 890 013 0 000	MILK		
01 1100 610 001 0 000	TEACHER SUPPLIES- GLOVES		
Vendor Total:			58.93
MARBOW	MAR BOW MUSIC	4317-28	60.00
01 1100 340 015 0 000	TRUMPET REPAIR		
MARBOW	MAR BOW MUSIC	4317-29	36.20
01 1100 610 015 0 000	STRINGS AND CORDS		
MARBOW	MAR BOW MUSIC	4317-35	42.00
01 1100 340 015 0 000	TRUMPET AND GUITAR REPAIR		
MARBOW	MAR BOW MUSIC	4328-39	16.90
01 1100 610 015 0 000	ROSIN		
MARBOW	MAR BOW MUSIC	4328-41	40.00
01 1100 610 015 0 000	REEDS		
Vendor Total:			195.10
MUSIC8	MUSICK8.COM	25-821044	47.45
01 1100 610 014 0 000	Music K8 vol. 35 No.4		
01 1100 610 014 0 000	PROCESSING FEE		
Vendor Total:			47.45
NASB	NASB	N-53099	896.89
01 2310 610 000 0 000	STRATEGIC PLANNING EXPENSES		
01 2310 610 000 0 000	GENERAL TRANSP/TRAVEL REIMB		
Vendor Total:			896.89
NEPUBL	NE PUBLIC POWER DISTRICT	FEBRUARY 2025	9,395.06
01 2610 621 000 0 000	ELECTRICITY		
Vendor Total:			9,395.06
NWEA	NWEA	832512	4,762.50
01 1100 890 000 0 000	MAPS GROWTH K-12		
Vendor Total:			4,762.50
ORIENT	OTC BRANDS, INC	73595398501	39.55
01 1100 610 013 0 000	Shiny Kazoos		
01 1100 610 013 0 000	Black Cat headband		
01 1100 610 013 0 000	Plush frog eye headbands		
Vendor Total:			39.55
PACIFI	PACIFIC STEEL & RECYCLING	8947838	367.20
01 1100 610 001 0 000	TEACHER SUPPLIES- MCKIMMEY		
PACIFI	PACIFIC STEEL & RECYCLING	8954156	28.25
01 1100 610 001 0 000	TEACHER SUPPLIES- MCKIMMEY		
Vendor Total:			395.45
PAYROL	PAYROLL ACCOUNT	MARCH 2025	742,177.17

<u>Vendor ID</u>	<u>Vendor Name</u>	<u>Invoice</u>	<u>Amount</u>
<u>Account Number</u>	<u>Description</u>		
01 411		MARCH PYRL 2025	
01 2310 810 000 0 000		ACH FEE	
01 2310 810 000 0 000		RETIREMENT ADJUSTMENT	
01 2310 810 000 0 000		AFLAC PYMT ADJUSTMENT	
			Vendor Total:
			742,177.17
PEPPER	PEPPER OF MINNEAPOLIS, J W	367350700	84.99
01 1100 610 015 0 000		Seven Nation Army Flex band	
01 1100 610 015 0 000		SHIPPING	
PEPPER	PEPPER OF MINNEAPOLIS, J W	367350701	99.97
01 1100 610 001 0 000		The First Book of Alto	
01 1100 610 001 0 000		SHIPPING	
			Vendor Total:
			184.96
PITGLOBAL	PITNEY BOWES GLOBAL FINANCIAL SERVICES LLC	3320331937	164.79
01 2610 443 000 0 000		POSTAGE MACHIN- MS	
			Vendor Total:
			164.79
PITBO3	PITNEY BOWS BANK INC PURCHASE POWER	FEBRUARY 2025	600.00
01 2610 531 000 0 000		POSTAGE	
			Vendor Total:
			600.00
RUSHV4	RUSHVILLE SERVICE CENTER	17569-17614	936.00
01 2630 420 014 0 000		SNOW REMOVAL	
01 2630 420 015 0 000		SNOW REMOVAL	
01 2610 610 000 0 000		TUBE	
			Vendor Total:
			936.00
SCJOUR	SC JOURNAL STAR	FEBRUARY 2025	244.28
01 2320 540 000 0 000		ADVERTISING AND PRINTING	
01 2220 640 000 0 000		1YEAR SUBSCRIPTION MS	
			Vendor Total:
			244.28
SUMMCOM	SUMMIT FIRE PROTECTION	3012278	264.10
01 2620 340 015 0 000		SEMI-ANNUAL INSPECTION	
			Vendor Total:
			264.10
TIMEMAN	TIME MANAGEMENT SYSTEMS	330322	290.00
01 2320 350 000 0 000		MONTHLY AGREEMENT	
			Vendor Total:
			290.00
TKELE	TK ELEVATOR CORPORATION	1000677031	526.74
01 1200 320 000 0 000		CONTRACTED ELEVATOR	
TKELE	TK ELEVATOR CORPORATION	1000677032	935.85
01 1200 320 000 0 000		CONTRACTED ELEVATOR	
			Vendor Total:
			1,462.59
WESTCO	WESTCO	FEBRUARY 2025	3,563.53

<u>Vendor ID</u>	<u>Vendor Name</u>	<u>Invoice</u>	<u>Amount</u>
<u>Account Number</u>	<u>Description</u>		
01 2730 626 000 0 000	FUEL		
01 2730 626 000 0 000	BULK FUEL		
		Vendor Total:	3,563.53
WENEBE	WESTERN NEBRASKA BEHAVIORAL HEALTH FEBRUARY 2025		2,775.00
01 2120 320 000 0 000	PUPIL SERVICES		
		Vendor Total:	2,775.00
WPCI	WPCI	0071363-IN	236.64
01 2410 890 000 0 000	DRY GAS TANK .040 (34 L)		
		Vendor Total:	236.64
		Fund Total:	820,584.42
		Checking Account Total:	820,584.42

**REGULAR MONTHLY MEETING
GORDON-RUSHVILLE SCHOOLS BOARD OF EDUCATION
DISTRICT NO. 81-0010
Monday, February 24, 2025**

I. Open the Meeting

II. Call to Order/Nebraska Open Meetings Law

III. Recite Pledge of Allegiance

IV. Excuse Absent Members

It was moved by Seth Tausan seconded by Gary Hoagland to excuse absent member Carrie Child. Motion Carried.

Ryan Alcorn: Yes

Bobbi Archibald: Yes

Carrie Child: Absent

Gary Hoagland: Yes

Nick Sasse: Yes

Seth Tausan: Yes

Yes: 5, No: 0, Absent: 1

V. Publication of Meeting

It was moved by Seth Tausan seconded by Nick Sasse to declare this meeting properly publicized and open to the public as per policy 2008 method of publication Sheridan County Journal Star -. Motion Carried.

Ryan Alcorn: Yes

Bobbi Archibald: Yes

Carrie Child: Absent

Gary Hoagland: Yes

Nick Sasse: Yes

Seth Tausan: Yes

Yes: 5, No: 0, Absent: 1

VI. Acceptance of the agenda

It was moved by Ryan Alcorn seconded by Gary Hoagland to that the agenda for this meeting, all items of which were placed on it at least 24 hours prior to the meeting time, as provided by statute, be accepted as presented. Motion Carried.

Ryan Alcorn: Yes

Bobbi Archibald: Yes

Carrie Child: Absent

Gary Hoagland: Yes

Nick Sasse: Yes

Seth Tausan: Yes

Yes: 5, No: 0, Absent: 1

VII. Public Forum- None

VIII. Action Items

VIII.A. Discuss, Consider, and Take All Necessary Action with Regard to: approve contract for asbestos abatement at Gordon-Rushville High School.

It was moved by Nick Sasse seconded by Seth Tausan to approve GPAC for abatement and Atlas for air monitoring and clearance at Gordon-Rushville High School. Motion Carried.

Ryan Alcorn: Yes
Bobbi Archibald: Yes
Carrie Child: Absent
Gary Hoagland: Yes
Nick Sasse: Yes
Seth Tausan: Yes
Yes: 5, No: 0, Absent: 1

IX. Executive Session

X. Dates to Remember

X.A. Date of Next Regular Board Meeting - March 10, 2025, at 5:30 PM with Americanism Committee - Public Comment at 5:00 PM

XI. Adjournment

It was moved by Ryan Alcorn seconded by Gary Hoagland to adjourn the District No. 10 meeting at 4:38 PM. Motion Carried.

Ryan Alcorn: Yes
Bobbi Archibald: Yes
Carrie Child: Absent
Gary Hoagland: Yes
Nick Sasse: Yes
Seth Tausan: Yes
Yes: 5, No: 0, Absent: 1

**REGULAR MONTHLY MEETING
GORDON-RUSHVILLE SCHOOLS BOARD OF EDUCATION
DISTRICT NO. 81-0010
Monday, February 10, 2025**

I. Open the Meeting

II. Call to Order/Nebraska Open Meetings Law

III. Recite Pledge of Allegiance

IV. Excuse Absent Members

V. Publication of Meeting

It was moved by Seth Tausan seconded by Bobbi Archibald to declare this meeting properly publicized and open to the public as per policy 2008 method of publication Sheridan County Journal Star. Motion Carried.

Ryan Alcorn: Yes

Bobbi Archibald: Yes

Carrie Child: Yes

Gary Hoagland: Yes

Nick Sasse: Yes

Seth Tausan: Yes

Yes: 6, No: 0

VI. Acceptance of the agenda

It was moved by Gary Hoagland seconded by Seth Tausan to that the agenda for this meeting, all items of which were placed on it at least 24 hours prior to the meeting time, as provided by statute, be accepted as presented. Motion Carried.

Ryan Alcorn: Yes

Bobbi Archibald: Yes

Carrie Child: Yes

Gary Hoagland: Yes

Nick Sasse: Yes

Seth Tausan: Yes

Yes: 6, No: 0

VII. Public Forum- None

VIII. Celebration of Excellence

IX. Reports

IX.A. Building Principals, Activity Director and SPED Director

IX.B. Superintendent

IX.C. Board Committees

IX.D. Other School Personnel

X. Consent Agenda

X.A. Minutes of the Regular Meeting of Dist. 81-0010 of January 13, 2025, Finances: General Fund Bills \$870,136.71, Building Fund Bills \$0, Depreciation Fund Bills \$18,255.70, Qualified Capital Fund Bills \$0, Cooperative Fund Bills \$0, Lunch Fund Bills \$48,074.41, Transfers from General Fund to Investment Fund \$1,163,500.00, from Building Fund to Investment Fund \$51,300.00, from Investment Fund to Depreciation Fund \$18,200.00, approve contracts for Cierra Schwarzkopf, Kayleigh Reinsbach, and Macy Homan
It was moved by Bobbi Archibald seconded by Ryan Alcorn to approve minutes of the Regular Meeting of Dist. 81-0010 of January 13, 2025, Finances: General Fund Bills \$870,136.71, Building Fund Bills \$0, Depreciation Fund Bills \$18,255.70, Qualified Capital Fund Bills \$0, Cooperative Fund Bills \$0, Lunch Fund Bills \$48,074.41, Transfers from General Fund to Investment Fund \$1,163,500.00, from Building Fund to Investment Fund \$51,300.00, from Investment Fund to Depreciation Fund \$18,200.00, approve contracts for Cierra Schwarzkopf, Kayleigh Reinsbach, and Macy Homan. Motion Carried.

Ryan Alcorn: Yes
Bobbi Archibald: Yes
Carrie Child: Yes
Gary Hoagland: Yes
Nick Sasse: Yes
Seth Tausan: Yes
Yes: 6, No: 0

XI. Discussion Items

XI.A. Review of policies 3041 - Crisis Team Duties, 3042 - Construction Management at Risk Contracts, 3043 - Design Build Contracts, 3056 - Guest Speakers, 4015 - Prohibition Against Employment of Board Members, 4016 - Jury Duty / Service of Witness in Court, 4017 - Relations with Employee Collective Bargaining Associations, 4018 - Corporal Punishment

XII. Action Items

XII.A. Discuss, Consider, and Take All Necessary Action with Regard to: Approve the district's insurance carrier beginning March 2025.
It was moved by Gary Hoagland seconded by Nick Sasse to Approve resolution to enter into agreement with ALICAP to provide insurance for the district beginning March 2025. Motion Carried.

Ryan Alcorn: Yes
Bobbi Archibald: Yes
Carrie Child: Yes
Gary Hoagland: Yes
Nick Sasse: Yes
Seth Tausan: Yes
Yes: 6, No: 0

XII.B. Discuss, Consider, and Take All Necessary Action with Regard to: approval of the 2025-2026 District Calendar.

It was moved by Bobbi Archibald seconded by Gary Hoagland to approve the 2025-2026 District Calendar as presented. Motion Carried.

Ryan Alcorn: Yes

Bobbi Archibald: Yes

Carrie Child: Yes

Gary Hoagland: Yes

Nick Sasse: Yes

Seth Tausan: Yes

Yes: 6, No: 0

XII.C. Discuss, Consider, and Take All Necessary Action with Regard to:

XIII. Executive Session

XIV. Dates to Remember

XIV.A. Date of Next Regular Board Meeting - March 10, 2025 at 5:30 PM

XV. Adjournment

It was moved by Ryan Alcorn seconded by Bobbi Archibald to adjourn the District No. 10 meeting at 6:42pm. Motion Carried.

Ryan Alcorn: Yes

Bobbi Archibald: Yes

Carrie Child: Yes

Gary Hoagland: Yes

Nick Sasse: Yes

Seth Tausan: Yes

Yes: 6, No: 0

**RANDOM DRUG TESTING POLICY FOR STUDENTS INVOLVED IN
EXTRACURRICULAR ACTIVITIES**

MISSION STATEMENT

The Board of Education for Gordon-Rushville Public Schools values students' participation in extracurricular activities. Such students, as role models for other students, are a key to our goal to provide the best possible educational program for our students. To achieve our goal and to maximize the skills and talents of our students, it is important that each student understands the dangers of drug and alcohol use. This policy statement should qualify our position on student drug and alcohol use. Participation in extracurricular activities is a privilege which can be taken away for failure to comply with this policy. The purpose of this policy is as follows:

- 1) To provide for the health and safety of all students;
- 2) To undermine the effects of peer pressure by providing legitimate reason for students to refuse use of illegal drugs and/or alcohol;
- 3) To identify students who use illegal drugs and/or alcohol; and
- 4) To encourage students who use illegal drugs and/or alcohol to participate in appropriate treatment programs.

DEFINITIONS

DPA: A national certified Drug Program Administrator, which shall use a certified laboratory in testing of samples.

Drugs: Any substance considered illegal by Nebraska Statute, i.e., Uniform Controlled Substances Act, section 28-401 et seq., or which is controlled by the Food and Drug Administration unless prescribed to the student by any licensed medical practitioner authorized to prescribe controlled substances. For purposes of this policy, drugs shall include the illegal use of alcohol.

Drug Program Coordinator: The Drug Program Coordinator shall be the Gordon-Rushville High School Principal or the designee.

MRO: Medical Review Officer.

School Year: From the first day classes commence in the fall, unless the activity begins prior to the first day of classes, in which event it shall include from the first day of practice through and including the last day of classes in the following spring.

Activity Programs: Any activity that meets the guidelines of an extracurricular activity at Gordon-Rushville Public Schools, which shall include the following:

Basketball	Jazz Band	Student Council
Mock Trial	Cross Country	Wrestling
Musicals	One Act Plays	Track
Show Choir	Volleyball	FFA
Football	Golf	Speech/Debate

Other extra-curricular activities not required for graduation

Participant: Any student who participates in any extracurricular activity as herein before set forth shall be a participant and his/her name shall be included in the participant pool. A participant shall enter the participant pool upon signing the attached consent form EXHIBIT A along with his/her guardian/parent, and returning said signed consent form to the High School Principal. A participant shall remain in the selection pool until the end of the current calendar school year. A student will be removed from the testing pool if he/she has voluntarily withdraws from the testing pool.

Sample Collection: Samples will be collected as directed by the Drug Program Administrator on the same day the student is selected for testing, or if the student is absent on that day, on the day of the student's return to school. If a urine sample is required, all students providing samples will do so alone in an individual bathroom or stall with the door closed.

Drug Program Administrator: The Board will choose a nationally certified Drug Program Administrator (DPA) for the purpose of determining through random selection the student(s)/ participant(s) to be tested. This will be accomplished by the use of a "Student List" identifying the student by number only. The DPA, by use of a certified laboratory, shall also process sample results and maintain privacy with respect to test results and related matters.

Medical Review Officer "MRO": Gordon-Rushville High School will utilize an MRO to review all laboratory-reported positive tests. The role of the MRO is critical to protecting the interest of the students. The MRO serves a critical role in determining whether the use of a substance identified by the sample analysis is from illicit use or a legitimate medical use. The MRO will demonstrate his/her knowledge by being certified by an MRO Accreditation body. The parent or the guardian will be contacted by the MRO or his/her assistant. The MRO will report results of verified positives and/or warrant health and safety issues to the student and to the designated school representative through the DPA.

Scope of Tests: The drug screen tests for one or more illegal drugs and/or alcohol. The Drug Program Coordinator shall determine which illegal drugs shall be screened, but in no event shall that determination be made after selection of students for testing. Student samples will not be screened for the presence of any substances other than an illegal drug or for the existence of any physical condition other than drug use.

Non-Punitive Nature of Policy: No student shall be penalized academically for testing positive for illegal drugs or alcohol. The results of drug tests pursuant to this policy will not be documented in any student's academic records. Information regarding the results of drug tests will not be disclosed to criminal or juvenile authorities absent legal compulsion by valid and binding subpoena or other legal process, which the district shall not solicit. In the event of service of any such subpoena or legal process, the student and the student's custodial parent or legal guardian will be notified as soon as possible by the district.

DRUG SCREENING PROCEDURES

General Policy: Practical experience and research have proven that even small quantities of narcotics, abused prescription drugs or alcohol can affect judgment and reflexes which can create unsafe conditions for students, especially those involved in sports or any activity covered in this policy. Even when not readily apparent, the effect can have serious results for students engaged in activities. Drug-using students participating in extracurricular activities are a threat to co-participants, other students, and themselves, and may make injurious errors. For these reasons, the Board has adopted a policy that all students participating in extracurricular activities must remain substance-free.

Prohibitions: All students participating in extracurricular activities are prohibited from using, possessing, distributing, manufacturing, or having controlled substances, improperly used medications, or any mind/mood altering or intoxicating substances present in their system.

Alcohol Use / Possession: All students participating in extracurricular activities are prohibited from possessing or use of alcohol.

After School Hours Conduct: After-school-hours use of drugs, alcohol, or any other prohibited substances is illegal. All students participating in extracurricular activities should realize that these regulations prohibit all illicit drug use during and away from school activities.

Procedure:

1. All Current Students Participating in Extracurricular Activities

A. Random Testing

The Board authorizes random unannounced screening of all students participating in extracurricular activities. The list of students participating in extracurricular activities contained in the random pool will be updated upon receipt of a signed consent form. Students participating in extracurricular activities who have been selected will be required to report to the designated collection site for testing.

B. Consent

Each student wishing to participate in any extracurricular activity and the student's custodial parent or legal guardian shall consent in writing to drug testing pursuant to the district's drug testing program. Written consent shall be in the form attached to this

policy as EXHIBIT A. No student shall be allowed to participate in any extracurricular activity absent such consent.

C. Removal From the Random Testing List

Students who quit or are cut from an activity, prior to being selected for random testing, may request their name be dropped from the testing list. A request form must be signed by the student and his/her parents to be dropped. However, students may volunteer to remain in the pool even though he/she are not part of the activity.

2. Testing Procedures

A. General Guidelines

The Board and the DPA shall rely, when practical, on the guidance of the Federal Department of Transportation, Procedures for Transportation Workplace Drug Testing Programs, 49 C.F.R. Parts 40.1 through 40.39, and on the further guidance of the Omnibus Transportation Employee Testing Act provided in 49 C.F.R. Parts 382, 391, 392 and 395.

B. Substances

Substances that students participating in extracurricular activities may be randomly tested for: alcohol, amphetamines, cannabinoids, cocaine, opiates, synthetic opiates and PCP, and other substances, such as but not limited to steroids, barbiturates, and benzodiazepines without advance notice as part of tests authorized by the Board for safety purposes. Such tests will be coordinated with the Drug Program Coordinator.

C. Testing Procedure

The Board reserves the right to utilize hair, breath, saliva or urinalysis testing procedures. Urine, hair and oral fluid samples which screen positive will be confirmed by GC/MS. Positive saliva or breath alcohol tests will be confirmed by EBT (Evidential Breath Tester).

3. Collection Sites

The Drug Program Coordinator will designate a collection site(s) at Gordon-Rushville High School where individuals may provide specimens.

4. Collection Procedures

The Board and the DPA have developed and will maintain a documented procedure for collecting, shipping and accessing all specimens. The Board and the DPA will utilize a standard Custody and Control Form for all students participating in extracurricular activities testing. A tamper-proof sealing system, identifying numbers, labels, and sealed shipping containers will be used for specimen transportation. Collection sites will maintain instructions and training emphasizing the responsibility of the collection site personnel to protect the integrity of the specimen and maintain as proper a collection procedure that is reasonable. All alcohol testing will be performed by a certified Breath Alcohol Technician

(BAT). Where the Board has an employee collect the specimen, the Board will provide instruction and training to that employee.

5. Return of Results

The DPA will transmit by a secure method the results of all tests to the DPA's MRO. The MRO will be responsible for reviewing test results of students. Prior to making a final decision, the MRO shall give the individual an opportunity to discuss the result either face-to-face or over the telephone. The DPA shall then promptly tell the principal of the high school which student(s) tested positive.

6. Request for Retest

A split specimen will be collected for all testing methods, with the exception of alcohol testing. A positive alcohol test will be confirmed with an EBT device. Students involved in the program may, upon a non-negative test result, request that the split sample be tested (within 72 hours of being notified of the final testing result) at a second nationally certified laboratory from a list provided by the MRO. The request for the test must be submitted in writing to the MRO. Students participating in extracurricular activities are required to pay the associated costs for an additional test in advance. However, the costs will be reimbursed if the result of the split sample test is negative.

Positive Results: Whenever a student's test results indicate the presence of an illegal drug (positive test), the following will occur: If the sample tests positive, the custodial parent or legal guardian will be notified and a meeting will be scheduled with the Gordon-Rushville High School Principal (Drug Program Coordinator), the student, and the custodial parent or legal guardian.

First Positive Test or First Refusal to Submit to a Drug Test:

- DPC meeting with parent(s) and student;
- The student will be ineligible to publicly perform in any activity for 14 school calendar days
- Written proof of alcohol/drug use assessment by a drug counselor is required. Follow-through of the recommended drug assistance program sessions with the counselor is strongly encouraged.
- Follow-up drug testing, a minimum of once a month, will commence after the first parent meeting for the **remainder of the school year.**

Second Positive Test or Second Refusal to Submit to a Drug Test:

- DPC meeting with parent/s and the student
- Suspension of the privilege to publicly perform in extracurricular activities for 30 calendar days.
- **Five** sessions of drug counseling must be completed before the student may petition to return to activities.
- Follow-up drug testing, a minimum of once a month **for the remainder of the school year**
Student will return to step 2 in subsequent school years.

Third Positive Test or Third Refusal to Submit to a Drug Test

- DPC meeting with parent/s and student
- Suspension of the privilege to publicly perform in extracurricular activities **for the remainder of the school year.**
- An additional five sessions of drug counseling must be completed before the student may petition to return to activities.
- Follow-up drug testing, a minimum of once a month, will commence after the first parent meeting for **the remainder of the school year. Student will return to step 2 in subsequent school years.**

Fourth Positive Test or Fourth Refusal to Submit to a Test

- DPC meeting with the parent/s and student;
- Suspension of eligibility to participate in activities for the remainder of the student's time as a student at their assigned attendance center.

Refusal to Submit to Drug Use Test: A participating student who refuses to submit to a drug test authorized under this policy, shall have the same obligations, responsibilities and shall incur the same penalties as though the student tested positive for an illegal drug (positive test).

Appeal: A student participating in extracurricular activities who has been determined by the principal or Drug Program Coordinator to be in violation of this policy shall have the right to appeal the decision to the Superintendent or his/her designee(s). Such request for a review must be submitted to the Superintendent in writing within five (5) calendar days of notice of the positive test. A student requesting a review will remain eligible to participate in any extracurricular activities until the review is completed. The Superintendent or his/her designee(s) shall then determine whether the original finding was justified. No further review of the Superintendent's decision will be provided, and his/her decision shall be conclusive in all respects. Any necessary interpretation or application of this policy shall be in the sole and exclusive judgment and discretion of the Superintendent which shall be final and not subject to appeal.

Record Keeping and Confidentiality: All records pertaining to participants shall be kept separate from the student records. The record keeping and results of all testing will be held in the strictest confidence. These records will be accessible only to the Drug Program Coordinator or his designee. Records pertaining to a particular student will be destroyed upon his/her graduation from GRHS, or one year after his/her class graduation.

SEVERABILITY

Should any sentence, clause, provision, or paragraph of this entire policy be deemed unlawful or unconstitutional, it is intended that, insofar as may be practicable, the remaining portions of this policy shall remain in full force and effect.

Adopted On: 7/11/2016

Revised On: 2/14/2022

Reviewed On: 2/14/2022

6021

District Criteria for Selecting Evaluators to be Used for Special Education Evaluation and Verification and Independent Educational Evaluations

The following criteria shall be used for selecting evaluators according to 92 Nebraska Administrative Code 51-006.07B:

1. Those in-state service agencies that have approved rates for the current year established by the Nebraska Department of Education. A list of service agencies with approved rates, including state agencies, individual providers, and in-state providers may be found at <https://www.education.ne.gov/sped/service-agencies/>.
2. Those Nebraska providers located within 150 miles of the building of the district where the child attends when driving by ordinary public roadways, except vision-related evaluations (400 miles); evaluations for severe psychiatric disorders (400 miles); evaluations for significant or atypical orthopedic disorders (400 miles); threat assessments (400 miles); profound hearing impairments (400 miles).
3. Evaluations must consider the educational, health, or other student records of the student provided by the district. The parents, guardians, or age-appropriate student must provide any required consent to the disclosure of these records unless disclosure is already authorized by state and federal law.
4. Evaluations must be provided to the district, including all educational, health, student, or other records created as part of or relied upon to complete the evaluation. The parents, guardians, or age-appropriate student must provide any required consent to the disclosure of these records unless disclosure is already authorized by state and federal law.
5. Evaluations must be conducted by a provider that is authorized, available, and willing to discuss, confer, or otherwise cooperate with the district regarding the evaluation, its results, or any other information related to the evaluation. Such cooperation may include reasonable participation in, or the submission of additional reports or information to, an IEP, MDT, or SAT team. The parents, guardians, or age-appropriate student must provide any required consent to the disclosure of these records or information unless disclosure is already authorized by state and federal law.
6. Evaluations must be sufficiently comprehensive for the evaluator to

submit to the district a report that specifically details whether the student should be considered eligible for special education and related services, the nature of special education and related services recommended to accommodate the student's suspected disability, and the particular facts or findings underlying the evaluator's conclusions. This report must be submitted to the district within 45 days after the conclusion of the evaluation.

7. Evaluations must meet the then-current state standards for reliability, research-based processes, and educational or professional best practices.
8. Reimbursement to any evaluator chosen in conformance with this policy shall not exceed the cost that would be charged by the school district's contracted providers for the same or substantially similar evaluation.

All special education evaluations, including those independently obtained at the district's expense, must be obtained in a manner consistent with the criteria set forth above, unless state or federal law requires waiver of one or more criteria in order to accommodate unique circumstances.

Adopted on: 2/14/2022

Revised on: _____

Reviewed on: _____

6013

Teaching Controversial Issues

The ability to discuss, listen, and dissent are essential elements of responsible citizenship. The school district encourages students to develop skills in analyzing issues, respecting the opinion of others, distinguishing between fact and opinion, considering all pertinent factors in reaching decisions, and arriving at group decisions.

Teachers may teach or lead discussions about controversial issues if they comply with the criteria contained in this policy. Controversial issues may be questions, subjects, or problems which can create a difference of opinion. They can include issues which may have political, social, environmental, or personal impacts on pupils and/or the wider community: locally, nationally or internationally. Often they have no easy answer, in part, because solutions may be based on an individual's personal values and beliefs.

1. The issues discussed must be relevant to the curriculum and be part of a planned educational program.
2. Students must have free access to appropriate materials and information for analysis and evaluation of the issues.
3. The teacher must encourage students to consider and discuss a variety of viewpoints.
4. The topic and materials used must be within the range, knowledge, maturity, and competence of the students.
5. The teacher must inform parents and the building principal before discussing sensitive or controversial issues.
6. The teacher must keep detailed, documentary evidence to prove that both sides and/or all facts available were presented.
7. Teachers must refrain from advocating partisan causes, sectarian religious views, or selfish propaganda of any kind through any classroom or a school device. However, a teacher shall not be prohibited from

expressing a personal opinion as long as the student is encouraged to reach his/her own decision independently.

Teachers who are unsure of their obligations under this policy must confer with their principal prior to discussing controversial issues in the classroom.

Adopted on: 2/14/2022

Revised on: _____

Reviewed on: _____

6012
Flag Display and Patriotic Observances

The district shall display the flags of the United States of America and the State of Nebraska prominently on the grounds of every school building each day that school is in session.

Each building principal shall be responsible for the care and display of the flags at his/her assigned building, and shall adhere to the rules and customs pertaining to the use and display of the flags as set forth in the United States Code.

Each day, at the time designated by the building administrator, staff shall ensure that students in grades K-12 will be led in the recitation of the Pledge of Allegiance in the presence of the flag of the United States of America. Pupil participation in the recitation of pledge shall be voluntary. Pupils who elect not to participate shall sit or stand silently and must respect the rights of those students choosing to participate.

Adopted on: 12/13/2021

Revised on: _____

Reviewed on: _____

6011
Fire Instruction and Prevention

The school district will provide regular periods of instruction in fire danger and fire prevention, and will observe State Fire Day.

Adopted on: 12/13/2021

Revised on: _____

Reviewed on: _____

6010
Special Education

All children with verified disabilities who are eligible for special education services are entitled to a free appropriate public education and an equal opportunity for education according to their needs. The district will follow state and federal law as well as the rules and protocols created by the Nebraska Department of Education and the United States Department of Education in identifying, evaluating, verifying and serving students who may be entitled to rehabilitation or special education services.

The school district shall provide special education and rehabilitative services only to children with verified disabilities and qualifying conditions.

Adopted on: 12/13/2021

Revised on: _____

Reviewed on: _____

6002
School Calendar

The superintendent shall propose the calendar for each school year. The board will approve and/or amend the proposed calendar. The calendar shall provide for sufficient instructional time to meet or exceed the requirements of state statutes and regulations, and should provide time for staff orientation, in-service and curriculum work.

Adopted on: 12/13/2021

Revised on: _____

Reviewed on: _____

6001
School Organization

The school district shall be organized under a system whereby kindergarten through 5th grade shall be designated the elementary school, grades 6 through 8 shall be designated the middle school, and grades 9 through 12 shall be designated the high school.

Adopted on: 12/13/2021

Revised on: _____

Reviewed on: _____