



Creek Valley Public Schools
Preparing Today's Students for Tomorrow's World!

Board of Education Regular Meeting
March 10, 2026 - Elementary School Library

Section 1: Call to Order

1. Pledge of Allegiance
2. Roll Call
3. Publication of Meeting
Notification published in the March 5, 2026 edition of the Chappell Register
4. Notice of Open Meetings Act (Poster Updated June 2025)

Section 2: Consent Agenda

All items listed under the Consent Agenda may be acted on in a single motion. Items may be moved from the Consent Agenda by request of any board member.

1. Personnel Recommendations
 - 1.A. Hiring:
Bailey Walter- 1st Grade (.5 FTE)
Jeremy Rankin- MS/HS Custodian
Malynda Green- (5th or 6th Grade TBD)
 - 1.B. Resignations/Retirements/Separations:

Patrick Martinez- MS/HS Custodian
2. Renewals:
Sam Cheramie- Maintenance Supervisor (March 2026 to March 2027)
Carrie Lutkehus- Business Manager (March 2026 to March 2027)
Barry Schaeffer- PK-12 Principal (2026-2027 School Year)
3. Financial Reports

4. Minutes of February 10, 2026, Regular Board Meeting

5. Approval of General Fund Bills

6. Option Enrollment

6.A. In: 0 Out: 0

Section 3: Audience Communications

*This portion of the agenda provides an opportunity for members of the community to speak to the board on items of interest and concern that may or may not be on the agenda. **The Creek Valley Board of Education requires any member of the public desiring to address the board to identify himself or herself, including an address and the name of any organization represented by such person, unless the address requirement is waived to protect the security of the individual.** Open discussion of personnel issues will be closely monitored. The President of the Board may limit the total amount of time available for Audience Communication or for each person to speak to three minutes so that all who wish to address the board will have time to do so. The board may choose to not respond during the current meeting to statements or questions presented during this segment of the agenda. The President may direct the administration to respond at a later date to your comments or the President may also contact you at a later date to respond on behalf of the Board of Education to your requests, comments, questions, or concerns. The period of time during Audience Communication is the only time allotted for community members to speak. The remaining portions of the meeting are reserved exclusively for board participation.*

Section 4: Items for Discussion and/or Consideration:

1. Superintendent's Report:

- Hiring and Open Positions
- Classified Compensation Revised Proposal
- Calendar Progress
- Trauma Capable Schools & ACES

2.

3. Approve contract with NuFlow Nebraska for Option #3 to repair the roof vent stack in infant childcare room at the elementary school.

4. Principal's Report

5. Board Reports:

5.A. Chair

5.B. Committees

5.C. Other Members

6. Policy Review

Section 5: Executive Session (As Needed)

Creek Valley School District's Board of Education is authorized by state statute to enter into executive session. Executive sessions may be held when it is clearly necessary for the protection of the public interest or for the prevention of needless injury to the reputation of an individual. Reasons that meet this standard include but are not limited to: Strategy sessions with respect to collective bargaining, real estate matters, pending litigation, investigative proceedings regarding allegations of criminal misconduct, evaluation of the job performance of a person to prevent needless injury to the reputation of this person and if the person has not requested a public meeting, and or to receive legal advice.

Section 6: Adjournment

CREEK VALLEY SCHOOLS
 Monthly County Treasurer Collections Tracking
GENERAL FUND - Deuel, Garden and Cheyenne Counties
 2025-2026 Fiscal Year

LAST DAY OF THE MONTH OF	TAXES	INTEREST	PERS PROP TAX CREDIT	VEHICLE PRO-RATE	FINES AND LICENSES	COURTS FINES & FEES	MOTOR VEHICLE	SCHOOL TAX CREDIT	TRANSFER INTER-FUND	STATE FINES	LESS TREASURER COMMISSION	BALANCE AVAILABLE
SEPTEMBER												
Deuel Co.	\$65,260.51	\$760.46		\$439.08			\$10,462.42		\$3,663.93		\$660.21	\$79,926.19
Garden Co.	\$10,319.04	\$179.37		\$42.53	\$2.85		\$54.68				\$104.98	\$10,493.49
Cheyenne Co.	\$19,060.60	\$185.80		\$248.21		\$502.05	\$5,887.10				\$192.46	\$25,691.30
OCTOBER												
Deuel Co.	\$17,025.48	\$678.59					\$9,247.41		\$3,939.80		\$177.04	\$30,714.24
Garden Co.	\$2,320.80	\$103.23			\$8.06		\$1,049.72				\$24.24	\$3,457.57
Cheyenne Co.	\$6,827.43	\$275.53			\$5.68	\$518.94	\$2,348.16			\$104.18	\$71.03	\$10,008.89
NOVEMBER												
Deuel Co.	\$538.88	\$19.15					\$12,184.16		\$2,848.76		\$5.58	\$15,585.37
Garden Co.	\$5.81	\$0.28			\$2.69		\$1,626.06				\$0.06	\$1,634.78
Cheyenne Co.	\$6,579.91	\$242.69				\$679.91	\$3,130.84				\$68.23	\$10,565.12
DECEMBER												
Deuel Co.	\$194,712.59	\$316.34		\$1,201.83			\$15,012.83		\$4,706.85		\$1,950.29	\$214,000.15
Garden Co.	\$63,600.14	\$352.59		\$116.29	\$7.13		\$859.63				\$639.53	\$64,296.25
Cheyenne Co.	\$140,376.18	\$1,133.23		\$678.68		\$423.05	\$5,183.03				\$1,415.09	\$146,379.08
JANUARY												
Deuel Co.	\$49,083.58	\$446.53	\$98,987.83				\$16,745.26	\$278,629.00	\$2,775.13		\$495.30	\$446,172.03
Garden Co.	\$4,253.65	\$3.81	\$14,447.90		\$3.57		\$670.62	\$37,721.74			\$42.57	\$57,058.72
Cheyenne Co.	\$36,707.61	\$369.76	\$58,357.87		\$7.77	\$458.10	\$8,908.18	\$160,420.25			\$370.77	\$264,858.77
FEBRUARY												
Deuel Co.												\$0.00
Garden Co.												\$0.00
Cheyenne Co.												\$0.00
MARCH												
Deuel Co.												\$0.00
Garden Co.												\$0.00
Cheyenne Co.												\$0.00
APRIL												
Deuel Co.												\$0.00
Garden Co.												\$0.00
Cheyenne Co.												\$0.00
MAY												
Deuel Co.												\$0.00
Garden Co.												\$0.00
Cheyenne Co.												\$0.00
JUNE												
Deuel Co.												\$0.00
Garden Co.												\$0.00
Cheyenne Co.												\$0.00
JULY												
Deuel Co.												\$0.00
Garden Co.												\$0.00
Cheyenne Co.												\$0.00
AUGUST												
Deuel Co.												\$0.00
Garden Co.												\$0.00
Cheyenne Co.												\$0.00
TOTAL	\$616,672.21	\$5,067.36	\$171,793.60	\$2,726.62	\$37.75	\$2,582.05	\$93,370.10	\$476,770.99	\$17,934.47	\$104.18	\$6,217.38	\$1,380,841.95

CREEK VALLEY SCHOOLS
 Monthly County Treasurer Collections Tracking
BUILDING FUND - Deuel, Garden and Cheyenne Counties
 2025-2026 Fiscal Year

LAST DAY OF MONTH OF	TAXES	INTEREST	PERS PROP TAX CREDIT	VEHICLE PRO-RATE	SCHOOL TAX CREDIT	LESS TREASURER COMMISSION	BALANCE AVAILABLE
SEPTEMBER							
Deuel Co.	\$2,380.25	\$28.61		\$15.97		\$24.09	\$2,400.74
Garden Co.	\$375.40	\$6.52		\$1.55		\$3.82	\$379.65
Cheyenne Co.	\$693.38	\$6.72		\$9.03		\$7.00	\$702.13
OCTOBER							
Deuel Co.	\$619.37	\$24.71				\$6.44	\$637.64
Garden Co.	\$84.42	\$3.75				\$0.88	\$87.29
Cheyenne Co.	\$250.14	\$10.25				\$2.60	\$257.79
NOVEMBER							
Deuel Co.	\$19.61	\$0.70				\$0.20	\$20.11
Garden Co.	\$0.21	\$0.01					\$0.22
Cheyenne Co.	\$239.39	\$8.82				\$2.48	\$245.73
DECEMBER							
Deuel Co.	\$7,115.66	\$11.51		\$43.93		\$71.27	\$7,099.83
Garden Co.	\$2,323.69	\$12.83		\$4.23		\$23.37	\$2,317.38
Cheyenne Co.	\$5,133.83	\$42.45		\$24.69		\$51.76	\$5,149.21
JANUARY							
Deuel Co.	\$1,792.94	\$16.26	\$3,617.98		\$10,183.79	\$18.09	\$15,592.88
Garden Co.	\$155.45	\$0.14	\$528.07		\$1,378.72	\$1.56	\$2,060.82
Cheyenne Co.	\$1,340.74	\$13.46	\$2,132.96		\$5,863.31	\$13.54	\$9,336.93
FEBRUARY							
Deuel Co.							\$0.00
Garden Co.							\$0.00
Cheyenne Co.							\$0.00
MARCH							
Deuel Co.							\$0.00
Garden Co.							\$0.00
Cheyenne Co.							\$0.00
APRIL							
Deuel Co.							\$0.00
Garden Co.							\$0.00
Cheyenne Co.							\$0.00
MAY							
Deuel Co.							\$0.00
Garden Co.							\$0.00
Cheyenne Co.							\$0.00
JUNE							
Deuel Co.							\$0.00
Garden Co.							\$0.00
Cheyenne Co.							\$0.00
JULY							
Deuel Co.							\$0.00
Garden Co.							\$0.00
Cheyenne Co.							\$0.00
AUGUST							
Deuel Co.							\$0.00
Garden Co.							\$0.00
Cheyenne Co.							\$0.00
TOTAL	\$22,524.48	\$186.74	\$6,279.01	\$99.40	\$17,425.82	\$227.10	\$46,288.35

Creek Valley Schools
Interest Earning
13 Months Showing

	2/27/2026	1/30/2026	12/31/2025	11/30/2025	10/31/2025	9/30/2025	8/29/2025	7/31/2025	6/30/2025	5/31/2025	4/30/2025	3/31/2025	2/28/2025
General Fund	\$ 6,281.98 2.7000%	\$ 6,096.57 2.7000%	\$ 6,827.41 2.7191%	\$ 9,984.79 4.2500%	\$ 11,876.77 4.3300%	\$ 11,945.36 4.3700%	\$ 11,606.19 4.3900%	\$ 13,385.71 4.3900%	\$ 14,353.21 4.3900%	\$ 11,238.25 4.3900%	\$ 10,087.61 4.3000%	\$ 10,638.24 4.3900%	\$ 8,817.22 4.3000%
Building - Checking	\$ 12.96 0.3500%	\$ 11.36 0.3500%	\$ 10.37 0.3500%	\$ 9.11 0.3500%	\$ 9.57 0.3500%	\$ 5.94 0.3500%	\$ 1.29 0.2000%	\$ 0.94 0.1800%	\$ 1.53 0.1500%	\$ 11.03 0.3900%	\$ 6.83 0.4000%	\$ 17.74 0.4900%	\$ 11.01 0.4900%
Building - ICS	\$ 857.56 3.0000%	\$ 915.53 3.0000%	\$ 913.21 3.0000%	\$ 881.52 3.0000%	\$ 908.64 3.0000%	\$ 877.14 3.0000%	\$ 904.10 3.0000%	\$ 901.80 3.0000%	\$ 881.80 3.0000%	\$ 1,055.98 3.0000%	\$ 1,010.86 3.0000%	\$ 1,041.91 3.0000%	\$ 938.81 3.0000%
Depreciation - Checking	\$ 3.72 0.0300%	\$ 3.99 0.3500%	\$ 4.39 0.3500%	\$ 3.72 0.3500%	\$ 4.12 0.3500%	\$ 4.69 0.3900%	\$ 4.40 0.4000%	\$ 4.70 0.4000%	\$ 4.70 0.4000%	\$ 1.60 0.3500%	\$ 0.16 0.1300%	\$ 0.32 0.2500%	\$ 0.29 0.2500%
Depreciation - ICS	\$ 1,416.68 3.0000%	\$ 1,564.69 3.0000%	\$ 1,560.72 3.0000%	\$ 1,506.56 3.0000%	\$ 1,552.91 3.0000%	\$ 1,499.04 3.0000%	\$ 1,545.13 3.0000%	\$ 1,541.22 3.0000%	\$ 1,487.75 3.0000%	\$ 1,533.49 3.0000%	\$ 1,480.32 3.0000%	\$ 1,526.18 3.0000%	\$ 1,377.75 3.0000%
Activity Fund	\$20.63 1.5502%	\$32.00 1.6208%	\$ 44.65 1.7280%	\$ 98.27 4.2002%	\$ 125.23 4.2800%	\$ 229.92 4.3200%	\$ 233.49 4.3300%	\$ 242.60 4.3300%	\$ 266.71 4.3300%	\$ 299.47 4.3300%	\$ 306.50 4.2500%	\$ 311.51 4.3300%	\$ 293.62 4.2500%
Lunch - Checking	\$ 5.25 0.3500%	\$ 5.70 0.3500%	\$ 10.71 0.3500%	\$ 5.27 0.3400%	\$ 2.29 0.2700%	\$ 1.65 0.2500%	\$ 3.03 0.3800%	\$ 1.77 0.3500%	\$ 4.14 0.3800%	\$ 5.07 0.4000%	\$ 5.10 0.4200%	\$ 7.49 0.5000%	\$ 8.53 0.5000%
Lunch - ICS	\$ 0.06 0.1000%	\$ 0.06 0.1000%	\$ 0.07 0.1000%	\$ 0.06 0.1000%	\$ 0.05 0.1000%	\$ 0.05 0.1000%	\$ 0.05 0.1000%	\$ 0.05 0.1000%	\$ 0.23 0.1000%	\$ 0.23 0.1000%	\$ 0.28 0.1000%	\$ 0.64 0.2500%	\$ 0.58 0.2500%

Change from prior month

DIST #25 CLEARING FUND							
THROUGH AUGUST 31, 2026							
DATE	ENTRY	CHECK	EXPEND.	DEPOSITS	EXPENSES	BALANCE	BALANCE DATE
9.1.2025	BEG BALANCE					\$27,515.67	
9.18.2025	NPERS		\$31,562.42		\$31,562.42		
9.19.2025	NPERS Reimbursement			\$33,810.71		\$29,763.96	Sept. 30, 2025
10.3.2025	Referee Check_BC	4585	\$115.00		\$115.00		
10.6.2025	Referee Check_WH	4584	\$115.00		\$115.00		
10.7.2025	Referee Check_DF	4587	\$150.00		\$150.00		
10.7.2025	Referee Check_CG	4589	\$150.00		\$150.00		
10.9.2025	Referee Check_TU	4586	\$230.00		\$230.00		
10.10.2025	Referee Check_CS	4588	\$150.00		\$150.00		
10.15.2025	All American_OF	4591	\$200.00		\$200.00		
10.16.2025	NPERS Reimbursement			\$36,747.95		\$65,401.91	
10.22.2025	Activity and General Reimbursements			\$1,260.00		\$66,661.91	Oct. 31, 2025
11.7.2025	NPERS		\$31,562.45		\$31,562.45		
11.14.2025	NPERS Reimbursement			\$36,877.95		\$71,977.41	Nov. 28, 2025
12.3.2025	NPERS		\$36,642.43		\$36,642.43		
12.16.2025	NPERS Reimbursement			\$35,514.85			
12.19.2025	NPERS		\$35,514.85		\$35,514.85		
12.23.2025	Banner County Schools	4592	\$96.00		\$96.00		
12.26.2025	Central NE Heat Treatment	4593	\$3,649.62		\$3,649.62	\$31,589.36	Dec. 31, 2025
1.20.2026	NPERS Reimbursement			\$36,051.70			
1.29.2026	NPERS		\$35,205.76		\$35,205.76	\$32,435.30	Jan. 30, 2026
2.17.2026	NPERS Reimbursement			\$38,580.76			
2.25.2026	NPERS		\$36,538.88		\$36,538.88	\$34,477.18	Feb. 27, 2026
	YEAR TO DATE		\$211,882.41	\$218,843.92			
	BALANCE - 2/27/2026			\$34,477.18			

CREEK VALLEY SCHOOLS				
Month of: FEBRUARY 2026				
	BANK BALANCE ON FIRST BUSINESS DAY OF THIS MONTH			BANK BALANCE ON LAST BUSINESS DAY OF THIS MONTH
FUND		RECEIPTS	DISBURSED	
General Fund	\$2,887,833.85	\$977,672.31	\$512,861.61	\$3,352,644.55
Building Fund	\$407,202.02	\$27,861.15	\$0.00	\$435,063.17
Clearing Fund	\$32,435.30	\$38,580.76	\$36,538.88	\$34,477.18
Cafeteria Fund	\$34,381.16	\$450.00	\$37.20	\$34,793.96
Depreciation Fund	\$628,789.43	\$1,420.40	\$0.00	\$630,209.83
Lunch Fund	\$20,920.06	\$15,591.65	\$13,982.35	\$22,529.36
Activity Fund	\$22,305.83	\$6,643.73	\$16,637.41	\$12,312.15

Creek Valley Public Schools

Lunch Fund Trial Balance Report_Feb2026

Fund	Fund Description		
06	LUNCH		
Account Code	Account Description	Debit	Credit
06-1-01510-000	Lunch Interest Received		\$31.27
06-1-01611-000	Student Lunch Sales		\$11,803.92
06-1-01620-000	Adult Lunch Sales		\$172.40
06-1-01990-000	Miscellaneous Local Revenue		\$6,701.80
06-1-03150-000	State Reimbursement		\$51,322.11
06-1-05200-000	District Contribution - General Fun		\$20,000.00
06-2-03100-110-001	Food Service - Regular Employee, 7-	\$12,838.60	
06-2-03100-110-003	Food Service - Reg Employee K-6	\$12,838.56	
06-2-03100-220-001	FICA - Dist Share 7-12	\$982.19	
06-2-03100-220-003	Fica-dist Share K-6	\$982.10	
06-2-03100-230-001	Retirement - Dist share 7-12	\$684.61	
06-2-03100-230-003	Retirement-dist Share K-6	\$684.63	
06-2-03100-290-001	Other Benefits Food Service 7-12	\$18.00	
06-2-03100-290-003	Other Benefits Food Serv K-6	\$18.00	
06-2-03100-630-001	Expended Food 7-12	\$25,085.40	
06-2-03100-630-003	Expended Food K-6	\$25,085.22	
06-2-03100-643-001	Food Services Operations	\$473.72	
06-2-03100-643-003	Food Services Operations	\$473.64	
06-2-03100-950-003	Expended Food - Snacks K-6	\$3,578.01	
06-901	Cash Account	\$18,419.21	
06-965	Fund Equity		\$12,130.39
Sub Total		\$102,161.89	\$102,161.89
Grand Total		\$102,161.89	\$102,161.89

Creek Valley Public Schools

Lunch Fund Period Activity Report_Feb2026

Fund					
06					
Account Code	Account Name	Beginning Balance	Debits	Credits	Ending Balance
06-1-01510-000	Lunch Interest Received	(\$25.96)	\$0.00	\$5.31	(\$31.27)
06-1-01611-000	Student Lunch Sales	(\$7,816.12)	\$0.00	\$3,987.80	(\$11,803.92)
06-1-01620-000	Adult Lunch Sales	(\$57.80)	\$0.00	\$114.60	(\$172.40)
06-1-01990-000	Miscellaneous Local Revenue	(\$5,126.40)	\$0.00	\$1,575.40	(\$6,701.80)
06-1-03150-000	State Reimbursement	(\$41,413.57)	\$0.00	\$9,908.54	(\$51,322.11)
06-2-03100-110-001	Food Service - Regular Employee, 7-	\$10,513.33	\$2,325.27	\$0.00	\$12,838.60
06-2-03100-110-003	Food Service - Reg Employee K-6	\$10,513.29	\$2,325.27	\$0.00	\$12,838.56
06-2-03100-220-001	FICA - Dist Share 7-12	\$804.32	\$177.87	\$0.00	\$982.19
06-2-03100-220-003	Fica-dist Share K-6	\$804.22	\$177.88	\$0.00	\$982.10
06-2-03100-230-001	Retirement - Dist share 7-12	\$564.22	\$120.39	\$0.00	\$684.61
06-2-03100-230-003	Retirement-dist Share K-6	\$564.23	\$120.40	\$0.00	\$684.63
06-2-03100-290-001	Other Benefits Food Service 7-12	\$15.00	\$3.00	\$0.00	\$18.00
06-2-03100-290-003	Other Benefits Food Serv K-6	\$15.00	\$3.00	\$0.00	\$18.00
06-2-03100-630-001	Expended Food 7-12	\$19,363.17	\$5,722.23	\$0.00	\$25,085.40
06-2-03100-630-003	Expended Food K-6	\$19,363.03	\$5,722.19	\$0.00	\$25,085.22
06-2-03100-643-001	Food Services Operations	\$390.93	\$82.79	\$0.00	\$473.72
06-2-03100-643-003	Food Services Operations	\$390.87	\$82.77	\$0.00	\$473.64
06-2-03100-950-003	Expended Food - Snacks K-6	\$2,958.44	\$619.57	\$0.00	\$3,578.01
06-901	Cash Account	\$20,310.19	\$15,591.65	\$17,482.63	\$18,419.21
06-931	Payable Account	\$0.00	\$12,537.77	\$12,537.77	\$0.00
06-940	Salary & Wages Payable	\$0.00	\$3,163.63	\$3,163.63	\$0.00
06-941	Payroll Payables	\$0.00	\$4,944.86	\$4,944.86	\$0.00
Sub Total		\$32,130.39	\$53,720.54	\$53,720.54	\$32,130.39
Grand Total		\$32,130.39	\$53,720.54	\$53,720.54	\$32,130.39

Current Cash Balance Report

SELECTED Data

Date: 02/01/2026 thru 02/28/2026

Arranged by:
Group ID and Activity Number

Activity Number and Name	Beginning Cash	Receipts	Disbursements	Adjustments	Cash Balance
A ATHLETICS					
1000 ATHLETICS	-38,588.70	3,162.29	4,288.29	-200.00	-39,914.70
1005 FOOTBALL FUND	-9,197.75	0.00	0.00	0.00	-9,197.75
1006 CROSS COUNTY	756.72	0.00	0.00	0.00	756.72
1007 BASKETBALL	-1,058.46	0.00	0.00	0.00	-1,058.46
1008 TRACK	-6,441.84	0.00	0.00	0.00	-6,441.84
1009 VOLLEYBALL	387.01	0.00	0.00	0.00	387.01
1010 GIRL'S BASKETBALL	3,065.95	0.00	0.00	0.00	3,065.95
1012 GOLF	-505.79	0.00	0.00	0.00	-505.79
1020 ACTIVITY PASSES	1,830.00	0.00	0.00	0.00	1,830.00
A ATHLETICS Totals:	-49,752.86	3,162.29	4,288.29	-200.00	-51,078.86
B CLUBS & ORGANIZATIONS					
1520 DRAMA	-78.75	0.00	0.00	0.00	-78.75
1530 NATIONAL HONOR SOCIETY	70.35	0.00	0.00	0.00	70.35
1540 SPEECH	-156.25	0.00	209.00	0.00	-365.25
1550 7-12 STUCO	106.23	0.00	150.00	0.00	-43.77
1555 MS STUCO	0.00	0.00	0.00	0.00	0.00
5080 INTERACT CLUB	905.04	0.00	0.00	0.00	905.04
B CLUBS & ORGANIZATIONS Totals:	846.62	0.00	359.00	0.00	487.62
C GRADUATING CLASSES					
3568 CLASS OF 2026 - SENIORS	1,117.61	0.00	0.00	0.00	1,117.61
3569 CLASS OF 2027 - JUNIORS	434.88	0.00	0.00	0.00	434.88
3570 CLASS OF 2028 - SOPHOMORES	78.00	0.00	0.00	0.00	78.00
3571 CLASS OF 2029 - FRESHMAN	0.00	0.00	0.00	0.00	0.00
3572 CLASS OF 2030 - 8TH GRADERS	0.00	0.00	0.00	0.00	0.00
C GRADUATING CLASSES Totals:	1,630.49	0.00	0.00	0.00	1,630.49
D DISTRICT MONIES					
2500 ADMIN DISCRETIONARY	-601.59	0.00	0.00	0.00	-601.59
2505 CLASS DONATIONS	2,855.42	0.00	0.00	0.00	2,855.42
2510 COMMUNITY DONATIONS	-1,100.09	0.00	0.00	0.00	-1,100.09
2515 PEOPLE OF ACTION	780.80	0.00	0.00	0.00	780.80
2520 STUDENT USER FEES	0.00	0.00	0.00	0.00	0.00
2525 CONCESSIONS	1,350.52	4,358.75	5,471.66	-1,050.00	-812.39
2530 POP MACHINES	0.00	0.00	0.00	0.00	0.00
3010 JR/SR HIGH SCHOOL	95.40	0.00	0.00	0.00	95.40
3020 TRANSITION COSTS, SALES	0.00	0.00	0.00	0.00	0.00
3030 RESALE ITEMS	101.18	0.00	0.00	0.00	101.18
3040 CHROMEBOOKS	2,413.67	0.00	0.00	0.00	2,413.67
3050 JEANS FOR STUDENTS	171.30	0.00	0.00	0.00	171.30
3060 CVELC - Preschool	4,922.90	0.00	0.00	0.00	4,922.90
3065 CVELC - Childcare	4,355.06	0.00	0.00	0.00	4,355.06
3070 OUTSIDE PRIVATE GRANTS	7,153.29	0.00	0.00	0.00	7,153.29
D DISTRICT MONIES Totals:	22,497.86	4,358.75	5,471.66	-1,050.00	20,334.95
E ELEMENTARY SCHOOL					
3000 ELEMENTARY SCHOOL	1,012.48	0.00	0.00	0.00	1,012.48
3100 BIG G BOX TOP DRIVE	1,015.26	0.00	0.00	0.00	1,015.26
3200 CHARACTER COUNTS	4.73	0.00	0.00	0.00	4.73
E ELEMENTARY SCHOOL Totals:	2,032.47	0.00	0.00	0.00	2,032.47
F JR. HIGH SCHOOL					
3530 JR. HIGH CHEERLEADERS	154.42	0.00	0.00	0.00	154.42
F JR. HIGH SCHOOL Totals:	154.42	0.00	0.00	0.00	154.42

Current Cash Balance Report

SELECTED Data

Date: 02/01/2026 thru 02/28/2026

Arranged by:
Group ID and Activity Number

Activity Number and Name	Beginning Cash	Receipts	Disbursements	Adjustments	Cash Balance
G MISCELLANEOUS					
3005 MIDDLE SCHOOL	-50.00	0.00	0.00	0.00	-50.00
4000 FACULTY	95.45	0.00	0.00	0.00	95.45
4005 FACULTY - ELEMENTARY	3.94	0.00	0.00	0.00	3.94
4010 VOCAL MUSIC	2.65	0.00	0.00	0.00	2.65
4020 ANNUAL	-6,973.39	0.00	0.00	0.00	-6,973.39
4030 LIBRARY	914.22	0.00	0.00	0.00	914.22
4040 INTEREST CHECK ACCT	8,740.23	32.00	0.00	0.00	8,772.23
4060 HOPE SQUAD	206.43	0.00	0.00	0.00	206.43
G MISCELLANEOUS Totals:	2,939.53	32.00	0.00	0.00	2,971.53
H SCHOLARSHIPS					
4500 SCHOLARSHIPS	928.19	0.00	0.00	0.00	928.19
H SCHOLARSHIPS Totals:	928.19	0.00	0.00	0.00	928.19
I VOCATIONAL ORGANIZATIONS					
5000 FFA	9,317.76	0.00	1,050.92	0.00	8,266.84
5005 FFA NATIONAL CONVENTION	-4,206.40	0.00	0.00	0.00	-4,206.40
5010 FCCLA	672.45	0.00	0.00	0.00	672.45
5015 STORM BREW COFFEE SHOP	2,254.69	0.00	0.00	0.00	2,254.69
5020 TRADES & INDUSTRIAL	4,866.22	0.00	150.00	0.00	4,716.22
5025 IA-ELECTRONIC CAR PROJECT	27.19	0.00	0.00	0.00	27.19
5030 VO AG	-13.99	0.00	0.00	0.00	-13.99
5040 HOME EC	671.32	0.00	0.00	0.00	671.32
5050 FBLA	2,145.17	0.00	0.00	0.00	2,145.17
5060 ART CLUB	1,810.95	260.00	0.00	0.00	2,070.95
5070 FRANISH-SPENCH CLUB	256.07	0.00	0.00	0.00	256.07
5090 ROBOTICS	5,940.65	0.00	0.00	0.00	5,940.65
6200 ESports	-865.68	0.00	0.00	0.00	-865.68
I VOCATIONAL ORGANIZATIONS Totals:	22,876.40	260.00	1,200.92	0.00	21,935.48
J ACADEMIC GROUPS					
5500 ENRICHMENT	1,205.13	0.00	0.00	0.00	1,205.13
5510 SCIENCE	74.71	0.00	0.00	0.00	74.71
5515 HIGH ABILITY LEARNERS	81.41	0.00	0.00	0.00	81.41
J ACADEMIC GROUPS Totals:	1,361.25	0.00	0.00	0.00	1,361.25
K ATHLETIC SUPPORT GROUPS					
6000 SR. HIGH CHEERLEADERS	-770.40	110.00	0.00	-678.00	-1,338.40
6006 SH CHEER - DASH TO BASH	0.49	0.00	0.00	0.00	0.49
6008 MAC VB - SERVE FOR THE CURE	0.00	0.00	0.00	0.00	0.00
6100 TORNADO ALLEY COUNCIL	94.70	0.00	0.00	0.00	94.70
K ATHLETIC SUPPORT GROUPS Totals:	-675.21	110.00	0.00	-678.00	-1,243.21
L MUSIC					
1560 SENIOR HIGH SHOW CHOIR	125.00	0.00	0.00	0.00	125.00
6500 BAND	824.45	0.00	0.00	0.00	824.45
L MUSIC Totals:	949.45	0.00	0.00	0.00	949.45
Z INACTIVE ACTIVITIES					
1030 LETTER CLUB	0.00	0.00	0.00	0.00	0.00
1040 ACTIVITY TRIPS	0.00	0.00	0.00	0.00	0.00
1570 TEAMMATES	0.00	0.00	0.00	0.00	0.00
3539 CLASS OF 2001 (GRADUATED)	0.00	0.00	0.00	0.00	0.00
3540 CLASS OF 2002 (GRADUATED)	0.00	0.00	0.00	0.00	0.00
3544 CLASS OF 2005 (GRADUATED) - LODGEPOLE	0.00	0.00	0.00	0.00	0.00
3545 CLASS OF 2003 (GRADUATED)	0.00	0.00	0.00	0.00	0.00
3546 CLASS OF 2004 (GRADUATED)	0.00	0.00	0.00	0.00	0.00
3547 CLASS OF 2005 (GRADUATED) - CHAPPELL	0.00	0.00	0.00	0.00	0.00

SELECTED Data

Current Cash Balance Report

Arranged by:

Date: 02/01/2026 thru 02/28/2026

Group ID and Activity Number

Activity Number and Name	Beginning Cash	Receipts	Disbursements	Adjustments	Cash Balance
3548 CLASS OF 2006 (GRADUATES)	0.00	0.00	0.00	0.00	0.00
3549 CLASS OF 2007 (GRADUATED)	0.00	0.00	0.00	0.00	0.00
3550 CLASS OF 2012 - (GRADUATED)	0.00	0.00	0.00	0.00	0.00
3551 CLASS OF 2009 - (GRADUATED)	0.00	0.00	0.00	0.00	0.00
3552 CLASS OF 2008 - (GRADUATED)	0.00	0.00	0.00	0.00	0.00
3553 CLASS OF 2010 - (GRADUATED)	0.00	0.00	0.00	0.00	0.00
3554 CLASS OF 2011 - (GRADUATED)	0.00	0.00	0.00	0.00	0.00
3555 CLASS OF 2013 - (GRADUATED)	0.00	0.00	0.00	0.00	0.00
3556 CLASS OF 2014 - (GRADUATED)	0.00	0.00	0.00	0.00	0.00
3557 CLASS OF 2015 - (GRADUATED)	0.00	0.00	0.00	0.00	0.00
3558 CLASS OF 2016 - (GRADUATED)	0.00	0.00	0.00	0.00	0.00
3559 CLASS OF 2017 - (GRADUATED)	0.00	0.00	0.00	0.00	0.00
3560 CLASS OF 2018 - (GRADUATED)	0.00	0.00	0.00	0.00	0.00
3561 CLASS OF 2019 - (GRADUATED)	0.00	0.00	0.00	0.00	0.00
3562 CLASS OF 2020 - (GRADUATED)	0.00	0.00	0.00	0.00	0.00
3563 CLASS OF 2021 - (GRADUATED)	0.00	0.00	0.00	0.00	0.00
3564 CLASS OF 2022 - (GRADUATED)	0.00	0.00	0.00	0.00	0.00
3565 CLASS OF 2023 - (GRADUATED)	0.00	0.00	0.00	0.00	0.00
3566 CLASS OF 2024 - (GRADUATED)	385.18	0.00	0.00	0.00	385.18
3567 CLASS OF 2025 - (GRADUATED)	1,254.50	0.00	0.00	0.00	1,254.50
4050	0.00	0.00	0.00	0.00	0.00
5520 SPED TRIP	1,000.00	0.00	0.00	0.00	1,000.00
Z INACTIVE ACTIVITIES Totals:	<u>2,639.68</u>	<u>0.00</u>	<u>0.00</u>	<u>0.00</u>	<u>2,639.68</u>
Report Totals:	<u>8,428.29</u>	<u>7,923.04</u>	<u>11,319.87</u>	<u>-1,928.00</u>	<u>3,103.46</u>

CREEK VALLEY SCHOOLS
2025-2026 General Fund Expenditures

<u>MONTH</u>	<u>TRANSFERS TO OTHER FUNDS</u>	<u>OTHER</u>	<u>MONTHLY BILLS ONLY</u>	<u>MONTHLY PAYROLL ONLY</u>	<u>MONTHLY TOTAL SPENT</u>	<u>YEAR TO DATE CUMULATIVE TOTAL SPENT</u>	<u>BUDGETED AUTHORITY AMOUNT LEFT</u>
Beginning adopted and budgeted spending authority balance							\$7,627,424.00
September			\$98,071.63	\$340,978.88	\$439,050.51	\$439,050.51	\$7,188,373.49
October			\$40,875.06	\$364,522.05	\$405,397.11	\$844,447.62	\$6,782,976.38
November			\$87,647.69	\$383,315.57	\$470,963.26	\$1,315,410.88	\$6,312,013.12
December			\$111,001.98	\$357,469.56	\$468,471.54	\$1,783,882.42	\$5,843,541.58
January			\$79,382.00	\$357,278.56	\$436,660.56	\$2,220,542.98	\$5,406,881.02
February			\$87,885.68	\$372,230.19	\$460,115.87	\$2,680,658.85	\$4,946,765.15
March							
April							
May							
June							
July							
August							

<u>BALANCE SHOWN ABOVE</u>	<u>AVAILABLE TO USE IN THE NEXT MONTHS</u>	<u>AVERAGE AMOUNT TO USE EACH MONTH</u>
\$7,188,373.49	11	\$653,488.50
\$6,782,976.38	10	\$678,297.64
\$6,312,013.12	9	\$701,334.79
\$5,843,541.58	8	\$730,442.70
\$5,406,881.02	7	\$772,411.57
\$4,946,765.15	6	\$824,460.86
	5	
	4	
	3	
	2	
	1	
	0	

Creek Valley Public Schools

General Fund Revenue

Account Code	Description	Actual (Date Range)	Actual (YTD)	Available (YTD)
01-1-01100-000	Taxes Levied/Assessed by School Dis	(\$1,104,603.70)	(\$1,104,603.70)	\$1,104,603.70
01-1-01115-000	CARLINE TAXES	(\$2,350.86)	(\$2,350.86)	\$2,350.86
01-1-01125-000	MOTOR VEHICLE TAXES	(\$87,129.60)	(\$87,129.60)	\$87,129.60
01-1-01210-000	Revenue from other Government Units	(\$5,395.66)	(\$5,395.66)	\$5,395.66
01-1-01370-000	Preschool Tuition & Fees	(\$48,497.56)	(\$48,497.56)	\$48,497.56
01-1-01510-000	Interest on Investments	(\$45,266.53)	(\$45,266.53)	\$45,266.53
01-1-01911-000	Local License Fees	(\$14.49)	(\$14.49)	\$14.49
01-1-01920-000	Contribution and Donations Private	(\$50,225.00)	(\$50,225.00)	\$50,225.00
01-1-01960-000	Revenue - Other Local Governmental	(\$13,167.88)	(\$13,167.88)	\$13,167.88
01-1-01990-000	Miscellaneous Local Revenue	(\$496.40)	(\$496.40)	\$496.40
01-1-02110-000	COUNTY FINES AND LICENSE FEES	(\$3,172.47)	(\$3,172.47)	\$3,172.47
01-1-02130-000	OTHER COUNTY RECEIPTS	(\$11,495.41)	(\$11,495.41)	\$11,495.41
01-1-02210-000	ESU Receipts	(\$25,654.64)	(\$25,654.64)	\$25,654.64
01-1-03110-000	STATE AID	(\$90,967.77)	(\$90,967.77)	\$90,967.77
01-1-03130-000	HOMESTEAD EXEMPTION	(\$3,987.97)	(\$3,987.97)	\$3,987.97
01-1-03180-000	Pro Rata Motor Vehicle	(\$2,726.62)	(\$2,726.62)	\$2,726.62
01-1-03512-000	DISTANCE EDUCATION INCENTIVE PAYMENTS	(\$3,000.00)	(\$3,000.00)	\$3,000.00
01-1-03540-000	State Early Childhood	(\$80,244.42)	(\$80,244.42)	\$80,244.42
01-1-03551-000	CAREER EDUCATION	(\$7,500.00)	(\$7,500.00)	\$7,500.00
01-1-03990-000	OTHER STATE RECEIPTS	(\$63,317.04)	(\$63,317.04)	\$63,317.04
01-1-04505-000	Title I, Part A	(\$49,570.00)	(\$49,570.00)	\$49,570.00
01-1-04509-000	Title II, Part A	(\$11,574.00)	(\$11,574.00)	\$11,574.00
01-1-04516-000	IDEA Pre-School	(\$1,092.00)	(\$1,092.00)	\$1,092.00
01-1-04518-000	IDEA PART B BASE & ENROLLMENT POVERTY ALLOCATION	(\$50,520.00)	(\$50,520.00)	\$50,520.00
01-1-04521-000	IDEA PART B PROPORTIONATE SHARE	(\$2,331.00)	(\$2,331.00)	\$2,331.00
01-1-04708-000	Medicaid In Public Schools	(\$942.59)	(\$942.59)	\$942.59
01-1-04969-000	TITLE IV, PART A	(\$10,000.00)	(\$10,000.00)	\$10,000.00
01-1-05301-000	Insurance Adjustments	(\$140.32)	(\$140.32)	\$140.32
01-1-09000-000	Non- Program Receipts	(\$556.34)	(\$556.34)	\$556.34
02-1-01510-000	Interest Rec'd	(\$10,674.76)	(\$10,674.76)	\$10,674.76
02-1-05690-000	OTHER NON-REVENUE RECEIPTS	\$0.00	\$621,084.60	(\$621,084.60)
06-1-01510-000	Lunch Interest Received	(\$31.27)	(\$31.27)	\$31.27
06-1-01611-000	Student Lunch Sales	(\$11,803.92)	(\$11,803.92)	\$11,803.92
06-1-01620-000	Adult Lunch Sales	(\$172.40)	(\$172.40)	\$172.40
06-1-01990-000	Miscellaneous Local Revenue	(\$6,701.80)	(\$6,701.80)	\$6,701.80
06-1-03150-000	State Reimbursement	(\$51,322.11)	(\$51,322.11)	\$51,322.11
06-1-05200-000	District Contribution - General Fun	(\$20,000.00)	(\$20,000.00)	\$20,000.00
08-1-01100-000	Taxes Levied/Assessed by the School	(\$43,517.23)	(\$43,517.23)	\$43,517.23
08-1-01115-000	CARLINE TAXES	(\$85.52)	(\$85.52)	\$85.52
08-1-01510-000	Interest Received	(\$5,613.78)	(\$5,613.78)	\$5,613.78
08-1-03130-000	HOMESTEAD EXEMPTION	(\$145.07)	(\$145.07)	\$145.07
08-1-03131-000	PROPERTY TAX CREDIT	(\$23,704.83)	(\$23,704.83)	\$23,704.83
08-1-03180-000	Pro Rate	(\$99.40)	(\$99.40)	\$99.40
08-1-05690-000	OTHER NON-REVENUE RECEIPTS	(\$148.89)	(\$148.89)	\$148.89
Sub Total		(\$1,949,961.25)	(\$1,328,876.65)	\$1,328,876.65

Creek Valley Public Schools

General Fund Expenditure

Account Code	Description	Actual (Date Range)	Actual (YTD)	Available (YTD)
01-2-01100-111-001	Reg 7-12 Salaries	\$277,753.56	\$277,753.56	(\$277,753.56)
01-2-01100-111-003	Reg K-6 Salaries	\$260,540.34	\$260,540.34	(\$260,540.34)
01-2-01100-113-001	Subs 7-12 Salaries	\$18,354.57	\$18,354.57	(\$18,354.57)
01-2-01100-113-003	Subs K-6 Salaries	\$18,188.97	\$18,188.97	(\$18,188.97)
01-2-01100-150-001	Regular Instruction - Additional Compensation - Non-Instructional, 7-12	\$32,308.69	\$32,308.69	(\$32,308.69)
01-2-01100-150-003	Regular Instruction - Additional Compensation - Non-Instructional, K-6	\$399.00	\$399.00	(\$399.00)
01-2-01100-151-001	Regular Instruction - Additional Compensation - Teachers/Professional Staff, 7-12	\$39,430.93	\$39,430.93	(\$39,430.93)
01-2-01100-151-003	Regular Instruction - Additional Compensation - Teachers/Professional Staff, K-6	\$2,734.98	\$2,734.98	(\$2,734.98)
01-2-01100-220-001	Regular Instruction	\$2,507.83	\$2,507.83	(\$2,507.83)
01-2-01100-220-003	Regular Instruction	\$30.26	\$30.26	(\$30.26)
01-2-01100-221-001	Social Security for Teachers 7-12	\$24,327.37	\$24,327.37	(\$24,327.37)
01-2-01100-221-003	Social Security for Teachers K-6	\$19,595.38	\$19,595.38	(\$19,595.38)
01-2-01100-223-001	Social Security for Subs 7-12	\$1,403.24	\$1,403.24	(\$1,403.24)
01-2-01100-223-003	Social Security for Subs K-6	\$1,388.48	\$1,388.48	(\$1,388.48)
01-2-01100-230-001	Regular Instruction	\$431.12	\$431.12	(\$431.12)
01-2-01100-230-003	Regular Instruction	\$32.24	\$32.24	(\$32.24)
01-2-01100-231-001	Retirement for Teachers 9-12	\$26,150.54	\$26,150.54	(\$26,150.54)
01-2-01100-231-003	Retirement for Teachers K-5	\$21,272.73	\$21,272.73	(\$21,272.73)
01-2-01100-233-001	Retirement for Subs 9-12	\$52.73	\$52.73	(\$52.73)
01-2-01100-233-003	Retirement for Subs K-5	\$210.94	\$210.94	(\$210.94)
01-2-01100-280-001	Regular Instruction	\$2,037.74	\$2,037.74	(\$2,037.74)
01-2-01100-281-001	Health Benefits for Teachers 9-12	\$84,588.37	\$84,588.37	(\$84,588.37)
01-2-01100-281-003	Health Benefits for Teachers K-5	\$109,827.39	\$109,827.39	(\$109,827.39)
01-2-01100-282-001	Health Benefits for Aides 9-12	\$1,025.90	\$1,025.90	(\$1,025.90)
01-2-01100-282-003	Health Benefits for Aides K-5	\$1,385.52	\$1,385.52	(\$1,385.52)
01-2-01100-290-001	Regular Instruction	\$5.12	\$5.12	(\$5.12)
01-2-01100-291-001	Other Benefits for Teachers 9-12	\$6,090.80	\$6,090.80	(\$6,090.80)
01-2-01100-291-003	Other Benefits for Teachers K-5	\$410.00	\$410.00	(\$410.00)
01-2-01100-333-001	Mileage Paid to Staff, 7-12	\$27.30	\$27.30	(\$27.30)
01-2-01100-333-003	Mileage Paid to Staff, K-6	\$27.30	\$27.30	(\$27.30)
01-2-01100-334-001	Regular Instruction	\$248.15	\$248.15	(\$248.15)
01-2-01100-334-003	Mileage Paid - Other	\$248.15	\$248.15	(\$248.15)
01-2-01100-382-001	Distance Learning 7-12	\$768.00	\$768.00	(\$768.00)
01-2-01100-431-001	Regular Instruction - Non-Technology Related Repairs & Maintenance, 7-12	\$867.50	\$867.50	(\$867.50)
01-2-01100-431-003	Regular Instruction - Non-Technology Related Repairs & Maintenance, K-6	\$712.50	\$712.50	(\$712.50)
01-2-01100-580-001	Regular Instruction - Travel, 7-12	\$621.31	\$621.31	(\$621.31)
01-2-01100-591-003	Regular Instruction	\$275.00	\$275.00	(\$275.00)
01-2-01100-610-001	General Supplies, 7-12	\$24,767.52	\$24,767.52	(\$24,767.52)
01-2-01100-610-003	General Supplies, K-6	\$11,014.57	\$11,014.57	(\$11,014.57)
01-2-01100-640-001	Textbooks, Workbooks, Periodicals 7	\$20,253.90	\$20,253.90	(\$20,253.90)
01-2-01100-640-003	Textbooks, Workbooks, Periodicals K	\$3,674.15	\$3,674.15	(\$3,674.15)
01-2-01100-642-001	Audio-Visual Materials, 7-12	\$4,868.07	\$4,868.07	(\$4,868.07)
01-2-01100-642-003	Audio-Visual Materials, K-6	\$1,770.24	\$1,770.24	(\$1,770.24)
01-2-01100-643-001	Regular Instruction - Web/Cloud Base Software, 7-12	\$22,352.92	\$22,352.92	(\$22,352.92)
01-2-01100-643-003	Regular Instruction - Web/Cloud Base Software, K-6	\$10,644.56	\$10,644.56	(\$10,644.56)
01-2-01100-733-003	Furniture and Fixtures, K-6	\$1,986.54	\$1,986.54	(\$1,986.54)
01-2-01100-734-001	Computer Hardware, 7-12	\$4,965.00	\$4,965.00	(\$4,965.00)
01-2-01100-810-001	Regular Instruction - Dues & Fees, 7-12	\$80.00	\$80.00	(\$80.00)
01-2-01100-810-003	Regular Instruction - Dues & Fees, K-6	\$20.00	\$20.00	(\$20.00)
01-2-01100-890-001	Miscellaneous Expenditures, 7-12	\$634.09	\$634.09	(\$634.09)
01-2-01100-890-003	Miscellaneous Expenditures, K-6	\$361.75	\$361.75	(\$361.75)
01-2-01190-110-003	Early Childhood Educational Programs - Salaries of Regular Employees Paid to Non-Instructional, 0-5	\$7,632.41	\$7,632.41	(\$7,632.41)
01-2-01190-111-003	Early Childhood Educational Programs - Salaries of Regular Employees Paid to Teachers/Professional Staff, 0-5	\$84,736.64	\$84,736.64	(\$84,736.64)
01-2-01190-112-003	Early Childhood Educational Programs - Salaries of Regular Employees Paid to Instructional Aides & Assistants, 0-5	\$29,794.18	\$29,794.18	(\$29,794.18)
01-2-01190-113-003	Early Childhood Educational Programs - Salaries of Regular Employees Paid to Substitute Teachers, 0-5	\$6,913.75	\$6,913.75	(\$6,913.75)
01-2-01190-220-003	Early Childhood Educational Programs	\$581.29	\$581.29	(\$581.29)
01-2-01190-221-003	Early Childhood Educational Programs - Social Security Payments for Teachers/Professional Staff, 0-5	\$6,250.57	\$6,250.57	(\$6,250.57)
01-2-01190-222-003	Early Childhood Educational Programs - Social Security Payments for Instructional Aides & Assistants, 0-5	\$2,269.14	\$2,269.14	(\$2,269.14)
01-2-01190-223-003	Early Childhood Educational Programs - Social Security Payments for Substitute Teachers, 0-5	\$528.91	\$528.91	(\$528.91)
01-2-01190-230-003	Early Childhood Educational Programs	\$115.60	\$115.60	(\$115.60)

01-2-01190-231-003	Early Childhood Educational Programs - Retirement Contributions for Teachers/Professional Staff, 0-5	\$6,846.69	\$6,846.69	(\$6,846.69)
01-2-01190-232-003	Early Childhood Educational Programs - Retirement Contributions for Instructional Aides & Assistants, 0-5	\$2,407.38	\$2,407.38	(\$2,407.38)
01-2-01190-280-003	Early Childhood Educational Programs	\$585.21	\$585.21	(\$585.21)
01-2-01190-281-003	Early Childhood Educational Programs - Health Benefits for Teachers/Professional Staff, 0-5	\$36,872.22	\$36,872.22	(\$36,872.22)
01-2-01190-282-003	Early Childhood Educational Programs - Health Benefits for Instructional Aides & Assistants, 0-5	\$4,717.26	\$4,717.26	(\$4,717.26)
01-2-01190-290-003	Early Childhood Educational Programs	\$1.95	\$1.95	(\$1.95)
01-2-01190-291-003	Early Childhood Educational Programs - Other Employee Benefits Paid for Teachers/Professional Staff, 0-5	\$92.49	\$92.49	(\$92.49)
01-2-01190-292-003	Early Childhood Educational Programs - Other Employee Benefits Paid for Instructional Aides & Assistants, 0-5	\$30.00	\$30.00	(\$30.00)
01-2-01190-610-003	Early Childhood Educational Programs - General Supplies, 0-5	\$12,548.95	\$12,548.95	(\$12,548.95)
01-2-01190-643-003	Early Childhood Educational Programs - Web/Cloud Based Software, 0-5	\$1,194.75	\$1,194.75	(\$1,194.75)
01-2-01190-890-003	Early Childhood Educational Programs - Miscellaneous Expenditures, 0-5	\$4,777.03	\$4,777.03	(\$4,777.03)
01-2-01194-260-001		\$595.78	\$595.78	(\$595.78)
01-2-01200-111-001	SPED SA Teacher Salaries, 7-12	\$45,961.68	\$45,961.68	(\$45,961.68)
01-2-01200-111-003	SPED SA Teacher Salaries, K-6	\$38,313.66	\$38,313.66	(\$38,313.66)
01-2-01200-112-001	SPED SA Aides, 7-12	\$69,760.02	\$69,760.02	(\$69,760.02)
01-2-01200-112-003	SPED SA Aides, K-6	\$59,675.48	\$59,675.48	(\$59,675.48)
01-2-01200-113-001	SPED Substitutes, 7-12	\$5,141.26	\$5,141.26	(\$5,141.26)
01-2-01200-113-003	SPED Substitutes, K-6	\$3,412.50	\$3,412.50	(\$3,412.50)
01-2-01200-220-001	Special Education Instructional Programs - School Age	\$6.16	\$6.16	(\$6.16)
01-2-01200-220-003	Special Education Instructional Programs - School Age	\$121.16	\$121.16	(\$121.16)
01-2-01200-221-001	Social Security SPED Teacher, 7-12	\$3,539.76	\$3,539.76	(\$3,539.76)
01-2-01200-221-003	Social Security, SPED Teachers, K-6	\$3,033.45	\$3,033.45	(\$3,033.45)
01-2-01200-222-001	Social Security SPED Aides, 7-12	\$5,107.51	\$5,107.51	(\$5,107.51)
01-2-01200-222-003	Social Security SPED Aides, K-6	\$4,452.37	\$4,452.37	(\$4,452.37)
01-2-01200-223-001	Social Security SPED Subs, 7-12	\$393.32	\$393.32	(\$393.32)
01-2-01200-223-003	Social Security SPED Subs, K-6	\$261.07	\$261.07	(\$261.07)
01-2-01200-230-001	Special Education Instructional Programs - School Age	\$6.89	\$6.89	(\$6.89)
01-2-01200-230-003	Special Education Instructional Programs - School Age	\$137.36	\$137.36	(\$137.36)
01-2-01200-231-001	Retirement, SPED Teachers, 7-12	\$3,782.38	\$3,782.38	(\$3,782.38)
01-2-01200-231-003	Retirement, SPED Teachers, K-6	\$3,213.83	\$3,213.83	(\$3,213.83)
01-2-01200-232-001	Retirement, SPED Aides, 7-12	\$5,636.59	\$5,636.59	(\$5,636.59)
01-2-01200-232-003	Retirement, SPED Aides, K-6	\$4,414.73	\$4,414.73	(\$4,414.73)
01-2-01200-280-001	SPED Instructional Programs S.A., Non-Instructional - Health Benefits, 7-12	\$85.31	\$85.31	(\$85.31)
01-2-01200-280-003	SPED Instructional Programs S.A., Non-Instructional - Health Benefits, K-6	\$1,700.00	\$1,700.00	(\$1,700.00)
01-2-01200-281-001	SPED Instructional Programs S.A., Teachers/Professional - Health Benefits, 7-12	\$13,577.96	\$13,577.96	(\$13,577.96)
01-2-01200-281-003	SPED Instructional Programs S.A., Teachers/Professional - Health Benefits, K-6	\$14,394.94	\$14,394.94	(\$14,394.94)
01-2-01200-282-001	SPED Instructional Programs S.A., Aides - Health Benefits, 7-12	\$48,659.42	\$48,659.42	(\$48,659.42)
01-2-01200-282-003	SPED Instructional Programs S.A., Aides - Health Benefits, K-6	\$28,941.66	\$28,941.66	(\$28,941.66)
01-2-01200-291-001	SPED Instructional Programs S.A., Teachers/Professional - Other Benefits, 7-12	\$880.00	\$880.00	(\$880.00)
01-2-01200-291-003	SPED Instructional Programs S.A., Teachers/Professional - Other Benefits, K-6	\$1,493.51	\$1,493.51	(\$1,493.51)
01-2-01200-292-001	SPED Instructional Programs S.A., Aides - Other Benefits, 7-12	\$171.33	\$171.33	(\$171.33)
01-2-01200-292-003	SPED Instructional Programs S.A., Aides - Other Benefits, K-6	\$120.34	\$120.34	(\$120.34)
01-2-01200-330-003	Special Education Instructional Programs - School Age - Employee Training and Developmental Services, K-6	\$610.00	\$610.00	(\$610.00)
01-2-01200-591-003	SPED Instructional Programs S.A. - Services Purchased from ESU, K-6	\$51,033.29	\$51,033.29	(\$51,033.29)
01-2-01200-610-001	General SPED Supplies, 7-12	\$52.54	\$52.54	(\$52.54)
01-2-01200-610-003	General SPED Supplies, K-6	\$562.37	\$562.37	(\$562.37)
01-2-02120-111-001	Salary - Guidance, 7-12	\$34,153.98	\$34,153.98	(\$34,153.98)
01-2-02120-111-003	Salary - Guidance, K-6	\$40,603.90	\$40,603.90	(\$40,603.90)
01-2-02120-151-001	Guidance Services	\$1,846.14	\$1,846.14	(\$1,846.14)
01-2-02120-221-001	Social Security, Guidance, 7-12	\$2,754.00	\$2,754.00	(\$2,754.00)
01-2-02120-221-003	Social Security, Guidance, K-6	\$3,103.47	\$3,103.47	(\$3,103.47)
01-2-02120-231-001	Retirement, Guidance, 7-12	\$2,908.80	\$2,908.80	(\$2,908.80)
01-2-02120-231-003	Retirement, Guidance, K-6	\$3,280.79	\$3,280.79	(\$3,280.79)
01-2-02120-281-001	Health Benefits, Guidance, 7-12	\$13,577.96	\$13,577.96	(\$13,577.96)
01-2-02120-291-001	Other Benefits, Guidance, 7-12	\$30.00	\$30.00	(\$30.00)
01-2-02120-291-003	Other Benefits, Guidance, K-6	\$30.00	\$30.00	(\$30.00)
01-2-02120-610-001	General Supplies, Guidance, 7-12	\$353.53	\$353.53	(\$353.53)
01-2-02120-610-003	General Supplies, Guidance, K-6	\$353.53	\$353.53	(\$353.53)
01-2-02120-643-000	Guidance Services	\$411.50	\$411.50	(\$411.50)
01-2-02120-890-001	Miscellaneous Exp, Guidance, 7-12	\$249.68	\$249.68	(\$249.68)
01-2-02120-890-003	Miscellaneous Exp, Guidance, K-6	\$249.67	\$249.67	(\$249.67)
01-2-02141-111-001	SPED Psychological Services - Salaries paid to Teachers/Professional Staff, 6-12	\$5,625.00	\$5,625.00	(\$5,625.00)
01-2-02141-111-003	SPED Psychological Services - Salaries paid to Teachers/Professional Staff, PK-5	\$5,625.00	\$5,625.00	(\$5,625.00)
01-2-02141-221-001	Psychological Services - SPED - School Age	\$430.00	\$430.00	(\$430.00)
01-2-02141-221-003	Psychological Services - SPED - School Age	\$429.90	\$429.90	(\$429.90)

01-2-02141-231-001	Psychological Services - SPED - School Age	\$454.50	\$454.50	(\$454.50)
01-2-02141-231-003	Psychological Services - SPED - School Age	\$454.50	\$454.50	(\$454.50)
01-2-02141-320-001	SPED Psychological Services, 7-12	\$335.70	\$335.70	(\$335.70)
01-2-02141-320-003	SPED Psychological Services, K-6	\$335.69	\$335.69	(\$335.69)
01-2-02151-320-001	SPED Speech, Audiology Services, 7-	\$121.49	\$121.49	(\$121.49)
01-2-02151-320-003	SPED Speech, Audiology Services, K-	\$121.49	\$121.49	(\$121.49)
01-2-02161-320-001	SPED O/T Services, 7-12	\$1,537.50	\$1,537.50	(\$1,537.50)
01-2-02161-320-003	SPED O/T Services, K-6	\$4,264.00	\$4,264.00	(\$4,264.00)
01-2-02162-320-000	SPED O/T Services, 3-5	\$3,075.00	\$3,075.00	(\$3,075.00)
01-2-02171-320-001	SPED P/T Services, 7-12	\$9,640.47	\$9,640.47	(\$9,640.47)
01-2-02171-334-001	Physical Therapy-Related Services - SPED - School Age - Mileage Paid - Other, 7-12	\$675.50	\$675.50	(\$675.50)
01-2-02172-320-000	SPED P/T Services, 3-5	\$4,844.83	\$4,844.83	(\$4,844.83)
01-2-02172-334-000	Physical Therapy-Related Services - SPED - Ages 3-5 - Mileage Paid - Other	\$317.10	\$317.10	(\$317.10)
01-2-02173-320-000	SPED P/T Services, 0-2	\$608.16	\$608.16	(\$608.16)
01-2-02210-330-001	Improvement of Instruction	\$853.35	\$853.35	(\$853.35)
01-2-02210-330-003	Improvement of Instruction	\$853.34	\$853.34	(\$853.34)
01-2-02213-330-001	Instructional Staff Training - Employee Training & Development Services, 7-12	\$275.00	\$275.00	(\$275.00)
01-2-02213-330-003	Instructional Staff Training - Employee Training & Development Services, K-6	\$80.00	\$80.00	(\$80.00)
01-2-02220-111-001	Regular Salaries, Library, 7-12	\$11,666.70	\$11,666.70	(\$11,666.70)
01-2-02220-111-003	Regular Salaries, Library, K-6	\$11,666.76	\$11,666.76	(\$11,666.76)
01-2-02220-221-001	Social Security, Library Teacher, 7	\$869.04	\$869.04	(\$869.04)
01-2-02220-221-003	Social Security, Library Teacher, K	\$869.16	\$869.16	(\$869.16)
01-2-02220-231-001	Retirement, Library Teacher, 7-12	\$942.72	\$942.72	(\$942.72)
01-2-02220-231-003	Retirement, Library Teacher, K-6	\$942.66	\$942.66	(\$942.66)
01-2-02220-281-001	Health Benefits, Library Teacher, 7	\$4,752.27	\$4,752.27	(\$4,752.27)
01-2-02220-281-003	Health Benefits, Library Teacher, K	\$4,752.30	\$4,752.30	(\$4,752.30)
01-2-02220-291-001	Other Benefits, Library Teacher, 7-	\$10.50	\$10.50	(\$10.50)
01-2-02220-291-003	Other Benefits, Library Teacher, K-	\$10.50	\$10.50	(\$10.50)
01-2-02220-610-001	General Supplies, Library, 7-12	\$190.12	\$190.12	(\$190.12)
01-2-02220-610-003	General Supplies, Library, K-6	\$169.55	\$169.55	(\$169.55)
01-2-02220-640-001	Books and Periodicals, 7-12	\$67.64	\$67.64	(\$67.64)
01-2-02220-640-003	Books and Periodicals, K-6	\$67.63	\$67.63	(\$67.63)
01-2-02230-350-001	Instruction-Related Technology - Technical Services, 7-12	\$11,181.64	\$11,181.64	(\$11,181.64)
01-2-02230-350-003	Instruction-Related Technology - Technical Services, 7-12	\$11,181.64	\$11,181.64	(\$11,181.64)
01-2-02230-650-001	Instruction-Related Technology - Supplies - Technology Related, 7-12	\$8,742.50	\$8,742.50	(\$8,742.50)
01-2-02230-650-003	Instruction-Related Technology - Supplies - Technology Related, K-6	\$8,637.50	\$8,637.50	(\$8,637.50)
01-2-02310-320-001	Board of Education	\$450.00	\$450.00	(\$450.00)
01-2-02310-320-003	Board of Education	\$450.00	\$450.00	(\$450.00)
01-2-02310-540-001	Board of Education - Advertising, 7-12	\$550.82	\$550.82	(\$550.82)
01-2-02310-540-003	Board of Education - Advertising, K-6	\$550.69	\$550.69	(\$550.69)
01-2-02310-580-001	Travel, K-12	\$93.67	\$93.67	(\$93.67)
01-2-02310-580-003	Travel, K-6	\$93.68	\$93.68	(\$93.68)
01-2-02310-643-001	Board of Education - Web/Cloud Base Software, 7-12	\$7,121.99	\$7,121.99	(\$7,121.99)
01-2-02310-643-003	Board of Education - Web/Cloud Base Software, K-6	\$7,121.99	\$7,121.99	(\$7,121.99)
01-2-02310-810-001	Dues and Fees, 7-12	\$2,570.50	\$2,570.50	(\$2,570.50)
01-2-02310-810-003	Dues and Fees, K-6	\$2,570.50	\$2,570.50	(\$2,570.50)
01-2-02310-890-001	Miscellaneous Expenditures, 7-12	\$1,763.00	\$1,763.00	(\$1,763.00)
01-2-02310-890-003	Miscellaneous Expenditures, K-6	\$1,463.00	\$1,463.00	(\$1,463.00)
01-2-02320-105-001	Salaries paid to Superintendent, 7-	\$30,999.96	\$30,999.96	(\$30,999.96)
01-2-02320-105-003	Salaries paid to Superintendent, K-	\$31,000.02	\$31,000.02	(\$31,000.02)
01-2-02320-116-001	Salaries paid to Business Manager,	\$14,499.96	\$14,499.96	(\$14,499.96)
01-2-02320-116-003	Salaries paid to Business Manager,	\$14,500.02	\$14,500.02	(\$14,500.02)
01-2-02320-221-001	Executive Administration	\$31.87	\$31.87	(\$31.87)
01-2-02320-221-003	Executive Administration	\$31.87	\$31.87	(\$31.87)
01-2-02320-225-001	Social Security - Superintendent, 7	\$2,384.69	\$2,384.69	(\$2,384.69)
01-2-02320-225-003	Social Security - Superintendent, K	\$2,384.75	\$2,384.75	(\$2,384.75)
01-2-02320-226-001	Social Security - Business Manager,	\$1,094.36	\$1,094.36	(\$1,094.36)
01-2-02320-226-003	Social Security - Business Manager,	\$1,094.43	\$1,094.43	(\$1,094.43)
01-2-02320-231-001	Executive Administration	\$34.34	\$34.34	(\$34.34)
01-2-02320-231-003	Executive Administration	\$34.34	\$34.34	(\$34.34)
01-2-02320-235-001	Retirement - Superintendent, 7-12	\$2,535.91	\$2,535.91	(\$2,535.91)
01-2-02320-235-003	Retirement - Superintendent, K-6	\$2,535.96	\$2,535.96	(\$2,535.96)
01-2-02320-236-001	Retirement - Business Manager, 7-12	\$1,171.56	\$1,171.56	(\$1,171.56)
01-2-02320-236-003	Retirement - Business Manager, K-6	\$1,171.62	\$1,171.62	(\$1,171.62)
01-2-02320-285-001	Health Benefits - Superintendent, 7	\$5,092.47	\$5,092.47	(\$5,092.47)
01-2-02320-285-003	Health Benefits - Superintendent, K	\$5,092.51	\$5,092.51	(\$5,092.51)
01-2-02320-286-001	Health Benefits - Business Manager,	\$6,788.95	\$6,788.95	(\$6,788.95)
01-2-02320-286-003	Health Benefits - Business Manager,	\$6,789.01	\$6,789.01	(\$6,789.01)

01-2-02320-291-001	Executive Administration	\$425.00	\$425.00	(\$425.00)
01-2-02320-291-003	Executive Administration	\$425.00	\$425.00	(\$425.00)
01-2-02320-295-001	Other Benefits - Superintendent, 7-	\$526.41	\$526.41	(\$526.41)
01-2-02320-295-003	Other Benefits - Superintendent, K-	\$526.41	\$526.41	(\$526.41)
01-2-02320-296-001	Other Benefits - Business Manager,	\$15.00	\$15.00	(\$15.00)
01-2-02320-296-003	Other Benefits - Business Manager,	\$15.00	\$15.00	(\$15.00)
01-2-02320-382-001	Executive Administration - Distance Education/Telecomm, 7-12	\$1,958.15	\$1,958.15	(\$1,958.15)
01-2-02320-382-003	Executive Administration - Distance Education/Telecomm, K-6	\$1,958.17	\$1,958.17	(\$1,958.17)
01-2-02320-440-001	Executive Administration - Rentals - Other, 7-12	\$2,013.00	\$2,013.00	(\$2,013.00)
01-2-02320-440-003	Executive Administration - Rentals - Other, K-6	\$2,013.00	\$2,013.00	(\$2,013.00)
01-2-02320-531-001	Postage, 7-12	\$311.00	\$311.00	(\$311.00)
01-2-02320-890-001	Miscellaneous Expenditures, 7-12	\$462.03	\$462.03	(\$462.03)
01-2-02320-890-003	Miscellaneous Expenditures, K-6	\$461.97	\$461.97	(\$461.97)
01-2-02330-317-001	Contracted Legal Services, 7-12	\$621.00	\$621.00	(\$621.00)
01-2-02330-317-003	Contracted Legal Services, K-6	\$621.00	\$621.00	(\$621.00)
01-2-02410-111-001	Salaries - Principal,7-12	\$24,787.50	\$24,787.50	(\$24,787.50)
01-2-02410-111-003	Salaries - Principal, K-6	\$24,787.50	\$24,787.50	(\$24,787.50)
01-2-02410-112-001	Salaries - Office Manager, 7-12	\$17,158.31	\$17,158.31	(\$17,158.31)
01-2-02410-112-003	Salaries - Office Manager, K-6	\$16,748.36	\$16,748.36	(\$16,748.36)
01-2-02410-221-001	Social Security - Principal, 7-12	\$1,883.01	\$1,883.01	(\$1,883.01)
01-2-02410-221-003	Social Security - Principal, K-6	\$1,883.01	\$1,883.01	(\$1,883.01)
01-2-02410-222-001	Social Security - Office Manager, 7	\$1,261.76	\$1,261.76	(\$1,261.76)
01-2-02410-222-003	Social Security - Office Manager, K	\$1,318.81	\$1,318.81	(\$1,318.81)
01-2-02410-231-001	Retirement - Principal7-12	\$2,002.81	\$2,002.81	(\$2,002.81)
01-2-02410-231-003	Retirement - Principal, K-6	\$2,002.85	\$2,002.85	(\$2,002.85)
01-2-02410-232-001	Employer Retirement - Office Mgr	\$1,386.39	\$1,386.39	(\$1,386.39)
01-2-02410-232-003	Employer Retirement - Office Mgr K	\$1,392.95	\$1,392.95	(\$1,392.95)
01-2-02410-281-001	Health Benefits - Principal, 7-12	\$4,795.47	\$4,795.47	(\$4,795.47)
01-2-02410-281-003	Health Benefits - Principal, K-6	\$4,795.47	\$4,795.47	(\$4,795.47)
01-2-02410-282-001	Health Benefits - Office Manager, 7	\$10,184.98	\$10,184.98	(\$10,184.98)
01-2-02410-282-003	Health Benefits - Office Manager, K	\$13,577.96	\$13,577.96	(\$13,577.96)
01-2-02410-291-001	Other Benefits - Principal, 7-12	\$15.00	\$15.00	(\$15.00)
01-2-02410-291-003	Other Benefits - Principal, K-6	\$15.00	\$15.00	(\$15.00)
01-2-02410-292-003	Other Benefits - Office Manager, K-	\$527.30	\$527.30	(\$527.30)
01-2-02410-580-001	Travel, 7-12	\$1,119.60	\$1,119.60	(\$1,119.60)
01-2-02410-580-003	Travel, K-6	\$1,119.60	\$1,119.60	(\$1,119.60)
01-2-02410-810-001	Dues and Fees, 7-12	\$322.50	\$322.50	(\$322.50)
01-2-02410-810-003	Dues and Fees, K-6	\$322.50	\$322.50	(\$322.50)
01-2-02510-315-001	Auditing, 7-12	\$6,459.85	\$6,459.85	(\$6,459.85)
01-2-02510-315-003	Auditing, K-6	\$6,459.85	\$6,459.85	(\$6,459.85)
01-2-02570-330-001	Personnel Services - Employee Training & Developmental Services, 7-12	\$132.40	\$132.40	(\$132.40)
01-2-02570-330-003	Personnel Services - Employee Training & Developmental Services, K-6	\$132.40	\$132.40	(\$132.40)
01-2-02570-643-001	Personnel Services - Web/Cloud Base Software, 6-12	\$2,479.28	\$2,479.28	(\$2,479.28)
01-2-02570-643-003	Personnel Services - Web/Cloud Base Software, Pk-5	\$2,479.28	\$2,479.28	(\$2,479.28)
01-2-02610-110-001	Salaries - Custodian, 7-12	\$21,627.96	\$21,627.96	(\$21,627.96)
01-2-02610-110-003	Salaries - Custodian, K-6	\$10,302.42	\$10,302.42	(\$10,302.42)
01-2-02610-220-001	Social Security - Custodian, 7-12	\$1,617.77	\$1,617.77	(\$1,617.77)
01-2-02610-220-003	Social Security - Custodian, K-6	\$763.71	\$763.71	(\$763.71)
01-2-02610-230-001	Retirement - Custodian, 7-12	\$1,747.54	\$1,747.54	(\$1,747.54)
01-2-02610-230-003	Retirement - Custodian, K-6	\$832.44	\$832.44	(\$832.44)
01-2-02610-280-001	Health Benefits - Custodian, 7-12	\$15,423.93	\$15,423.93	(\$15,423.93)
01-2-02610-280-003	Health Benefits - Custodian, K-6	\$6,417.22	\$6,417.22	(\$6,417.22)
01-2-02610-290-001	Other Benefits - Custodian, 7-12	\$32.50	\$32.50	(\$32.50)
01-2-02610-290-003	Other Benefits - Custodian, K-6	\$2.50	\$2.50	(\$2.50)
01-2-02610-410-001	Utility Services, 7-12	\$6,357.87	\$6,357.87	(\$6,357.87)
01-2-02610-410-003	Utility Services, K-6	\$2,032.92	\$2,032.92	(\$2,032.92)
01-2-02610-520-001	Insurance (Other Than Employee Benefits), 7-12	\$138.50	\$138.50	(\$138.50)
01-2-02610-520-003	Insurance (Other Than Employee Benefits), K-6	\$138.50	\$138.50	(\$138.50)
01-2-02610-610-001	Supplies, 7-12	\$7,497.39	\$7,497.39	(\$7,497.39)
01-2-02610-610-003	Supplies, K-6	\$6,032.03	\$6,032.03	(\$6,032.03)
01-2-02610-621-001	Utility Energy Services, 7-12	\$22,160.79	\$22,160.79	(\$22,160.79)
01-2-02610-621-003	Utility Energy Services, K-6	\$16,243.98	\$16,243.98	(\$16,243.98)
01-2-02620-110-001	Maintenance of Buildings - Regular Non-Instructional, 7-12	\$684.12	\$684.12	(\$684.12)
01-2-02620-110-003	Maintenance of Buildings - Regular Non-Instructional, K-6	\$19,944.96	\$19,944.96	(\$19,944.96)
01-2-02620-130-003	Maintenance of Buildings - Overtime Non-Instructional, K-6	\$161.51	\$161.51	(\$161.51)
01-2-02620-220-001	Maintenance of Buildings - Non-Instructional - Social Security, 7-12	\$23.11	\$23.11	(\$23.11)
01-2-02620-220-003	Maintenance of Buildings - Non-Instructional - Social Security, K-6	\$1,456.08	\$1,456.08	(\$1,456.08)
01-2-02620-230-001	Maintenance of Buildings - Non-Instructional - Retirement, 7-12	\$24.55	\$24.55	(\$24.55)

01-2-02620-230-003	Maintenance of Buildings - Non-Instructional - Retirement, K-6	\$1,538.07	\$1,538.07	(\$1,538.07)
01-2-02620-280-001	Maintenance of Buildings - Non-Instructional - Health Benefits, 7-12	\$73.23	\$73.23	(\$73.23)
01-2-02620-280-003	Maintenance of Buildings - Non-Instructional - Health Benefits, K-6	\$5,073.03	\$5,073.03	(\$5,073.03)
01-2-02620-290-001	Maintenance of Buildings - Non-Instructional - Other Benefits, 7-12	\$425.25	\$425.25	(\$425.25)
01-2-02620-290-003	Maintenance of Buildings - Non-Instructional - Other Benefits, K-12	\$455.26	\$455.26	(\$455.26)
01-2-02620-340-001	Maintenance of Buildings - Other Professional Services, 7-12	\$304.50	\$304.50	(\$304.50)
01-2-02620-340-003	Maintenance of Buildings - Other Professional Services, K-6	\$638.50	\$638.50	(\$638.50)
01-2-02620-430-001	Repairs and Maintenance Services, 7	\$165.00	\$165.00	(\$165.00)
01-2-02620-431-001	Non-Technology-Related Repairs and Maintenance, 7-12	\$32,152.58	\$32,152.58	(\$32,152.58)
01-2-02620-431-003	Non-Technology-Related Repairs and Maintenance, K-6	\$16,724.56	\$16,724.56	(\$16,724.56)
01-2-02620-610-001	Maintenance of Buildings - General Supplies, 7-12	\$1,098.18	\$1,098.18	(\$1,098.18)
01-2-02620-610-003	Maintenance of Buildings - General Supplies, K-6	\$952.68	\$952.68	(\$952.68)
01-2-02630-220-001	CARE & UPKEEP OF GROUNDS	\$484.73	\$484.73	(\$484.73)
01-2-02630-220-003	CARE & UPKEEP OF GROUNDS	\$484.71	\$484.71	(\$484.71)
01-2-02630-420-001	Care & Upkeep of Grounds - Cleaning Services, 7-12	\$752.24	\$752.24	(\$752.24)
01-2-02630-420-003	Care & Upkeep of Grounds - Cleaning Services, K-6	\$752.26	\$752.26	(\$752.26)
01-2-02630-431-001	Care & Upkeep of Grounds - Non-Technology Related Repairs & Maintenance, 7-12	\$3,530.00	\$3,530.00	(\$3,530.00)
01-2-02630-431-003	Care & Upkeep of Grounds - Non-Technology Related Repairs & Maintenance, K-6	\$560.00	\$560.00	(\$560.00)
01-2-02630-490-001	Care & Upkeep of Grounds - Other Purchases Property Services, 7-12	\$2,565.00	\$2,565.00	(\$2,565.00)
01-2-02630-610-001	Care & Upkeep of Grounds - Supplies, 7-12	\$4,099.24	\$4,099.24	(\$4,099.24)
01-2-02630-610-003	Care & Upkeep of Grounds - Supplies, K-6	\$523.66	\$523.66	(\$523.66)
01-2-02630-890-001	Care & Upkeep of Grounds - Miscellaneous Expenditures, 7-12	\$2,058.11	\$2,058.11	(\$2,058.11)
01-2-02630-890-003	Care & Upkeep of Grounds - Miscellaneous Expenditures, K-6	\$2,058.12	\$2,058.12	(\$2,058.12)
01-2-02670-350-001	Safety - Technical Services, 7-12	\$705.00	\$705.00	(\$705.00)
01-2-02670-350-003	Safety - Technical Services, K-6	\$786.00	\$786.00	(\$786.00)
01-2-02710-110-001	Bus Driver Salaries, 7-12	\$12,567.19	\$12,567.19	(\$12,567.19)
01-2-02710-110-003	Bus Driver Salaries, K-6	\$6,346.17	\$6,346.17	(\$6,346.17)
01-2-02710-220-001	Social Security Bus Drivers, 7-12	\$961.41	\$961.41	(\$961.41)
01-2-02710-220-003	Social Security Bus Drivers, K-6	\$485.46	\$485.46	(\$485.46)
01-2-02710-332-001	Mileage to Parents, 7-12	\$9,312.62	\$9,312.62	(\$9,312.62)
01-2-02710-332-003	Mileage to Parents, K-6	\$5,743.21	\$5,743.21	(\$5,743.21)
01-2-02710-430-001	Bus Repairs/Maintenance, 7-12	\$147.00	\$147.00	(\$147.00)
01-2-02710-626-001	Gasoline, 7-12	\$4,741.74	\$4,741.74	(\$4,741.74)
01-2-02710-626-003	Gasoline, K-6	\$4,741.64	\$4,741.64	(\$4,741.64)
01-2-02710-890-001	Miscellaneous Expenditures, 7-12	\$14.20	\$14.20	(\$14.20)
01-2-02730-431-001	Non-Technology-Related Repairs and Maintenance, 7-12	\$3,931.89	\$3,931.89	(\$3,931.89)
01-2-02730-431-003	Non-Technology-Related Repairs and Maintenance, K-6	\$188.14	\$188.14	(\$188.14)
01-2-03100-610-001	Food Services Operations	\$40.49	\$40.49	(\$40.49)
01-2-03535-111-001	HAL Teacher Salaries, 7-12	\$522.66	\$522.66	(\$522.66)
01-2-03535-221-001	Social Security HAL Teachers, 7-12	\$39.97	\$39.97	(\$39.97)
01-2-03535-231-001	Retirement - HAL - K-6	\$42.24	\$42.24	(\$42.24)
01-2-03540-111-003	State Early Childhood - Salaries of Regular Employees Paid to Teachers/Professional Staff, 0-5	\$21,419.28	\$21,419.28	(\$21,419.28)
01-2-03540-112-003	State Early Childhood - Salaries of Regular Employees Paid to Instructional Aides & Assistants, 0-5	\$12,001.21	\$12,001.21	(\$12,001.21)
01-2-03540-221-003	State Early Childhood - Social Security Payments for Teachers/Professional Staff, 0-5	\$1,614.51	\$1,614.51	(\$1,614.51)
01-2-03540-222-003	State Early Childhood - Social Security Payments for Instructional Aides & Assistants, 0-5	\$836.60	\$836.60	(\$836.60)
01-2-03540-231-003	State Early Childhood - Retirement Contributions for Teachers/Professional Staff, 0-5	\$1,730.70	\$1,730.70	(\$1,730.70)
01-2-03540-232-003	State Early Childhood - Retirement Contributions for Instructional Aides & Assistants, 0-5	\$883.31	\$883.31	(\$883.31)
01-2-03540-281-003	State Early Childhood - Health Benefits for Teachers/Professional Staff, 0-5	\$9,006.76	\$9,006.76	(\$9,006.76)
01-2-03540-282-003	State Early Childhood - Health Benefits for Instructional Aides & Assistants, 0-5,	\$12,401.20	\$12,401.20	(\$12,401.20)
01-2-03540-291-003	State Early Childhood - Other Employee Benefits Paid for Teachers/Professional Staff, 0-5	\$30.00	\$30.00	(\$30.00)
01-2-03540-292-003	State Early Childhood - Other Employee Benefits Paid for Instructional Aides & Assistants, 0-5	\$30.00	\$30.00	(\$30.00)
01-2-03540-591-003	State Early Childhood - Services Purchased From Another School District or Educational Services Agency Within the State, PK-6	\$109.36	\$109.36	(\$109.36)
01-2-03540-610-003	State Early Childhood - General Supplies, 0-5	\$2,311.45	\$2,311.45	(\$2,311.45)
01-2-03551-610-001	Career Education	\$5,574.27	\$5,574.27	(\$5,574.27)
01-2-06200-111-003	Title I, Part A Teacher Salaries, K	\$39,611.76	\$39,611.76	(\$39,611.76)
01-2-06200-113-003	Title I, Part A Substitute Salaries	\$1,650.00	\$1,650.00	(\$1,650.00)
01-2-06200-221-003	Social Security, Title I, Part A Te	\$3,005.58	\$3,005.58	(\$3,005.58)
01-2-06200-223-003	Social Security, Title I, Part Aide	\$126.24	\$126.24	(\$126.24)
01-2-06200-231-003	Retirement, Title I, Part A Teacher	\$3,200.64	\$3,200.64	(\$3,200.64)
01-2-06200-281-003	Health Benefits, Title I, Part A Te	\$13,538.08	\$13,538.08	(\$13,538.08)
01-2-06200-291-003	Other Benefits, Title I, Part A Tea	\$30.00	\$30.00	(\$30.00)
01-2-08000-912-001	Fund Transfer to Lunch Fund, 7-12	\$10,000.00	\$10,000.00	(\$10,000.00)
01-2-08000-912-003	Fund Transfer to Lunch Fund, K-6	\$10,000.00	\$10,000.00	(\$10,000.00)
06-2-03100-110-001	Food Service - Regular Employee, 7-	\$12,838.60	\$12,838.60	(\$12,838.60)
06-2-03100-110-003	Food Service - Reg Employee K-6	\$12,838.56	\$12,838.56	(\$12,838.56)
06-2-03100-220-001	FICA - Dist Share 7-12	\$982.19	\$982.19	(\$982.19)
06-2-03100-220-003	Fica-dist Share K-6	\$982.10	\$982.10	(\$982.10)

06-2-03100-230-001	Retirement - Dist share 7-12	\$684.61	\$684.61	(\$684.61)
06-2-03100-230-003	Retirement-dist Share K-6	\$684.63	\$684.63	(\$684.63)
06-2-03100-290-001	Other Benefits Food Service 7-12	\$18.00	\$18.00	(\$18.00)
06-2-03100-290-003	Other Benefits Food Serv K-6	\$18.00	\$18.00	(\$18.00)
06-2-03100-630-001	Expended Food 7-12	\$25,085.40	\$25,085.40	(\$25,085.40)
06-2-03100-630-003	Expended Food K-6	\$25,085.22	\$25,085.22	(\$25,085.22)
06-2-03100-643-001	Food Services Operations	\$473.72	\$473.72	(\$473.72)
06-2-03100-643-003	Food Services Operations	\$473.64	\$473.64	(\$473.64)
06-2-03100-950-003	Expended Food - Snacks K-6	\$3,578.01	\$3,578.01	(\$3,578.01)
08-2-05000-832-001	Debt Service - Interest on Long-Term Debt, 7-12	\$1,802.50	\$1,802.50	(\$1,802.50)
Sub Total		\$2,736,483.26	\$2,736,483.26	(\$2,736,483.26)

Chappell, Nebraska
February 10, 2026

A regular meeting of the Board of Education, School District #25, Chappell, Nebraska, was held on February 10, 2026, in the Library at the Creek Valley Elementary School. Notice of the meeting was published as required by law. The meeting was called to order at 6:00 p.m. by President Mashek.

The Pledge of Allegiance was recited by all present.

Present and voting were Board of Education members Doug Mashek, Deann Speirs, Troy Isenbart, Lucas Hanson and Matt Klingman. Also present were Superintendent, Loren Engel; Principal, Barry Schaeffer; and Business Manager, Carrie Lutkehus.

T. Isenbart moved to excuse S. Owen from the meeting. D. Spiers seconded the motion. Voice vote indicated the motion was approved and S. Owen is excused from the meeting.

L. Hanson moved to accept the consent agenda as presented. D. Speirs seconded the motion. Personnel Recommendations: No Hiring, One Resignation: Katelin Riley - 1st Grade (.5 FTE)

Financial Reports
Minutes of the January 13, 2026, Regular Board Meeting
Approval of General Fund Bills:

20/20 TECHNOLOGIES LLC	Monthly Tech Support	\$3,733.88
BLACK HILLS ENERGY	Monthly Energy Bill	\$4,734.69
BLUFFS FACILITY SOLUTIONS	Custodial Supplies	\$1,383.97
CENTURYLINK	Local Phone Service	\$178.68
CHAPPELL LUMBER	Maintenance & Repair	\$1,024.40
CHAPPELL REGISTER	Printing & Advertising	\$146.83
CHAPPELL SUPER FOODS	Food Supplies	\$108.98
Container ONE	20' Standard Container	\$3,591.00
CRANMORE	Pest Control	\$320.00
LUNCH FUND	CVELC Meals	\$1,436.60
LUNCH FUND	PreK Meals	\$138.80
DAS STATE ACCOUNTING	Networking Fees	\$317.87

EAKES OFFICE SOLUTIONS	Copy & Fax Charges	\$1,599.83
ESU #13	SPED Services	\$6,488.26
First Semester Mileage	Paid to Parents/Guardians	\$15,390.99
HANSEN'S PETROLEUM LLC	Fuel	\$1,428.30
HOMETOWN LEASING	Copier Lease	\$536.00
Ideal Linen Supply	Custodial Supplies	\$1,019.96
MATHESON TRI-GAS INC	Welding Supplies	\$437.15
MCI	Long Distance	\$80.41
MUNICIPAL UTILITIES	Utilities	\$4,935.36
NACIA	2025-26 Membership - AM	\$40.00
NASB	Membership Dues	\$4,226.00
NASB ALICAP	2024-2025 WC Premium Adjustment	\$277.00
Nebraska State Fire Marshal Agency	Annual Boiler Inspection	\$81.00
OCCUPATIONAL THERAPY SERV, LLC	OT Services	\$2,091.00
PREMIER AUTO PARTS-SERVICE	Maintenance Supplies	\$48.11
PROTEX CENTRAL, INC	Fire Alarm Inspection & Service	\$578.00
Riverside Insights	Assessments	\$563.82
SUPERIOR TEXT	Instructional Materials	\$323.40
US Bank	CC Bill	\$22,394.51
Valley Repair	HS Supplies	\$852.80
WAGeworks	CAFETERIA FUND FEES	\$107.75
	Sub Total	\$80,615.35

Option Enrollment: None in, None out
Voice vote indicated motion carried.

There was no audience communication.

Dr. L. Engel invited Maintenance Supervisor Sam Cheramie to share an update on recent projects and then he presented the remainder of the Superintendent's Report. This included an update on hiring and open positions, providing information about a 4-day school week schedule, and noting some dates in the upcoming 26-27 school year calendar.

B. Schaeffer presented the Principal's Report, making specific note about the Parent/Teacher Conferences on Thursday Feb. 12th and Teacher In-Service on Monday Feb. 16th.

For Committee Reports, the Negotiations Committee has finished its work on negotiations, and the Transportation Committee mentioned the possibility of looking for another school van.

M. Kling moved to accept the 2026-2027 CVEA Contract. D. Speirs seconded the motion. A voice vote indicated the motion carried and the 2026-2027 CVEA Contract was approved.

Following discussion, the Board tabled action on the 2026-2027 and 2027-2028 Hourly Employee Salary Framework and requested a new proposal be brought for action at a future meeting.

L. Hanson moved to accept the recommendations for Classified Employee Health Insurance Offerings for New Employees in 2026-2027 as presented. D. Speirs seconded the motion. A voice vote indicated the motion carried and the 2026-2027 Classified Employee Health Insurance Offering for New Employees was approved.

M. Klingman moved and D. Speirs seconded a motion to approve the policies as presented. Voice vote indicated motion carried.

No Executive Session was needed.

M. Klingman moved and L. Hanson seconded a motion to adjourn the meeting. Voice vote indicated the motion carried and the meeting adjourned at 7:40p.m.

The next regular meeting will be held on March 10, 2026, at Creek Valley Elementary School.

Troy Isenbart, Secretary

Creek Valley Public Schools

Check Listing Report_General Fund

Payee	Description	Amount
20/20 TECHNOLOGIES LLC	Monthly Tech Support	\$3,214.20
AD ELECTRIC LLC	Electrical - Circuit Install	\$1,550.58
ADRIAN NEL	First Semester Mileage	\$355.51
ALFRED PUBLISHING-PERMISSIONS	Photocopy Permissions	\$30.00
ALIENS AND STRANGERS MUSIC	Instruments	\$5,134.87
ALL STAR AUTO GLASS	Windshield Repair	\$59.95
BEST PLUMBING	HVAC unit - HS	\$720.00
BLACK HILLS ENERGY	Monthly Energy Bill	\$5,096.06
BLUFFS FACILITY SOLUTIONS	Custodial Supplies	\$1,909.77
CENTURYLINK	Local Phone Service	\$178.68
CHAPPELL LUMBER	Maintenance & Repair	\$758.18
CHAPPELL REGISTER	Printing & Advertising	\$93.25
CHAPPELL SUPER FOODS	CVS Account #3310	\$302.54
CRANMORE PEST CONTROL	Pest Control	\$320.00
CREEK VALLEY ACTIVITY FUND	General Fund Transfer	\$20,000.00
CREEK VALLEY SCHOOLS - LUNCH FUND	CVELC Meals	\$700.20
CREEK VALLEY SCHOOLS - LUNCH FUND	PreK Meals	\$113.50
DAS STATE ACCOUNTING	Networking Fees	\$317.87
EAKES OFFICE SOLUTIONS	Fax Charges	\$41.99
ESSENTIAL SCREENS	Background Checks	\$161.00
Esu #13	ESU 13 SPED Services	\$8,722.52
FOLLETT SCHOOL SOLUTIONS	Software Subscription (ES&HS)	\$1,671.36
FREEMAN LINEBACK	Mileage	\$2,468.80
HANSEN'S PETROLEUM LLC	Fuel	\$1,520.50
HODGES IRRIGATION	Track Timing Wire Install	\$944.00
HOLIDAY INN-KEARNEY NE	Board Member Lodging	\$129.95
HOMETOWN LEASING	Copier Lease	\$536.00
Ideal Linen Supply	Custodial Supplies	\$1,537.59
JIM WAY	First Semester Mileage	\$753.94
KATIE RANKIN	First Semester Mileage	\$335.16
MATHESON TRI-GAS INC	Welding Supplies	\$437.15
MATHESON TRI-GAS INC	Welding Supplies	\$238.47
Mcgraw-hill, Inc.	Textbooks	\$415.13
MCI	Long Distance	\$73.47
MUNICIPAL UTILITIES	Utilities	\$6,105.39
NASB	Board Leadership Survey & Training	\$670.00
NASSP	National Honor Society Affiliation 26/27	\$385.00
Nebraska Dept Of Labor	Unemployment Benefits Q3/2025	\$202.16
Nebraska Print Works	Conference Banners	\$1,167.44
OCCUPATIONAL THERAPY SERVICES, LLC	OT Services	\$1,886.00
Plank Road Publishing	K-6 Music Supplies	\$251.44
POPPE'S	Bus Repair	\$843.21
PREMIER AUTO PARTS AND SERVICE	Maintenance Supplies	\$164.88
QUADIENT LEASING USA, INC	Postage Machine Rental	\$405.00
RON's CHAPPELL AUTO REPAIR	Vehicle Maintenance	\$1,559.00
SHONDA RUSSELL	Reimbursement	\$156.00
Sidney Glass	Supply and Install	\$1,867.98
SWEET ICE LLC	Honor Roll Expense	\$149.95
VOYAGER SOPRIS LEARNING	Reading/Math Materials	\$60.00
WAGEWORKS	CAFETERIA FUND FEES	\$107.75
WENDY BURGMAN	Reimbursement	\$64.50
WESTERN NEBRASKA ADMINISTRATORS	Admin Dues	\$150.00
Sub Total		\$77,037.89

CREEK VALLEY PUBLIC SCHOOLS**2025 - 2026 Enrollment Statistics**

	<u>Male</u>	<u>Female</u>	<u>Total</u>
Childcare - Infants	3	5	8
Childcare - Toddlers	4	5	9
Preschool and Childcare	5	4	9
Preschool Only	8	8	16
PreK TOTALS	20	22	42
	<u>Male</u>	<u>Female</u>	<u>Total</u>
Kindergarten	7	2	9
Grade 1	3	7	10
Grade 2	5	6	11
Grade 3	6	7	13
Grade 4	7	8	15
Grade 5	11	8	19
ELEMENTARY TOTALS	39	38	77
	<u>Male</u>	<u>Female</u>	<u>Total</u>
Grade 6	5	14	19
Grade 7	11	8	19
Grade 8	7	3	10
Grade 9	7	6	13
Grade 10	6	3	9
Grade 11	8	5	13
Grade 12	12	7	19
MIDDLE / SECONDARY TOTALS	56	46	102
NEW K-12 TOTALS	95	84	179
Previous Totals	95	84	179
Difference	0	0	0

THE TRUTH ABOUT ACEs

WHAT ARE THEY?

ACEs are
ADVERSE
CHILDHOOD
EXPERIENCES

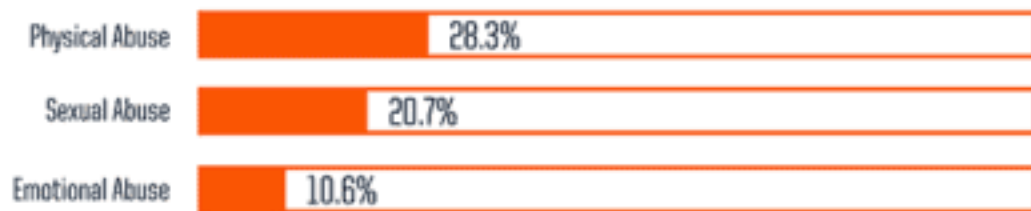
The three types of ACEs include

ABUSE	NEGLECT	HOUSEHOLD DYSFUNCTION	
Physical	Physical	Mental Illness	Incarcerated Relative
Emotional	Emotional	Mother treated violently	Substance Abuse
Sexual		Divorce	

HOW PREVALENT ARE ACEs?

The ACE study* revealed the following estimates:

ABUSE

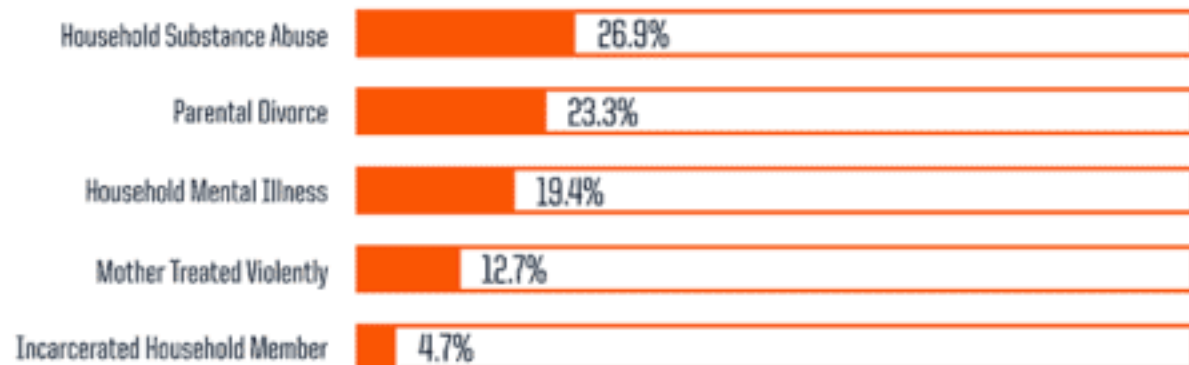


percentage of study participants that experienced a specific ACE

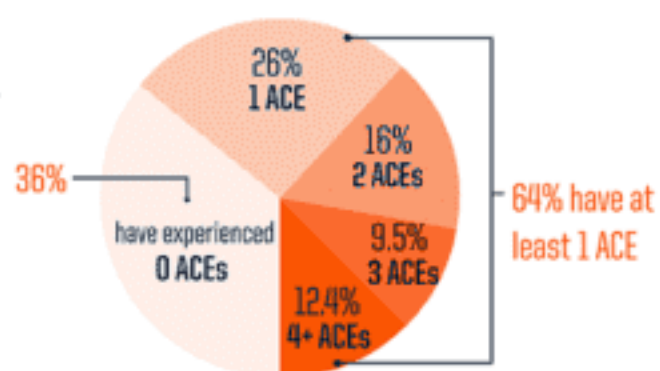
NEGLECT



HOUSEHOLD DYSFUNCTION



Of 17,000 ACE study participants:



WHAT IMPACT DO ACEs HAVE?

As the number of ACEs increases, so does the risk for negative health outcomes



Possible Risk Outcomes:

BEHAVIOR				
Lack of physical activity	Smoking	Alcoholism	Drug use	Missed work
PHYSICAL & MENTAL HEALTH				
Severe obesity	Diabetes	Depression	Suicide attempts	STDs
Heart disease	Cancer	Stroke	COPD	Broken bones

Adverse Childhood Experience Questionnaire for Adults

California Surgeon General's Clinical Advisory Committee



Our relationships and experiences—even those in childhood—can affect our health and well-being. Difficult childhood experiences are very common. Please tell us whether you have had any of the experiences listed below, as they may be affecting your health today or may affect your health in the future. This information will help you and your provider better understand how to work together to support your health and well-being.

Instructions: Below is a list of 10 categories of Adverse Childhood Experiences (ACEs). From the list below, please place a checkmark next to each ACE category that you experienced prior to your 18 th birthday. Then, please add up the number of categories of ACEs you experienced and put the <i>total number</i> at the bottom.	
1. Did you feel that you didn't have enough to eat, had to wear dirty clothes, or had no one to protect or take care of you?	<input type="checkbox"/>
2. Did you lose a parent through divorce, abandonment, death, or other reason?	<input type="checkbox"/>
3. Did you live with anyone who was depressed, mentally ill, or attempted suicide?	<input type="checkbox"/>
4. Did you live with anyone who had a problem with drinking or using drugs, including prescription drugs?	<input type="checkbox"/>
5. Did your parents or adults in your home ever hit, punch, beat, or threaten to harm each other?	<input type="checkbox"/>
6. Did you live with anyone who went to jail or prison?	<input type="checkbox"/>
7. Did a parent or adult in your home ever swear at you, insult you, or put you down?	<input type="checkbox"/>
8. Did a parent or adult in your home ever hit, beat, kick, or physically hurt you in any way?	<input type="checkbox"/>
9. Did you feel that no one in your family loved you or thought you were special?	<input type="checkbox"/>
10. Did you experience unwanted sexual contact (such as fondling or oral/anal/vaginal intercourse/penetration)?	<input type="checkbox"/>
Your ACE score is the total number of checked responses	

Do you believe that these experiences have affected your health?

Not Much Some A Lot

Experiences in childhood are just one part of a person's life story.
There are many ways to heal throughout one's life.

Please let us know if you have questions about privacy or confidentiality.

Classified Compensation Proposal
March 2026

- 1) Creek Valley's base salary will be the Nebraska minimum wage. This is set to become \$15.27 on January 1, 2027. We would adjust to this amount for the 26-27 school year.
- 2) Based on evaluated performance, classified employees will receive an annual increase of 0% to 3%. This will be determined collaboratively by the superintendent and PK-12 principal. Evaluations for the current school year will determine an increase, if any, for the 26-27 school year.



RNJ Trenchless Inc / Nuflow Nebraska

ESTIMATE	#699
ESTIMATE DATE	Feb 18, 2026
EXPIRATION DATE	Mar 11, 2026

Creek Valley Public Schools
 Creek Valley Public Schools
 551 Hayward Ave
 Chappell, NE 69129

(706) 429-3353
 sam.cheramie@cvsstorm.com

CONTACT US

2707 Mesa St
 Bellevue, NE 68123

(402) 909-3149
 Virginia@nuflownebraska.com

ESTIMATE

Option #1

Services	qty	unit price	amount
Cleaning / Lining - Services 1.) Clean, descale and prep sewer line 2.) Apply 61' of 4" CIPP structural liner - cut 4 / 6" clay tile to access sewer pipe ** Does not include digging 4'x4' outside to access sewer line **	1.0	\$15,555.00	\$15,555.00
Cleaning / Lining - Reinstating Reinstatement Connection Lines	4.0	\$575.00	\$2,300.00
Travel - Travel Travel, per diem, hotel (3 guys)	1.0	\$3,300.00	\$3,300.00
Before / After Video - Before / After Video Before / After videos of job (sent once invoice is paid in full)	1.0	\$0.00	\$0.00
Warranty (10 year Commercial) - Commercial Warranty 10 Year Commercial Warranty	1.0	\$0.00	\$0.00

Services subtotal: \$21,155.00

Subtotal \$21,155.00

Total \$21,155.00

Option #2

Services	qty	unit price	amount
Cleaning / Lining - Services 1.) Clean, descale and prep line 2.) Apply 100' of 4/6" CIPP structural liner - from 4" stack to 6" clay tile outside of the building ** Does not include digging 4'x4' outside to access sewer line **	1.0	\$25,000.00	\$25,000.00
Cleaning / Lining - Reinstating	4.0	\$575.00	\$2,300.00

Reinstate Connection Lines

Travel - Travel	1.0	\$3,300.00	\$3,300.00
Travel, per diem, hotel (3 guys)			

Services subtotal: \$30,600.00

Subtotal \$30,600.00

Total \$30,600.00

Option #3

Services	qty	unit price	amount
Cleaning / Lining - Services	1.0	\$6,500.00	\$6,500.00
1.) Clean and prep from roof vent stack to PVC 2.) Apply 20-25' of 4" CIPP structural liner			
Cleaning / Lining - Reinstating	2.0	\$575.00	\$1,150.00
Reinstate Connection Lines			
Travel - Travel	1.0	\$3,000.00	\$3,000.00
Hotel / Per diem (2 guys)			
Before / After Video - Before / After Video	1.0	\$0.00	\$0.00
Before / After videos of job (sent once invoice is paid in full)			
Warranty (10 year Commercial) - Commercial Warranty	1.0	\$0.00	\$0.00
10 Year Commercial Warranty			

Services subtotal: \$10,650.00

Subtotal \$10,650.00

Total \$10,650.00

** 1.5% interest will be added to all balances not paid by the invoice due date **

Principal Board Report
March 9, 2026

We wrapped up the third quarter on March 6, which means we are officially in the final stretch of the school year. Students have until March 16 to turn in missing work or complete corrective actions to improve their grades.

At this point, we have very few students in danger of failing the quarter. That is a real accomplishment. While not every student is at a C or above—which is always my preference—most of those who are struggling are sitting at higher D's and are in a position to pull those grades up next quarter. Our continued focus is to avoid the need for credit recovery whenever possible. I am very pleased with the academic growth we are seeing.

Regarding our CTE ReVision/ReFresh process, the committee has done strong work finalizing our documentation. This process is directly tied to qualifying for state and federal funding, so it is important that we do it well. We are also working to streamline our systems so the next cycle is more efficient. We added Shaunna Mashek, Jena Hansen, and Mrs. Koenen to our advisory committee, and their insight has been helpful. I would welcome any suggestions from the board for additional community members or employers who could strengthen our advisory conversations.

Mrs. Mueller and I met with ESU 13 to begin developing a Professional Development plan for next year. After gathering teacher feedback, three key focus areas emerged: formative assessment, scaffolding and differentiation, and writing across instruction. We also discussed paraprofessional training and ways to reinvigorate our HAL program. It was a productive meeting, and we will be putting together a clear PD plan for next year. We are also encouraging staff to share strategies and tools with one another, so we continue building internal capacity.

Finally, we are keeping ADA compliance on our radar, especially as it relates to technology and communication. I will attend training on May 26 to ensure we are aligned with requirements and positioned well moving forward.

Overall, we are in a strong place academically and are being intentional about systems and planning as we head into the final quarter.