

**MALCOLM PUBLIC SCHOOLS, DISTRICT #148**  
**BOARD OF EDUCATION REGULAR MEETING AGENDA**  
**Monday, November 15, 2021 7:00 PM**  
**SCHOOL DISTRICT BOARD ROOM**

{{Name: Agenda Item Name}}

1. **Call Regular Board Meeting to Order - Roll Call**
2. **Consent Agenda**
3. **Communication From the Public: Communications in general or about a specific agenda item.**
4. **Unfinished Business**
5. **New Business**
  - 5.1. Discuss, Consider and Take All Necessary Action in Approving the Annual Report
  - 5.2. Discuss, Consider and Take All Necessary Action Concerning the 2020-2021 Auditor's Report.
  - 5.3. Discuss, Consider and Take All Necessary Action in Approving the 2022-2023 Malcolm Public Schools Academic Calendar.
  - 5.4. Discuss, Consider and Take All Necessary Action Regarding Bus #10
  - 5.5. Discuss, Consider and Take All Necessary Action on Purchasing a Work Truck
6. **Reports and Discussion Topics**
  - 6.1. Administration Reports and Discussion Topics
    - 6.1.A. Update on the Branding Initiative
    - 6.1.B. Principals
    - 6.1.C. Superintendent
7. **Adjournment**

**NOTICES:**

**COPY OF OPEN MEETINGS ACT:** The Board of Education makes available at least one current copy of the Open Meetings Act posted in the meeting room at a location accessible to members of the public. The Act is posted on the Bulletin Board on the North wall of the meeting room.

**INSTRUCTIONS FOR THOSE WHO WISH TO SPEAK DURING PUBLIC FORUM:**

**Getting Started:** The Board of Education will receive public comment on individual agenda items or communication from any district patron on any issue. When it is your turn to speak during the “Communications from the Public” portion of the agenda, please come forward to the table situated immediately in front of the Board, sign your name and address on the sign-in sheet and state your name to the Board of Education.

**Time Limit:** You may speak one time, but please limit comments to 5 minutes or less.

**Personnel or Student Topic:** If you are planning to speak about a personnel or student matter involving an individual, please understand that our policies require that such concerns initially be directed to the administration for consideration. Board members will generally not respond to any questions you ask or comments you may make about individual staff members or students. You are cautioned that slanderous comments are not protected just because they are made at a Board of Education meeting.

**General Rules:** Please remember that this is a public meeting for the conduct of the business of the Board of Education. Offensive language, personal attacks and hostile conduct will not be tolerated.

SCHOOLS

BY: MALCOLM PUBLIC

BOARD OF EDUCATION

# Lancaster County School District #148

## Cash Receipts Item Report

[Cycle Name]: "FY21-22"; Created On: 11/12/2021 4:33:00 PM

Receipt Number	Customer Name	Description	Date Received	Receipt Amount
LancOct21	Lancaster County Treasurer	Local Collections	10/31/2021	\$4,878.88
Oct21Int	NDSLAF Special Bldg	OctInt.	10/31/2021	\$14.57
SewOct21	Seward County Treasurer	Local Collections	10/31/2021	\$906.46
				<b>\$5,799.91</b>

# Lancaster County School District #148

## Cash Receipts Item Report

[Cycle Name]: "FY21-22"; Created On: 11/12/2021 4:30:55 PM

Receipt Number	Customer Name	Description	Date Received	Receipt Amount
21-008	Patrons/Students	CPR Ceritfication	10/22/2021	\$64.00
21-009	Sadoff & Rudoy	Recycled Metal	10/22/2021	\$76.65
21-010	Malcolm Mateys, LLC	Before/After School Rental	10/22/2021	\$740.40
21-011	Patrons/Students	Option Bus Fee	10/22/2021	\$150.00
21-012	Patrons/Students	Preschool Tuition	10/22/2021	\$1,380.00
21-013	Patrons/Students	BCCS	10/22/2021	\$2,523.12
21-014	Malcolm Lunch Fund	Malcolm Lunch NEIT, IRS, FICA	10/22/2021	\$5,807.83
LancOct21	Lancaster County Treasurer	Local Collections	10/15/2021	\$56,940.17
Lunch Payroll	Malcolm Lunch Fund	October Lunch	10/22/2021	\$9,955.44
Oct- Efunds	Patrons/Students	Preschool Tuition	10/29/2021	\$1,150.00
Oct21State	State of Nebraska	Oct State Aid	10/29/2021	\$383,689.00
OctStifitINT	Union Bank Interest	Oct STIFIT Int.	10/29/2021	\$18.34
SEWoct21	Seward County Treasurer	Local Collections	10/29/2021	\$6,583.85
				<b>\$469,078.80</b>

# Lancaster County School District #148

## Cash Receipts Item Report

[Cycle Name]: "FY21-22"; Created On: 11/12/2021 4:29:52 PM

Receipt Number	Customer Name	Description	Date Received	Receipt Amount
20-070	Patrons/Students	Student Lunch	10/22/2021	\$191.00
20-071	Patrons/Students	Student Lunch	10/22/2021	\$542.50
20-073	Patrons/Students	Patrons/Lunch	10/22/2021	\$159.15
Oct21Efun	Patrons/Students	Student Lunches	10/29/2021	\$1,890.10
State of Neb SSO Lunch	State of Nebraska	SSO Lunch Program	10/20/2021	\$34,395.46
State of Neb.	Patrons/Students	SSO Lunch/Breakfast	11/10/2021	\$50,299.69
StifitOct21	Union Bank Interest	StifitInterest	10/31/2021	\$0.39
				<b>\$87,478.29</b>

The Board of Education, School District #148, Lancaster County, Nebraska met on October 18, 2021 at 7:00PM in open and public session at 10004 NW 112th St., Malcolm, Nebraska. The Notice of the meeting was published in the minutes of the September 15, 2021 meeting of the Board, in the September 30, 2021 issue of "The Clipper" and the Seward Independent of October 13 2021. Board members present were: Michelle Bice, William England, Chandler Kramer, Tony Nutter, Amy Spellman, Ed Swotek. Administrators present were Ryan Terwilliger, Greg Adams, Amber Dolliver. Chairwoman Bice called the meeting to order at 7:00PM and noted that the Open Meetings Act is posted on the north wall of the meeting room. Nutter moved, seconded by England, to approve the Consent Agenda. Mrs. Blair presented an updated list of bills and reviewed bills and receipts. Voting by roll call: AYES- England, Kramer, Nutter, Spellman, Swotek, Bice, NAYS- None. Motion passed.

Communications from The Public-  
Mattie Kucera gave a Student Council Update.

Unfinished Business – None

New Business

Swotek moved, seconded by Kramer, to Discuss, Consider and take all Necessary Action in Activating the Teachers Early Retirement Incentive Policy #4750. Voting by roll call: AYES- Kramer, Nutter, Spellman, Swotek, Bice, England, NAYS- None. Motion passed.

Nutter moved, seconded by England, to Discuss, Consider and take all Necessary Action in Recognizing MEA as the Exclusive Bargaining Agent for the Non- Supervisory Certificated Staff for the 2023-2024 School Year. Voting by roll call: AYES- Nutter, Spellman, Swotek Bice, England, Kramer. NAYS-None. Motion passed.

Financial Summary  
10/18/2021

School Accounts	General	Lunch	Activity	Bus Deprec	Student Fees
Previous Bal 9/01/2021	\$1,963,194.72	\$53,671.32	\$218,119.24	\$167,748.59	\$32,807.00
Receipts - Sept 2021	\$643,276.06	\$12,595.30	\$36,983.16	\$2.02	\$1,590.00
Disbursements- Sept 2021	\$708,330.30	\$48,338.52	\$32,332.63	\$0.00	\$0.00
Cash in Cking 9/31/2021	\$433,064.67	\$4,864.89	-\$2,117.66	\$10,861.09	\$34,397.00
Invested: Sept 2021	\$1,465,075.81	\$13,063.21	\$224,887.43	\$156,889.52	

Lanc. Co. Treasurer:	General	Bond	QCPUF	Spc Bldg
Previous Bal 9/1/2021	\$172,276.00	\$15,578.87	\$0.00	\$21,602.40
Receipts - Sept 2021	\$57,260.62	\$3,279.02	\$0.00	\$4,926.45
Disbursements Sept 2021	\$172,596.45	\$15,610.50	\$0.00	\$21,649.97
Cash on Hand 9/31/2021	\$56,940.17	\$3,247.39	\$0.00	\$4,878.88

NSDLAF (Investment)	Spc Bldg	Bond Fund	QCPUF Checking
Previous Bal 9/1/2021	\$1,379,957.11	\$267,937.13	\$60,340.81
Receipts Sept 2021	\$24,577.91	\$17,555.47	\$0.00
Disbursements Sept 2021	\$0.00	\$0.00	\$0.00
Cash on Hand 9/31/2021	\$1,404,535.02	\$285,492.60	\$60,340.81

Administrative Reports-

Mr. Greg Adams, Jr/Sr. High School Principal

- Start of 2nd Quarter starting out great!
- Finished up State Softball, preparing for Football and Volleyball finals.
- Career day for 9-12 graders coming up Oct 27th- afternoon will be focused on breakout sessions and team building skills.

Mrs. Amber Dolliver, Westfall Elementary Principal

- Preparing for our NDE School Improvement External Visit this happens every five years and we set school wide goals.
- Teachers are spending our 1/2 day professional development days preparing for the external visit and we look at our goals, student data and our instruction and curriculum.
- Some random cases of Covid are popping up, but not concerning.


Superintendent Ryan Terwilliger

- Esser III approved for the Rough Draft – money will be used for laptops, reading curriculum and sound fields.
- Lunch changes – dealing with supply chain issues. Increased additional extra lunch count from 30 to 45. Hoping for additional a la cart items for purchase.
- Once fall sports are wrapped up develop a branding team.
- Update on the Strategic Planning Process

Mr. Swotek updated the board on NASB Issues.

With no further business before the Board, England moved, seconded by Kramer, to adjourn by acclamation. Chairwoman Bice declared the meeting adjourned at 7:50PM.

Respectfully submitted,



Alison Blair  
Recording Secretary

The next regular meeting of the Board will be Monday, November 15, 2021 at 7:00PM at the District Board Room, 10004 NW 112th St., Malcolm, NE. The agenda will be published the Friday before each meeting.

	A	B	C
1	<b>GENERAL FUND EXPENDITURES</b>		
2	<b>November 15, 2021</b>		
3	Payroll	\$ 308,729.92	Payroll Expenses/Benefits
4	AAF International	\$ 514.37	Air Filters
5	Apple	\$ 33,985.50	Apple Pencil/iPads
6	Awards Unlimited	\$ 37.00	Unified Bowling Awards
7	Balfour	\$ 438.82	Diploma Covers
8	briQht media	\$ 60.00	Speech Sound Disorder Series
9	Butterfield, Gayle	\$ 6,227.40	SPED Services
10	Central Nebraska Rehabilitation Services	\$ 332.16	Vision SPED Services
11	Concentra	\$ 128.00	Hep B Vacc Series
12	Coufal, Matt	\$ 8.75	Reimbursement for Parking
13	Dietze Music	\$ 308.00	Flute
14	Diversified Drug Testing LLC	\$ 60.00	Random Membership Contract
15	ESU6	\$ 510.94	Qrtly Psych/OT/Hearing/SP/Tech Hosting
16	Eakes Office Solutions	\$ 228.99	Fax Services/ Staples
17	Electrical Engineering & Equipment Co	\$ 157.40	Electrical Supplies
18	Fastenal	\$ 4.20	Wire Connector
19	First Concord Group	\$ 85.00	Flex 125 Adm Fee
20	Frank, Kelly	\$ 28.24	Reimb. For Career Fair Supplies
21	Glass Edge of Lincoln Inc	\$ 19,800.00	Aluminum Entrance System
22	Heffelfinger, Ami	\$ 3,156.96	Psychotherapy Services
23	Hillyard	\$ 1,252.03	Custodial Supplies/Gym Floor Prep Coat/
24	Hometown Leasing	\$ 665.74	Monthly Copier Leases
25	JW Pepper	\$ 320.33	Sheet Music
26	Kiner Supply	\$ 6,637.50	Touchless Sensor Flush Toilets
27	Lancaster Co. Sheriff's Office	\$ 16,878.16	Annual Base Contract 20-21
28	Mahoney, Doug	\$ 142.24	Mileage Reimbursement
29	Meehl, Jan	\$ 519.04	SPED Services
30	Menards	\$ 260.33	Maintenance Supplies
31	NASB	\$ 2,152.00	State Education Conference
32	NCSA	\$ 1,101.00	Dues/Tech Conference
33	Nebraska Landscape Solutions	\$ 910.04	Grub Control
34	Neemann Refuse Inc.	\$ 682.00	Refuse Service for September/October
35	Nifco	\$ 273.89	PIV Tamper Switch/Labor
36	Norris Public Power	\$ 12,000.00	Electric Service
37	OneSource	\$ 45.00	Background Checks
38	Otte Oil and Propane	\$ 1,573.47	Propane
39	Perry Law Firm		School Lawyer
40	Pineapple Appeal	\$ 246.13	FCS Supplies
41	Pritchett, Troy	\$ 770.00	Fall Semester Mileage
42	Robotham, Evaline	\$ 202.16	Mileage Reimbursement
43	Ron's Rolloffs Inc.	\$ 1,070.31	Box and Dump Fee
44	SEI	\$ 1,458.75	Electric Strike Surface Mount/Labor
45	Seward County Independent	\$ 3.27	Legal Mtg. Notice
46	Start 2 Sew	\$ 107.22	FCS Supplies
47	Super Saver	\$ 320.34	Sped/FCS Supplies
48	Techmasters	\$ 359.83	Drink Fountain Repair
49	TSA	\$ 83.33	Retirement Plan Administration
50	Tobey, Dustin	\$ 53.13	Parking and Mileage Reimbursement
51	Tractor Supply Co.	\$ 396.49	Maintenance Supplies
52	Trane	\$ 151.97	Defective Thermostat
53	Truck Center Companies	\$ 148.00	Bus#10 Checked Codes
54	Ty's Outdoor Power & Service	\$ 41.45	Maintenance Supplies
55	Unite Private Networks	\$ 696.44	Distance Learning Cable
56	Verizon	\$ 153.36	Cellphone Service
57	Village of Malcolm	\$ 9,253.82	Water/Sewer Service
58	Visa	\$ 2,016.66	Food Handler Permits/SPED Speech/Aerator

	A	B	C
59	Walmart	\$ 521.46	Food/FCS Supplies
60	Wex	\$ 3,006.41	School Vehicle Fuel
61	Wilkins, Sharon	\$ 80.64	Mileage Reimbursement
62	Windstream	\$ 861.57	Phone Service
63		\$ 442,217.16	Total
64			
65	Out of Cycle Checks		
66	US Post Office		Clipper/Brd Minute Postage
67	Interstate Studios	\$ 607.60	Student Planners
68	DAS State of Neb.,	\$ 259.49	Hosting Services
69	Atchi		
70		\$ 867.09	Total
71	<b>School Lunch Fund</b>		
72	Payroll	\$ 9,552.33	Payroll Expenses
73	Bimbo Bakeries USA	\$ 476.00	Baked Foods
74	Broughton, Danni	\$ 31.95	Reimburse for Special Diet Foods
75	CashWa Foods	\$ 22,889.21	Food/Containers
76	DFA Dairy Brands	\$ 2,784.06	Milk
77	Earthgrains Baking Company	\$ 1,104.69	Baked Lunch Supplies
78	Pepsi-Cola of Lincoln	\$ 140.25	Aquafina
79	Super Saver	\$ 120.65	Special Diet
80	Techmasters	\$ 273.09	Walkin Freezer Thermometer
81	US Foods	\$ 2,795.80	Food/Containers
82		\$ 40,168.03	Total
83			
84	<b>Special Building Fund</b>		
85	Midwest Tennis & Track	\$ 124,908.00	Track Resurfacing
86			
87	<b>Bond Fund</b>		
88	BOK Financial	\$ 187,855.00	Bond Payment Interest and Principal

**Financial Summary**  
**10/18/2021**

<b>School Accounts</b>	<b>General</b>	<b>Lunch</b>	<b>Activity</b>	<b>Bus Deprec</b>	<b>Student Fees</b>
Previous Bal 9/01/2021	\$1,963,194.72	\$53,671.32	\$218,119.24	\$167,748.59	\$32,807.00
Receipts - Sept 2021	\$643,276.06	\$12,595.30	\$36,983.16	\$2.02	\$1,590.00
Disbursements- Sept 2021	\$708,330.30	\$48,338.52	\$32,332.63	\$0.00	\$0.00
Cash in Cking 9/31/2021	\$433,064.67	\$4,864.89	-\$2,117.66	\$10,861.09	\$34,397.00
Invested: Sept 2021	\$1,465,075.81	\$13,063.21	\$224,887.43	\$156,889.52	

<b>Lanc. Co. Treasurer:</b>	<b>General</b>	<b>Bond</b>	<b>QCPUF</b>	<b>Spc Bldg</b>
Previous Bal 9/1/2021	\$172,276.00	\$15,578.87	\$0.00	\$21,602.40
Receipts - Sept 2021	\$57,260.62	\$3,279.02	\$0.00	\$4,926.45
Disbursements Sept 2021	\$172,596.45	\$15,610.50	\$0.00	\$21,649.97
Cash on Hand 9/31/2021	\$56,940.17	\$3,247.39	\$0.00	\$4,878.88

<b>NSDLAF (Investment)</b>	<b>Spc Bldg</b>	<b>Bond Fund</b>	<b>QCPUF Checking</b>
Previous Bal 9/1/2021	\$1,379,957.11	\$267,937.13	\$60,340.81
Receipts Sept 2021	\$24,577.91	\$17,555.47	\$0.00
Disbursements Sept 2021	\$0.00	\$0.00	\$0.00
Cash on Hand 9/31/2021	\$1,404,535.02	\$285,492.60	\$60,340.81

\$1,078,255.05		
	\$40.00	
\$24,000.00	\$230.00	
\$95,000.00	\$780.00	
\$252,000.00	\$2,244.00	
\$1,000.00	\$4,197.50	
\$1,000.00	\$6,365.96	
\$16,000.00	\$230.00	
\$2,000.00	\$20,030.99	
\$6,000.00	\$230.00	
\$11,000.00	\$230.00	
\$27,000.00	\$80.00	
\$435,000.00	\$230.00	
	\$230.00	
\$643,255.05	\$172,276.00	
	\$549.22	
	\$200.00	
	\$11,624.38	
	\$10.00	
	\$383,689.00	
	\$39,788.00	
	\$643,255.05	\$0.00

# Lancaster County School District #148

## Cash Receipts Item Report

[Cycle Name]: "FY21-22"; Created On: 11/12/2021 4:31:45 PM

Receipt Number	Customer Name	Description	Date Received	Receipt Amount
Oct STIFIT	Union Bank Interest	IntStifitOct21	10/31/2021	\$0.43
OctStifit	Union Bank Interest	Stifit Int. Oct21	10/31/2021	\$2.43
				<b>\$2.86</b>

# MALCOLM PUBLIC SCHOOLS

## 2021 ANNUAL REPORT

### School Mission Statement


**In partnership with our community, we will provide an educational experience that maximizes the potential of each student to become a productive and responsible citizen.**

#### Board of Education

Michelle Bice, President  
Tony Nutter, Vice President  
Chandler Kramer, Secretary  
Bill England, Treasurer  
Amy Spellman, Member  
Ed Swotek, Member

#### Administration

Ryan Terwilliger, Superintendent  
Greg Adams, JH/SH Principal  
Amber Dolliver, Elementary Principal  
Dallas Sweet, Asst. Prin./Act. Dir.  
Jon Squier, Student Services Dir.  
Troy Pritchett, Dir. Of Technology



### GOVERNING VALUES / BELIEFS

**The mission of the Malcolm Public Schools is based upon the belief that:**

- Students are our first priority
- Each student is unique and has infinite value
- Education is dynamic and evolving
- A positive learning environment enhances learning
- High expectations promote higher achievement
- Honesty and integrity are essential to building trust
- Individuals are responsible for their own actions
- Our school is accountable to the community
- Education is a shared responsibility of the individual, family, school and community
- Excellence is worth the investment

TO: MALCOLM PUBLIC SCHOOL PARENTS AND PATRONS:

## **Preparing a Child to Become a Productive and Responsible Citizen**


This report is submitted to the patrons of Malcolm School District #148 as an annual report in accord with accreditation rules of the Nebraska Department of Education. This Annual Report is a compilation of many facts, which are intended to provide parents and patrons of the Malcolm Schools with information on student achievement, school system performance, and district resource allocation and expenditures. We are very proud of the accomplishments and achievements of our students and staff. We are thankful for a progressive thinking and supportive Board of Education and school community. Not only is it important for our community to have accurate and relevant information about our schools, it is also very important that you are involved in the educational process.

The original mission statement and governing values were first developed in 1995/96 by a group of 28 district patrons; in 2002 and 2007 the mission and values were affirmed during the required State review process for school improvement. In 2012, patrons, parents, teachers, administrators and school board members worked together in developing a new mission and set of values—seen on page 1. We are currently involved in a similar process. Due to the pandemic, expected completion has been delayed. With the exception of the pandemic related delay, the process went very well and we are excited to receive the final version of the plan within the next month—NASB is currently finalizing the document.

The Malcolm Public School is a quality school system with a quality staff. This district has been fortunate through the years to have the support of the community patrons in every aspect of district growth and change. **It is our mission, in partnership with our community, to provide an educational experience that maximizes the potential of each student to become a productive and responsible citizen.**

This report attempts to provide a variety of information about Malcolm Public School's operations, enrollment, financial status, district demographics, and achievement highlights. It includes examples of how we fared in giving our students the critical skills they need to be productive citizens in our society. While this report has been prepared as a comprehensive picture of education in this district, we realize that the total picture cannot be accurately represented in percentages, numbers, and charts. I encourage you to read the report. If any questions arise, please feel free to contact the superintendent's office at 796-2151. This is an interesting time in education as we are experiencing many changes in local, state and national education requirements. Local, state, national, and now international challenges face us each day as we prepare our students for the world of tomorrow. There are and will be, many opportunities for you to become involved in your school. You and your participation are always welcomed at Malcolm Public School.

Sincerely,



Ryan Terwilliger  
Superintendent of Schools

## **DISTRICT DESCRIPTION**

The Malcolm School District (#148) comprises approximately 85.3 square miles in Lancaster and 2.6 miles in Seward County. The district is made up of the communities of Emerald, Malcolm, and the surrounding rural areas. The district is organized as a PK-6, 7-12 educational institution in one building located just north of the Village of Malcolm.

Malcolm Public School is classified as a Class III (PK-12) district by the Nebraska Department of Education. The Nebraska School Activities Association, for purposes of student activities and athletic competition has classified Malcolm, as a Class C school. Malcolm Public School is a member of the East Central Nebraska Conference for our activities program. Member schools include: Auburn, Elmwood-Murdock, Falls City, Freeman, Johnson County Central, Malcolm, Mead, Palmyra, and Weeping Water.

A six member, at-large Board governs the school district. Each member is elected for a four-year term. Board members serve without compensation. The Board of Education generally meets the third Monday of each month, with a standard starting time of 7:00 P.M. The meetings, which are open to the public, are traditionally held in the district boardroom located in the Central Administration Office at 10004 NW 112<sup>th</sup>. Current members of the Board of Education are: President Michelle Bice, Vice-President Tony Nutter, Secretary Chandler Kramer, Treasurer Bill England, member Amy Spellman and member Ed Swotek.

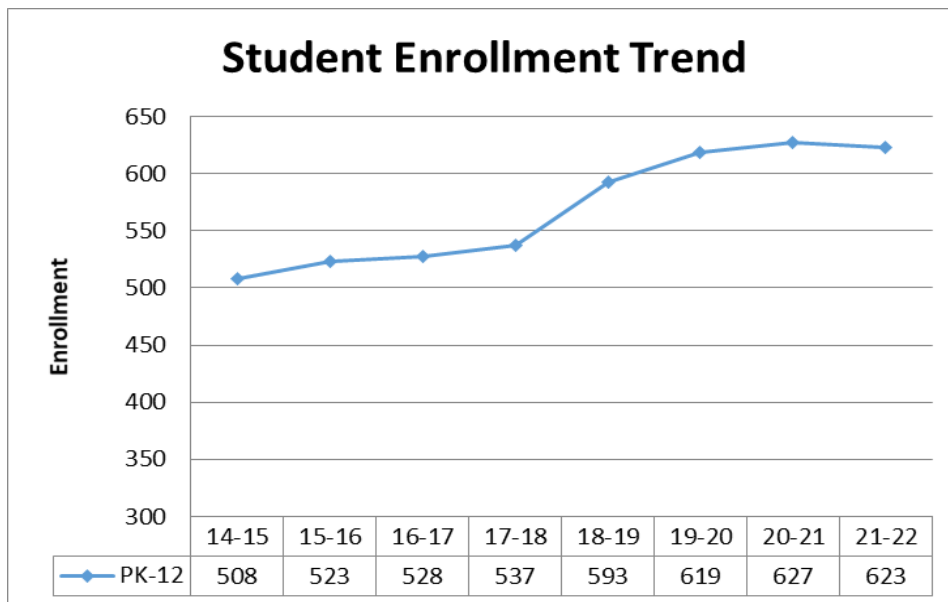
The Malcolm Public Schools Educational Foundation is a non-profit organization that operates separately but as an extension of the schools. The foundation was formed to provide for acceptance of tax-deductible donations from interested supporters of education. Donations in the form of cash, acceptable equipment and other donations have been accepted since the foundation was formed in the fall of 1991. The foundation also donates to worthwhile school projects throughout the year.

Each year, to assist graduates in furthering their education, scholarships are awarded to graduating seniors from the Malcolm Public Schools perpetual scholarship fund.

## DEMOGRAPHIC INFORMATION

### Student Enrollment Comparison, as of the Last Friday in September:

	15-16	16-17	17-18	18-19	19-20	20-21	21-22
<b>PK-6</b>	K 31	K 39	K 40	PK 20 K 38	PK 20 K 41	PK 20 K 37	PK 19 K 44
	1 41	1 33	1 41	1 41	1 38	1 42	1 40
	2 39	2 41	2 34	2 42	2 39	2 36	2 40
	3 38	3 43	3 42	3 36	3 42	3 40	3 38
	4 38	4 43	4 46	4 46	4 39	4 42	4 38
	5 40	5 39	5 44	5 48	5 48	5 44	5 45
	6 40	6 39	6 39	6 51	6 49	6 51	6 44
	<b>267</b>	<b>277</b>	<b>286</b>	<b>322</b>	<b>316</b>	<b>312</b>	<b>308</b>
<b>7-12</b>	7 49	7 38	7 38	7 43	7 55	7 51	7 51
	8 39	8 49	8 49	8 48	8 52	8 57	8 53
	9 41	9 37	9 37	9 47	9 53	9 53	9 55
	10 48	10 42	10 42	10 53	10 47	10 53	10 53
	11 37	11 48	11 48	11 38	11 56	11 47	11 52
	12 42	12 37	12 37	12 42	12 40	12 54	12 51
	<b>256</b>	<b>251</b>	<b>251</b>	<b>271</b>	<b>303</b>	<b>315</b>	<b>315</b>
	<b>K-12</b>	<b>523</b>	<b>528</b>	<b>537</b>	<b>593</b>	<b>619</b>	<b>627</b>



## Faculty and Support Staffing:

The Malcolm Public School staff is constantly seeking ways to improve themselves, their knowledge of subject matter, and their instructional skills and techniques. Staff development is an important part of our adult learning process. Staff members gain additional experiences through in-services and workshops, as well as summer and evening college classes. Of the fifty-three (53) professional staff members employed, forty (40) or 75% faculty members have obtained at least a master's degree. Ninety-Eight percent (98%) of the certified staff have earned college hours beyond their initial degree, and 100% have attended workshops or in-service experiences to support their instruction.

Forty-Two (42) professional staff members have 10 or more years of educational experience. Nineteen (19) staff members have 20 or more years in education, and out of that nineteen two (2) staff members have 30 or more years in education. There are thirty (30) faculty members who have been in the Malcolm Public School System at least 10 years, which provides continuity, stability and excellence in our programs.

## Staff Information

Administration	6
Guidance	1
PK-12 Teachers	27
Specialists	14
Special Education	5
Office Staff	6
Para-educators	16
Dist. Non-Certified	<u>16</u>
Total # of Staff	91

**Staff - Past and Future:** Increased needs in special education resulted in MPS increasing its certified and non-certificated staff from 2008 to the present. In addition, we have methodically reorganized our middle school program to accommodate growth and enhanced instruction. As we have found ways to better engage middle level learners, we have also found a need for additional personnel. As a result, I think we can confidently say that the improved middle level learning experience has been well worth the investment. Overall, our consistently growing student population has required adding additional staff to multiple levels and disciplines—including specialists. Finally, before the 2018-2019 school year, we implemented a new full-time Pre-Kindergarten program.

	2014	2015	2016	2017	2018	2019	2020	2021
CF	48	48	49	49.5	50.5	52	52.5	53
NC	31	31	32	33.5	35	35	36	38
Total	79	79	81	83	85.5	87	89.5	91

**Student Transportation:** The transportation department currently includes seven buses (5 route buses and 2 spare/activity buses), 3 vans, 1 special education vehicle, and one pick-up truck. The numbers for 20-21 follow:

Route miles for year: 37,275

Average miles driven per day: 214

Average miles driven per bus/per day: 43

Activity trip miles including field trips: 20,878

Students transported daily by this district: 171

Special Education Miles: 2701

## FINANCIAL INFORMATION

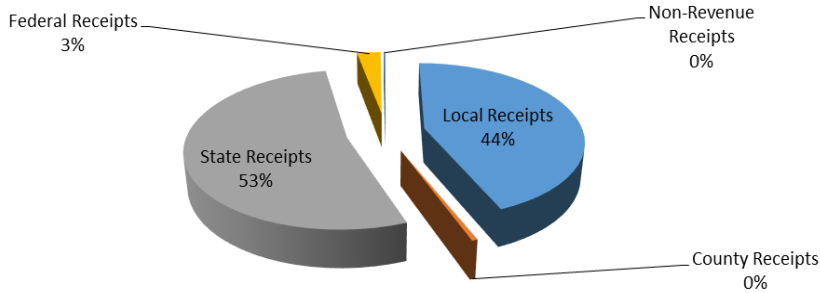
The financial information prepared for this portion of the report contains data from 2009-2010 through 2021-2022. The following information will show you a breakdown of expenses by categories and revenue by source. Included is a levy history that shows the tax levy by fund over the last twelve years. You will also be able to see the changes that have occurred in the district's assessed valuation. In addition, there is a table that will allow you to track State Aid changes that have occurred over the last several years.

HISTORY OF LEVIES & VALUATIONS							
	General Fund	Bond Fund	QCPUF	Special Bldg.	Total Levy	Change per \$100	Valuation
2009-10	1.0005	0.0982		0.0494	1.1481	-.0068 cents	\$214,700,015
						Bond Fund	\$360,471,342
2010-11	1.0046	0.1027		0.0453	1.1526	+.0045 cents	\$216,365,438
						Bond Fund	\$362,879,005
2011-12	0.9957	0.1018	0.03172	0.0505	1.1796	+2.70cents	\$234,024,612
						Bond Fund	\$386,914,208
2012-13	0.9933	0.1031	0.0295	0.049748	1.1756	-.0040 cents	\$255,569,098
						Bond Fund	\$420,387,420
2013-14	1.0026	0.065671	0.01226	0.040404	1.120935	-.0547 cents	\$279,934,687
						Bond Fund	\$464,948,707
2014-15	0.944751	0.070707	0.040404	0.100431	1.156293	+.035 cents	\$296,700,558
						Bond Fund	\$493,560,246
2015-16	0.888068	0.075758	0.044427	0.139986	1.148239	-.00805 cents	\$323,835,768
						Bond Fund	\$545,270,553
2016-17	0.907194	0.05423	0.029468	0.138385	1.129277	-.018962 cents	\$342,261,084
						Bond Fund	\$566,095,493
2017-18	0.802882	0.021812		0.10101	0.925704	-.02036 cents	\$370,482,085
						Bond Fund	
2018-19	0.842182	0.092342		0.067055	1.00158	0.07587 cents	\$376,596,112
						Bond Fund	\$377,314,312
2019-20	0.859661	0.045407		0.10331	1.008378	0.006798 cents	\$391,093,719
						Bond Fund	\$396,117,894
2020-21	0.808436	0.080808		0.121212	1.010456	.002078 cents	\$394,180,966
						Bond Fund	\$404,893,953
2021-2022	0.825091	0.063169		0.121212	1.009472	-.000984 cents	\$431,888,791
						Bond Fund	\$450,588,874

- For the past five years Malcolm Public Schools has been under \$.90 for the general fund levy
- For the past five years Malcolm Public Schools has been below the maximum levy of \$1.05

<b>FIGURES FROM 19-20 SCHOOL AUDIT</b>	
<b>REVENUE FOR GENERAL FUND</b>	
<b>YEAR ENDING AUGUST 31, 2021:</b>	
<b>Local Receipts</b>	
Property Taxes	\$ 2,869,364.00
Carline Tax	\$ 2,867.00
Public Power District Sales Tax	\$ 7,032.00
Motor Vehicle Taxes	\$ 298,982.00
Penalties & Interest on Taxes	\$ 9,829.00
Tuition Received From Individuals	
Preschool Tuition & Fees	\$ 22,317.00
Transportation from Individuals	\$ 5,012.00
Interest	\$ 276.00
Rental Income	\$ 37,684.00
Local License Fees	\$ 750.00
Donations	\$ 352.00
Categorical Grants from Corporations & Other Private Sources	\$ 1,000.00
Other Local Receipts	\$ 111.00
	\$ 3,255,576.00
<b>County Receipts</b>	
County Fines and Licenses	\$ 18,695.00
Educational Service Unit	\$ 850.00
	\$ 19,545.00
<b>State Receipts</b>	
State Aid	\$ 3,120,877.00
Special Education Programs	\$ 327,471.00
Special Education Transportation	\$ 11,202.00
Homestead Exemption	\$ 80,320.00
Property Tax Credit	\$ 209,687.00
Personal Property Tax Credit	\$ 1,652.00
Nameplate Capacity Tax	\$ 7,978.00
Personal Property Tax Credit Public Service	
Pro-Rate Motor Vehicle	\$ 8,056.00
State Apportionment	\$ 50,540.00
High Ability Learners	\$ 2,542.00
Early Childhood Endowment Grants	\$ 106,010.00
Other State Receipts	
	\$ 3,926,335.00
<b>Federal Receipts</b>	
Universal Services Fund (E-Rate)	
Title 8 Impact Aid	\$ 40,797.00
REAP	\$ 52,888.00
Title I	\$ 30,314.00
Title II Part A	\$ 5,398.00
IDEA Part B (611) Base Allocation	\$ 32,413.00
IDEA Preschool (619) Base Allocation	\$ 3,219.00
IDEA Enrollment/Poverty	\$ 29,432.00
Federal Vocational & Applied Technology Education	
Medicaid Administration Outreach	\$ 6,366.00
Title IV Part A	\$ 10,000.00
	\$ 210,827.00
<b>Non-Revenue Receipts</b>	
Sale of Property	\$ 3,968.00
Insurance Adjustments	\$ 2,245.00
Other Non-Revenue Receipts	\$ 7,891.00
	\$ 14,104.00
	\$ 7,426,387.00

## 2020-21 Revenue Sources



### DISBURSEMENTS FOR GENERAL FUND - SCHOOL YEAR ENDED AUGUST 31, 2021:

Regular Instruction	\$3,252,173	45.91%
Early Childhood Educational Programs	\$93,077	1.31%
Special Education Instruction	\$574,279	8.11%
Special Education Instructional Programs Ages 3-5	\$24,863	0.35%
Special Education Instructional Programs - Unified Sports	\$1,825	0.03%
Guidance Services	\$98,100	1.38%
Health Services	\$34,253	0.48%
Psychological Services: SPED School Age	\$12,235	0.17%
Speech Pathology & Audiology Services: School Age	\$101,299	1.43%
Speech Pathology & Audiology Services: 3-5	\$12,643	0.18%
Speech Pathology & Audiology Services:0-2	\$1,189	0.02%
Occupational Therapy : SPED School Age	\$6,033	0.09%
Occupational Therapy: 3-5	\$895	0.01%
Occupational Therapy: 0-2	\$5,339	0.08%
Physical Therapy -SPED School Age	\$50	0.00%
Visually Impaired - Related Services: SPED School Age	\$571	0.01%
Support Services - Other	\$250,342	3.53%
Instructional Staff Training	\$1,280	0.02%
Library/Media Services	\$90,125	1.27%
Instruction-Related Technology	\$243,985	3.44%
Board of Education	\$9,891	0.14%
Executive Administration Services	\$189,920	2.68%
District Legal Services	\$3,914	0.06%
Office of Principal	\$527,020	7.44%
Fiscal Services	\$195,849	2.76%
Operation of Buildings	\$603,607	8.52%
Maintenance of Buildings	\$38,419	0.54%
Vehicle Operation, Maintenance & Purchasing	\$4,009	0.06%
Vehicle Operation & Purchasing - Regular Education	\$175,293	2.47%
Vehicle Operation & Purchasing - SPED School Age	\$17,342	0.24%
Vehicle Operation & Purchasing - Ages 3-5 SPED	\$42,865	0.61%
Vehicle Servicing & Maintenance - Regular Education	\$16,096	0.23%
Vehicle Servicing & Maintenance- Ages 3-5 SPED	\$25	0.00%
High Ability Learners	\$1,079	0.02%
State Early Childhood	\$99,607	1.41%
Title I	\$39,788	0.56%
IDEA Preschool (619) Base Allocation	\$3,094	0.04%
Birth-21 years	\$186,444	2.63%
IDEA Part B Proportionate Share	\$1,775	0.03%
REAP	\$63,452	0.90%
ESSER	\$21,307	0.30%
ESSER III	\$834	0.01%
Transfers	\$37,825	0.53%
<b>Total Budget of Disbursements and Transfers</b>	<b>\$7,084,011.00</b>	

## Testing Results and Student Achievement

Throughout Nebraska, schools are using a variety of approaches for school improvement. For the last several years, Malcolm Public School has utilized the Nebraska Research Based school improvement process. This process uses a framework developed by curriculum specialists of Nebraska's Educational Service Units. The result of this process is the development of an action plan for improving learning. Generally, an action plan is implemented over a three to five-year time period. Our school improvement plan is designed to be continually evolving, extending and expanding. There is no end, only brief interruptions for evaluation of progress on Action Plans.

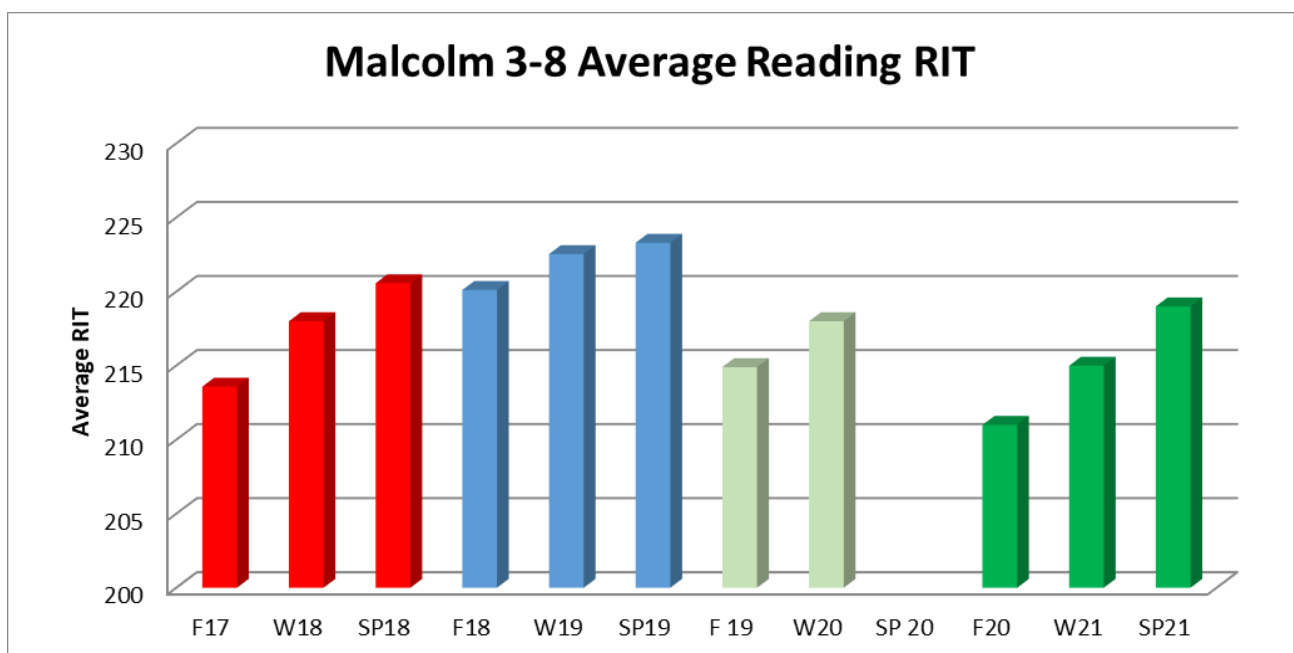
Prior to the 2009-2010 school-year, Malcolm Public School used the California Achievement Test as our national norm-referenced test, which provided us with one measure of student achievement. In 2009-2010 we moved to the NWEA-MAP testing for our national norm-referenced test, because it provided staff with more individual student feedback which would aid and improve instruction. No matter which norm-referenced test a school selects, it will only test between 20-40 percent of the instructed subject area (state standards). Norm-referenced testing should be just one of many ways a school assesses its students and its effectiveness teaching core curriculum.

### NORM REFERENCE TESTING

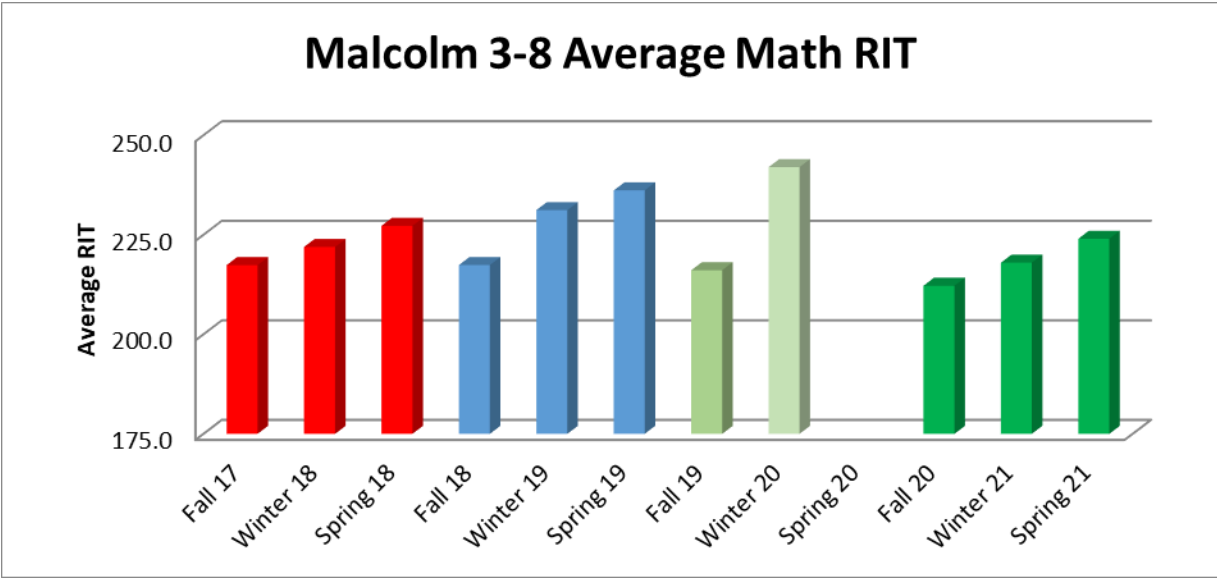
#### NWEA MAP TEST – (Norm-Referenced Test given to 3rd-8th Grades)

The Northwest Evaluation Association (NWEA) MAP test is a norm-reference assessment that we have selected to measure the performance levels of our students. Unlike our former norm-referenced test, NWEA is a dynamic and adaptive test that uses interactive technologies which adjust the difficulty of the questions (in real-time) to match the students' current performance levels. We feel that this test reflects our philosophy of challenging students without overwhelming them. Because of this, we feel that we can eliminate a couple of testing variables that can have a negative effect on performance and data accuracy; frustration and/or boredom. As a result, we are confident that we are getting the most accurate data available from a norm-reference test.

#### NWEA MAP: 3<sup>rd</sup>, 4<sup>th</sup>, 5<sup>th</sup>, 6<sup>th</sup>, 7<sup>th</sup>, 8<sup>th</sup> GRADE NORM-REFERENCE TEST RESULTS



**\*No Scores for Spring 2020 due to COVID**



- RIT: a proprietary, equal interval measurement that allows us to track growth and compare regardless of the age of the students or the time they were tested
- **\*No Scores for Spring 2020 due to COVID**

**NEBRASKA STUDENT-CENTERED ASSESSMENT SYSTEM**

The legislative sessions of 2007 and 2008 produced drastic changes in standards and assessment for Nebraska schools. The “new” system relied on a common test where individual school districts could, and were compared. The transition from the old system (STARS) to a newer system (NeSA) happened over a three-year period. In the 2009-2010 school year, reading was assessed using the NeSA format, while math and science continued to be assessed using STARS. In the 2010-2011 school year, reading and math were assessed using the NeSA format, while science continued with STARS. Finally, in 2011-2012, reading, math and science were all assessed using NeSA. However, in 2017-2018, we began a new era of state testing in Nebraska with the implementation of NSCAS (Nebraska Student-Centered Assessment System). NSCAS is administered by the Northwest Evaluation Association (NWEA)—the same company that gave us the MAP test, which we have been taking since 2009-2010.

**NSCAS READING: \*No Scores for 2019-2020 or 2020-2021 due to COVID**

**NSCAS MATH: \*No Scores for 2019-2020 or 2020-2021 due to COVID**

**NSCAS SCIENCE: \*No Scores for 2019-2020 or 2020-2021 due to COVID**

Graduation Rate	100%
-----------------	------

**MALCOLM SCHOOL DISTRICT IMPROVEMENT PROCESS:** In March 2017, the district hosted an external team of educators to review our school improvement processes and data. The overall purpose of an external team visit is to add an outside, objective view of the progress of the work accomplished by the school. This team was available to the school improvement curriculum committees to answer questions and if necessary, provide direction and guidance.

During the past five years the school district has focused its energies and resources on improving skills in reading comprehension, written communication, health and wellness, technology, visual and performing arts, as well as started processes to improve skills in math. Several commendations were given to the various curriculum committees, but more importantly, we received a few more recommendations that would further assist us in accomplishing our goals.

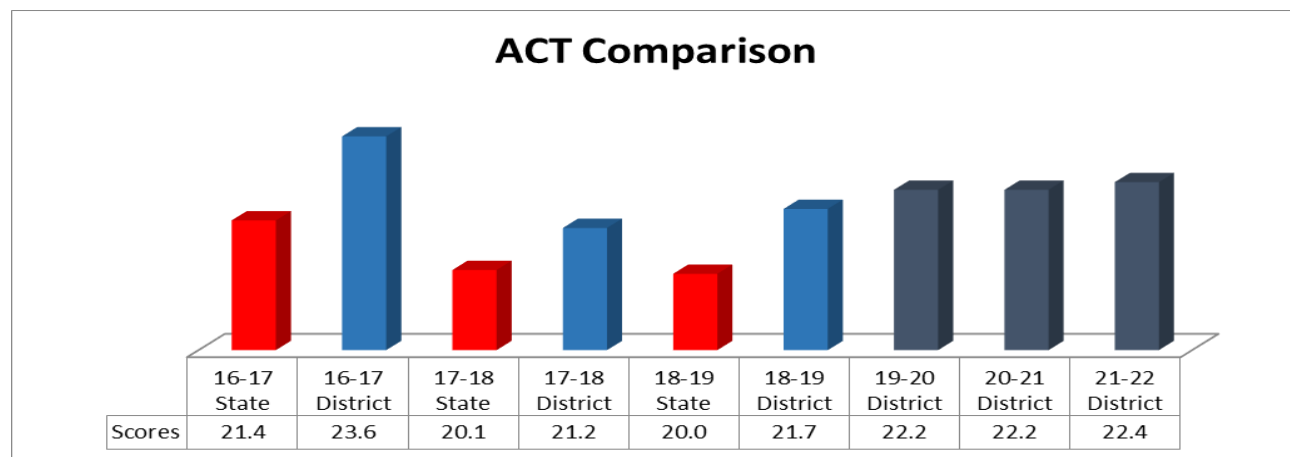
The school improvement process is always evolving and changing around student data. Following several years of analyzing student data, the school improvement teams felt the district had made acceptable strides on those goals, and attention could be moved to other areas. After a short review of past data analysis sessions and some professional dialog between committee members, the curriculum committee agreed upon the following objectives or goals for the next school improvement cycle.

- (1) All students 3-12 will improve writing skills with a focus on organization and ideas/content
  - (2) All students will improve skills in math.
  - (3) All students will improve skills in Health and Wellness, Technology and Visual and Performing Arts.
- \*\* Reading and written communication will be monitored, to see if our success can be maintained or improved, without being specifically targeted.

[Our next external visit will be held in February 2022](#)

**ACT (American College Test): \*No State Scores for 2019-2022 due to COVID**

The ACT is the most common college entrance exam used in the Midwest. The **NON-STATE** administered test (given to all Juniors), is not required of all students but it is available to be taken by any student and it may be taken multiple times by the same student. The following graph compares State and Local ACT scores from 2014 through 2019. The possible score range is from 0-36. Students who take a minimum of Algebra 1, Algebra 2, and Geometry typically achieve higher ACT Math scores than students who take less than three years of math. In addition, students who take more advanced math courses substantially increase their ACT math score. Students taking Biology and Chemistry in combination with Physics typically achieve higher ACT Science scores than students taking less than three years of science courses.



## **NSCAS ACT: State administered test given to all 11<sup>th</sup> Graders**

**\*No Scores for ACT 2019-2020 or 2020-2021 due to COVID**

### **SO WHAT DOES IT ALL MEAN?**

This annual report is submitted to the patrons of this community to help them understand and evaluate their school system. It is through this understanding that we as a school district can take pride in our accomplishments and identify areas where we need to improve. We also realize the total school picture can't be told in just percentages and numbers. The district will be constantly reviewing and evaluating the processes and results we are receiving from our student body. The Malcolm School District will be continually striving to improve our educational programs and instructional delivery. Our goal as a school district is to give every child an opportunity to reach their fullest potential. If you have questions or concerns, please feel free to contact School Administration or any school personnel.

# MALCOLM PUBLIC SCHOOLS

## 2021 ANNUAL REPORT

---

---

### **District Mission Statement:**

In partnership with our community, we will provide an educational experience that maximizes the potential of each student to become a productive and responsible citizen.

### **District Vision Statement:**

We strive to become the most admired school district in Nebraska.

### **Board of Education**

Michelle Bice, President  
Tony Nutter, Vice President  
Chandler Kramer, Secretary  
Bill England, Treasurer  
Amy Spellman, Member  
Ed Swotek, Member

### **Administration**

Ryan Terwilliger, Superintendent  
Greg Adams, JH/SH Principal  
Amber Dolliver, Elementary Principal  
Dallas Sweet, Asst. Prin./Act. Dir.  
Jon Squier, Student Services Dir.  
Troy Pritchett, Dir. Of Technology

## **GOVERNING VALUES / BELIEFS**

**The mission of the Malcolm Public Schools is based upon the belief that:**

- Students are our first priority
- Each student is unique and has infinite value
- Education is dynamic and evolving
- A positive learning environment enhances learning
- High expectations promote higher achievement
- Honesty and integrity are essential to building trust
- Individuals are responsible for their own actions
- Our school is accountable to the community
- Education is a shared responsibility of the individual, family, school and community
- Excellence is worth the investment

TO: MALCOLM PUBLIC SCHOOL PARENTS AND PATRONS:

## **Preparing a Child to Become a Productive and Responsible Citizen**

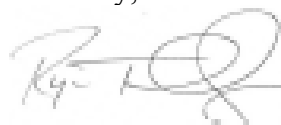
This report is submitted to the patrons of Malcolm School District #148 as an annual report in accord with accreditation rules of the Nebraska Department of Education. This Annual Report is a compilation of many facts, which are intended to provide parents and patrons of the Malcolm Schools with information on student achievement, school system performance, and district resource allocation and expenditures. We are very proud of the accomplishments and achievements of our students and staff. We are thankful for a strategic and supportive Board of Education and school community. Not only is it important for our community to have accurate and relevant information about our schools, it is also very important that you are involved in the educational process.

The original mission statement and governing values were first developed in 1995/96 by a group of 28 district patrons; in 2002 and 2007 the mission and values were affirmed during the required State review process for school improvement. In 2012, patrons, parents, teachers, administrators and school board members worked together in developing a new mission and set of values—seen on page 1. We are currently involved in a similar process. Due to the pandemic, expected completion has been delayed. With the exception of the pandemic related delay, the process went very well and we are excited to receive the final version of the plan within the next month.

Malcolm Public Schools is a quality school system with a quality staff. This district has been fortunate through the years to have the support of the community patrons in every aspect of district growth and change. **It is our mission, in partnership with our community, to provide an educational experience that maximizes the potential of each student to become a productive and responsible citizen.**

This report attempts to provide a variety of information about Malcolm Public Schools' operations, enrollment, financial status, district demographics, and achievement highlights. It includes examples of how we fared in giving our students the critical skills they need to be productive citizens in our society. While this report has been prepared as a comprehensive picture of education in this district, we realize that the total picture cannot be accurately represented in percentages, numbers, and charts. I encourage you to read the report. If any questions arise, please feel free to contact the superintendent's office at 796-2151. This is an interesting time in education as we are experiencing many changes in local, state and national education requirements. Local, state, national, and now international challenges face us each day as we prepare our students for the world of tomorrow. There are and will be, many opportunities for you to become involved in your school. You and your participation are always welcomed at Malcolm Public School.

Sincerely,



Ryan Terwilliger  
Superintendent of Schools

## DISTRICT DESCRIPTION

The Malcolm School District (#148) comprises approximately 85.3 square miles in Lancaster and 2.6 square miles in Seward County. The district is made up of the communities of Emerald, Malcolm, and the surrounding rural areas. The district is organized as a PK-6, 7-12 educational institution in one building located just north of the Village of Malcolm.

Malcolm Public Schools is classified as a Class III (PK-12) district by the Nebraska Department of Education. The Nebraska School Activities Association, for purposes of student activities and athletic competition has classified Malcolm, as a Class C school. Malcolm Public Schools is a member of the East Central Nebraska Conference for our activities program. Member schools include: Auburn, Elmwood-Murdock, Falls City, Freeman, Johnson County Central, Malcolm, Mead, Palmyra, and Weeping Water. Beginning with the 2022-2023 school year...

A six member, at-large Board governs the school district. Each member is elected for a four-year term. Board members serve without compensation. The Board of Education generally meets the third Monday of each month, with a standard starting time of 7:00 P.M. The meetings, which are open to the public, are traditionally held in the district boardroom located in the Central Administration Office at 10004 NW 112<sup>th</sup>. Current members of the Board of Education are: President Michelle Bice, Vice-President Tony Nutter, Secretary Chandler Kramer, Treasurer Bill England, member Amy Spellman and member Ed Swotek.

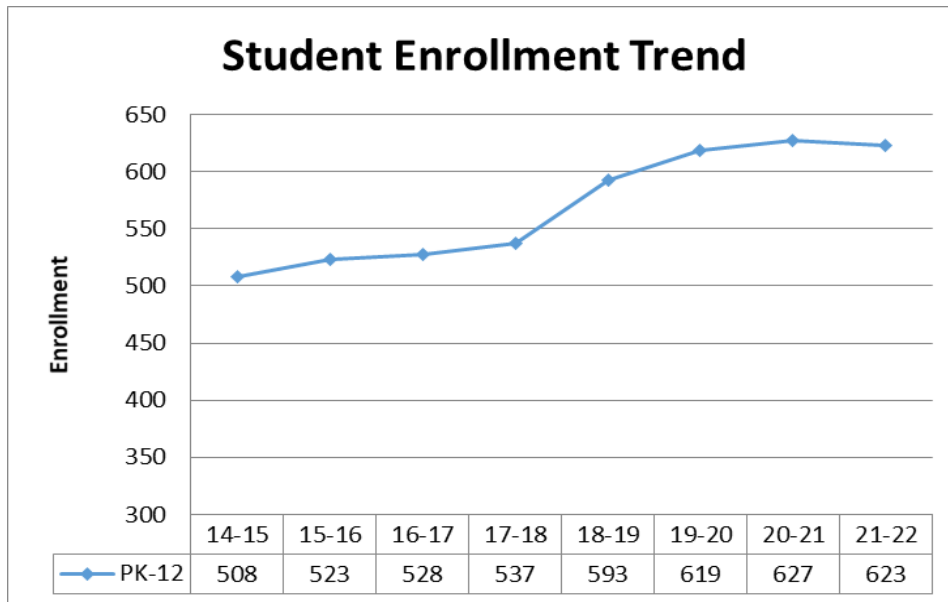
The Malcolm Public Schools Educational Foundation is a non-profit organization that operates separately but as an extension of the schools. The foundation was formed to provide for acceptance of tax-deductible donations from interested supporters of education. Donations in the form of cash, acceptable equipment and other donations have been accepted since the foundation was formed in the fall of 1991. The foundation also donates to worthwhile school projects throughout the year.

Each year, to assist graduates in furthering their education, scholarships are awarded to graduating seniors from the Malcolm Public Schools perpetual scholarship fund.

## DEMOGRAPHIC INFORMATION

### Student Enrollment Comparison, as of the Last Friday in September:

	15-16	16-17	17-18	18-19	19-20	20-21	21-22
<b>PK-6</b>	K 31	K 39	K 40	PK 20 K 38	PK 20 K 41	PK 20 K 37	PK 19 K 44
	1 41	1 33	1 41	1 41	1 38	1 42	1 40
	2 39	2 41	2 34	2 42	2 39	2 36	2 40
	3 38	3 43	3 42	3 36	3 42	3 40	3 38
	4 38	4 43	4 46	4 46	4 39	4 42	4 38
	5 40	5 39	5 44	5 48	5 48	5 44	5 45
	6 40	6 39	6 39	6 51	6 49	6 51	6 44
	<b>267</b>	<b>277</b>	<b>286</b>	<b>322</b>	<b>316</b>	<b>312</b>	<b>308</b>
<b>7-12</b>	7 49	7 38	7 38	7 43	7 55	7 51	7 51
	8 39	8 49	8 49	8 48	8 52	8 57	8 53
	9 41	9 37	9 37	9 47	9 53	9 53	9 55
	10 48	10 42	10 42	10 53	10 47	10 53	10 53
	11 37	11 48	11 48	11 38	11 56	11 47	11 52
	12 42	12 37	12 37	12 42	12 40	12 54	12 51
	<b>256</b>	<b>251</b>	<b>251</b>	<b>271</b>	<b>303</b>	<b>315</b>	<b>315</b>
	<b>K-12</b>	<b>523</b>	<b>528</b>	<b>537</b>	<b>593</b>	<b>619</b>	<b>627</b>



## Faculty and Support Staffing:

The Malcolm Public Schools staff is constantly seeking ways to improve themselves, their knowledge of subject matter, and their instructional skills and techniques. Staff development is an important part of our adult learning process. Staff members gain additional experiences through in-services and workshops, as well as summer and evening college classes. Of the fifty-three (53) professional staff members employed, forty (40) or 75% faculty members have obtained at least a master's degree. Ninety-Eight percent (98%) of the certified staff have earned college hours beyond their initial degree, and 100% have attended workshops or in-service experiences to support their instruction.

Forty-Two (42) professional staff members have 10 or more years of educational experience. Nineteen (19) staff members have 20 or more years in education, and out of that nineteen two (2) staff members have 30 or more years in education. There are thirty (30) faculty members who have been in the Malcolm Public School System at least 10 years, which provides continuity, stability and excellence in our programs.

## Staff Information

Administration	6
Guidance	1
PK-12 Teachers	27
Specialists	14
Special Education	5
Office Staff	6
Para-educators	16
Dist. Non-Certified	<u>16</u>
Total # of Staff	91

**Staff - Past and Future:** Increased needs in special education resulted in MPS increasing its certified and non-certificated staff from 2008 to the present. In addition, we have methodically reorganized our middle school program to accommodate growth and enhanced instruction. As we have found ways to better engage middle level learners, we have also found a need for additional personnel. As a result, we can confidently say that the improved middle level learning experience has been well worth the investment. Overall, our growing student population has required adding additional staff to multiple levels and disciplines—including specialists. Finally, before the 2018-2019 school year, we implemented a new full-time Pre-Kindergarten program.

	2014	2015	2016	2017	2018	2019	2020	2021
CF	48	48	49	49.5	50.5	52	52.5	53
NC	31	31	32	33.5	35	35	36	38
Total	79	79	81	83	85.5	87	89.5	91

**Student Transportation:** The transportation department currently includes seven buses (5 route buses and 2 spare/activity buses), 3 vans, 1 special education vehicle, and one pick-up truck. The numbers for 20-21 follow:

Route miles for year: 37,275

Average miles driven per day: 214

Average miles driven per bus/per day: 43

Activity trip miles including field trips: 20,878

Students transported daily by this district: 171

Special Education Miles: 2701

## FINANCIAL INFORMATION

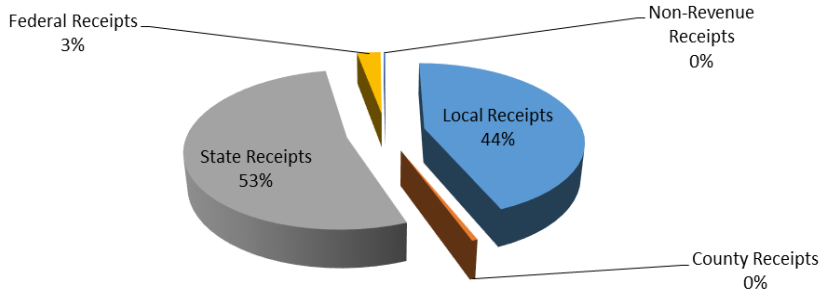
The financial information prepared for this portion of the report contains data from 2009-2010 through 2021-2022. The following information will show you a breakdown of expenses by categories and revenue by source. Included is a levy history that shows the tax levy by fund over the last twelve years. You will also be able to see the changes that have occurred in the district's assessed valuation. In addition, there is a table that will allow you to track State Aid changes that have occurred over the last several years.

HISTORY OF LEVIES & VALUATIONS							
	General Fund	Bond Fund	QCPUF	Special Bldg.	Total Levy	Change per \$100	Valuation
2009-10	1.0005	0.0982		0.0494	1.1481	-.0068 cents	\$214,700,015
						Bond Fund	\$360,471,342
2010-11	1.0046	0.1027		0.0453	1.1526	+.0045 cents	\$216,365,438
						Bond Fund	\$362,879,005
2011-12	0.9957	0.1018	0.03172	0.0505	1.1796	+2.70cents	\$234,024,612
						Bond Fund	\$386,914,208
2012-13	0.9933	0.1031	0.0295	0.049748	1.1756	-.0040 cents	\$255,569,098
						Bond Fund	\$420,387,420
2013-14	1.0026	0.065671	0.01226	0.040404	1.120935	-.0547 cents	\$279,934,687
						Bond Fund	\$464,948,707
2014-15	0.944751	0.070707	0.040404	0.100431	1.156293	+.035 cents	\$296,700,558
						Bond Fund	\$493,560,246
2015-16	0.888068	0.075758	0.044427	0.139986	1.148239	-.00805 cents	\$323,835,768
						Bond Fund	\$545,270,553
2016-17	0.907194	0.05423	0.029468	0.138385	1.129277	-.018962 cents	\$342,261,084
						Bond Fund	\$566,095,493
2017-18	0.802882	0.021812		0.10101	0.925704	-.02036 cents	\$370,482,085
						Bond Fund	
2018-19	0.842182	0.092342		0.067055	1.00158	0.07587 cents	\$376,596,112
						Bond Fund	\$377,314,312
2019-20	0.859661	0.045407		0.10331	1.008378	0.006798 cents	\$391,093,719
						Bond Fund	\$396,117,894
2020-21	0.808436	0.080808		0.121212	1.010456	.002078 cents	\$394,180,966
						Bond Fund	\$404,893,953
2021-2022	0.825091	0.063169		0.121212	1.009472	-.000984 cents	\$431,888,791
						Bond Fund	\$450,588,874

- For the past five years Malcolm Public Schools has been under \$.90 for the general fund levy
- For the past five years Malcolm Public Schools has been below the maximum levy of \$1.05

<b>FIGURES FROM 20-21 SCHOOL AUDIT</b>	
<b>REVENUE FOR GENERAL FUND</b>	
<b>YEAR ENDING AUGUST 31, 2021:</b>	
<b>Local Receipts</b>	
Property Taxes	\$ 2,869,364.00
Carline Tax	\$ 2,867.00
Public Power District Sales Tax	\$ 7,032.00
Motor Vehicle Taxes	\$ 298,982.00
Penalties & Interest on Taxes	\$ 9,829.00
Tuition Received From Individuals	
Preschool Tuition & Fees	\$ 22,317.00
Transportation from Individuals	\$ 5,012.00
Interest	\$ 276.00
Rental Income	\$ 37,684.00
Local License Fees	\$ 750.00
Donations	\$ 352.00
Categorical Grants from Corporations & Other Private Sources	\$ 1,000.00
Other Local Receipts	\$ 111.00
	\$ 3,255,576.00
<b>County Receipts</b>	
County Fines and Licenses	\$ 18,695.00
Educational Service Unit	\$ 850.00
	\$ 19,545.00
<b>State Receipts</b>	
State Aid	\$ 3,120,877.00
Special Education Programs	\$ 327,471.00
Special Education Transportation	\$ 11,202.00
Homestead Exemption	\$ 80,320.00
Property Tax Credit	\$ 209,687.00
Personal Property Tax Credit	\$ 1,652.00
Nameplate Capacity Tax	\$ 7,978.00
Personal Property Tax Credit Public Service	
Pro-Rate Motor Vehicle	\$ 8,056.00
State Apportionment	\$ 50,540.00
High Ability Learners	\$ 2,542.00
Early Childhood Endowment Grants	\$ 106,010.00
Other State Receipts	
	\$ 3,926,335.00
<b>Federal Receipts</b>	
Universal Services Fund (E-Rate)	
Title 8 Impact Aid	\$ 40,797.00
REAP	\$ 52,888.00
Title I	\$ 30,314.00
Title II Part A	\$ 5,398.00
IDEA Part B (611) Base Allocation	\$ 32,413.00
IDEA Preschool (619) Base Allocation	\$ 3,219.00
IDEA Enrollment/Poverty	\$ 29,432.00
Federal Vocational & Applied Technology Education	
Medicaid Administration Outreach	\$ 6,366.00
Title IV Part A	\$ 10,000.00
	\$ 210,827.00
<b>Non-Revenue Receipts</b>	
Sale of Property	\$ 3,968.00
Insurance Adjustments	\$ 2,245.00
Other Non-Revenue Receipts	\$ 7,891.00
	\$ 14,104.00
	\$ 7,426,387.00

## 2020-21 Revenue Sources



### DISBURSEMENTS FOR GENERAL FUND - SCHOOL YEAR ENDED AUGUST 31, 2021:

Regular Instruction	\$3,252,173	45.91%
Early Childhood Educational Programs	\$93,077	1.31%
Special Education Instruction	\$574,279	8.11%
Special Education Instructional Programs Ages 3-5	\$24,863	0.35%
Special Education Instructional Programs - Unified Sports	\$1,825	0.03%
Guidance Services	\$98,100	1.38%
Health Services	\$34,253	0.48%
Psychological Services: SPED School Age	\$12,235	0.17%
Speech Pathology & Audiology Services: School Age	\$101,299	1.43%
Speech Pathology & Audiology Services: 3-5	\$12,643	0.18%
Speech Pathology & Audiology Services:0-2	\$1,189	0.02%
Occupational Therapy : SPED School Age	\$6,033	0.09%
Occupational Therapy: 3-5	\$895	0.01%
Occupational Therapy: 0-2	\$5,339	0.08%
Physical Therapy -SPED School Age	\$50	0.00%
Visually Impaired - Related Services: SPED School Age	\$571	0.01%
Support Services - Other	\$250,342	3.53%
Instructional Staff Training	\$1,280	0.02%
Library/Media Services	\$90,125	1.27%
Instruction-Related Technology	\$243,985	3.44%
Board of Education	\$9,891	0.14%
Executive Administration Services	\$189,920	2.68%
District Legal Services	\$3,914	0.06%
Office of Principal	\$527,020	7.44%
Fiscal Services	\$195,849	2.76%
Operation of Buildings	\$603,607	8.52%
Maintenance of Buildings	\$38,419	0.54%
Vehicle Operation, Maintenance & Purchasing	\$4,009	0.06%
Vehicle Operation & Purchasing - Regular Education	\$175,293	2.47%
Vehicle Operation & Purchasing - SPED School Age	\$17,342	0.24%
Vehicle Operation & Purchasing - Ages 3-5 SPED	\$42,865	0.61%
Vehicle Servicing & Maintenance - Regular Education	\$16,096	0.23%
Vehicle Servicing & Maintenance- Ages 3-5 SPED	\$25	0.00%
High Ability Learners	\$1,079	0.02%
State Early Childhood	\$99,607	1.41%
Title I	\$39,788	0.56%
IDEA Preschool (619) Base Allocation	\$3,094	0.04%
Birth-21 years	\$186,444	2.63%
IDEA Part B Proportionate Share	\$1,775	0.03%
REAP	\$63,452	0.90%
ESSER	\$21,307	0.30%
ESSER III	\$834	0.01%
Transfers	\$37,825	0.53%
<b>Total Budget of Disbursements and Transfers</b>	<b>\$7,084,011.00</b>	

## Testing Results and Student Achievement

Throughout Nebraska, schools are using a variety of approaches for school improvement. For the last several years, Malcolm Public Schools has utilized the Nebraska Research Based school improvement process. This process uses a framework developed by curriculum specialists of Nebraska's Educational Service Units. The result of this process is the development of an action plan for improving learning. Generally, an action plan is implemented over a three to five-year time period. Our school improvement plan is designed to be continually evolving, extending and expanding. There is no end, only brief interruptions for evaluation of progress on Action Plans.

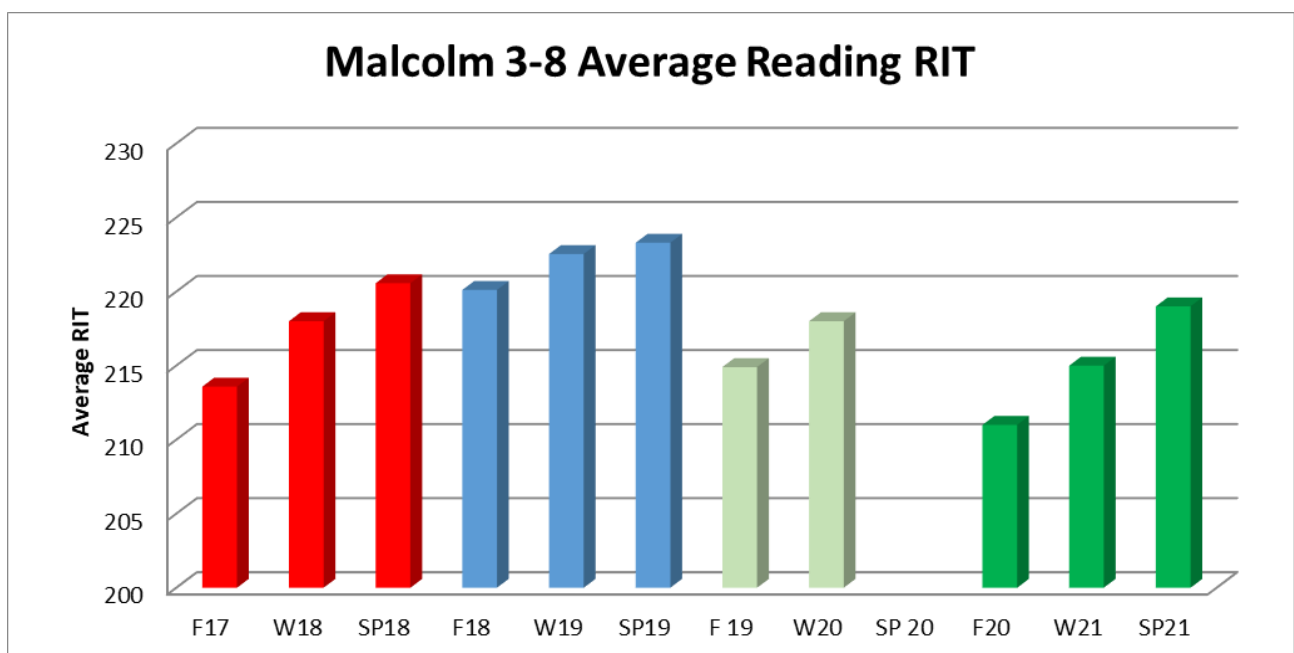
Prior to the 2009-2010 school-year, Malcolm Public Schools used the California Achievement Test as our national norm-referenced test, which provided us with one measure of student achievement. In 2009-2010 we moved to the NWEA-MAP testing for our national norm-referenced test, because it provided staff with more individual student feedback which would aid and improve instruction. No matter which norm-referenced test a school selects, it will only test between 20-40 percent of the instructed subject area (state standards). Norm-referenced testing should be just one of many ways a school assesses its students and its effectiveness teaching core curriculum.

### NORM REFERENCE TESTING

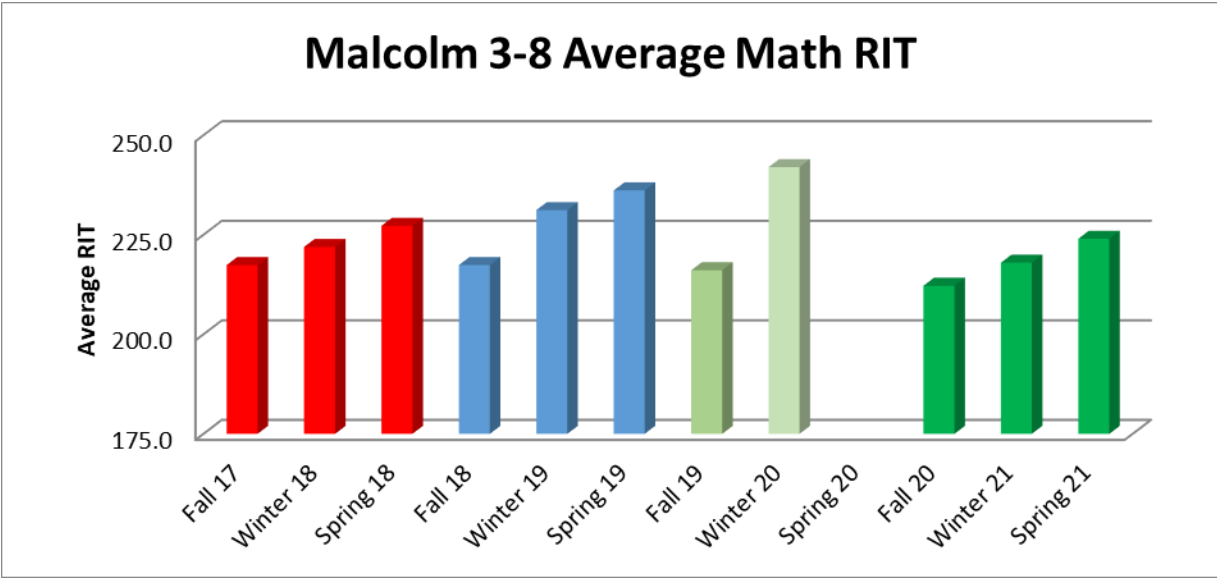
#### NWEA MAP TEST – (Norm-Referenced Test given to 3rd-8th Grades)

The Northwest Evaluation Association (NWEA) MAP test is a norm-reference assessment that we have selected to measure the performance levels of our students. Unlike our former norm-referenced test, NWEA is a dynamic and adaptive test that uses interactive technologies which adjust the difficulty of the questions (in real-time) to match the students' current performance levels. We feel that this test reflects our philosophy of challenging students without overwhelming them. Because of this, we feel that we can eliminate a couple of testing variables that can have a negative effect on performance and data accuracy; frustration and/or boredom. As a result, we are confident that we are getting the most accurate data available from a norm-reference test.

#### NWEA MAP: 3<sup>rd</sup>, 4<sup>th</sup>, 5<sup>th</sup>, 6<sup>th</sup>, 7<sup>th</sup>, 8<sup>th</sup> GRADE NORM-REFERENCE TEST RESULTS



**\*No Scores for Spring 2020 due to COVID**



- RIT: a proprietary, equal interval measurement that allows us to track growth and compare regardless of the age of the students or the time they were tested
- **\*No Scores for Spring 2020 due to COVID**

**NEBRASKA STUDENT-CENTERED ASSESSMENT SYSTEM**

The legislative sessions of 2007 and 2008 produced drastic changes in standards and assessment for Nebraska schools. The “new” system relied on a common test where individual school districts could, and were compared. The transition from the old system (STARS) to a newer system (NeSA) happened over a three-year period. In the 2009-2010 school year, reading was assessed using the NeSA format, while math and science continued to be assessed using STARS. In the 2010-2011 school year, reading and math were assessed using the NeSA format, while science continued with STARS. Finally, in 2011-2012, reading, math and science were all assessed using NeSA. However, in 2017-2018, we began a new era of state testing in Nebraska with the implementation of NSCAS (Nebraska Student-Centered Assessment System). NSCAS is administered by the Northwest Evaluation Association (NWEA)—the same company that gave us the MAP test, which we have been taking since 2009-2010.

**NSCAS READING: \*No Scores for 2019-2020 or 2020-2021 due to COVID**

**NSCAS MATH: \*No Scores for 2019-2020 or 2020-2021 due to COVID**

**NSCAS SCIENCE: \*No Scores for 2019-2020 or 2020-2021 due to COVID**

**MALCOLM PUBLIC SCHOOLS GRADUATION RATE FOR 2020-2021**

Graduation Rate	100%
-----------------	------

**MALCOLM SCHOOL DISTRICT IMPROVEMENT PROCESS:** In March 2017, the district hosted an external team of educators to review our school improvement processes and data. The overall purpose of an external team visit is to add an outside, objective view of the progress of the work accomplished by the school. This team was available to the school improvement curriculum committees to answer questions and if necessary, provide direction and guidance.

During the past five years the school district has focused its energies and resources on improving skills in reading comprehension, written communication, health and wellness, technology, visual and performing arts, as well as started processes to improve skills in math. Several commendations were given to the various curriculum committees, but more importantly, we received a few more recommendations that would further assist us in accomplishing our goals.

The school improvement process is always evolving and changing around student data. Following several years of analyzing student data, the school improvement teams felt the district had made acceptable strides on those goals, and attention could be moved to other areas\*\*. After a short review of past data analysis sessions and some professional dialog between committee members, the curriculum committee agreed upon the following objectives or goals for the next school improvement cycle.

- (1) All students 3-12 will improve writing skills with a focus on organization and ideas/content.
- (2) All students will improve skills in math.
- (3) All students will improve skills in Health and Wellness, Technology and Visual and Performing Arts.

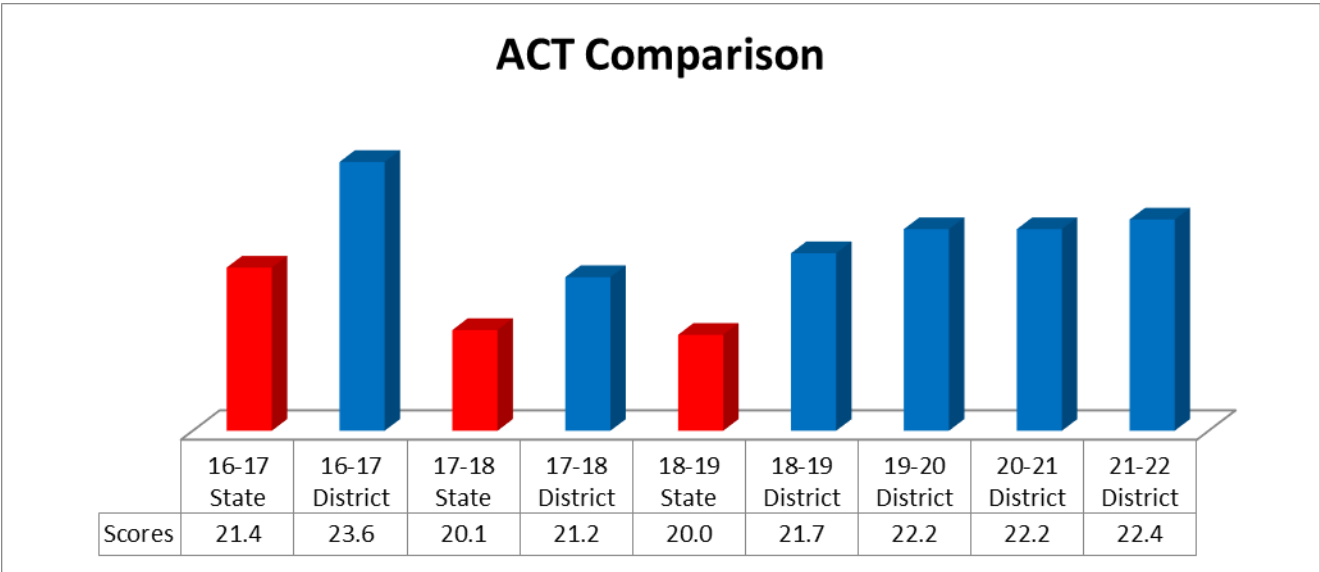
\*\* Reading and written communication will be monitored, to see if our success can be maintained or improved, without being specifically targeted.

[Our next external visit will be held in February 2022](#)

**ACT (American College Test): \*No State Scores for 2019-2022 due to COVID**

The ACT is the most common college entrance exam used in the Midwest. The **NON-STATE** administered test (given to all Juniors), is not required of all students, but it is available to be taken by any student and it may be taken multiple times by the same student. The following graph compares State and Local ACT scores from 2016-2017 through 2018-2019. Due to the pandemic, ACT did not publish a State score for the past three years.

The possible score range is from 0-36. Students who take a minimum of Algebra 1, Algebra 2, and Geometry typically achieve higher ACT Math scores than students who take less than three years of math. In addition, students who take more advanced math courses substantially increase their ACT math score. Students taking Biology and Chemistry in combination with Physics typically achieve higher ACT Science scores than students taking less than three years of science courses.



**NSCAS ACT: State administered test given to all 11<sup>th</sup> Graders**

**\*No Scores for ACT 2019-2020 or 2020-2021 due to COVID**

**SO WHAT DOES IT ALL MEAN?**

This annual report is submitted to the patrons of this community to help them understand and evaluate their school system. It is through this understanding that we as a school district can take pride in our accomplishments and identify areas where we need to improve. We also realize the total school picture can't be told in just percentages and numbers. The district will be constantly reviewing and evaluating the processes and results we are receiving from our student body. The Malcolm School District will be continually striving to improve our educational programs and instructional delivery. Our goal as a school district is to give every child an opportunity to reach their fullest potential. If you have questions or concerns, please feel free to contact School Administration or any school personnel.

# ***ROMANS, WIEMER & ASSOCIATES***

*Certified Public Accountants, P.C.*

Steven D. Wiemer, CPA

Gayle D. Steiger, CPA

---

Members American Institute of Certified Public Accountants

Nebraska Society of Certified Public Accountants

---

1910 N. Lincoln Avenue • York, Nebraska 68467

(402) 362-5597 • FAX (402) 362-2173

[rwacpas@windstream.net](mailto:rwacpas@windstream.net)

November 8, 2021

Board of Education  
School District No. 55-0148  
10004 NW 112<sup>th</sup> Street P.O. Box 246  
Malcolm, NE 68402-9561

Enclosed please find your copies of the financial statements for School District No. 55-0148 for the year ended August 31, 2021.

Copies of these statements have been electronically sent to the State Auditor's office and they should have already been uploaded to the Nebraska Department of Education.

If you have any questions concerning the enclosed material, please contact our office.

Thank you for your business.

ROMANS, WIEMER & ASSOCIATES,  
Certified Public Accountants, P.C.

# **ROMANS, WIEMER & ASSOCIATES**

*Certified Public Accountants, P.C.*

Steven D. Wiemer, CPA

Gayle D. Steiger, CPA

---

Members American Institute of Certified Public Accountants

Nebraska Society of Certified Public Accountants

---

1910 N. Lincoln Avenue • York, Nebraska 68467  
(402) 362-5597 • FAX (402) 362-2173  
rwacpas@windstream.net

November 4, 2021

Board of Education  
School District No. 55-0148  
Malcolm, Nebraska 68402-9561

We have audited the financial statements of the governmental activities, each major fund, and the aggregate remaining fund information of School District No. 55-0148 of Malcolm, Nebraska for the year ended August 31, 2021. Professional standards require that we provide you with information about our responsibilities under generally accepted auditing standards and, *Governmental Auditing Standards*, as well as certain information related to the planned scope and timing of our audit. We have communicated such information in our letter to you dated September 7, 2021. Professional standards also require that we communicate to you the following information related to our audit.

## **Significant Audit Matters**

### *Qualitative Aspects of Accounting Practices*

Management is responsible for the selection and use of appropriate accounting policies. The significant accounting policies used by School District No. 55-0148 of Malcolm, Nebraska are described in Note 1 to the financial statements. No new accounting policies were adopted and the application of existing policies was not changed during 2021. We noted no transactions entered into by School District No. 55-0148 of Malcolm, Nebraska during the year which there is a lack of authoritative guidance or consensus. All significant transactions have been recognized in the financial statements in the proper period.

Accounting estimates are an integral part of the financial statements prepared by management and are based on management's knowledge and experience about past and current events and assumptions about future events. Certain accounting estimates are particularly sensitive because of their significance to the financial statements and because of the possibility that future events affecting them may differ significantly from those expected. School District No. 55-0148 of Malcolm, Nebraska financial statements are prepared on the modified cash basis which does limit the use of estimates.

The financial statement disclosures are neutral, consistent, and clear.

### *Difficulties Encountered in Performing the Audit*

We encountered no significant difficulties in dealing with management in performing and completing our audit.

*Corrected and uncorrected Misstatements*

Professional standards require us to accumulate all known and likely misstatements identified during the audit, other than those that are clearly trivial, and communicate them to the appropriate level of management. Management has corrected all such misstatements. In addition, none of the misstatements detected as a result of audit procedures and corrected by management were material, either individually or in the aggregate, to each opinion unit's financial statements taken as a whole.

*Disagreements with Management*

For purposes of this letter, a disagreement with management is a financial accounting, reporting, or auditing matter, whether or not resolved to our satisfaction, that could be significant to the financial statements or the auditor's report. We are pleased to report that no such disagreements arose during the course of our audit.

*Management Representations*

We have requested certain representations from management that are included in the management representation letter date October 22, 2021.

*Management Consultations with Other independent Accountants*

In some cases, management may decide to consult with other accountants about auditing and accounting matters, similar to obtaining a "second opinion" on certain situations. If a consolation involves application of an accounting principle to School District No. 55-0148 of Malcolm, Nebraska's financial statements or a determination of the type of auditor's opinion that may be expressed on those statements, our professional standards require the consulting accountant to check with us to determine that the consultant has all the relevant facts. To our knowledge, there were no such consolations with other accountants.

*Other Audit Findings or Issues*

We generally discuss a variety of matters, including the application of accounting principles and auditing standards, with management each year prior to retention as School District No. 55-0148 of Malcolm, Nebraska's auditors. However, these discussions occurred in the normal course of our professional relationship and our responses were not a condition to our retention.

**Other Matters**

We were engaged to report on the Management's Discussion and Analysis, Budgetary Comparison Schedules, which accompany the financial statements but are not RSI. With respect to this supplementary information, we made certain inquiries of management and evaluated the form, content, and methods of preparing the information to determine that the information complies with the modified cash basis of accounting, which is a comprehensive basis of accounting other than accounting principles generally accepted in the United States of America (U.S. GAAP), the method of preparing it has not changed from the prior period, and the information is appropriate and complete in relation to our audit of the financial statements. We compared and reconciled the

supplementary information to the underlying accounting records used to prepare the financial statements or to the financial statements themselves.

We were not engaged to report on Schedule of Modified Cash Disbursements for Operational Expenses Compared to Budget – General Fund and Schedule(s) of County Treasurer’s funds held in trust for the School District, which accompany the financial statements but are not RSI. Such information has not been subjected to auditing procedures applied in the audit of the basic financial statements, and accordingly, we do not express an opinion or provide any assurance on it

**Restriction on Use**

This information is intended solely for the information and use of the Board of Education and management of School District No. 55-0148 of Malcolm, Nebraska and is not intended to be, and should not be, used by anyone other than these specified parties.

ROMANS, WIEMER & ASSOCIATES,  
Certified Public Accountants, P.C.

RWA: klz

Malcolm School Calendar

# 2022-2023

August 2022						
Su	M	Tu	W	Th	F	Sa
	1	2	3	4	5	6
7	8	9	10	11	12	13
14	15	16	17	18	19	20
21	22	23	24	25	26	27
28	29	30	31			
					18	15

September 2022						
Su	M	Tu	W	Th	F	Sa
				1	2	3
4	5	6	7	8	9	10
11	12	13	14	15	16	17
18	19	20	21	22	23	24
25	26	27	28	29	30	
					21	20

October 2022						
Su	M	Tu	W	Th	F	Sa
						1
2	3	4	5	6	7	8
9	10	11	12	13	14	15
16	17	18	19	20	21	22
23	24	25	26	27	28	29
30	31				20	20

November 2022						
Su	M	Tu	W	Th	F	Sa
		1	2	3	4	5
6	7	8	9	10	11	12
13	14	15	16	17	18	19
20	21	22	23	24	25	26
27	28	29	30			
					19	19

December 2022						
Su	M	Tu	W	Th	F	Sa
				1	2	3
4	5	6	7	8	9	10
11	12	13	14	15	16	17
18	19	20	21	22	23	24
25	26	27	28	29	30	31
					15	15

January 2023						
Su	M	Tu	W	Th	F	Sa
1	2	3	4	5	6	7
8	9	10	11	12	13	14
15	16	17	18	19	20	21
22	23	24	25	26	27	28
29	30	31				
					20	19

February 2023						
Su	M	Tu	W	Th	F	Sa
			1	2	3	4
5	6	7	8	9	10	11
12	13	14	15	16	17	18
19	20	21	22	23	24	25
26	27	28				
					19	17

March 2023						
Su	M	Tu	W	Th	F	Sa
			1	2	3	4
5	6	7	8	9	10	11
12	13	14	15	16	17	18
19	20	21	22	23	24	25
26	27	28	29	30	31	
					20	20

April 2023						
Su	M	Tu	W	Th	F	Sa
						1
2	3	4	5	6	7	8
9	10	11	12	13	14	15
16	17	18	19	20	21	22
23	24	25	26	27	28	29
30					18	18

May 2023						
Su	M	Tu	W	Th	F	Sa
	1	2	3	4	5	6
7	8	9	10	11	12	13
14	15	16	17	18	19	20
21	22	23	24	25	26	27
28	29	30	31			
					15	14

185	Teacher Days	177	Student Days
	Indicates Days Off		
	Indicates 12:24 Dismissals/Teacher Inservice		
	Indicates No School/Teacher Workdays		
	Indicates No School--P/T Conferences		
#	Number of Student Days in that Month		
#	Number of Teacher Days in that Month		
	Potential School Cancellation: SB (State), FB (Finals), GBB (Semifinals), BBB (Semifinals)		
School Resumes After Winter and Summer Break			
1st Semester:		89	
2nd Semester:		88	

Date	Event or Holiday
Aug. 8	Teacher Inservice
Aug. 9	Teacher Inservice
Aug. 10	Teacher Inservice
Aug. 11	First Day of School
Sep. 2	Early Dismissal 12:24/Teacher Inservice
Sep. 5	No School--Labor Day
Sep. 20	Early Dismissal 12:24/Teacher Inservice
Sep. 21	No School--P/T Conferences
Oct. 7	Early Dismissal 12:24/Teacher Inservice
End of 1st Quarter	
Oct. 13	Early Dismissal 12:24/Teacher Inservice
Oct. 14	No School--Fall Break
Nov. 4	Early Dismissal 12:24/Teacher Inservice
Nov. 23	No School--Thanksgiving Break
Nov. 24	No School--Thanksgiving Break
Nov. 25	No School--Thanksgiving Break
Dec. 2	Early Dismissal 12:24/Teacher Inservice
Dec. 21st End of 2nd Quarter	
No-School Winter Break December 22nd-January 3rd	
Jan. 3	Teacher Workday (No School)
Jan. 4	School Resumes
Jan. 27	Early Dismissal 12:24/Teacher Inservice
Jan. 30	No School
Feb. 15	No School--P/T Conferences
Feb. 16	Teacher Workday (No School)
Feb. 17	No School
Mar. 3	No School
Mar. 10	No School
End of 3rd Quarter	
Mar. 16	Early Dismissal 12:24/Teacher Inservice
Mar. 17	No School
Apr. 7	No School--Spring Break
Apr. 10	No School--Spring Break
Apr. 28	Early Dismissal 12:24/Teacher Inservice
May 13	Graduation
May 18	Early Dismissal 12:24/Teacher Inservice
May 19	Teacher Inservice
End of 4th Quarter	

# Malcolm School Calendar

# August 2022

Sunday	Monday	Tuesday	Wednesday	Thursday	Friday	Saturday
	1	2	3	4	5	6
7	8	9	10	11	12	13
14	15	16	17	18	19	20
21	22	23	24	25	26	27
28	29	30	31			
		Notes				

# Malcolm School Calendar

# September 2022

Sunday	Monday	Tuesday	Wednesday	Thursday	Friday	Saturday
				1	2	3
4	5	6	7	8	9	10
11	12	13	14	15	16	17
18	19	20	21	22	23	24
25	26	27	28	29	30	
		Notes				

# Malcolm School Calendar

# October 2022

Sunday	Monday	Tuesday	Wednesday	Thursday	Friday	Saturday	
						1	
2	3	4	5	6	7	8	
9	10	11	12	13	14	15	
16	17	18	19	20	21	22	
23	24	25	26	27	28	29	
30	31	Notes					

# Malcolm School Calendar

# November 2022

Sunday	Monday	Tuesday	Wednesday	Thursday	Friday	Saturday
		1	2	3	4	5
6	7	8	9	10	11	12
13	14	15	16	17	18	19
20	21	22	23	24	25	26
27	28	29	30			
		Notes				

# Malcolm School Calendar

# December 2022

Sunday	Monday	Tuesday	Wednesday	Thursday	Friday	Saturday
				1	2	3
4	5	6	7	8	9	10
11	12	13	14	15	16	17
18	19	20	21	22	23	24
25	26	27	28	29	30	31
		Notes				

# Malcolm School Calendar

# January 2023

Sunday	Monday	Tuesday	Wednesday	Thursday	Friday	Saturday
1	2	3	4	5	6	7
8	9	10	11	12	13	14
15	16	17	18	19	20	21
22	23	24	25	26	27	28
29	30	31				
		Notes				

# Malcolm School Calendar

# February 2023

Sunday	Monday	Tuesday	Wednesday	Thursday	Friday	Saturday
			1	2	3	4
5	6	7	8	9	10	11
12	13	14	15	16	17	18
19	20	21	22	23	24	25
26	27	28				
		Notes				

# Malcolm School Calendar

# March 2023

Sunday	Monday	Tuesday	Wednesday	Thursday	Friday	Saturday
			1	2	3	4
5	6	7	8	9	10	11
12	13	14	15	16	17	18
19	20	21	22	23	24	25
26	27	28	29	30	31	
		Notes				

# Malcolm School Calendar

# April 2023

Sunday	Monday	Tuesday	Wednesday	Thursday	Friday	Saturday
						1
2	3	4	5	6	7	8
9	10	11	12	13	14	15
16	17	18	19	20	21	22
23	24	25	26	27	28	29
30		Notes				

# Malcolm School Calendar

# May 2023

Sunday	Monday	Tuesday	Wednesday	Thursday	Friday	Saturday
	1	2	3	4	5	6
7	8	9	10	11	12	13
14	15	16	17	18	19	20
21	22	23	24	25	26	27
28	29	30	31			
		Notes				

# Malcolm School Calendar

# #REF!

#REF!	#REF!	#REF!	#REF!	#REF!	#REF!	#REF!	
#REF!	#REF!	#REF!	#REF!	#REF!	#REF!	#REF!	
#REF!	#REF!	#REF!	#REF!	#REF!	#REF!	#REF!	
#REF!	#REF!	#REF!	#REF!	#REF!	#REF!	#REF!	
#REF!	#REF!	#REF!	#REF!	#REF!	#REF!	#REF!	
#REF!	#REF!	#REF!	#REF!	#REF!	#REF!	#REF!	
#REF!	#REF!	<b>Notes</b>					

# Malcolm School Calendar

# #REF!

#REF!	#REF!	#REF!	#REF!	#REF!	#REF!	#REF!	
#REF!	#REF!	#REF!	#REF!	#REF!	#REF!	#REF!	
#REF!	#REF!	#REF!	#REF!	#REF!	#REF!	#REF!	
#REF!	#REF!	#REF!	#REF!	#REF!	#REF!	#REF!	
#REF!	#REF!	#REF!	#REF!	#REF!	#REF!	#REF!	
#REF!	#REF!	#REF!	#REF!	#REF!	#REF!	#REF!	
#REF!	#REF!	<b>Notes</b>					