

**Collierville Schools Board Business Meeting
July 16, 2024 Immediately after the Work Session
Collierville Schools Board Meeting Room
215 W Poplar Avenue
Collierville, TN 38017**

- | | |
|---|---------------------------------------|
| I. Call to Order | Wright Cox, Chairman |
| II. Roll Call | Wright Cox, Chairman |
| III. Moment of Silence | Wright Cox, Chairman |
| IV. Pledge of Allegiance | Wright Cox, Chairman |
| V. Public Comments | Wright Cox, Chairman |
| VI. Approval of the July 16, 2024 Board Meeting Agenda | Wright Cox, Chairman |
| VII. Business Affairs | Wright Cox, Chairman |
| A. Approval of the June 25, 2024 Board Meeting Minutes | |
| B. Approval of June 2024 Financial Statements | |
| VIII. Reports | |
| A. Chairman's Report | Wright Cox, Chairman |
| B. Director's Report | Dr. Russell Dyer, Director of Schools |
| IX. Business Items for Approval | Dr. Russell Dyer, Director of Schools |
| A. Approval of the Capital Improvement Plan Updates | Dr. Russell Dyer, Director of Schools |
| X. Consent Items for Approval | |
| A. Policy #1.501-Visitors to the Schools | |
| Policy #2.805-Purchasing | |
| Policy #4.213-Family Life Education | |
| Policy #4.214-Use of Artificial Intelligence Programs | |
| Policy #4.60-Promotion and Retention | |
| Policy #6.203-School Admissions | |
| Policy #6.313-Code of Conduct | |
| Policy #6.316-Suspension, Expulsion and Remand | |
| Policy #6.318-Admission of Suspended or Expelled Students | |
| Policy #6.411-Student Wellness | |
| Policy #4.403-Library Materials | |
| XI. Adjournment | |



Minutes of the Collierville Schools Board Business Meeting
June 25, 2024 5:35 PM
Collierville High School Community Room
11605 East Shelby Drive
Collierville, TN 38017

Attendance Taken at 5:35 PM.

Paul Childers: Absent
Wanda Chism: Absent
Wright Cox: Present
Wanda Gibbs: Present
Dr. Charles Green: Present

I. Call to Order

The Collierville Schools Board of Education Business Meeting was called to order by Board Chairman, Wright Cox at 5:35pm.

II. Roll Call

The roll call was taken by Board Chairman, Wright Cox. Board members Cox, Green and Gibbs were present, representing a quorum.

III. Moment of Silence

Board Chairman, Wright Cox, led the meeting in prayer.

IV. Pledge of Allegiance

The Pledge of Allegiance was led by Board Member Dr. Charles Green.

V. Public Comments

There were no public comments.

VI. Approval of the June 25, 2024 Board Meeting Agenda

At the request of the board, items B-G were moved to the consent agenda.

Motion Passed:Dr. Charles Green made the motion to approve the June 25, 2024 agenda with changes. The board voted to move items B-G to the consent agenda. The motion was seconded by

Wanda Gibbs.

Dr. Charles Green: Yea

Paul Childers: Yea

Wanda Chism: Absent

Wanda Gibbs: Yea

Wright Cox: Yea

VII. Business Affairs

A. Approval of the Minutes of May 21, 2024 Business Meeting

Motion Passed: Wanda Gibbs made the motion to approve the May 21, 2024 Board Minutes.

The motion was seconded by Dr. Charles Green.

Dr. Charles Green: Yea

Paul Childers: Absent

Wanda Chism: Absent

Wanda Gibbs: Yea

Wright Cox: Yea

B. Approval of May 2024 Financial Statements

Motion Passed: Dr. Charles Green made the motion to approve the May 2024 Financial

Statement. The motion was seconded by Wanda Gibbs.

Dr. Charles Green: Yea

Paul Childers: Absent

Wanda Chism: Absent

Wanda Gibbs: Yea

Wright Cox: Yea

VIII. Reports

A. Chairman's Report

Board Chairman Cox reported that he had stopped by the new District Office space and that it will be great, even though he has personal ties to the original building. Mr. Cox also reported that he attended the Tennessee Bankers Association conference where the President of Marshall University was the speaker. He commented on the Aviation program at Marshall, and it is the

same program that we offer at Collierville High School.

B. Director's Report

Dr. Dyer commented that the District Office will be moving this week and next week. All is going well. He recognized Thomas Dougherty, Chief of Operations, and Big League Movers for all their hard work. He attended the TSBA Prospective Superintendent's Academy where he taught Policy and Advocacy for the 3rd year. He will be traveling to Washington DC to attend the ASSA Conference. The District Office will be closed July 4-5. Dr. Dyer has visited the athletic camps, learning camps and things are going great. Ms. Jill Church, from DEC, advised Dr. Dyer that this has been the best ever ESY!

IX. Business Items for Approval

A. Director of Schools contract review

Motion Passed:Dr. Charles Green made the motion to approve. The motion was seconded by Wanda Gibbs.

Dr. Charles Green: Yea

Paul Childers: Absent

Wanda Chism: Absent

Wanda Gibbs: Yea

Wright Cox: Yea

B. Approval of the 2024-2025 New Club Requests

Motion Passed:Wanda Gibbs made the motion to approve the 2024-2025 New Club Request. The motion was seconded by Dr. Charles Green.

Dr. Charles Green: Yea

Paul Childers: Absent

Wanda Chism: Absent

Wanda Gibbs: Yea

Wright Cox: Yea

Wanda Chism: Absent

Wanda Gibbs: Yea

Wright Cox: Yea

C. Approval to replace Promethean Boards at Bailey Station Elementary School and Collierville Middle School

Motion Passed:Wanda Gibbs made the motion to approve. The motion was seconded by Dr. Charles Green.

Dr. Charles Green: Yea

Paul Childers: Absent

Wanda Chism: Absent

Wanda Gibbs: Yea

Wright Cox: Yea

D. Approval of FY25 Consolidated Application for IDEA/ESEA School year 2024-2025

Motion Passed:Dr. Charles Green made the motion to approve. The motion was seconded by Wanda Gibbs.

Dr. Charles Green: Yea

Paul Childers: Absent

Wanda Chism: Absent

Wanda Gibbs: Yea

Wright Cox: Yea

X. Consent Agenda

Items B-G were moved to the consent agenda by vote on item VI, approval of the June 25, 2024 Board Meeting Agenda.

B.Approval of Resolution 2024-20 Capital Improvement Plan Amendment #4

C.Approval of Resolution 2024-21 Federal Fund Budget Amendment #2 (Final)

D.Approval of Resolution 2024-22 Nutrition Fund Budget Amendment #3 (Final)

E.Approval of Resolution 2024-23 Discretionary Grant Fund Amendment #1 (Final)

F.Approval of Resolution 2024-24 General Fund Amendment #5

G.Approval of Resolution 2024-25 transfer of funds to the schools Federal Projects Fund Policy #1.800 - School Calendar

Policy #2.403 - Surplus Property Sales

Policy #3.202 - Emergency Preparedness Plan

Policy #3.205 - Security

Policy #3.400 - Student Transportation Management

Policy #4.201 - Class Size Ratios

Policy #4.600 - Grading System

Policy #5.307 - Physical Assault Leave

Policy #5.701 - Substitute Teachers

Policy #5.802 - Qualifications and Duties of the Director of Schools

Policy #6.309 - Zero Tolerance Offenses

Policy #6.4052 - Opioid Antagonist (new policy)

Policy #6.409 - Child Abuse and Neglect

Motion Passed: Wanda Gibbs made the motion to approve. The motion was seconded by Dr. Charles Green.

Dr. Charles Green: Yea

Paul Childers: Absent

Wanda Chism: Absent

Wanda Gibbs: Yea

Wright Cox: Yea

XI. Adjournment

The meeting adjourned at 5:50 pm.

Chairman

Superintendent



COLLIERVILLE SCHOOLS

SCHOLARSHIP · INTEGRITY · SERVICE

MONTHLY FINANCIAL REPORT



JUNE 2024

2023-2024

GENERAL FUND

SCHOOL NUTRITION

FEDERAL PROGRAMS

DISCRETIONARY GRANTS

C. I. P.

**GENERAL FUND
REVENUE**

COLLIERVILLE SCHOOLS

REVENUE BY FUNC

BATON QUEUE ID 545028

FOR JUNE, 2024

FUNCTION 1ST 2: 40 -

Report Code: BAT_GL_TEMPLATE

FUNCTION	DESCRIPTION	BUDGET AMOUNT	ADJUSTED BUDGET	CURRENT ACTIVITY	YTD ACTIVITY	ENCUMBRANCE	REQUISITION	UNENCUMBERED BALANCE	PERCENT ENCUMBRD
40110	Current Property Tax	23,201,000.00	23,201,000.00	0.00	23,452,611.25	0.00	0.00	-251,611.25	101
40120	Trustee's Collection - Prior Years	535,828.00	535,828.00	0.00	96,057.83	0.00	0.00	439,770.17	18
40130	Clerk & Master/Circuit Court - Prior Years	313,004.00	313,004.00	0.00	148,389.76	0.00	0.00	164,614.24	47
40150	Pickup Taxes	1,745,329.00	1,745,329.00	0.00	1,341,744.86	0.00	0.00	403,584.14	77
40162	Payments in Lieu of Taxes - Local Utilities	248,235.00	248,235.00	0.00	164,458.44	0.00	0.00	83,776.56	66
40163	Payments in Lieu of Taxes - Other	282,831.00	282,831.00	0.00	312,132.38	0.00	0.00	-29,301.38	110
40210	Local Option Sales Taxes	15,000,000.00	15,000,000.00	0.00	13,124,803.73	0.00	0.00	1,875,196.27	87
40240	Wheel Tax	2,000,105.00	2,000,105.00	187,739.74	2,234,146.07	0.00	0.00	-234,041.07	112
40270	Business Tax	3,300.00	3,300.00	0.00	2,109.15	0.00	0.00	1,190.85	64
40275	Mixed Drink Tax	289,000.00	289,000.00	28,608.38	271,524.22	0.00	0.00	17,475.78	94
40390	Municipal Tax	2,582,675.00	2,582,675.00	215,222.91	2,582,674.92	0.00	0.00	0.08	100
TOTALS:	Function: 40 -	46,201,307.00	46,201,307.00	431,571.03	43,730,652.61	0.00	0.00	2,470,654.39	95

COLLIERVILLE SCHOOLS

REVENUE BY FUNC

BATCH QUEUE ID 545028

FOR JUNE, 2024

Page: 2 of 9

07/11/2024

8:52:27 AM

Report Code: BAT_GL_TEMPLATE

FUNCTION 1ST 2: 43 - CHARGES FOR CURRENT SERVICES

FUNCTION	DESCRIPTION	BUDGET AMOUNT	ADJUSTED BUDGET	CURRENT ACTIVITY	YTD ACTIVITY	ENCUMBRANCE	REQUISITION	UNENCUMBERED BALANCE	PERCENT ENCMBRD
43513	Tuition - Summer School	20,000.00	20,000.00	0.00	0.00	0.00	0.00	20,000.00	0
43515	Tuition - Other State Systems	196,900.00	199,900.00	0.00	200,194.15	0.00	0.00	-294.15	100
43990	Other Charges for Services	500,000.00	500,000.00	9,349.87	364,801.10	0.00	0.00	135,198.90	73
43991	Other Charges for Svcs - Shared Svcs	498,000.00	498,000.00	27,358.19	473,535.03	0.00	0.00	24,464.97	95
TOTALS:	Function: 43 - Charges for Current Services	1,214,900.00	1,217,900.00	36,708.06	1,038,530.28	0.00	0.00	179,369.72	85

COLLIERVILLE SCHOOLS

REVENUE BY FUNC

FOR JUNE, 2024

BATCH QUEUE ID 545028

FUNCTION 1ST 2: 44 -

Report Code: BAT_GL_TEMPLATE

FUNCTION	DESCRIPTION	BUDGET AMOUNT	ADJUSTED BUDGET	CURRENT ACTIVITY	YTD ACTIVITY	ENCUMBRANCE	REQUISITION	UNENCUMBERED BALANCE	PERCENT ENCMBRD
44110	Investment Income	440,038.00	440,038.00	120,406.48	1,058,162.87	0.00	0.00	-618,124.87	240
44120	Lease/Rentals	20,000.00	20,000.00	15,851.20	15,851.20	0.00	0.00	4,148.80	79
44170	Miscellaneous Refunds	850,000.00	850,000.00	49,469.64	311,570.23	0.00	0.00	538,429.77	37
44171	Tech Replacement Fees	7,000.00	18,000.00	6,582.96	24,335.43	0.00	0.00	-6,335.43	135
44172	Substitute Reimbursement	40,000.00	40,000.00	0.00	52,511.67	0.00	0.00	-12,511.67	131
44174	DEVICE FEES	300,000.00	300,000.00	1,220.00	192,719.33	0.00	0.00	107,280.67	64
44177	CHS Band Boosters	0.00	25,000.00	0.00	21,699.99	0.00	0.00	3,300.01	87
44178	CHS POM Boosters	0.00	13,200.00	0.00	13,200.12	0.00	0.00	-0.12	100
44179	Collierville Dragon Dancers	0.00	13,200.00	0.00	13,200.12	0.00	0.00	-0.12	100
44180	CHS Cheer Boosters	0.00	12,230.00	0.00	12,209.94	0.00	0.00	20.06	100
44181	CHS Boys Soccer	0.00	8,200.00	0.00	8,184.00	0.00	0.00	16.00	100
44182	CHS Volleyball	0.00	5,500.00	0.00	4,278.83	0.00	0.00	1,221.17	78
44183	CHS Trap Team	0.00	4,700.00	0.00	4,676.00	0.00	0.00	24.00	99
44184	CHS Cross Country	0.00	2,000.00	0.00	2,000.00	0.00	0.00	0.00	100
44185	CMS Band Boosters	0.00	2,400.00	0.00	1,200.00	0.00	0.00	1,200.00	50
44186	CHS Baseball Boosters	0.00	29,150.00	0.00	25,200.00	0.00	0.00	3,950.00	86
44187	CHS Softball	0.00	6,000.00	0.00	6,000.00	0.00	0.00	0.00	100
44188	CHS Girls Soccer	0.00	7,000.00	0.00	7,000.00	0.00	0.00	0.00	100
44189	CHS Theatre	0.00	9,400.00	0.00	9,352.00	0.00	0.00	48.00	99
44190	CMS Cheer	0.00	7,500.00	0.00	7,500.00	0.00	0.00	0.00	100
44192	CHS Girls Lacrosse	0.00	7,300.00	0.00	8,000.00	0.00	0.00	-700.00	110
44193	CHS Basketball Boosters	0.00	11,000.00	0.00	5,000.00	0.00	0.00	6,000.00	45
44194	CHS Speech & Debate	0.00	1,760.00	0.00	1,754.00	0.00	0.00	6.00	100
44195	Athletic Account - Summer Camp	0.00	150,000.00	45,425.72	128,270.20	0.00	0.00	21,729.80	86
44196	CHS Football Boosters	0.00	38,285.00	0.00	38,286.00	0.00	0.00	-1.00	100
44198	WCMS Cheer Boosters	0.00	10,000.00	0.00	9,999.99	0.00	0.00	0.01	100
44199	WCMS Orchestra Boosters	0.00	1,500.00	0.00	1,500.00	0.00	0.00	0.00	100
44200	CHS Mountain Biking Boosters	0.00	500.00	0.00	500.00	0.00	0.00	0.00	100
44201	CHS Swimming Boosters	0.00	1,000.00	0.00	1,000.00	0.00	0.00	0.00	100
44202	WCMS Band Boosters	0.00	4,000.00	0.00	4,000.00	0.00	0.00	0.00	100
44203	CHS Robotics Boosters	0.00	20,000.00	0.00	18,270.00	0.00	0.00	1,730.00	91
44204	CHS Choir Boosters	0.00	1,000.00	0.00	1,000.00	0.00	0.00	0.00	100
44520	Insurance Recovery	10,000.00	35,000.00	0.00	35,000.00	0.00	0.00	0.00	100

COLLIERVILLE SCHOOLS

Report Code: BAT_GL_TEMPLATE

REVENUE BY FUNC
 BATCH QUEUE ID 545028
 FOR JUNE, 2024
 FUNCTION 1ST 2: 44 -

Page: 4 of 9
 07/11/2024
 8:52:27 AM

FUNCTION	DESCRIPTION	BUDGET AMOUNT	ADJUSTED BUDGET	CURRENT ACTIVITY	YTD ACTIVITY	ENCUMBRANCE	REQUISITION	UNENCUMBERED BALANCE	PERCENT ENCUMBRD
44530	Sale of Equipment	1,100,000.00	1,100,000.00	6.00	810,464.26	0.00	0.00	289,535.74	74
44560	Damages Recovered from Individuals	1,000.00	61,000.00	0.00	60,253.68	0.00	0.00	746.32	99
44990	Other Local Revenue	2,000.00	2,000.00	0.00	0.00	0.00	0.00	2,000.00	0
44991	Dragon Games Donations	4,000.00	0.00	0.00	0.00	0.00	0.00	0.00	0
TOTALS:	Function: 44 -	2,774,038.00	3,257,863.00	238,962.00	2,914,149.86	0.00	0.00	343,713.14	89

COLLIERVILLE SCHOOLS

REVENUE BY FUNC

BATCH QUEUE ID 545028

FOR JUNE, 2024

FUNCTION 1ST 2: 46 -

Report Code: BAT_GL_TEMPLATE

FUNCTION	DESCRIPTION	BUDGET AMOUNT	ADJUSTED BUDGET	CURRENT ACTIVITY	YTD ACTIVITY	ENCUMBRANCE	REQUISITION	UNENCUMBERED BALANCE	PERCENT ENCUMBRD
46510	Tennessee Investment in Student Achievement	53,176,077.00	59,699,112.00	4,286,144.64	57,999,296.43	0.00	0.00	1,699,815.57	97
46610	Career Ladder Program	100,282.00	100,282.00	0.00	84,101.71	0.00	0.00	16,180.29	84
46990	Other State Revenues	0.00	213,700.00	0.00	113,700.69	0.00	0.00	99,999.31	53
TOTALS:	Function: 46 -	53,276,359.00	60,013,094.00	4,286,144.64	58,197,098.83	0.00	0.00	1,815,995.17	97

COLLIERVILLE SCHOOLS

REVENUE BY FUNC

07/11/2024

Report Code: BAT_GL_TEMPLATE

BATCH QUEUE ID 545098

3:50:37 PM

FOR JUNE, 2024

FUNCTION 1ST 2: 49 -

FUNCTION	DESCRIPTION	BUDGET AMOUNT	ADJUSTED BUDGET	CURRENT ACTIVITY	YTD ACTIVITY	ENCUMBRANCE	REQUISITION	UNENCUMBERED BALANCE	PERCENT ENCUMBRD
49800	Transfers In	2,964,000.00	3,485,030.00	150,700.49	3,633,836.75	0.00	0.00	-148,806.75	104
49900	Revenue YE Close	2,280,232.00	2,481,587.00	0.00	0.00	0.00	0.00	2,481,587.00	0
TOTALS:	Function: 49 -	5,244,232.00	5,966,617.00	150,700.49	3,633,836.75	0.00	0.00	2,332,780.25	61

COLLIERVILLE SCHOOLS

REVENUE BY FUNC

BATCH QUEUE ID 545098

Report Code: BAT_GL_TEMPLATE

	BUDGET AMOUNT	ADJUSTED BUDGET	CURRENT ACTIVITY	YTD ACTIVITY	ENCUMBRANCE	REQUISITION	UNENCUMBERED BALANCE	PERCENT ENCUMBRD
GRAND TOTAL:	108,715,836.00	116,656,781.00	5,256,696.77	109,626,878.88	0.00	0.00	7,029,902.12	94

**GENERAL FUND
EXPENDITURES**

COLLIERVILLE SCHOOLS

EXPENSES BY FUNCTION

BATCH QUEUE ID 545097

FOR JUNE, 2024

FUNCTION : 71100 - REGULAR INSTRUCTION PROGRAM

Report Code: BAT_GL_TEMPLATE

OBJECT	DESCRIPTION	BUDGET AMOUNT	ADJUSTED BUDGET	CURRENT ACTIVITY	YTD ACTIVITY	ENCUMBRANCE	REQUISITION	UNENCUMBERED BALANCE	PERCENT ENCMBRD
11600	Teachers	34,459,582.00	34,785,291.00	5,408,622.97	34,466,384.74	0.00	0.00	318,906.26	99
11700	Career Ladder	68,000.00	68,000.00	28,500.00	58,000.00	0.00	0.00	10,000.00	85
12700	Career Ladder Extended Contracts	24,000.00	24,000.00	0.00	0.00	0.00	0.00	24,000.00	0
12800	Homebound Teachers	20,000.00	20,000.00	2,975.00	15,067.50	0.00	0.00	4,932.50	75
16300	Educational Assistants	1,095,064.00	1,095,064.00	57,958.60	1,029,908.73	0.00	0.00	65,155.27	94
18800	Bonus Payments	0.00	1,065,200.00	0.00	1,063,600.00	0.00	0.00	1,600.00	100
19500	Sub Teachers-Certified	500,000.00	528,920.00	59,155.09	706,691.39	0.00	0.00	-177,771.39	134
19800	Sub Teachers-Non-Certified	20,000.00	20,000.00	3,600.00	27,570.00	0.00	0.00	-7,570.00	138
20100	Social Security	2,243,572.00	2,311,407.00	342,392.62	2,173,450.05	0.00	0.00	137,956.95	94
20400	State Retirement	2,469,964.00	2,542,504.00	396,352.88	2,630,322.70	0.00	0.00	-87,818.70	103
20600	Life Insurance	115,270.00	115,270.00	0.00	104,616.63	0.00	0.00	10,653.37	91
20700	Medical Insurance	4,400,000.00	4,400,000.00	4,182.82	4,398,371.89	0.00	0.00	1,628.11	100
21200	Employer Medicare	524,706.00	540,571.00	80,296.77	510,101.28	0.00	0.00	30,469.72	94
21700	Retirement - Hybrid Stabilization	219,000.00	219,000.00	22,533.81	150,035.59	0.00	0.00	68,964.41	69
33000	Operating Lease Payments	2,108,760.00	2,108,760.00	0.00	1,912,098.00	0.00	0.00	196,662.00	91
33600	Maint & Repair-Equipment	36,700.00	36,700.00	0.00	10,350.00	0.00	0.00	26,350.00	28
39900	Other Contracted Services	230,000.00	205,000.00	27,125.75	127,603.70	0.00	0.00	77,396.30	62
39902	Other Contr Svcs - Translation, Homebound	55,000.00	55,000.00	527.37	3,810.43	0.00	0.00	51,189.57	7
42900	Instructional Supplies & Materials	1,105,500.00	1,030,500.00	70,000.00	930,601.79	0.00	0.00	99,898.21	90
42905	Instructional Supplies - Allocations to Schools	424,890.00	419,890.00	0.00	399,130.00	0.00	0.00	20,760.00	95
44900	Textbooks	1,000,000.00	1,000,000.00	0.00	886,408.64	0.00	0.00	113,591.36	89
49900	Other Supplies & Materials	40,000.00	40,000.00	0.00	26,971.00	0.00	0.00	13,029.00	67
59900	Other Charges	25,000.00	25,000.00	0.00	25,000.00	0.00	0.00	0.00	100
59901	Other Charges - Graduation Costs	6,000.00	6,000.00	0.00	6,000.00	0.00	0.00	0.00	100
72200	Reg Inst Equipment	186,000.00	357,000.00	0.00	303,098.78	0.00	0.00	53,901.22	85
72217	Reg Inst Equipment (Reimbursed)	400,000.00	466,000.00	18,696.00	384,733.14	0.00	0.00	81,266.86	83
TOTALS:	Function: 71100 - Regular Instruction Program	51,777,008.00	53,485,077.00	6,522,919.68	52,349,925.98	0.00	0.00	1,135,151.02	98

COLLIERVILLE SCHOOLS

EXPENSES BY FUNCTION

Report Code: BAT_GL_TEMPLATE

BATCH QUEUE ID 545097

FOR JUNE, 2024

FUNCTION : 71150 - ALTERNATIVE INSTRUCTION PROGRAM

OBJECT	DESCRIPTION	BUDGET AMOUNT	ADJUSTED BUDGET	CURRENT ACTIVITY	YTD ACTIVITY	ENCUMBRANCE	REQUISITION	UNENCUMBERED BALANCE	PERCENT ENCMBRD
11600	Teachers	88,857.00	88,857.00	11,134.49	90,816.17	0.00	0.00	-1,959.17	102
16300	Educational Assistants	26,912.00	26,912.00	1,304.10	26,212.41	0.00	0.00	699.59	97
20100	Social Security	7,178.00	7,178.00	771.20	6,728.86	0.00	0.00	449.14	94
20400	State Retirement	7,884.00	7,884.00	568.38	7,980.38	0.00	0.00	-96.38	101
20600	Life Insurance	670.00	670.00	0.00	346.60	0.00	0.00	323.40	52
20700	Medical Insurance	27,000.00	27,000.00	0.00	19,209.40	0.00	0.00	7,790.60	71
21200	Employer Medicare	1,679.00	1,679.00	180.35	1,568.54	0.00	0.00	110.46	93
21700	Retirement - Hybrid Stabilization	665.00	665.00	18.92	295.47	0.00	0.00	369.53	44
39900	Other Contracted Services	40,000.00	40,000.00	1,958.00	34,153.00	0.00	0.00	5,847.00	85
42900	Instructional Supplies & Materials	4,000.00	4,000.00	0.00	159.92	0.00	0.00	3,840.08	4
49900	Other Supplies & Materials	2,000.00	2,000.00	0.00	1,329.89	0.00	0.00	670.11	66
59900	Other Charges	2,000.00	2,000.00	0.00	0.00	0.00	0.00	2,000.00	0
79000	Other Equipment	5,000.00	5,000.00	0.00	367.08	0.00	0.00	4,632.92	7
TOTALS:	Function: 71150 - Alternative Instruction Program	213,845.00	213,845.00	15,935.44	189,167.72	0.00	0.00	24,677.28	88

COLLIERVILLE SCHOOLS

EXPENSES BY FUNCTION

BATCH QUEUE ID 545097

FOR JUNE, 2024

FUNCTION : 71200 - SPECIAL EDUCATION PROGRAM

Report Code: BAT_GL_TEMPLATE

OBJECT	DESCRIPTION	BUDGET AMOUNT	ADJUSTED BUDGET	CURRENT ACTIVITY	YTD ACTIVITY	ENCUMBRANCE	REQUISITION	UNENCUMBERED BALANCE	PERCENT ENCBRD
11600	Teachers	3,998,146.00	4,016,146.00	661,882.96	4,064,053.98	0.00	0.00	-47,907.98	101
11700	Career Ladder	4,000.00	4,000.00	1,500.00	3,000.00	0.00	0.00	1,000.00	75
12800	Homebound Teachers	79,950.00	79,950.00	12,300.00	79,950.00	0.00	0.00	0.00	100
16300	Educational Assistants	1,873,174.00	1,873,174.00	116,373.11	1,771,456.16	0.00	0.00	101,717.84	95
17100	Speech Pathologist	838,739.00	628,739.00	83,897.21	524,142.03	0.00	0.00	104,596.97	83
18900	Other Salaries & Wages	2,000.00	2,000.00	1,500.00	2,060.00	0.00	0.00	-60.00	103
19500	Sub Teachers-Certified	60,000.00	85,000.00	6,630.01	89,559.86	0.00	0.00	-4,559.86	105
19800	Sub Teachers-Non-Certified	70,000.00	135,000.00	8,579.89	140,644.85	0.00	0.00	-5,644.85	104
20100	Social Security	429,289.00	435,985.00	55,076.31	388,519.18	0.00	0.00	47,465.82	89
20400	State Retirement	532,916.00	534,142.00	64,874.32	484,229.59	0.00	0.00	49,912.41	91
20600	Life Insurance	17,750.00	18,850.00	0.00	18,839.16	0.00	0.00	10.84	100
20700	Medical Insurance	714,150.00	787,150.00	0.00	786,774.38	0.00	0.00	375.62	100
21200	Employer Medicare	100,398.00	101,964.00	12,943.75	91,246.59	0.00	0.00	10,717.41	89
21700	Retirement - Hybrid Stabilization	65,000.00	65,000.00	5,444.54	43,013.97	0.00	0.00	21,986.03	66
31200	Contracts w Private Agencies	10,000.00	230,000.00	16,750.50	228,520.50	0.00	0.00	1,479.50	99
33600	Maint & Repair-Equipment	10,000.00	7,200.00	724.58	4,694.37	0.00	0.00	2,505.63	65
39900	Other Contracted Services	0.00	20,000.00	0.00	17,662.50	0.00	0.00	2,337.50	88
42900	Instructional Supplies & Materials	29,600.00	29,600.00	0.00	26,117.52	0.00	0.00	3,482.48	88
49900	Other Supplies & Materials	19,000.00	19,000.00	0.00	18,997.02	0.00	0.00	2.98	100
72500	Special Education Equipment	15,000.00	15,000.00	815.00	14,997.79	0.00	0.00	2.21	100
TOTALS:	Function: 71200 - Special Education Program	8,869,112.00	9,087,900.00	1,049,292.18	8,798,479.45	0.00	0.00	289,420.55	97

COLLIERVILLE SCHOOLS

EXPENSES BY FUNCTION

BATCH QUEUE ID 545097

FOR JUNE, 2024

FUNCTION : 71300 - VOCATIONAL EDUCATION PROGRAM

Report Code: BAT_GL_TEMPLATE

OBJECT	DESCRIPTION	BUDGET AMOUNT	ADJUSTED BUDGET	CURRENT ACTIVITY	YTD ACTIVITY	ENCUMBRANCE	REQUISITION	UNENCUMBERED BALANCE	PERCENT ENCUMBRD
11600	Teachers	1,959,993.00	1,966,591.00	285,877.97	1,948,784.52	0.00	0.00	17,806.48	99
19500	Sub Teachers-Certified	12,000.00	12,000.00	3,675.01	44,619.88	0.00	0.00	-32,619.88	372
20100	Social Security	122,264.00	122,673.00	17,922.64	117,880.92	0.00	0.00	4,792.08	96
20400	State Retirement	133,476.00	133,925.00	21,297.49	145,342.54	0.00	0.00	-11,417.54	109
20600	Life Insurance	2,500.00	5,800.00	0.00	5,766.89	0.00	0.00	33.11	99
20700	Medical Insurance	90,000.00	190,000.00	0.00	189,813.38	0.00	0.00	186.62	100
21200	Employer Medicare	28,594.00	28,690.00	4,198.53	27,663.33	0.00	0.00	1,026.67	96
21700	Retirement - Hybrid Stabilization	4,020.00	10,020.00	1,759.30	11,706.14	0.00	0.00	-1,686.14	117
33600	Maint & Repair-Equipment	10,000.00	10,000.00	0.00	3,420.08	0.00	0.00	6,579.92	34
42900	Instructional Supplies & Materials	53,000.00	53,000.00	75.54	34,397.54	0.00	0.00	18,602.46	65
44900	Textbooks	18,000.00	18,000.00	0.00	1,868.00	0.00	0.00	16,132.00	10
49900	Other Supplies & Materials	7,000.00	7,000.00	0.00	1,535.95	0.00	0.00	5,464.05	22
73000	Vocational Equipment	18,000.00	18,000.00	3,600.00	11,413.75	0.00	0.00	6,586.25	63
TOTALS:	Function: 71300 - Vocational Education Program	2,458,847.00	2,575,699.00	338,406.48	2,544,212.92	0.00	0.00	31,486.08	99

COLLIERVILLE SCHOOLS

EXPENSES BY FUNCTION

BATCH QUEUE ID 545097

FOR JUNE, 2024

FUNCTION : 72110 - ATTENDANCE

Report Code: BAT_GL_TEMPLATE

OBJECT	DESCRIPTION	BUDGET AMOUNT	ADJUSTED BUDGET	CURRENT ACTIVITY	YTD ACTIVITY	ENCUMBRANCE	REQUISITION	UNENCUMBERED BALANCE	PERCENT ENCMBRD
10500	Supervisor/Director	219,257.00	219,257.00	16,865.92	210,334.60	0.00	0.00	8,922.40	96
16100	Secretary(s)	59,191.00	59,191.00	4,463.85	56,870.82	0.00	0.00	2,320.18	96
18900	Other Salaries & Wages	251,471.00	300,814.00	28,287.71	300,355.34	0.00	0.00	458.66	100
20100	Social Security	32,855.00	35,915.00	3,076.34	33,141.13	0.00	0.00	2,773.87	92
20400	State Retirement	38,309.00	41,669.00	4,086.08	46,762.81	0.00	0.00	-5,093.81	112
20600	Life Insurance	1,460.00	1,760.00	0.00	1,744.42	0.00	0.00	15.58	99
20700	Medical Insurance	37,000.00	60,500.00	0.00	60,285.80	0.00	0.00	214.20	100
21200	Employer Medicare	7,684.00	8,399.00	719.46	7,750.58	0.00	0.00	648.42	92
21700	Retirement - Hybrid Stabilization	0.00	2,000.00	237.29	2,191.50	0.00	0.00	-191.50	110
35500	Travel	1,500.00	2,000.00	173.28	1,677.67	0.00	0.00	322.33	84
39900	Other Contracted Services	79,500.00	79,500.00	5,830.89	77,623.35	0.00	0.00	1,876.65	98
49900	Other Supplies & Materials	2,500.00	1,900.00	0.00	1,795.21	0.00	0.00	104.79	94
52400	In-Service/Staff Development	31,000.00	30,500.00	360.87	19,391.19	0.00	0.00	11,108.81	64
59900	Other Charges	250.00	0.00	0.00	0.00	0.00	0.00	0.00	0
70400	Attendance Equipment	3,000.00	3,850.00	0.00	3,776.00	0.00	0.00	74.00	98
TOTALS:	Function: 72110 - Attendance	764,977.00	847,255.00	64,101.69	823,700.42	0.00	0.00	23,554.58	97

COLLIERVILLE SCHOOLS

EXPENSES BY FUNCTION

Report Code: BAT_GL_TEMPLATE

BATCH QUEUE ID 545097

FOR JUNE, 2024

FUNCTION : 72120 - HEALTH SERVICES

OBJECT	DESCRIPTION	BUDGET AMOUNT	ADJUSTED BUDGET	CURRENT ACTIVITY	YTD ACTIVITY	ENCUMBRANCE	REQUISITION	UNENCUMBERED BALANCE	PERCENT ENCMBRD
13100	Medical Personnel	677,306.00	707,956.00	115,877.39	735,734.12	0.00	0.00	-27,778.12	104
18900	Other Salaries & Wages	307,034.00	331,034.00	16,055.60	322,747.04	0.00	0.00	8,286.96	97
18910	Sub Nurses	2,000.00	2,000.00	0.00	2,077.52	0.00	0.00	-77.52	104
20100	Social Security	61,153.00	63,053.00	8,179.68	60,785.22	0.00	0.00	2,267.78	96
20400	State Retirement	78,759.00	83,846.00	10,592.79	85,481.56	0.00	0.00	-1,635.56	102
20600	Life Insurance	2,500.00	3,100.00	0.00	3,012.85	0.00	0.00	87.15	97
20700	Medical Insurance	150,000.00	150,900.00	0.00	150,887.26	0.00	0.00	12.74	100
21200	Employer Medicare	14,302.00	14,746.00	1,913.04	14,216.07	0.00	0.00	529.93	96
21700	Retirement - Hybrid Stabilization	18,000.00	18,000.00	1,425.76	10,543.51	0.00	0.00	7,456.49	59
35500	Travel	3,000.00	3,000.00	15.34	252.22	0.00	0.00	2,747.78	8
39900	Other Contracted Services	60,000.00	33,000.00	0.00	1,344.08	0.00	0.00	31,655.92	4
49900	Other Supplies & Materials	8,000.00	8,000.00	0.00	4,953.92	0.00	0.00	3,046.08	62
52400	In-Service/Staff Development	7,000.00	7,000.00	0.00	6,532.76	0.00	0.00	467.24	93
73500	Health Equipment	5,000.00	5,000.00	0.00	813.99	0.00	0.00	4,186.01	16
TOTALS:	Function: 72120 - Health Services	1,394,054.00	1,430,635.00	154,059.60	1,399,382.12	0.00	0.00	31,252.88	98

COLLIERVILLE SCHOOLS

EXPENSES BY FUNCTION

BATCH QUEUE ID 545097

FOR JUNE, 2024

FUNCTION : 72130 - OTHER STUDENT SUPPORT

Report Code: BAT_GL_TEMPLATE

OBJECT	DESCRIPTION	BUDGET AMOUNT	ADJUSTED BUDGET	CURRENT ACTIVITY	YTD ACTIVITY	ENCUMBRANCE	REQUISITION	UNENCUMBERED BALANCE	PERCENT ENCMBRD
12300	Guidance Personnel	1,738,917.00	1,738,917.00	249,862.49	1,769,465.44	0.00	0.00	-30,548.44	102
18900	Other Salaries & Wages	320,000.00	340,000.00	81,100.67	330,298.53	0.00	0.00	9,701.47	97
18913	Other Salaries - Schools Extra Hours	0.00	0.00	600.00	600.00	0.00	0.00	-600.00	0
20100	Social Security	127,653.00	127,653.00	20,556.51	122,711.24	0.00	0.00	4,941.76	96
20400	State Retirement	140,212.00	144,212.00	23,324.22	148,808.81	0.00	0.00	-4,596.81	103
20600	Life Insurance	4,743.00	5,243.00	0.00	5,235.55	0.00	0.00	7.45	100
20700	Medical Insurance	202,000.00	212,000.00	0.00	211,885.40	0.00	0.00	114.60	100
21200	Employer Medicare	29,854.00	29,854.00	4,807.61	28,712.04	0.00	0.00	1,141.96	96
21700	Retirement - Hybrid Stabilization	7,600.00	7,600.00	957.13	5,771.35	0.00	0.00	1,828.65	76
32200	Evaluation & Testing	76,450.00	52,450.00	0.00	47,692.93	0.00	0.00	4,757.07	91
49900	Other Supplies & Materials	1,500.00	1,500.00	0.00	0.00	0.00	0.00	1,500.00	0
59900	Other Charges	2,500.00	2,500.00	0.00	0.00	0.00	0.00	2,500.00	0
TOTALS:	Function: 72130 - Other Student Support	2,651,429.00	2,651,929.00	381,208.63	2,671,181.29	0.00	0.00	-9,252.29	100

COLLIERVILLE SCHOOLS

EXPENSES BY FUNCTION

BATCH QUEUE ID 545097

FOR JUNE, 2024

FUNCTION : 72210 - REGULAR INSTRUCTION PROGRAM SUPPORT

Report Code: BAT_GL_TEMPLATE

OBJECT	DESCRIPTION	BUDGET AMOUNT	ADJUSTED BUDGET	CURRENT ACTIVITY	YTD ACTIVITY	ENCUMBRANCE	REQUISITION	UNENCUMBERED BALANCE	PERCENT ENCUMBRD
10500	Supervisor/Director	979,144.00	979,144.00	85,032.22	927,679.71	0.00	0.00	51,464.29	95
11700	Career Ladder	9,000.00	9,000.00	3,500.00	7,500.00	0.00	0.00	1,500.00	83
12900	Librarian(s)	694,980.00	694,980.00	95,979.36	661,642.37	0.00	0.00	33,337.63	95
16100	Secretary(s)	58,030.00	58,030.00	4,463.85	54,749.98	0.00	0.00	3,280.02	94
16200	Clerical Personnel	43,362.00	43,362.00	3,564.52	43,146.65	0.00	0.00	215.35	100
19600	In-Service Training	30,000.00	30,000.00	0.00	30,893.14	0.00	0.00	-893.14	103
20100	Social Security	112,500.00	112,500.00	11,962.27	101,991.90	0.00	0.00	10,508.10	91
20400	State Retirement	127,371.00	127,371.00	13,047.76	123,268.60	0.00	0.00	4,102.40	97
20600	Life Insurance	5,060.00	5,060.00	0.00	5,092.20	0.00	0.00	-32.20	101
20700	Medical Insurance	227,000.00	227,000.00	0.00	147,882.00	0.00	0.00	79,118.00	65
21200	Employer Medicare	26,310.00	26,310.00	2,797.64	23,852.46	0.00	0.00	2,457.54	91
21700	Retirement - Hybrid Stabilization	8,120.00	8,120.00	525.17	4,387.93	0.00	0.00	3,732.07	54
30700	Communication	2,000.00	0.00	0.00	0.00	0.00	0.00	0.00	0
30800	Consultants	18,500.00	18,500.00	0.00	17,550.00	0.00	0.00	950.00	95
33600	Maint & Repair-Equipment	2,000.00	0.00	0.00	0.00	0.00	0.00	0.00	0
35500	Travel	1,000.00	1,000.00	0.00	114.34	0.00	0.00	885.66	11
39900	Other Contracted Services	23,200.00	53,691.00	0.00	53,615.50	0.00	0.00	75.50	100
43200	Library Books/Media	93,000.00	93,000.00	3,146.55	90,258.65	0.00	0.00	2,741.35	97
49900	Other Supplies & Materials	13,600.00	12,800.00	901.31	8,318.87	0.00	0.00	4,481.13	65
52400	In-Service/Staff Development	110,000.00	110,000.00	1,801.36	104,235.45	0.00	0.00	5,764.55	95
59900	Other Charges	9,000.00	9,000.00	0.00	7,342.74	0.00	0.00	1,657.26	82
79000	Other Equipment	25,000.00	25,000.00	0.00	20,730.90	0.00	0.00	4,269.10	83
TOTALS:	Function: 72210 - Regular Instruction Program Support	2,618,177.00	2,643,868.00	226,722.01	2,434,253.39	0.00	0.00	209,614.61	92

COLLIERVILLE SCHOOLS

EXPENSES BY FUNCTION

Report Code: BAT_GL_TEMPLATE

BATCH QUEUE ID 545097

FOR JUNE, 2024

FUNCTION : 72215 - ALTERNATIVE INSTRUCTION PROGRAM SUPPORT

OBJECT	DESCRIPTION	BUDGET AMOUNT	ADJUSTED BUDGET	CURRENT ACTIVITY	YTD ACTIVITY	ENCUMBRANCE	REQUISITION	UNENCUMBERED BALANCE	PERCENT ENCUMBRD
52400	In-Service/Staff Development	2,500.00	2,500.00	0.00	0.00	0.00	0.00	2,500.00	0
TOTALS:	Function: 72215 - Alternative Instruction Program Support	2,500.00	2,500.00	0.00	0.00	0.00	0.00	2,500.00	0

COLLIERVILLE SCHOOLS

EXPENSES BY FUNCTION

BATCH QUEUE ID 545097

FOR JUNE, 2024

Report Code: BAT_GL_TEMPLATE

FUNCTION : 72220 - SPECIAL EDUCATION PROGRAM SUPPORT

OBJECT	DESCRIPTION	BUDGET AMOUNT	ADJUSTED BUDGET	CURRENT ACTIVITY	YTD ACTIVITY	ENCUMBRANCE	REQUISITION	UNENCUMBERED BALANCE	PERCENT ENCMBRD
10500	Supervisor/Director	317,601.00	317,601.00	24,430.77	308,632.37	0.00	0.00	8,968.63	97
11700	Career Ladder	1,000.00	1,000.00	500.00	1,000.00	0.00	0.00	0.00	100
12400	Psychological Personnel	370,161.00	466,160.00	52,322.80	448,669.36	0.00	0.00	17,490.64	96
16200	Clerical Personnel	414,624.00	414,624.00	20,954.35	410,346.92	0.00	0.00	4,277.08	99
18902	OTPT	426,502.00	426,502.00	64,344.30	414,750.19	0.00	0.00	11,751.81	97
18903	Physical Therapist	86,979.00	86,979.00	13,381.38	86,979.00	0.00	0.00	0.00	100
20100	Social Security	100,246.00	100,246.00	10,907.86	97,087.94	0.00	0.00	3,158.06	97
20400	State Retirement	125,657.00	125,657.00	13,454.93	129,874.32	0.00	0.00	-4,217.32	103
20600	Life Insurance	3,500.00	5,500.00	0.00	5,129.20	0.00	0.00	370.80	93
20700	Medical Insurance	135,000.00	198,000.00	0.00	197,899.00	0.00	0.00	101.00	100
21200	Employer Medicare	23,446.00	23,446.00	2,551.06	22,706.01	0.00	0.00	739.99	97
21700	Retirement - Hybrid Stabilization	10,358.00	10,358.00	980.51	7,454.54	0.00	0.00	2,903.46	72
30800	Consultants	15,000.00	10,000.00	3,078.70	7,948.62	0.00	0.00	2,051.38	79
35500	Travel	4,000.00	5,400.00	506.63	4,802.87	0.00	0.00	597.13	89
39900	Other Contracted Services	88,300.00	86,900.00	3,930.00	72,165.00	0.00	0.00	14,735.00	83
49900	Other Supplies & Materials	7,900.00	15,700.00	0.00	15,035.38	0.00	0.00	664.62	96
52400	In-Service/Staff Development	10,000.00	10,000.00	0.00	9,790.17	0.00	0.00	209.83	98
59900	Other Charges	2,000.00	2,000.00	0.00	1,638.78	0.00	0.00	361.22	82
79000	Other Equipment	10,000.00	10,000.00	0.00	9,777.00	0.00	0.00	223.00	98
TOTALS:	Function: 72220 - Special Education Program Support	2,152,274.00	2,316,073.00	211,343.29	2,251,686.67	0.00	0.00	64,386.33	97

COLLIERVILLE SCHOOLS

EXPENSES BY FUNCTION

BATCH QUEUE ID 545097

FOR JUNE, 2024

FUNCTION : 72250 - TECHNOLOGY

Report Code: BAT_GL_TEMPLATE

OBJECT	DESCRIPTION	BUDGET AMOUNT	ADJUSTED BUDGET	CURRENT ACTIVITY	YTD ACTIVITY	ENCUMBRANCE	REQUISITION	UNENCUMBERED BALANCE	PERCENT ENCMBRD
10500	Supervisor/Director	812,985.00	812,985.00	62,537.16	772,452.59	0.00	0.00	40,532.41	95
13800	Instru Computer Personnel	744,583.00	744,583.00	83,382.22	732,559.00	0.00	0.00	12,024.00	98
16200	Clerical Personnel	53,152.00	53,152.00	4,088.61	52,184.21	0.00	0.00	967.79	98
18900	Other Salaries & Wages	719,125.00	719,125.00	56,305.29	688,887.31	0.00	0.00	30,237.69	96
20100	Social Security	144,450.00	144,450.00	12,791.35	132,750.94	0.00	0.00	11,699.06	92
20400	State Retirement	187,623.00	187,623.00	16,015.35	175,941.18	0.00	0.00	11,681.82	94
20600	Life Insurance	6,200.00	7,000.00	0.00	6,927.00	0.00	0.00	73.00	99
20700	Medical Insurance	194,000.00	213,000.00	0.00	212,147.48	0.00	0.00	852.52	100
21200	Employer Medicare	33,783.00	33,783.00	2,991.55	31,046.83	0.00	0.00	2,736.17	92
21700	Retirement - Hybrid Stabilization	18,900.00	18,900.00	1,032.60	11,985.36	0.00	0.00	6,914.64	63
30700	Communication Consultants	145,000.00	145,000.00	5,567.85	82,478.92	0.00	0.00	62,521.08	57
30800	Consultants	95,500.00	95,500.00	0.00	22,950.00	0.00	0.00	72,550.00	24
33600	Maint & Repair-Equipment	150,000.00	150,000.00	3,864.96	110,168.21	0.00	0.00	39,831.79	73
35000	Internet Connectivity	613,200.00	613,200.00	27,331.80	299,190.42	0.00	0.00	314,009.58	49
35500	Travel	1,500.00	1,500.00	0.00	58.09	0.00	0.00	1,441.91	4
39900	Other Contracted Services	36,000.00	36,000.00	13,143.40	31,927.14	0.00	0.00	4,072.86	89
43500	Office Supplies	3,500.00	3,500.00	0.00	3,477.15	0.00	0.00	22.85	99
47000	Cabling	63,500.00	63,500.00	824.00	23,080.20	0.00	0.00	40,419.80	36
47100	Software	956,450.00	956,450.00	217,506.57	734,717.81	0.00	6,500.00	215,232.19	77
49900	Other Supplies & Materials	18,500.00	18,500.00	0.00	8,152.39	0.00	0.00	10,347.61	44
52400	In-Service/Staff Development	86,100.00	86,100.00	3,243.50	59,350.65	0.00	0.00	26,749.35	69
59900	Other Charges	116,000.00	116,000.00	7,998.00	99,319.45	0.00	0.00	16,680.55	86
70100	Administration Equipment	641,000.00	641,000.00	37,879.23	508,255.54	0.00	0.00	132,744.46	79
79000	Other Equipment	203,000.00	203,000.00	17,823.88	203,000.00	0.00	0.00	0.00	100
79010	Technology Replacement Equipment	5,000.00	5,000.00	0.00	4,996.00	0.00	0.00	4.00	100
TOTALS:	Function: 72250 - Technology	6,049,051.00	6,068,851.00	574,327.32	5,008,003.87	0.00	6,500.00	1,054,347.13	83

COLLIERVILLE SCHOOLS

EXPENSES BY FUNCTION

BATCH QUEUE ID 545097

FOR JUNE, 2024

FUNCTION : 72310 - BOARD OF EDUCATION

Report Code: BAT_GL_TEMPLATE

OBJECT	DESCRIPTION	BUDGET AMOUNT	ADJUSTED BUDGET	CURRENT ACTIVITY	YTD ACTIVITY	ENCUMBRANCE	REQUISITION	UNENCUMBERED BALANCE	PERCENT ENCUMBRD
18900	Other Salaries & Wages	39,829.00	39,829.00	6,675.52	37,551.42	0.00	0.00	2,277.58	94
20100	Social Security	2,469.00	2,469.00	363.40	2,160.66	0.00	0.00	308.34	88
20600	Life Insurance	9,700.00	11,800.00	0.00	10,118.20	0.00	0.00	1,681.80	86
20700	Medical Insurance	650,000.00	650,000.00	0.00	539,980.19	0.00	0.00	110,019.81	83
21200	Employer Medicare	578.00	578.00	96.80	544.29	0.00	0.00	33.71	94
21500	Contributions for OPEB	400,000.00	400,000.00	0.00	400,000.00	0.00	0.00	0.00	100
30500	Audit Services	80,000.00	106,000.00	5,000.00	105,200.00	0.00	0.00	800.00	99
32000	Dues & Memberships	8,400.00	8,400.00	0.00	8,308.00	0.00	0.00	92.00	99
33100	Legal Services	100,000.00	120,000.00	23,819.00	108,046.66	0.00	0.00	11,953.34	90
39900	Other Contracted Services	8,000.00	15,500.00	0.00	14,300.00	0.00	0.00	1,200.00	92
49900	Other Supplies & Materials	600.00	600.00	0.00	41.99	0.00	0.00	558.01	7
50500	Judgments	90,000.00	22,491.00	0.00	0.00	0.00	0.00	22,491.00	0
50600	Liability Insurance	159,000.00	185,468.00	0.00	185,468.00	0.00	0.00	0.00	100
50800	Premium on Corporate Surety Bonds	9,000.00	9,000.00	0.00	0.00	0.00	0.00	9,000.00	0
51300	On the Job Injuries	150,201.00	156,895.00	0.00	155,739.00	0.00	0.00	1,156.00	99
52400	In-Service/Staff Development	15,000.00	15,000.00	75.00	12,303.11	0.00	0.00	2,696.89	82
59900	Other Charges	529,569.00	529,569.00	81.51	527,425.77	0.00	0.00	2,143.23	100
TOTALS:	Function: 72310 - Board of Education	2,252,346.00	2,273,599.00	36,111.23	2,107,187.29	0.00	0.00	166,411.71	93

COLLIERVILLE SCHOOLS

EXPENSES BY FUNCTION

BATCH QUEUE ID 545097

FOR JUNE, 2024

FUNCTION : 72320 - DIRECTOR OF SCHOOLS

Report Code: BAT_GL_TEMPLATE

OBJECT	DESCRIPTION	BUDGET AMOUNT	ADJUSTED BUDGET	CURRENT ACTIVITY	YTD ACTIVITY	ENCUMBRANCE	REQUISITION	UNENCUMBERED BALANCE	PERCENT ENCMBRD
10100	County Official/Administrative Officer	210,505.00	219,505.00	24,869.23	217,295.31	0.00	0.00	2,209.69	99
16100	Secretary(s)	59,191.00	70,191.00	6,387.01	65,413.66	0.00	0.00	4,777.34	93
18900	Other Salaries & Wages	15,000.00	5,000.00	0.00	5,000.00	0.00	0.00	0.00	100
20100	Social Security	17,651.00	18,271.00	1,937.84	13,227.45	0.00	0.00	5,043.55	72
20400	State Retirement	21,608.00	22,701.00	2,368.06	20,784.63	0.00	0.00	1,916.37	92
20600	Life Insurance	730.00	810.00	0.00	797.30	0.00	0.00	12.70	98
20700	Medical Insurance	25,000.00	24,620.00	0.00	20,680.22	0.00	0.00	3,939.78	84
20800	Dental Insurance - Supt	0.00	300.00	0.00	222.90	0.00	0.00	77.10	74
21200	Employer Medicare	4,128.00	4,273.00	453.21	4,035.05	0.00	0.00	237.95	94
29900	Other Fringe Benefits	5,600.00	2,895.00	0.00	2,893.28	0.00	0.00	1.72	100
32000	Dues & Memberships	17,945.00	18,427.00	2,800.00	18,427.00	0.00	0.00	0.00	100
34800	Postal Charges	5,000.00	5,000.00	519.54	3,668.67	0.00	0.00	1,331.33	73
39900	Other Contracted Services	5,000.00	5,000.00	298.50	298.50	0.00	0.00	4,701.50	6
43500	Office Supplies	3,500.00	3,018.00	0.00	2,493.56	0.00	0.00	524.44	83
52400	In-Service/Staff Development	10,000.00	7,400.00	1,561.47	4,910.82	0.00	0.00	2,489.18	66
59900	Other Charges	57,975.00	60,575.00	1,242.63	57,836.92	0.00	0.00	2,738.08	95
70100	Administration Equipment	6,000.00	6,000.00	0.00	258.39	0.00	0.00	5,741.61	4
TOTALS:	Function: 72320 - Director of Schools	464,833.00	473,986.00	42,437.49	438,243.66	0.00	0.00	35,742.34	92

COLLIERVILLE SCHOOLS

EXPENSES BY FUNCTION

BATCH QUEUE ID 545097

FOR JUNE, 2024

FUNCTION : 72410 - OFFICE OF THE PRINCIPAL

Report Code: BAT_GL_TEMPLATE

OBJECT	DESCRIPTION	BUDGET AMOUNT	ADJUSTED BUDGET	CURRENT ACTIVITY	YTD ACTIVITY	ENCUMBRANCE	REQUISITION	UNENCUMBERED BALANCE	PERCENT ENCUMBRD
10401	Assistant Principals	2,179,035.00	2,179,035.00	261,821.59	2,262,647.24	0.00	0.00	-83,612.24	104
10402	Elem/Md Principals	949,472.00	953,472.00	74,033.87	888,020.59	0.00	0.00	65,451.41	93
10403	HIGH SCHOOL PRINCIPAL	128,593.00	128,593.00	9,891.77	116,634.38	0.00	0.00	11,958.62	91
10405	VICE PRINCIPAL	200,439.00	101,212.00	7,947.73	99,951.53	0.00	0.00	1,260.47	99
10406	Director of Alternative Programs	101,452.00	102,530.00	7,886.93	93,980.87	0.00	0.00	8,549.13	92
11700	Career Ladder	7,000.00	7,000.00	2,500.00	5,000.00	0.00	0.00	2,000.00	71
16100	Secretary(s)	510,127.00	510,127.00	29,748.28	497,005.19	0.00	0.00	13,121.81	97
16200	Clerical Personnel	785,827.00	785,827.00	37,041.70	767,657.38	0.00	0.00	18,169.62	98
18900	Other Salaries & Wages	43,025.00	43,025.00	1,762.14	31,346.28	0.00	0.00	11,678.72	73
20100	Social Security	304,109.00	298,204.00	26,823.63	278,504.62	0.00	0.00	19,699.38	93
20400	State Retirement	379,697.00	373,212.00	31,125.32	353,405.94	0.00	0.00	19,806.06	95
20600	Life Insurance	15,957.00	15,957.00	0.00	14,406.32	0.00	0.00	1,550.68	90
20700	Medical Insurance	567,000.00	584,000.00	0.00	564,885.00	0.00	0.00	19,115.00	97
21200	Employer Medicare	71,122.00	69,741.00	6,273.21	65,134.20	0.00	0.00	4,606.80	93
21700	Retirement - Hybrid Stabilization	12,216.00	12,216.00	942.90	11,990.91	0.00	0.00	225.09	98
52400	In-Service/Staff Development	72,000.00	74,000.00	0.00	8,703.02	0.00	0.00	65,296.98	12
TOTALS:	Function: 72410 - Office of the Principal	6,327,071.00	6,238,151.00	497,799.07	6,059,273.47	0.00	0.00	178,877.53	97

COLLIERVILLE SCHOOLS

EXPENSES BY FUNCTION

BATCH QUEUE ID 545097

FOR JUNE, 2024

FUNCTION : 72510 - FISCAL SERVICES

Report Code: BAT_GL_TEMPLATE

OBJECT	DESCRIPTION	BUDGET AMOUNT	ADJUSTED BUDGET	CURRENT ACTIVITY	YTD ACTIVITY	ENCUMBRANCE	REQUISITION	UNENCUMBERED BALANCE	PERCENT ENCMBRD
10500	Supervisor/Director	136,910.00	136,910.00	10,531.53	127,855.28	0.00	0.00	9,054.72	93
11900	Accountants/Bookkeepers	283,102.00	283,102.00	21,421.38	268,047.70	0.00	0.00	15,054.30	95
16100	Secretary(s)	72,403.00	72,403.00	5,987.19	69,027.40	0.00	0.00	3,375.60	95
18900	Other Salaries & Wages	59,090.00	59,090.00	5,437.41	59,075.50	0.00	0.00	14.50	100
18906	Business Info Systems Specialist	75,681.00	75,681.00	8,071.11	77,542.58	0.00	0.00	-1,861.58	102
18912	Other Salaries - Finance	2,000.00	2,000.00	0.00	0.00	0.00	0.00	2,000.00	0
20100	Social Security	39,010.00	40,210.00	3,674.57	42,243.37	0.00	0.00	-2,033.37	105
20400	State Retirement	66,442.00	66,442.00	5,291.79	62,805.30	0.00	0.00	3,636.70	95
20600	Life Insurance	1,688.00	2,388.00	0.00	2,122.96	0.00	0.00	265.04	89
20700	Medical Insurance	50,000.00	50,000.00	0.00	42,392.99	0.00	0.00	7,607.01	85
21200	Employer Medicare	9,123.00	10,223.00	859.40	9,879.33	0.00	0.00	343.67	97
21700	Retirement - Hybrid Stabilization	4,977.00	4,977.00	285.73	3,076.60	0.00	0.00	1,900.40	62
32000	Dues & Memberships	2,820.00	2,820.00	0.00	1,464.00	0.00	0.00	1,356.00	52
33000	Operating Lease Payments	42,000.00	0.00	0.00	0.00	0.00	0.00	0.00	0
35500	Travel	500.00	500.00	30.08	195.36	0.00	0.00	304.64	39
39900	Other Contracted Services	187,213.00	485,578.00	28,593.28	316,055.93	0.00	0.00	169,522.07	65
43500	Office Supplies	5,400.00	6,400.00	0.00	5,400.00	0.00	0.00	1,000.00	84
49900	Other Supplies & Materials	3,975.00	3,975.00	59.64	3,686.78	0.00	0.00	288.22	93
52400	In-Service/Staff Development	29,900.00	33,900.00	4,701.44	34,240.22	0.00	0.00	-340.22	101
59900	Other Charges	400.00	900.00	0.00	257.32	0.00	0.00	642.68	29
70100	Administration Equipment	11,500.00	18,500.00	0.00	14,597.38	0.00	0.00	3,902.62	79
TOTALS:	Function: 72510 - Fiscal Services	1,084,134.00	1,355,999.00	94,944.55	1,139,966.00	0.00	0.00	216,033.00	84

COLLIERVILLE SCHOOLS

EXPENSES BY FUNCTION

BATCH QUEUE ID 545097

FOR JUNE, 2024

FUNCTION : 72520 - HUMAN RESOURCES/PERSONNEL

Report Code: BAT_GL_TEMPLATE

OBJECT	DESCRIPTION	BUDGET AMOUNT	ADJUSTED BUDGET	CURRENT ACTIVITY	YTD ACTIVITY	ENCUMBRANCE	REQUISITION	UNENCUMBERED BALANCE	PERCENT ENCMBRD
10500	Supervisor/Director	243,655.00	243,655.00	18,742.70	222,528.24	0.00	0.00	21,126.76	91
16100	Secretary(s)	50,761.00	50,761.00	0.00	0.00	0.00	0.00	50,761.00	0
16200	Clerical Personnel	47,120.00	47,120.00	5,243.20	47,604.53	0.00	0.00	-484.53	101
18900	Other Salaries & Wages	39,168.00	39,168.00	1,000.00	1,000.00	0.00	0.00	38,168.00	3
18907	Benefits Analyst	88,857.00	88,857.00	6,835.15	86,265.58	0.00	0.00	2,591.42	97
18909	Human Resources Technician	75,316.00	75,316.00	5,793.53	71,849.37	0.00	0.00	3,466.63	95
20100	Social Security	33,782.00	33,782.00	2,332.10	25,636.75	0.00	0.00	8,145.25	76
20400	State Retirement	46,933.00	46,933.00	2,989.61	35,445.62	0.00	0.00	11,487.38	76
20600	Life Insurance	1,100.00	1,500.00	0.00	1,368.20	0.00	0.00	131.80	91
20700	Medical Insurance	30,000.00	30,000.00	0.00	24,034.80	0.00	0.00	5,965.20	80
21000	Unemployment Compensation	36,000.00	35,600.00	0.00	0.00	0.00	0.00	35,600.00	0
21200	Employer Medicare	7,901.00	7,901.00	545.38	5,995.57	0.00	0.00	1,905.43	76
21700	Retirement - Hybrid Stabilization	1,600.00	1,600.00	49.77	530.19	0.00	0.00	1,069.81	33
29900	Other Fringe Benefits	10,000.00	10,000.00	850.00	7,949.30	0.00	0.00	2,050.70	79
32000	Dues & Memberships	2,200.00	2,200.00	0.00	1,152.00	0.00	0.00	1,048.00	52
35500	Travel	500.00	500.00	0.00	324.56	0.00	0.00	175.44	65
39900	Other Contracted Services	64,800.00	60,300.00	783.20	24,437.39	0.00	0.00	35,862.61	41
41100	Data Processing Supplies	6,000.00	6,000.00	0.00	3,856.46	0.00	0.00	2,143.54	64
43500	Office Supplies	6,000.00	6,000.00	0.00	5,458.21	0.00	0.00	541.79	91
52400	In-Services/Staff Development	44,000.00	44,000.00	1,599.00	17,776.85	0.00	0.00	26,223.15	40
70100	Administration Equipment	8,500.00	13,000.00	0.00	11,604.11	0.00	0.00	1,395.89	89
TOTALS:	Function: 72520 - Human Resources/Personnel	844,193.00	844,193.00	46,763.64	594,817.73	0.00	0.00	249,375.27	70

COLLIERVILLE SCHOOLS

EXPENSES BY FUNCTION

BATCH QUEUE ID 545097

FOR JUNE, 2024

FUNCTION : 72610 - OPERATION OF PLANT

Report Code: BAT_GL_TEMPLATE

OBJECT	DESCRIPTION	BUDGET AMOUNT	ADJUSTED BUDGET	CURRENT ACTIVITY	YTD ACTIVITY	ENCUMBRANCE	REQUISITION	UNENCUMBERED BALANCE	PERCENT ENCMBRD
16600	Custodial Personnel	657,367.00	657,367.00	54,339.00	610,899.39	0.00	0.00	46,467.61	93
20100	Social Security	40,757.00	40,757.00	3,313.24	35,438.11	0.00	0.00	5,318.89	87
20400	State Retirement	69,418.00	69,418.00	4,264.21	51,421.27	0.00	0.00	17,996.73	74
20600	Life Insurance	1,745.00	1,745.00	0.00	1,733.60	0.00	0.00	11.40	99
20700	Medical Insurance	123,000.00	123,000.00	0.00	85,203.40	0.00	0.00	37,796.60	69
21200	Employer Medicare	9,532.00	9,532.00	787.95	8,405.93	0.00	0.00	1,126.07	88
21700	Retirement - Hybrid Stabilization	5,750.00	5,750.00	444.32	5,255.67	0.00	0.00	494.33	91
32800	Janitorial Services	2,400,000.00	2,400,000.00	188,165.49	2,197,550.96	0.00	0.00	202,449.04	92
39900	Other Contracted Services	592,000.00	592,000.00	70,938.61	463,857.01	0.00	0.00	128,142.99	78
41000	Custodial Supplies	25,000.00	25,000.00	1,796.44	24,641.21	0.00	0.00	358.79	99
41500	Electricity	2,400,000.00	2,397,000.00	158,465.67	1,833,730.99	0.00	0.00	563,269.01	77
49900	Other Supplies & Materials	10,000.00	10,000.00	0.00	0.00	0.00	0.00	10,000.00	0
50200	Building & Content Insurance	275,000.00	347,108.00	0.00	346,794.00	0.00	0.00	314.00	100
52400	In-Service/Staff Development	1,000.00	1,000.00	0.00	0.00	0.00	0.00	1,000.00	0
59900	Other Charges	34,000.00	34,000.00	1,827.00	21,031.00	0.00	0.00	12,969.00	62
72000	Plant Operation Equipment	10,000.00	10,000.00	0.00	4,313.88	0.00	0.00	5,686.12	43
TOTALS:	Function: 72610 - Operation of Plant	6,654,569.00	6,723,677.00	484,341.93	5,690,276.42	0.00	0.00	1,033,400.58	85

COLLIERVILLE SCHOOLS

EXPENSES BY FUNCTION

BATCH QUEUE ID 545097

FOR JUNE, 2024

FUNCTION : 72620 - MAINTENANCE OF PLANT

Report Code: BAT_GL_TEMPLATE

OBJECT	DESCRIPTION	BUDGET AMOUNT	ADJUSTED BUDGET	CURRENT ACTIVITY	YTD ACTIVITY	ENCUMBRANCE	REQUISITION	UNENCUMBERED BALANCE	PERCENT ENCMBRD
10500	Supervisor/Director	218,647.00	218,647.00	16,819.00	208,084.88	0.00	0.00	10,562.12	95
16100	Secretary(s)	58,030.00	58,030.00	4,463.85	56,487.40	0.00	0.00	1,542.60	97
16700	Maintenance Personnel	482,297.00	482,297.00	34,268.77	435,810.21	0.00	0.00	46,486.79	90
20100	Social Security	47,056.00	47,056.00	3,444.20	40,909.57	0.00	0.00	6,146.43	87
20400	State Retirement	80,148.00	80,148.00	4,529.22	56,524.97	0.00	0.00	23,623.03	71
20600	Life Insurance	1,520.00	2,220.00	0.00	2,202.20	0.00	0.00	17.80	99
20700	Medical Insurance	104,000.00	103,300.00	0.00	86,090.80	0.00	0.00	17,209.20	83
21200	Employer Medicare	11,005.00	11,005.00	805.50	9,567.37	0.00	0.00	1,437.63	87
21700	Retirement - Hybrid Stabilization	12,000.00	12,000.00	607.05	7,598.85	0.00	0.00	4,401.15	63
33500	Maint & Repair-Building	450,000.00	554,000.00	100,808.82	357,625.33	0.00	0.00	196,374.67	65
33600	Maint & Repair-Equipment	150,000.00	150,000.00	2,511.01	107,839.46	0.00	0.00	42,160.54	72
39900	Other Contracted Services	206,500.00	206,500.00	6,889.25	85,019.72	0.00	0.00	121,480.28	41
49900	Other Supplies & Materials	2,500.00	2,500.00	269.44	1,595.04	0.00	0.00	904.96	64
52400	In-Service/Staff Development	9,100.00	9,100.00	1,871.93	5,162.76	0.00	0.00	3,937.24	57
59900	Other Charges	16,000.00	16,000.00	500.00	9,726.12	0.00	0.00	6,273.88	61
70100	Administration Equipment	5,000.00	5,000.00	0.00	3,403.70	0.00	0.00	1,596.30	68
71700	Maintenance Equipment	30,000.00	30,000.00	3,055.10	8,098.93	0.00	0.00	21,901.07	27
TOTALS:	Function: 72620 - Maintenance of Plant	1,883,803.00	1,987,803.00	180,843.14	1,481,747.31	0.00	0.00	506,055.69	75

COLLIERVILLE SCHOOLS

EXPENSES BY FUNCTION

BATCH QUEUE ID 545097

FOR JUNE, 2024

FUNCTION : 72710 - TRANSPORTATION

Report Code: BAT_GL_TEMPLATE

OBJECT	DESCRIPTION	BUDGET AMOUNT	ADJUSTED BUDGET	CURRENT ACTIVITY	YTD ACTIVITY	ENCUMBRANCE	REQUISITION	UNENCUMBERED BALANCE	PERCENT ENCMBRD
10500	Supervisor/Director	94,966.00	94,966.00	7,305.07	96,442.76	0.00	0.00	-1,476.76	102
16200	Clerical Personnel	51,226.00	51,226.00	3,940.47	46,766.61	0.00	0.00	4,459.39	91
18900	Other Salaries & Wages	119,778.00	119,778.00	9,213.68	106,016.61	0.00	0.00	13,761.39	89
20100	Social Security	16,490.00	16,490.00	1,268.46	14,545.01	0.00	0.00	1,944.99	88
20400	State Retirement	28,086.00	28,086.00	1,878.66	22,499.74	0.00	0.00	5,586.26	80
20600	Life Insurance	700.00	820.00	0.00	801.20	0.00	0.00	18.80	98
20700	Medical Insurance	27,000.00	26,880.00	0.00	26,202.60	0.00	0.00	677.40	97
21200	Employer Medicare	3,857.00	3,857.00	296.66	3,423.09	0.00	0.00	433.91	89
21700	Retirement - Hybrid Stabilization	6,000.00	6,000.00	137.56	1,679.99	0.00	0.00	4,320.01	28
31200	Contracts w Private Agencies	3,850,000.00	3,664,000.00	322,426.39	3,032,148.86	0.00	0.00	631,851.14	83
35500	Travel	2,000.00	2,000.00	0.00	617.19	0.00	0.00	1,382.81	31
39900	Other Contracted Services	77,002.00	77,002.00	0.00	31,082.53	0.00	0.00	45,919.47	40
41200	Diesel Fuel	569,000.00	569,000.00	46,407.47	456,074.10	0.00	0.00	112,925.90	80
42500	Gasoline	20,000.00	20,000.00	2,054.88	12,154.75	0.00	0.00	7,845.25	61
49900	Other Supplies & Materials	1,500.00	1,500.00	34.94	566.98	0.00	0.00	933.02	38
52400	In-Service/Staff Development	6,300.00	6,300.00	1,220.20	4,260.04	0.00	0.00	2,039.96	68
59900	Other Charges	3,200.00	3,200.00	0.00	464.45	0.00	0.00	2,735.55	15
70100	Administration Equipment	3,000.00	3,000.00	0.00	2,588.00	0.00	0.00	412.00	86
TOTALS:	Function: 72710 - Transportation	4,880,105.00	4,694,105.00	396,184.44	3,858,334.51	0.00	0.00	835,770.49	82

COLLIERVILLE SCHOOLS

EXPENSES BY FUNCTION

Report Code: BAT_GL_TEMPLATE

BATCH QUEUE ID 545097

FOR JUNE, 2024

FUNCTION : 72810 - CENTRAL AND OTHER

OBJECT	DESCRIPTION	BUDGET AMOUNT	ADJUSTED BUDGET	CURRENT ACTIVITY	YTD ACTIVITY	ENCUMBRANCE	REQUISITION	UNENCUMBERED BALANCE	PERCENT ENCMBRD
10500	Supervisor/Director	143,609.00	143,609.00	11,046.85	111,540.19	0.00	0.00	32,068.81	78
16100	Secretary(s)	43,078.00	43,078.00	3,300.80	42,910.40	0.00	0.00	167.60	100
18900	Other Salaries & Wages	263,792.00	263,792.00	19,962.75	258,146.37	0.00	0.00	5,645.63	98
20100	Social Security	27,929.00	27,929.00	2,127.32	24,453.31	0.00	0.00	3,475.69	88
20400	State Retirement	35,500.00	35,390.00	2,510.74	30,394.77	0.00	0.00	4,995.23	86
20600	Life Insurance	1,288.00	1,288.00	0.00	1,248.00	0.00	0.00	40.00	97
20700	Medical Insurance	28,000.00	28,000.00	0.00	25,971.87	0.00	0.00	2,028.13	93
20800	Dental Insurance - Supt	0.00	20.00	0.00	17.61	0.00	0.00	2.39	88
21200	Employer Medicare	6,532.00	6,532.00	497.53	5,719.12	0.00	0.00	812.88	88
21700	Retirement - Hybrid Stabilization	2,100.00	2,190.00	192.35	2,382.05	0.00	0.00	-192.05	109
35500	Travel	3,500.00	3,500.00	221.56	1,293.87	0.00	0.00	2,206.13	37
39900	Other Contracted Services	95,680.00	120,897.00	46,745.38	98,210.44	0.00	0.00	22,686.56	81
43500	Office Supplies	20,000.00	10,000.00	0.00	9,326.45	0.00	0.00	673.55	93
49900	Other Supplies & Materials	5,250.00	5,250.00	0.00	519.99	0.00	0.00	4,730.01	10
52400	In-Service/Staff Development	53,000.00	38,000.00	6,447.16	23,202.60	0.00	0.00	14,797.40	61
59900	Other Charges	36,750.00	36,533.00	4,670.84	32,627.23	0.00	0.00	3,905.77	89
70100	Administration Equipment	7,500.00	7,500.00	0.00	5,091.29	0.00	0.00	2,408.71	68
79000	Other Equipment	30,000.00	30,000.00	0.00	14,006.30	0.00	0.00	15,993.70	47
TOTALS:	Function: 72810 - Central and Other	803,508.00	803,508.00	97,723.28	687,061.86	0.00	0.00	116,446.14	86

COLLIERVILLE SCHOOLS

EXPENSES BY FUNCTION

BATCH QUEUE ID 545097

FOR JUNE, 2024

FUNCTION : 76100 - REGULAR CAPITAL OUTLAY

Report Code: BAT_GL_TEMPLATE

OBJECT	DESCRIPTION	BUDGET AMOUNT	ADJUSTED BUDGET	CURRENT ACTIVITY	YTD ACTIVITY	ENCUMBRANCE	REQUISITION	UNENCUMBERED BALANCE	PERCENT ENCMBRD
30400	Architects	60,000.00	60,000.00	16,231.25	24,518.75	0.00	0.00	35,481.25	41
30800	Consultants	15,000.00	15,000.00	4,907.50	6,157.50	0.00	0.00	8,842.50	41
32100	Engineering Services	30,000.00	30,000.00	0.00	9,700.00	0.00	0.00	20,300.00	32
39900	Other Contracted Services	10,000.00	10,000.00	0.00	0.00	0.00	0.00	10,000.00	0
70700	Building Improvements	1,300,000.00	1,300,000.00	619,185.79	676,831.83	0.00	0.00	623,168.17	52
72400	Site Development	420,000.00	420,000.00	281,520.00	309,003.51	0.00	0.00	110,996.49	74
79900	Other Capital Outlay	2,735,000.00	6,293,128.00	0.00	6,129,644.67	0.00	0.00	163,483.33	97
TOTALS:	Function: 76100 - Regular Capital Outlay	4,570,000.00	8,128,128.00	921,844.54	7,155,856.26	0.00	0.00	972,271.74	88

COLLIERVILLE SCHOOLS

EXPENSES BY FUNCTION

Report Code: BAT_GL_TEMPLATE

BATCH QUEUE ID 545097

FOR JUNE, 2024

FUNCTION : 99100 - TRANSFERS OUT

OBJECT	DESCRIPTION	BUDGET AMOUNT	ADJUSTED BUDGET	CURRENT ACTIVITY	YTD ACTIVITY	ENCUMBRANCE	REQUISITION	UNENCUMBERED BALANCE	PERCENT ENCMBRD
59000	Transfers to Other Funds	0.00	1,800,000.00	1,800,000.00	1,800,000.00	0.00	0.00	0.00	100
TOTALS:	Function: 99100 - Transfers Out	0.00	1,800,000.00	1,800,000.00	1,800,000.00	0.00	0.00	0.00	100

COLLIERVILLE SCHOOLS

EXPENSES BY FUNCTION

BATCH QUEUE ID 545097

Report Code: BAT_GL_TEMPLATE

BUDGET AMOUNT	ADJUSTED BUDGET	CURRENT ACTIVITY	YTD ACTIVITY	ENCUMBRANCE	REQUISITION	UNENCUMBERED BALANCE	PERCENT ENCUMBRD
108,715,836.00	116,656,781.00	14,137,309.63	109,482,758.34	0.00	6,500.00	7,167,522.66	94
GRAND TOTAL:							

SCHOOL NUTRITION

COLLIERVILLE SCHOOLS

REVENUE BY FUNC

BATCH QUEUE ID 545026

FOR JUNE, 2024

FUNCTION 1ST: 4 -

Report Code: BAT_GL_TEMPLATE

FUNCTION	DESCRIPTION	BUDGET AMOUNT	ADJUSTED BUDGET	CURRENT ACTIVITY	YTD ACTIVITY	ENCUMBRANCE	REQUISITION	UNENCUMBERED BALANCE	PERCENT ENCUMBRD
43521	Lunch Payments Children	950,000.00	1,022,000.00	0.00	1,021,537.65	0.00	0.00	462.35	100
43522	Lunch Payments Adults	37,500.00	37,500.00	10.00	33,860.00	0.00	0.00	3,640.00	90
43523	Income from Breakfast	55,000.00	110,000.00	0.00	92,737.45	0.00	0.00	17,262.55	84
43525	Ala Carte Sales	515,000.00	773,000.00	3,177.43	775,345.18	0.00	0.00	-2,345.18	100
43990	Other Charges for Services	2,000.00	13,000.00	5,611.06	17,916.02	0.00	0.00	-4,916.02	138
43992	CHS Catering Revenue	40,000.00	40,000.00	0.00	13,235.28	0.00	0.00	26,764.72	33
44570	Contributions & Gifts	0.00	800.00	0.00	300.00	0.00	0.00	500.00	38
44990	Other Local Revenue	500.00	7,000.00	0.00	2,790.51	0.00	0.00	4,209.49	40
46520	State Matching	40,000.00	39,700.00	0.00	23,132.01	0.00	0.00	16,567.99	58
47111	USDA School Lunch Program	1,557,151.00	1,098,151.00	0.00	821,474.73	0.00	0.00	276,676.27	75
47112	USDA Commodities	150,000.00	122,680.00	0.00	122,676.28	0.00	0.00	3.72	100
47113	Breakfast	110,000.00	141,000.00	0.00	140,908.67	0.00	0.00	91.33	100
47114	USDA - Other	25,067.00	251,387.00	0.00	233,221.47	0.00	0.00	18,165.53	93
49900	Revenue YE Close	0.00	33,562.00	0.00	0.00	0.00	0.00	33,562.00	0
TOTALS:	Function: 4 -	3,482,218.00	3,689,780.00	8,798.49	3,299,135.25	0.00	0.00	390,644.75	89

COLLIERVILLE SCHOOLS

REVENUE BY FUNC

BATCH QUEUE ID 545026

Page: 2 of 3

07/11/2024

8:51:36 AM

Report Code: BAT_GL_TEMPLATE

	BUDGET AMOUNT	ADJUSTED BUDGET	CURRENT ACTIVITY	YTD ACTIVITY	ENCUMBRANCE	REQUISITION	UNENCUMBERED BALANCE	PERCENT ENCMBRD
GRAND TOTAL:	3,482,218.00	3,689,780.00	8,798.49	3,299,135.25	0.00	0.00	390,644.75	89

COLLIERVILLE SCHOOLS

EXPENSES BY FUNCTION

BATCH QUEUE ID 545025

FOR JUNE, 2024

FUNCTION : 73100 - FOOD SERVICE

Report Code: BAT_GL_TEMPLATE

OBJECT	DESCRIPTION	BUDGET AMOUNT	ADJUSTED BUDGET	CURRENT ACTIVITY	YTD ACTIVITY	ENCUMBRANCE	REQUISITION	UNENCUMBERED BALANCE	PERCENT ENCUMBRD
10500	Supervisor/Director	139,277.00	139,277.00	11,035.00	132,025.79	0.00	0.00	7,251.21	95
16200	Clerical Personnel	45,046.00	45,046.00	5,353.50	44,623.71	0.00	0.00	422.29	99
16501	Cafeteria Managers	375,968.00	376,468.00	17,555.04	376,261.62	0.00	0.00	206.38	100
16502	School Nutrition Technicians	654,654.00	654,654.00	31,368.20	608,632.85	0.00	0.00	46,021.15	93
18800	Bonus Payments	0.00	55,900.00	0.00	55,900.00	0.00	0.00	0.00	100
19800	Sub Teachers-Non-Certified	10,000.00	10,000.00	0.00	6,250.05	0.00	0.00	3,749.95	63
20100	Social Security	77,326.00	80,793.00	4,049.36	70,487.43	0.00	0.00	10,305.57	87
20400	State Retirement	117,974.00	123,878.00	5,546.50	99,951.74	0.00	0.00	23,926.26	81
20600	Life Insurance	3,246.00	3,246.00	0.00	3,054.86	0.00	0.00	191.14	94
20700	Medical Insurance	133,219.00	160,219.00	0.00	159,704.94	0.00	0.00	514.06	100
21200	Employer Medicare	17,617.00	18,428.00	947.00	16,584.68	0.00	0.00	1,843.32	90
21700	Retirement - Hybrid Stabilization	8,891.00	9,391.00	612.57	9,377.10	0.00	0.00	13.90	100
33600	Maint & Repair-Equipment	35,000.00	28,400.00	2,670.00	14,182.70	0.00	0.00	14,217.30	50
35400	Transportation - Food	8,000.00	9,000.00	299.75	9,297.70	0.00	0.00	-297.70	103
35500	Travel	500.00	500.00	21.90	403.57	0.00	0.00	96.43	81
39900	Other Contracted Services	35,000.00	40,600.00	6,937.66	33,557.66	0.00	0.00	7,042.34	83
42200	Food Supplies	1,200,000.00	1,393,800.00	10,912.04	1,284,043.55	0.00	0.00	109,756.45	92
43500	Office Supplies	5,000.00	5,000.00	0.00	2,277.32	0.00	0.00	2,722.68	46
46900	USDA Commodities	200,000.00	122,680.00	0.00	122,676.28	0.00	0.00	3.72	100
49900	Other Supplies & Materials	300,000.00	296,000.00	331.85	116,683.28	0.00	0.00	179,316.72	39
52400	In-Service/Staff Development	4,000.00	4,000.00	0.00	2,585.60	0.00	0.00	1,414.40	65
59900	Other Charges	1,500.00	2,500.00	0.00	1,102.53	0.00	0.00	1,397.47	44
71000	Food Service Equipment	110,000.00	110,000.00	62,968.00	94,188.10	0.00	0.00	15,811.90	86
TOTALS:	Function: 73100 - Food Service	3,482,218.00	3,689,780.00	160,608.37	3,283,853.06	0.00	0.00	425,926.94	88

COLLIERVILLE SCHOOLS

EXPENSES BY FUNCTION

Report Code: BAT_GL_TEMPLATE

BATCH QUEUE ID 545025

Page: 2 of 3

07/11/2024

8:51:17 AM

	BUDGET AMOUNT	ADJUSTED BUDGET	CURRENT ACTIVITY	YTD ACTIVITY	ENCUMBRANCE	REQUISITION	UNENCUMBERED BALANCE	PERCENT ENCMBRD
GRAND TOTAL:	3,482,218.00	3,689,780.00	160,608.37	3,263,853.06	0.00	0.00	425,926.94	88

FEDERAL PROGRAMS

COLLIERVILLE SCHOOLS

REVENUE BY FUNCTION

Report Code: BAT_GL_TEMPLATE

BATCH QUEUE ID 545096

FOR JUNE, 2024

PROJECT : 0000 - PROJECT NOT REQUIRED

OBJECT	DESCRIPTION	BUDGET AMOUNT	ADJUSTED BUDGET	CURRENT ACTIVITY	YTD ACTIVITY	ENCUMBRANCE	REQUISITION	UNENCUMBERED BALANCE	PERCENT ENCMBRD
Function : 49800 - Transfers In									
00000	No Object Code Required	0.00	1,800,000.00	1,800,000.00	1,800,000.00	0.00	0.00	0.00	100
TOTALS:									
	Function: 49800 - Transfers In	0.00	1,800,000.00	1,800,000.00	1,800,000.00	0.00	0.00	0.00	100
TOTALS:									
	Project: 0000 - Project Not Required	0.00	1,800,000.00	1,800,000.00	1,800,000.00	0.00	0.00	0.00	100

COLLIERVILLE SCHOOLS

REVENUE BY FUNCTION

BATCH QUEUE ID 545014

FOR JUNE, 2024

Report Code: BAT_GL_TEMPLATE

PROJECT : 0100 - CONSOLIDATED ADMINISTRATION

OBJECT	DESCRIPTION	BUDGET AMOUNT	ADJUSTED BUDGET	CURRENT ACTIVITY	YTD ACTIVITY	ENCUMBRANCE	REQUISITION	UNENCUMBERED BALANCE	PERCENT ENCMBRD
Function : 47590 - Other Federal Thru State									
00000	No Object Code Required	76,825.00	96,520.00	7,418.85	89,026.15	0.00	0.00	7,493.85	92
TOTALS:	Function: 47590 - Other Federal Thru State	76,825.00	96,520.00	7,418.85	89,026.15	0.00	0.00	7,493.85	92
TOTALS:	Project: 0100 - CONSOLIDATED ADMINISTRATION	76,825.00	96,520.00	7,418.85	89,026.15	0.00	0.00	7,493.85	92

COLLIERVILLE SCHOOLS

REVENUE BY FUNCTION

BATCH QUEUE ID 545014

FOR JUNE, 2024

PROJECT : 1000 - TITLE I

Report Code: BAT_GL_TEMPLATE

OBJECT	DESCRIPTION	BUDGET AMOUNT	ADJUSTED BUDGET	CURRENT ACTIVITY	YTD ACTIVITY	ENCUMBRANCE	REQUISITION	UNENCUMBERED BALANCE	PERCENT ENCUMBRD
Function : 47141 - Title I-Grants to Local Edu Agen									
00000	No Object Code Required	431,102.28	1,893,447.43	67,816.88	648,339.15	0.00	0.00	1,245,108.28	34
TOTALS:	Function: 47141 - Title I- Grants to Local Edu Agen	431,102.28	1,893,447.43	67,816.88	648,339.15	0.00	0.00	1,245,108.28	34
TOTALS:	Project: 1000 - TITLE I	431,102.28	1,893,447.43	67,816.88	648,339.15	0.00	0.00	1,245,108.28	34

COLLIERVILLE SCHOOLS

REVENUE BY FUNCTION

BATCH QUEUE ID 545014

Report Code: BAT_GL_TEMPLATE

FOR JUNE, 2024

PROJECT : 2000 - TITLE II

OBJECT	DESCRIPTION	BUDGET AMOUNT	ADJUSTED BUDGET	CURRENT ACTIVITY	YTD ACTIVITY	ENCUMBRANCE	REQUISITION	UNENCUMBERED BALANCE	PERCENT ENCMBRD
Function : 47189 - Title II - Professional Development									
00000	No Object Code Required	166,478.67	235,517.08	4,117.03	196,222.09	0.00	0.00	39,294.99	83
TOTALS:	Function: 47189 - Title II - Professional Development	166,478.67	235,517.08	4,117.03	196,222.09	0.00	0.00	39,294.99	83
TOTALS:	Project: 2000 - TITLE II	166,478.67	235,517.08	4,117.03	196,222.09	0.00	0.00	39,294.99	83

COLLIERVILLE SCHOOLS

REVENUE BY FUNCTION

BATCH QUEUE ID 545014

FOR JUNE, 2024

Report Code: BAT_GL_TEMPLATE

PROJECT : 3000 - TITLE III

OBJECT	DESCRIPTION	BUDGET AMOUNT	ADJUSTED BUDGET	CURRENT ACTIVITY	YTD ACTIVITY	ENCUMBRANCE	REQUISITION	UNENCUMBERED BALANCE	PERCENT ENCMBRD
Function : 47146 - English Language Acquisition Grants									
00000	No Object Code Required	49,732.69	108,222.73	0.00	59,761.03	0.00	0.00	48,461.70	55
TOTALS:	Function: 47146 - English Language Acquisition Grants	49,732.69	108,222.73	0.00	59,761.03	0.00	0.00	48,461.70	55
TOTALS:	Project: 3000 - TITLE III	49,732.69	108,222.73	0.00	59,761.03	0.00	0.00	48,461.70	55

COLLIERVILLE SCHOOLS

REVENUE BY FUNCTION

Report Code: BAT_GL_TEMPLATE

BATCH QUEUE ID 545014

FOR JUNE, 2024

PROJECT : 3110 - TITLE III IMMIGRANT

OBJECT	DESCRIPTION	BUDGET AMOUNT	ADJUSTED BUDGET	CURRENT ACTIVITY	YTD ACTIVITY	ENCUMBRANCE	REQUISITION	UNENCUMBERED BALANCE	PERCENT ENCUMBRD
Function : 47146 - English Language Acquisition Grants									
00000	No Object Code Required	3,643.23	3,643.23	0.00	3,637.08	0.00	0.00	6.15	100
TOTALS:	Function: 47146 - English Language Acquisition Grants	3,643.23	3,643.23	0.00	3,637.08	0.00	0.00	6.15	100
TOTALS:	Project: 3110 - TITLE III IMMIGRANT	3,643.23	3,643.23	0.00	3,637.08	0.00	0.00	6.15	100

COLLIERVILLE SCHOOLS

REVENUE BY FUNCTION

Report Code: BAT_GL_TEMPLATE

BATCH QUEUE ID 545014

07/11/2024
8:22:34 AM

FOR JUNE, 2024

PROJECT : 4000 - TITLE IV

OBJECT	DESCRIPTION	BUDGET AMOUNT	ADJUSTED BUDGET	CURRENT ACTIVITY	YTD ACTIVITY	ENCUMBRANCE	REQUISITION	UNENCUMBERED BALANCE	PERCENT ENCUMBRD
Function : 47147 - Safe and Drug-Free Schools - State Grants									
00000	No Object Code Required	122,495.52	160,081.13	5,023.85	141,698.18	0.00	0.00	18,382.95	89
TOTALS:	Function: 47147 - Safe and Drug-Free Schools - State Grants	122,495.52	160,081.13	5,023.85	141,698.18	0.00	0.00	18,382.95	89
TOTALS:	Project: 4000 - Title IV	122,495.52	160,081.13	5,023.85	141,698.18	0.00	0.00	18,382.95	89

COLLIERVILLE SCHOOLS

REVENUE BY FUNCTION

BATCH QUEUE ID 545014

FOR JUNE, 2024

Report Code: BAT_GL_TEMPLATE

PROJECT : 7000 - ARP HOMELESS

OBJECT	DESCRIPTION	BUDGET AMOUNT	ADJUSTED BUDGET	CURRENT ACTIVITY	YTD ACTIVITY	ENCUMBRANCE	REQUISITION	UNENCUMBERED BALANCE	PERCENT ENCUMBRD
Function : 47404 - ARP Homeless									
00000	No Object Code Required	46,506.96	42,652.03	0.00	1,744.81	0.00	0.00	40,907.22	4
TOTALS:	Function: 47404 - ARP Homeless	46,506.96	42,652.03	0.00	1,744.81	0.00	0.00	40,907.22	4
TOTALS:	Project: 7000 - ARP Homeless	46,506.96	42,652.03	0.00	1,744.81	0.00	0.00	40,907.22	4

COLLIERVILLE SCHOOLS

REVENUE BY FUNCTION

BATCH QUEUE ID 545014

FOR JUNE, 2024

PROJECT : 8005 - CARL PERKINS

Report Code: BAT_GL_TEMPLATE

OBJECT	DESCRIPTION	BUDGET AMOUNT	ADJUSTED BUDGET	CURRENT ACTIVITY	YTD ACTIVITY	ENCUMBRANCE	REQUISITION	UNENCUMBERED BALANCE	PERCENT ENCMBRD
Function : 47131 - Vocational Educ-Basic Grants to St									
00000	No Object Code Required	87,184.35	87,184.35	24,204.44	80,395.04	0.00	0.00	6,789.31	92
TOTALS:	Function: 47131 - Vocational Educ-Basic Grants to St	87,184.35	87,184.35	24,204.44	80,395.04	0.00	0.00	6,789.31	92
TOTALS:	Project: 8005 - Carl Perkins	87,184.35	87,184.35	24,204.44	80,395.04	0.00	0.00	6,789.31	92

COLLIERVILLE SCHOOLS

REVENUE BY FUNCTION

BATCH QUEUE ID 545014

Report Code: BAT_GL_TEMPLATE

FOR JUNE, 2024

PROJECT : 9000 - IDEA PART B

OBJECT	DESCRIPTION	BUDGET AMOUNT	ADJUSTED BUDGET	CURRENT ACTIVITY	YTD ACTIVITY	ENCUMBRANCE	REQUISITION	UNENCUMBERED BALANCE	PERCENT ENCUMBRD
Function : 47143 - Special Education - Grants to States									
00000	No Object Code Required	1,866,104.00	2,403,009.79	172,697.06	1,829,504.42	0.00	0.00	573,505.37	76
TOTALS:	Function: 47143 - Special Education - Grants to States	1,866,104.00	2,403,009.79	172,697.06	1,829,504.42	0.00	0.00	573,505.37	76
TOTALS:	Project: 9000 - IDEA PART B	1,866,104.00	2,403,009.79	172,697.06	1,829,504.42	0.00	0.00	573,505.37	76

COLLIERVILLE SCHOOLS

REVENUE BY FUNCTION

Report Code: BAT_GL_TEMPLATE

BATCH QUEUE ID 545014

FOR JUNE, 2024

PROJECT : 9010 - ARP IDEA PART B

OBJECT	DESCRIPTION	BUDGET AMOUNT	ADJUSTED BUDGET	CURRENT ACTIVITY	YTD ACTIVITY	ENCUMBRANCE	REQUISITION	UNENCUMBERED BALANCE	PERCENT ENCUMBRD
Function : 47402 - ARP IDEA Part B									
00000	No Object Code Required	8,579.02	8,579.02	0.00	8,579.02	0.00	0.00	0.00	100
TOTALS:	Function: 47402 - ARP IDEA Part B	8,579.02	8,579.02	0.00	8,579.02	0.00	0.00	0.00	100
TOTALS:	Project: 9010 - ARP IDEA PART B	8,579.02	8,579.02	0.00	8,579.02	0.00	0.00	0.00	100

COLLIERVILLE SCHOOLS

REVENUE BY FUNCTION

BATCH QUEUE ID 545014

Report Code: BAT_GL_TEMPLATE

FOR JUNE, 2024

PROJECT : 9100 - IDEA PRESCHOOL INCENTIVE

OBJECT	DESCRIPTION	BUDGET AMOUNT	ADJUSTED BUDGET	CURRENT ACTIVITY	YTD ACTIVITY	ENCUMBRANCE	REQUISITION	UNENCUMBERED BALANCE	PERCENT ENCMBRD
Function : 47145 - Special Education Preschool Grants									
00000	No Object Code Required	36,157.00	77,669.73	4,597.03	43,711.16	0.00	0.00	33,958.57	56
TOTALS:	Function: 47145 - Special Education Preschool Grants	36,157.00	77,669.73	4,597.03	43,711.16	0.00	0.00	33,958.57	56
TOTALS:	Project: 9100 - IDEA PRESCHOOL INCENTIVE	36,157.00	77,669.73	4,597.03	43,711.16	0.00	0.00	33,958.57	56

COLLIERVILLE SCHOOLS

REVENUE BY FUNCTION

BATCH QUEUE ID 545014

Report Code: BAT_GL_TEMPLATE

FOR JUNE, 2024

PROJECT : 9110 - ARP IDEA PRESCHOOL

OBJECT	DESCRIPTION	BUDGET AMOUNT	ADJUSTED BUDGET	CURRENT ACTIVITY	YTD ACTIVITY	ENCUMBRANCE	REQUISITION	UNENCUMBERED BALANCE	PERCENT ENCMBRD
Function : 47403 - ARP IDEA Preschool									
00000	No Object Code Required	1,834.62	1,834.62	0.00	1,834.62	0.00	0.00	0.00	100
TOTALS:									
	Function: 47403 - ARP IDEA Preschool	1,834.62	1,834.62	0.00	1,834.62	0.00	0.00	0.00	100
TOTALS:									
	Project: 9110 - ARP IDEA PRESCHOOL	1,834.62	1,834.62	0.00	1,834.62	0.00	0.00	0.00	100

COLLIERVILLE SCHOOLS

REVENUE BY FUNCTION

Report Code: BAT_GL_TEMPLATE

BATCH QUEUE ID 545014

FOR JUNE, 2024

PROJECT : 9350 - ESSER GRANT 2.0

OBJECT	DESCRIPTION	BUDGET AMOUNT	ADJUSTED BUDGET	CURRENT ACTIVITY	YTD ACTIVITY	ENCUMBRANCE	REQUISITION	UNENCUMBERED BALANCE	PERCENT ENCUMBRD
Function : 47307 - ESSER 2.0									
00000	No Object Code Required	93,472.01	93,472.01	0.00	93,472.01	0.00	0.00	0.00	100
TOTALS:	Function: 47307 - ESSER 2.0	93,472.01	93,472.01	0.00	93,472.01	0.00	0.00	0.00	100
TOTALS:	Project: 9350 - ESSER GRANT 2.0	93,472.01	93,472.01	0.00	93,472.01	0.00	0.00	0.00	100

COLLIERVILLE SCHOOLS

REVENUE BY FUNCTION

BATCH QUEUE ID 545014

FOR JUNE, 2024

PROJECT : 9351 - MATH IMPLEMENTATION GRANT

Report Code: BAT_GL_TEMPLATE

OBJECT	DESCRIPTION	BUDGET AMOUNT	ADJUSTED BUDGET	CURRENT ACTIVITY	YTD ACTIVITY	ENCUMBRANCE	REQUISITION	UNENCUMBERED BALANCE	PERCENT ENCMBRD
Function : 47307 - ESSER 2.0									
00000	No Object Code Required	71,250.00	71,250.00	0.00	70,000.00	0.00	0.00	1,250.00	98
TOTALS:	Function: 47307 - ESSER 2.0	71,250.00	71,250.00	0.00	70,000.00	0.00	0.00	1,250.00	98
TOTALS:	Project: 9351 - Math Implementation Grant	71,250.00	71,250.00	0.00	70,000.00	0.00	0.00	1,250.00	98

COLLIERVILLE SCHOOLS

REVENUE BY FUNCTION

BATCH QUEUE ID 545014

FOR JUNE, 2024

PROJECT : 9360 - ESSER GRANT 3.0

Report Code: BAT_GL_TEMPLATE

OBJECT	DESCRIPTION	BUDGET AMOUNT	ADJUSTED BUDGET	CURRENT ACTIVITY	YTD ACTIVITY	ENCUMBRANCE	REQUISITION	UNENCUMBERED BALANCE	PERCENT ENCUMBRD
Function : 47401 - ESSER 3.0									
00000	No Object Code Required	8,115,663.87	10,406,665.50	1,062,112.59	7,672,740.44	0.00	0.00	2,733,925.06	74
TOTALS:	Function: 47401 - ESSER 3.0	8,115,663.87	10,406,665.50	1,062,112.59	7,672,740.44	0.00	0.00	2,733,925.06	74
TOTALS:	Project: 9360 - ESSER GRANT 3.0	8,115,663.87	10,406,665.50	1,062,112.59	7,672,740.44	0.00	0.00	2,733,925.06	74

COLLIERVILLE SCHOOLS

REVENUE BY FUNCTION

BATCH QUEUE ID 545014

Report Code: BAT_GL_TEMPLATE

FOR JUNE, 2024

PROJECT : 9380 - TN ALL CORPS GRANT

OBJECT	DESCRIPTION	BUDGET AMOUNT	ADJUSTED BUDGET	CURRENT ACTIVITY	YTD ACTIVITY	ENCUMBRANCE	REQUISITION	UNENCUMBERED BALANCE	PERCENT ENCMBRD
Function : 47401 - ESSER 3.0									
00000	No Object Code Required	576,100.00	576,100.00	47,239.66	511,808.93	0.00	0.00	64,291.07	89
TOTALS:	Function: 47401 - ESSER 3.0	576,100.00	576,100.00	47,239.66	511,808.93	0.00	0.00	64,291.07	89
TOTALS:	Project: 9380 - TN ALL CORPS GRANT	576,100.00	576,100.00	47,239.66	511,808.93	0.00	0.00	64,291.07	89

COLLIERVILLE SCHOOLS

REVENUE BY FUNCTION

BATCH QUEUE ID 545014

Report Code: BAT_GL_TEMPLATE

FOR JUNE, 2024

PROJECT : 9420 - RESILIENT SCHOOL COMMUNITIES GRANT

OBJECT	DESCRIPTION	BUDGET AMOUNT	ADJUSTED BUDGET	CURRENT ACTIVITY	YTD ACTIVITY	ENCUMBRANCE	REQUISITION	UNENCUMBERED BALANCE	PERCENT ENCUMBRD
Function : 47590 - Other Federal Thru State									
00000	No Object Code Required	16,654.01	16,654.01	0.00	7,464.20	0.00	0.00	9,189.81	45
TOTALS: Function: 47590 - Other									
	Federal Thru State	16,654.01	16,654.01	0.00	7,464.20	0.00	0.00	9,189.81	45
TOTALS: Project: 9420 - Resilient									
	School Communities Grant	16,654.01	16,654.01	0.00	7,464.20	0.00	0.00	9,189.81	45

COLLIERVILLE SCHOOLS

REVENUE BY FUNCTION

BATCH QUEUE ID 545014

FOR JUNE, 2024

Report Code: BAT_GL_TEMPLATE

PROJECT : 9520 - LITERACY TRAINING TEACHER STIPEND GRANT (PK-5)

OBJECT	DESCRIPTION	BUDGET AMOUNT	ADJUSTED BUDGET	CURRENT ACTIVITY	YTD ACTIVITY	ENCUMBRANCE	REQUISITION	UNENCUMBERED BALANCE	PERCENT ENCUMBRD
Function : 47309 - Early Literacy Networks									
00000	No Object Code Required	1,000.00	1,000.00	0.00	1,000.00	0.00	0.00	0.00	100
TOTALS: Function: 47309 - Early Literacy Networks									
		1,000.00	1,000.00	0.00	1,000.00	0.00	0.00	0.00	100
TOTALS: Project: 9520 - Literacy Training Teacher Stipend Grant (PK-5)									
		1,000.00	1,000.00	0.00	1,000.00	0.00	0.00	0.00	100

COLLIERVILLE SCHOOLS

REVENUE BY FUNCTION

BATCH QUEUE ID 545014

FOR JUNE, 2024

Report Code: BAT_GL_TEMPLATE

PROJECT : 9521 - LITERACY TRAINING TEACHER STIPEND GRANT(S-12)

OBJECT	DESCRIPTION	BUDGET AMOUNT	ADJUSTED BUDGET	CURRENT ACTIVITY	YTD ACTIVITY	ENCUMBRANCE	REQUISITION	UNENCUMBERED BALANCE	PERCENT ENCMBRD
Function : 47309 - Early Literacy Networks									
00000	No Object Code Required	1,000.00	1,000.00	0.00	1,000.00	0.00	0.00	0.00	100
TOTALS:									
	Function: 47309 - Early Literacy Networks	1,000.00	1,000.00	0.00	1,000.00	0.00	0.00	0.00	100
TOTALS:									
	Project: 9521 - Literacy Training Teacher Stipend Grant(S-12)	1,000.00	1,000.00	0.00	1,000.00	0.00	0.00	0.00	100

COLLIERVILLE SCHOOLS

REVENUE BY FUNCTION

BATCH QUEUE ID 545014

FOR JUNE, 2024

PROJECT : 9530 - HQIM LITERACY IMPLEMENTATION NETWORKS

Report Code: BAT_GL_TEMPLATE

OBJECT	DESCRIPTION	BUDGET AMOUNT	ADJUSTED BUDGET	CURRENT ACTIVITY	YTD ACTIVITY	ENCUMBRANCE	REQUISITION	UNENCUMBERED BALANCE	PERCENT ENCUMBRD
Function : 47309 - Early Literacy Networks									
00000	No Object Code Required	83,000.00	103,000.00	14,768.46	101,506.17	0.00	0.00	1,493.83	99
TOTALS:	Function: 47309 - Early Literacy Networks	83,000.00	103,000.00	14,768.46	101,506.17	0.00	0.00	1,493.83	99
TOTALS:	Project: 9530 - HQIM Literacy Implementation Networks	83,000.00	103,000.00	14,768.46	101,506.17	0.00	0.00	1,493.83	99

COLLIERVILLE SCHOOLS

REVENUE BY FUNCTION

Report Code: BAT_GL_TEMPLATE

BATCH QUEUE ID 545096

Page: 22 of 23

07/11/2024

3:49:06 PM

	BUDGET AMOUNT	ADJUSTED BUDGET	CURRENT ACTIVITY	YTD ACTIVITY	ENCUMBRANCE	REQUISITION	UNENCUMBERED BALANCE	PERCENT ENCMBRD
GRAND TOTAL:	11,854,783.23	18,187,502.66	3,209,995.85	13,363,444.50	0.00	0.00	4,824,058.16	73

COLLIERVILLE SCHOOLS

EXPENSES BY FUNCTION

BATCH QUEUE ID 545095

FOR JUNE, 2024

PROJECT : 0000 - PROJECT NOT REQUIRED

Report Code: BAT_GL_TEMPLATE

OBJECT	DESCRIPTION	BUDGET AMOUNT	ADJUSTED BUDGET	CURRENT ACTIVITY	YTD ACTIVITY	ENCUMBRANCE	REQUISITION	UNENCUMBERED BALANCE	PERCENT ENCUMBERD
Function : 98000 - Expenditure YE Close									
99000	Closeout Expenditures	0.00	1,800,000.00	0.00	0.00	0.00	0.00	1,800,000.00	0
TOTAL \$:	Function: 98000 - Expenditure YE Close	0.00	1,800,000.00	0.00	0.00	0.00	0.00	1,800,000.00	0
TOTALS:	Project: 0000 - Project Not Required	0.00	1,800,000.00	0.00	0.00	0.00	0.00	1,800,000.00	0

COLLIERVILLE SCHOOLS

EXPENSES BY FUNCTION

BATCH QUEUE ID 545012

Report Code: BAT_GL_TEMPLATE

FOR JUNE, 2024

PROJECT : 0100 - CONSOLIDATED ADMINISTRATION

OBJECT	DESCRIPTION	BUDGET AMOUNT	ADJUSTED BUDGET	CURRENT ACTIVITY	YTD ACTIVITY	ENCUMBRANCE	REQUISITION	UNENCUMBERED BALANCE	PERCENT ENCUMBRD
Function : 72210 - Regular Instruction Program Support									
10500	Supervisor/Director	68,731.70	96,520.00	7,418.85	96,445.00	0.00	0.00	75.00	100
20100	Social Security	5,525.46	0.00	0.00	0.00	0.00	0.00	0.00	0
20400	State Retirement	1,100.00	0.00	0.00	0.00	0.00	0.00	0.00	0
20600	Life Insurance	434.00	0.00	0.00	0.00	0.00	0.00	0.00	0
21200	Employer Medicare	1,033.84	0.00	0.00	0.00	0.00	0.00	0.00	0
TOTALS:	Function: 72210 - Regular Instruction Program Support	76,825.00	96,520.00	7,418.85	96,445.00	0.00	0.00	75.00	100
TOTALS:	Project: 0100 - CONSOLIDATED ADMINISTRATION	76,825.00	96,520.00	7,418.85	96,445.00	0.00	0.00	75.00	100

COLLIERVILLE SCHOOLS

EXPENSES BY FUNCTION

BATCH QUEUE ID 545012

FOR JUNE, 2024

PROJECT : 1000 - TITLE I

Report Code: BAT_GL_TEMPLATE

OBJECT	DESCRIPTION	BUDGET AMOUNT	ADJUSTED BUDGET	CURRENT ACTIVITY	YTD ACTIVITY	ENCUMBRANCE	REQUISITION	UNENCUMBERED BALANCE	PERCENT ENCUMBRD
Function : 71100 - Regular Instruction Program									
11600	Teachers	110,288.34	184,387.00	28,366.26	183,987.00	0.00	0.00	400.00	100
16300	Educational Assistants	24,000.00	47,452.24	2,726.10	39,586.84	0.00	0.00	7,865.40	83
18900	Other Salaries & Wages	85,842.00	147,773.00	10,044.58	87,053.00	0.00	0.00	60,720.00	59
20100	Social Security	13,648.08	23,278.43	2,550.50	17,902.05	0.00	0.00	5,376.38	77
20400	State Retirement	18,490.64	33,790.80	3,035.79	22,907.61	0.00	0.00	10,883.19	68
20600	Life Insurance	660.34	944.22	0.00	886.60	0.00	0.00	57.62	94
20700	Medical Insurance	17,050.00	50,238.00	0.00	50,237.40	0.00	0.00	0.60	100
21200	Employer Medicare	3,191.90	5,487.71	596.50	4,186.92	0.00	0.00	1,300.79	76
42900	Instructional Supplies & Materials	0.00	1,187.62	0.00	0.00	0.00	0.00	1,187.62	0
72200	Reg Inst Equipment	0.00	995,814.90	153,919.60	166,087.00	0.00	0.00	829,727.90	17
TOTALS:	Function: 71100 - Regular Instruction Program	273,171.30	1,490,353.92	201,239.33	572,834.42	0.00	0.00	917,519.50	38
Function : 72130 - Other Student Support									
12300	Guidance Personnel	64,413.13	199,194.00	27,438.41	199,194.00	0.00	0.00	0.00	100
20100	Social Security	3,539.77	12,350.03	1,701.19	12,074.78	0.00	0.00	275.25	98
20400	State Retirement	4,961.38	17,927.46	2,071.66	14,885.08	0.00	0.00	3,042.38	83
20600	Life Insurance	172.58	597.59	0.00	598.60	0.00	0.00	-1.01	100
20700	Medical Insurance	7,050.00	14,000.00	0.00	13,986.40	0.00	0.00	13.60	100
21200	Employer Medicare	827.85	2,888.31	397.88	2,824.22	0.00	0.00	64.09	98
TOTALS:	Function: 72130 - Other Student Support	80,964.71	246,957.39	31,609.14	243,563.08	0.00	0.00	3,394.31	99
Function : 72210 - Regular Instruction Program Support									
18900	Other Salaries & Wages	40,800.00	102,344.65	56,679.70	97,875.00	0.00	0.00	4,469.65	96
20100	Social Security	3,460.15	6,471.37	3,489.09	6,007.20	0.00	0.00	464.17	93
20400	State Retirement	1,303.50	9,391.02	4,163.33	5,369.13	0.00	0.00	4,021.89	57
20600	Life Insurance	0.00	77.40	0.00	0.00	0.00	0.00	77.40	0
21200	Employer Medicare	591.60	1,522.52	815.99	1,404.94	0.00	0.00	117.58	92
49900	Other Supplies & Materials	0.00	12,000.00	93.42	9,841.53	0.00	0.00	2,158.47	82
49901	Other Supplies & Materials - Set Aside	6,811.02	17,459.16	0.00	2,890.60	0.00	0.00	14,568.56	17
TOTALS:	Function: 72210 - Regular Instruction Program Support	52,966.27	149,266.12	65,241.53	123,388.40	0.00	0.00	25,877.72	83

COLLIERVILLE SCHOOLS

EXPENSES BY FUNCTION

BATCH QUEUE ID 545012

FOR JUNE, 2024

PROJECT : 1000 - TITLE I

Report Code: BAT_GL_TEMPLATE

OBJECT	DESCRIPTION	BUDGET AMOUNT	ADJUSTED BUDGET	CURRENT ACTIVITY	YTD ACTIVITY	ENCUMBRANCE	REQUISITION	UNENCUMBERED BALANCE	PERCENT ENCUMBRD
Function : 72710 - Transportation									
59900	Other Charges	0.00	1,570.00	0.00	1,343.25	0.00	0.00	226.75	86
TOTALS:	Function: 72710 - Transportation	0.00	1,570.00	0.00	1,343.25	0.00	0.00	226.75	86
Function : 99100 - Transfers Out									
50400	Indirect Cost	24,000.00	5,300.00	0.00	5,300.00	0.00	0.00	0.00	100
TOTALS:	Function: 99100 - Transfers Out	24,000.00	5,300.00	0.00	5,300.00	0.00	0.00	0.00	100
TOTALS:	Project: 1000 - TITLE I	431,102.28	1,893,447.43	298,090.00	946,429.15	0.00	0.00	947,018.28	50

COLLIERVILLE SCHOOLS

EXPENSES BY FUNCTION

BATCH QUEUE ID 545012

FOR JUNE, 2024

PROJECT : 2000 - TITLE II

Report Code: BAT_GL_TEMPLATE

OBJECT	DESCRIPTION	BUDGET AMOUNT	ADJUSTED BUDGET	CURRENT ACTIVITY	YTD ACTIVITY	ENCUMBRANCE	REQUISITION	UNENCUMBERED BALANCE	PERCENT ENCMBRD
Function : 71100 - Regular Instruction Program									
11600	Teachers	50,000.00	0.00	0.00	0.00	0.00	0.00	0.00	0
20100	Social Security	3,100.00	0.00	0.00	0.00	0.00	0.00	0.00	0
20400	State Retirement	4,345.00	0.00	0.00	0.00	0.00	0.00	0.00	0
20600	Life Insurance	150.00	0.00	0.00	0.00	0.00	0.00	0.00	0
21200	Employer Medicare	725.00	0.00	0.00	0.00	0.00	0.00	0.00	0
TOTALS:	Function: 71100 - Regular Instruction Program	58,320.00	0.00	0.00	0.00	0.00	0.00	0.00	0
Function : 72210 - Regular Instruction Program Support									
10500	Supervisor/Director	0.00	39,349.60	3,026.89	39,349.58	0.00	0.00	0.02	100
18900	Other Salaries & Wages	20,000.00	25,000.00	0.00	24,300.00	0.00	0.00	700.00	97
19500	Sub Teachers-Certified	0.00	15,300.00	0.00	6,840.00	0.00	0.00	8,460.00	45
20100	Social Security	1,240.00	4,938.28	187.64	3,826.06	0.00	0.00	1,112.22	77
20400	State Retirement	1,738.00	5,791.46	206.14	4,555.79	0.00	0.00	1,235.67	79
20600	Life Insurance	0.00	118.05	0.00	118.20	0.00	0.00	-0.15	100
20700	Medical Insurance	0.00	6,820.00	0.00	6,816.60	0.00	0.00	3.40	100
21200	Employer Medicare	291.79	1,154.92	43.88	1,070.69	0.00	0.00	84.23	93
39900	Other Contracted Services	20,000.00	30,000.00	0.00	22,794.00	0.00	0.00	7,206.00	76
49900	Other Supplies & Materials	1,000.00	0.00	0.00	0.00	0.00	0.00	0.00	0
52400	In-Service/Staff Development	51,888.88	94,927.41	0.00	77,898.36	0.00	0.00	17,029.05	82
TOTALS:	Function: 72210 - Regular Instruction Program Support	96,158.67	223,399.72	3,464.55	187,569.28	0.00	0.00	35,830.44	84
Function : 99100 - Transfers Out									
50400	Indirect Cost	12,000.00	12,117.36	0.00	12,117.36	0.00	0.00	0.00	100
TOTALS:	Function: 99100 - Transfers Out	12,000.00	12,117.36	0.00	12,117.36	0.00	0.00	0.00	100
TOTALS:	Project: 2000 - TITLE II	166,478.67	235,517.08	3,464.55	199,686.64	0.00	0.00	35,830.44	85

COLLIERVILLE SCHOOLS

EXPENSES BY FUNCTION

BATCH QUEUE ID 545012

FOR JUNE, 2024

PROJECT : 3000 - TITLE III

Report Code: BAT_GL_TEMPLATE

OBJECT	DESCRIPTION	BUDGET AMOUNT	ADJUSTED BUDGET	CURRENT ACTIVITY	YTD ACTIVITY	ENCUMBRANCE	REQUISITION	UNENCUMBERED BALANCE	PERCENT ENCUMBRD
Function : 71100 - Regular Instruction Program									
47100	Software	0.00	41,712.41	0.00	41,500.00	0.00	0.00	212.41	99
TOTALS:	Function: 71100 - Regular Instruction Program	0.00	41,712.41	0.00	41,500.00	0.00	0.00	212.41	99
Function : 72210 - Regular Instruction Program Support									
49900	Other Supplies & Materials	34,973.78	42,223.54	0.00	10,699.38	0.00	0.00	31,524.16	25
52400	In-Service/Staff Development	13,862.26	23,390.13	0.00	6,665.00	0.00	0.00	16,725.13	28
TOTALS:	Function: 72210 - Regular Instruction Program Support	48,836.04	65,613.67	0.00	17,364.38	0.00	0.00	48,249.29	26
Function : 99100 - Transfers Out									
50400	Indirect Cost	896.65	896.65	0.00	896.65	0.00	0.00	0.00	100
TOTALS:	Function: 99100 - Transfers Out	896.65	896.65	0.00	896.65	0.00	0.00	0.00	100
TOTALS:	Project: 3000 - TITLE III	49,732.69	108,222.73	0.00	59,761.03	0.00	0.00	48,461.70	55

COLLIERVILLE SCHOOLS

EXPENSES BY FUNCTION

BATCH QUEUE ID 545012

FOR JUNE, 2024

PROJECT : 3110 - TITLE III IMMIGRANT

Report Code: BAT_GL_TEMPLATE

OBJECT	DESCRIPTION	BUDGET AMOUNT	ADJUSTED BUDGET	CURRENT ACTIVITY	YTD ACTIVITY	ENCUMBRANCE	REQUISITION	UNENCUMBERED BALANCE	PERCENT ENCUMBRD
Function : 72210 - Regular Instruction Program Support									
43200	Library Books/Media	3,643.23	3,643.23	0.00	3,637.08	0.00	0.00	6.15	100
TOTALS:	Function: 72210 - Regular Instruction Program Support	3,643.23	3,643.23	0.00	3,637.08	0.00	0.00	6.15	100
TOTALS:	Project: 3110 - TITLE III IMMIGRANT	3,643.23	3,643.23	0.00	3,637.08	0.00	0.00	6.15	100

COLLIERVILLE SCHOOLS

EXPENSES BY FUNCTION

BATCH QUEUE ID 545012

FOR JUNE, 2024

PROJECT : 4000 - TITLE IV

Report Code: BAT_GL_TEMPLATE

OBJECT	DESCRIPTION	BUDGET AMOUNT	ADJUSTED BUDGET	CURRENT ACTIVITY	YTD ACTIVITY	ENCUMBRANCE	REQUISITION	UNENCUMBERED BALANCE	PERCENT ENCUMBRD
Function : 71100 - Regular Instruction Program									
42900	Instructional Supplies & Materials	20,834.62	20,822.97	0.00	19,388.41	0.00	0.00	1,434.56	93
49900	Other Supplies & Materials	15,100.00	50,482.46	0.00	50,473.80	0.00	0.00	8.66	100
59900	Other Charges	0.00	5,400.00	0.00	5,400.00	0.00	0.00	0.00	100
TOTALS:	Function: 71100 - Regular Instruction Program	35,934.62	76,705.43	0.00	75,262.21	0.00	0.00	1,443.22	98
Function : 72130 - Other Student Support									
49900	Other Supplies & Materials	7,500.00	0.00	0.00	0.00	0.00	0.00	0.00	0
TOTALS:	Function: 72130 - Other Student Support	7,500.00	0.00	0.00	0.00	0.00	0.00	0.00	0
Function : 72210 - Regular Instruction Program Support									
18900	Other Salaries & Wages	47,667.36	55,210.00	5,558.08	48,170.00	0.00	0.00	7,040.00	87
20100	Social Security	2,995.77	3,432.25	369.41	2,873.29	0.00	0.00	558.96	84
20400	State Retirement	4,142.29	4,775.89	470.08	3,832.05	0.00	0.00	943.84	80
20600	Life Insurance	144.00	144.00	0.00	145.60	0.00	0.00	-1.60	101
20700	Medical Insurance	7,520.30	7,520.30	0.00	6,993.20	0.00	0.00	527.10	93
21200	Employer Medicare	691.18	793.26	86.38	671.94	0.00	0.00	121.32	85
35500	Travel	0.00	1,500.00	40.09	323.93	0.00	0.00	1,176.07	22
49900	Other Supplies & Materials	10,000.00	10,000.00	0.00	9,950.00	0.00	0.00	50.00	100
52400	In-Service/Staff Development	5,900.00	0.00	0.00	0.00	0.00	0.00	0.00	0
TOTALS:	Function: 72210 - Regular Instruction Program Support	79,060.90	83,375.70	6,524.04	72,960.01	0.00	0.00	10,415.69	88
TOTALS:	Project: 4000 - Title IV	122,495.52	160,081.13	6,524.04	148,222.22	0.00	0.00	11,858.91	93

COLLIERVILLE SCHOOLS

EXPENSES BY FUNCTION

BATCH QUEUE ID 545012

FOR JUNE, 2024

PROJECT : 7000 - ARP HOMELESS

Report Code: BAT_GL_TEMPLATE

OBJECT	DESCRIPTION	BUDGET AMOUNT	ADJUSTED BUDGET	CURRENT ACTIVITY	YTD ACTIVITY	ENCUMBRANCE	REQUISITION	UNENCUMBERED BALANCE	PERCENT ENCUMBRD
Function : 71100 - Regular Instruction Program									
59900	Other Charges	4,000.00	4,000.00	0.00	0.00	0.00	0.00	4,000.00	0
TOTALS:	Function: 71100 - Regular Instruction Program	4,000.00	4,000.00	0.00	0.00	0.00	0.00	4,000.00	0
Function : 72130 - Other Student Support									
39900	Other Contracted Services	19,000.00	9,145.07	0.00	0.00	0.00	0.00	9,145.07	0
49900	Other Supplies & Materials	8,272.05	16,272.05	7,900.45	9,015.55	0.00	0.00	7,256.50	55
52400	In-Service/Staff Development	2,000.00	0.00	0.00	0.00	0.00	0.00	0.00	0
59900	Other Charges	4,500.00	2,500.00	0.00	0.00	0.00	0.00	2,500.00	0
TOTALS:	Function: 72130 - Other Student Support	33,772.05	27,917.12	7,900.45	9,015.55	0.00	0.00	18,901.57	32
Function : 72210 - Regular Instruction Program Support									
18900	Other Salaries & Wages	4,069.90	4,069.90	0.00	0.00	0.00	0.00	4,069.90	0
20100	Social Security	252.33	252.33	0.00	0.00	0.00	0.00	252.33	0
20400	State Retirement	353.67	353.67	0.00	0.00	0.00	0.00	353.67	0
21200	Employer Medicare	59.01	59.01	0.00	0.00	0.00	0.00	59.01	0
52400	In-Service/Staff Development	0.00	2,000.00	0.00	629.71	0.00	0.00	1,370.29	31
TOTALS:	Function: 72210 - Regular Instruction Program Support	4,734.91	6,734.91	0.00	629.71	0.00	0.00	6,105.20	9
Function : 72710 - Transportation									
39900	Other Contracted Services	4,000.00	4,000.00	0.00	0.00	0.00	0.00	4,000.00	0
TOTALS:	Function: 72710 - Transportation	4,000.00	4,000.00	0.00	0.00	0.00	0.00	4,000.00	0
TOTALS:	Project: 7000 - ARP Homeless	46,506.96	42,652.03	7,900.45	9,645.26	0.00	0.00	33,006.77	23

COLLIERVILLE SCHOOLS

EXPENSES BY FUNCTION

BATCH QUEUE ID 545012

FOR JUNE, 2024

PROJECT : 8005 - CARL PERKINS

Report Code: BAT_GL_TEMPLATE

OBJECT	DESCRIPTION	BUDGET AMOUNT	ADJUSTED BUDGET	CURRENT ACTIVITY	YTD ACTIVITY	ENCUMBRANCE	REQUISITION	UNENCUMBERED BALANCE	PERCENT ENCMBRD
Function : 71300 - Vocational Education Program									
33600	Maint & Repair-Equipment	2,000.00	2,000.00	0.00	2,000.00	0.00	0.00	0.00	100
42900	Instructional Supplies & Materials	26,733.73	25,690.73	0.00	24,575.60	0.00	0.00	1,115.13	96
42903	Instructional Supplies & Materials - Consumables	0.00	1,043.00	0.00	910.26	0.00	0.00	132.74	87
49900	Other Supplies & Materials	25,000.00	25,000.00	0.00	23,986.00	0.00	0.00	1,014.00	96
59900	Other Charges	1,000.00	1,000.00	0.00	0.00	0.00	0.00	1,000.00	0
TOTALS:	Function: 71300 - Vocational Education Program	54,733.73	54,733.73	0.00	51,471.86	0.00	0.00	3,261.87	94
Function : 72130 - Other Student Support									
39900	Other Contracted Services	15,000.00	15,000.00	0.00	15,000.00	0.00	0.00	0.00	100
52400	In-Service/Staff Development	8,713.75	9,213.75	0.00	8,916.86	0.00	0.00	296.89	97
52403	Carl Perkins Travel (CTSO)	2,436.87	2,436.87	0.00	482.44	0.00	0.00	1,954.43	20
TOTALS:	Function: 72130 - Other Student Support	26,150.62	26,650.62	0.00	24,399.30	0.00	0.00	2,251.32	92
Function : 72230 - Vocational Education Program Support									
52400	In-Service/Staff Development	4,000.00	3,500.00	0.00	2,223.88	0.00	0.00	1,276.12	64
TOTALS:	Function: 72230 - Vocational Education Program Support	4,000.00	3,500.00	0.00	2,223.88	0.00	0.00	1,276.12	64
Function : 99100 - Transfers Out									
50400	Indirect Cost	2,300.00	2,300.00	1,365.90	2,300.00	0.00	0.00	0.00	100
TOTALS:	Function: 99100 - Transfers Out	2,300.00	2,300.00	1,365.90	2,300.00	0.00	0.00	0.00	100
TOTALS:	Project: 8005 - Carl Perkins	87,184.35	87,184.35	1,365.90	80,395.04	0.00	0.00	6,789.31	92

COLLIERVILLE SCHOOLS

EXPENSES BY FUNCTION

BATCH QUEUE ID 545012

FOR JUNE, 2024

PROJECT : 9000 - IDEA PART B

Report Code: BAT_GL_TEMPLATE

OBJECT	DESCRIPTION	BUDGET AMOUNT	ADJUSTED BUDGET	CURRENT ACTIVITY	YTD ACTIVITY	ENCUMBRANCE	REQUISITION	UNENCUMBERED BALANCE	PERCENT ENCUMBRD
Function : 71200 - Special Education Program									
11600	Teachers	435,556.50	436,551.00	60,606.62	409,256.86	0.00	0.00	27,294.14	94
16300	Educational Assistants	619,613.27	632,475.48	29,017.76	591,449.28	0.00	0.00	41,026.20	94
16320	Educational AssistantsCCEIS	0.00	53,163.08	2,712.50	36,519.42	0.00	0.00	16,643.66	69
18920	Other Salaries - CCEIS	175,324.10	222,534.00	37,995.98	204,294.00	0.00	0.00	18,240.00	92
20100	Social Security	48,039.00	66,399.15	5,556.70	56,453.34	0.00	0.00	9,945.81	85
20120	Social Security - CCEIS	11,932.00	15,853.39	2,524.00	13,842.20	0.00	0.00	2,011.19	87
20400	State Retirement	100,361.00	87,714.14	6,879.80	79,140.97	0.00	0.00	8,573.17	90
20420	Retirement - CCEIS	15,951.00	18,632.71	2,920.80	17,458.55	0.00	0.00	1,174.16	94
20600	Life Insurance	3,758.00	3,167.00	0.00	3,045.75	0.00	0.00	121.25	96
20620	Life Insurance - CCEIS	580.00	753.68	0.00	704.23	0.00	0.00	49.45	93
20700	Medical Insurance	107,285.28	222,410.10	0.00	196,308.30	0.00	0.00	26,101.80	88
20720	Medical Insurance - CCEIS	8,000.00	33,789.90	0.00	38,052.83	0.00	0.00	-4,262.93	113
21200	Employer Medicare	18,091.00	15,530.00	1,299.52	13,202.48	0.00	0.00	2,327.52	85
21220	Medicare - CCEIS	11,933.00	4,017.37	590.28	3,237.19	0.00	0.00	780.18	81
31201	Contracts w Private Agencies-Set Aside	5,000.00	50,000.00	0.00	9,802.52	0.00	0.00	40,197.48	20
42900	Instructional Supplies & Materials	10,000.00	49,656.73	0.00	9,383.66	0.00	0.00	40,273.07	19
49900	Other Supplies & Materials	0.00	40,000.00	0.00	11,845.75	0.00	0.00	28,154.25	30
72500	Special Education Equipment	0.00	10,000.00	149.00	149.00	0.00	0.00	9,851.00	1
TOTALS:	Function: 71200 - Special Education Program	1,571,424.15	1,962,647.73	150,252.96	1,694,146.33	0.00	0.00	288,501.40	86
Function : 72220 - Special Education Program Support									
13100	Medical Personnel	87,823.80	88,669.00	13,381.38	86,979.00	0.00	0.00	1,690.00	98
19600	In-Service Training	0.00	23,941.05	6,175.00	6,175.00	0.00	0.00	17,766.05	26
20100	Social Security	5,445.00	6,375.00	1,212.46	5,787.11	0.00	0.00	587.89	91
20400	State Retirement	8,255.00	9,800.00	1,979.06	9,751.01	0.00	0.00	48.99	100
20600	Life Insurance	264.00	286.00	0.00	261.00	0.00	0.00	25.00	91
21200	Employer Medicare	1,273.00	1,490.00	283.58	1,353.53	0.00	0.00	136.47	91
31200	Contracts w Private Agencies	10,000.00	20,000.00	0.00	9,705.00	0.00	0.00	10,295.00	49
49900	Other Supplies & Materials	0.00	10,000.00	0.00	9,958.99	0.00	0.00	41.01	100

COLLIERVILLE SCHOOLS

EXPENSES BY FUNCTION

BATCH QUEUE ID 545012

FOR JUNE, 2024

PROJECT : 9000 - IDEA PART B

Report Code: BAT_GL_TEMPLATE

OBJECT	DESCRIPTION	BUDGET AMOUNT	ADJUSTED BUDGET	CURRENT ACTIVITY	YTD ACTIVITY	ENCUMBRANCE	REQUISITION	UNENCUMBERED BALANCE	PERCENT ENCUMBRD
52400	In-Service/Staff Development	10,000.00	29,821.60	606.46	4,601.71	0.00	0.00	25,219.89	15
52420	In-Service/Staff Development - CCEIS	20,000.00	40,630.24	3,040.68	18,557.56	0.00	0.00	22,072.68	46
79000	Other Equipment	0.00	25,151.28	0.00	12,277.70	0.00	0.00	12,873.58	49
TOTALS:	Function: 72220 - Special Education Program Support	143,060.80	256,164.17	26,678.62	165,407.61	0.00	0.00	90,756.56	65
Function : 72710 - Transportation									
31200	Contracts w Private Agencies	10,000.00	10,000.00	0.00	4,383.54	0.00	0.00	5,616.46	44
TOTALS:	Function: 72710 - Transportation	10,000.00	10,000.00	0.00	4,383.54	0.00	0.00	5,616.46	44
Function : 99100 - Transfers Out									
50400	Indirect Cost	100,000.00	160,997.89	13,877.44	145,343.60	0.00	0.00	15,654.29	90
59020	Transfer to Other Funds- CCEIS	41,619.05	13,200.00	0.00	11,032.36	0.00	0.00	2,167.64	84
TOTALS:	Function: 99100 - Transfers Out	141,619.05	174,197.89	13,877.44	156,375.96	0.00	0.00	17,821.93	90
TOTALS:	Project: 9000 - IDEA PART B	1,866,104.00	2,403,009.79	190,809.02	2,020,313.44	0.00	0.00	362,696.35	84

COLLIERVILLE SCHOOLS

EXPENSES BY FUNCTION

BATCH QUEUE ID 545012

FOR JUNE, 2024

PROJECT : 9010 - ARP IDEA PART B

Report Code: BAT_GL_TEMPLATE

OBJECT	DESCRIPTION	BUDGET AMOUNT	ADJUSTED BUDGET	CURRENT ACTIVITY	YTD ACTIVITY	ENCUMBRANCE	REQUISITION	UNENCUMBERED BALANCE	PERCENT ENCUMBRD
Function : 71200 - Special Education Program									
42900	Instructional Supplies & Materials	815.02	815.02	0.00	815.02	0.00	0.00	0.00	100
TOTALS:	Function: 71200 - Special Education Program	815.02	815.02	0.00	815.02	0.00	0.00	0.00	100
Function : 72220 - Special Education Program Support									
79000	Other Equipment	7,764.00	7,764.00	0.00	7,764.00	0.00	0.00	0.00	100
TOTALS:	Function: 72220 - Special Education Program Support	7,764.00	7,764.00	0.00	7,764.00	0.00	0.00	0.00	100
TOTALS:	Project: 9010 - ARP IDEA PART B	8,579.02	8,579.02	0.00	8,579.02	0.00	0.00	0.00	100

COLLIERVILLE SCHOOLS

EXPENSES BY FUNCTION

BATCH QUEUE ID 545012

FOR JUNE, 2024

PROJECT : 9100 - IDEA PRESCHOOL INCENTIVE

Report Code: BAT_GL_TEMPLATE

OBJECT	DESCRIPTION	BUDGET AMOUNT	ADJUSTED BUDGET	CURRENT ACTIVITY	YTD ACTIVITY	ENCUMBRANCE	REQUISITION	UNENCUMBERED BALANCE	PERCENT ENCMBRD
Function : 71200 - Special Education Program									
16300	Educational Assistants	0.00	26,604.00	1,304.10	19,691.91	0.00	0.00	6,912.09	74
18900	Other Salaries & Wages	0.00	4,500.00	1,500.00	1,500.00	0.00	0.00	3,000.00	33
18901	Bus Assistants	6,500.00	0.00	0.00	0.00	0.00	0.00	0.00	0
19500	Sub Teachers-Certified	2,000.00	2,000.00	0.00	0.00	0.00	0.00	2,000.00	0
20100	Social Security	0.00	2,053.00	173.83	1,216.88	0.00	0.00	836.12	59
20101	Social Security-PPPS Set-Aside	372.00	0.00	0.00	0.00	0.00	0.00	0.00	0
20400	State Retirement	0.00	2,632.00	222.14	1,673.01	0.00	0.00	958.99	64
20401	State Retirement-PPPS Set-Aside	669.50	0.00	0.00	0.00	0.00	0.00	0.00	0
20600	Life Insurance	0.00	80.00	0.00	56.29	0.00	0.00	23.71	70
20700	Medical Insurance	0.00	7,000.00	0.00	5,209.94	0.00	0.00	1,790.06	74
21200	Employer Medicare	0.00	480.00	40.65	284.56	0.00	0.00	195.44	59
21201	Employer Medicare-PPPS Set Aside	94.25	0.00	0.00	0.00	0.00	0.00	0.00	0
31201	Contracts w Private Agencies-Set Aside	5,000.00	8,632.48	0.00	8,632.48	0.00	0.00	0.00	100
42900	Instructional Supplies & Materials	7,689.00	8,951.00	0.00	2,103.43	0.00	0.00	6,847.57	23
49900	Other Supplies & Materials	0.00	2,000.00	0.00	0.00	0.00	0.00	2,000.00	0
TOTALS:	Function: 71200 - Special Education Program	22,324.75	64,932.48	3,240.72	40,368.50	0.00	0.00	24,563.98	62
Function : 72220 - Special Education Program Support									
12400	Psychological Personnel	2,000.00	2,000.00	0.00	0.00	0.00	0.00	2,000.00	0
20100	Social Security	124.00	124.00	0.00	0.00	0.00	0.00	124.00	0
20400	State Retirement	159.00	159.00	0.00	0.00	0.00	0.00	159.00	0
21200	Employer Medicare	29.00	29.00	0.00	0.00	0.00	0.00	29.00	0
49900	Other Supplies & Materials	3,888.52	3,888.52	0.00	2,270.22	0.00	0.00	1,618.30	58
52400	In-Service/Staff Development	5,000.00	3,905.00	0.00	1,681.43	0.00	0.00	2,223.57	43
TOTALS:	Function: 72220 - Special Education Program Support	11,200.52	10,105.52	0.00	3,951.65	0.00	0.00	6,153.87	39

COLLIERVILLE SCHOOLS

EXPENSES BY FUNCTION

BATCH QUEUE ID 545012

FOR JUNE, 2024

PROJECT : 9100 - IDEA PRESCHOOL INCENTIVE

Report Code: BAT_GL_TEMPLATE

OBJECT	DESCRIPTION	BUDGET AMOUNT	ADJUSTED BUDGET	CURRENT ACTIVITY	YTD ACTIVITY	ENCUMBRANCE	REQUISITION	UNENCUMBERED BALANCE	PERCENT ENCUMBRD
Function : 99100 - Transfers Out									
50400	Indirect Cost	2,631.73	2,631.73	0.00	2,631.73	0.00	0.00	0.00	100
TOTALS:	Function: 99100 - Transfers Out	2,631.73	2,631.73	0.00	2,631.73	0.00	0.00	0.00	100
Function : 9100 - IDEA PRESCHOOL INCENTIVE									
TOTALS:	Project: 9100 - IDEA PRESCHOOL INCENTIVE	36,157.00	77,669.73	3,240.72	46,951.88	0.00	0.00	30,717.85	60

COLLIERVILLE SCHOOLS

EXPENSES BY FUNCTION

BATCH QUEUE ID 545012

FOR JUNE, 2024

PROJECT : 9110 - ARP IDEA PRESCHOOL

Report Code: BAT_GL_TEMPLATE

OBJECT	DESCRIPTION	BUDGET AMOUNT	ADJUSTED BUDGET	CURRENT ACTIVITY	YTD ACTIVITY	ENCUMBRANCE	REQUISITION	UNENCUMBERED BALANCE	PERCENT ENCUMBRD
Function : 71200 - Special Education Program									
42900	Instructional Supplies & Materials	1,834.62	1,834.62	0.00	1,834.62	0.00	0.00	0.00	100
TOTALS:	Function: 71200 - Special Education Program	1,834.62	1,834.62	0.00	1,834.62	0.00	0.00	0.00	100
TOTALS:	Project: 9110 - ARP IDEA PRESCHOOL	1,834.62	1,834.62	0.00	1,834.62	0.00	0.00	0.00	100

COLLIERVILLE SCHOOLS

EXPENSES BY FUNCTION

BATCH QUEUE ID 545012

FOR JUNE, 2024

PROJECT : 9350 - ESSER GRANT 2.0

Report Code: BAT_GL_TEMPLATE

OBJECT	DESCRIPTION	BUDGET AMOUNT	ADJUSTED BUDGET	CURRENT ACTIVITY	YTD ACTIVITY	ENCUMBRANCE	REQUISITION	UNENCUMBERED BALANCE	PERCENT ENCUMBRD
Function : 71100 - Regular Instruction Program									
72200	Reg Inst Equipment	37,168.00	37,168.00	0.00	37,168.00	0.00	0.00	0.00	100
TOTALS:	Function: 71100 - Regular Instruction Program	37,168.00	37,168.00	0.00	37,168.00	0.00	0.00	0.00	100
Function : 72210 - Regular Instruction Program Support									
49900	Other Supplies & Materials	5,000.00	5,000.00	0.00	5,001.59	0.00	0.00	-1.59	100
TOTALS:	Function: 72210 - Regular Instruction Program Support	5,000.00	5,000.00	0.00	5,001.59	0.00	0.00	-1.59	100
Function : 72230 - Vocational Education Program Support									
79000	Other Equipment	24,000.00	24,000.00	0.00	24,000.00	0.00	0.00	0.00	100
TOTALS:	Function: 72230 - Vocational Education Program Support	24,000.00	24,000.00	0.00	24,000.00	0.00	0.00	0.00	100
Function : 72610 - Operation of Plant									
72000	Plant Operation Equipment	17,000.00	17,000.00	0.00	17,000.00	0.00	0.00	0.00	100
TOTALS:	Function: 72610 - Operation of Plant	17,000.00	17,000.00	0.00	17,000.00	0.00	0.00	0.00	100
Function : 72620 - Maintenance of Plant									
49900	Other Supplies & Materials	8,085.01	8,085.01	0.00	8,085.01	0.00	0.00	0.00	100
TOTALS:	Function: 72620 - Maintenance of Plant	8,085.01	8,085.01	0.00	8,085.01	0.00	0.00	0.00	100
Function : 99100 - Transfers Out									
50400	Indirect Cost	2,219.00	2,219.00	0.00	2,217.41	0.00	0.00	1.59	100
TOTALS:	Function: 99100 - Transfers Out	2,219.00	2,219.00	0.00	2,217.41	0.00	0.00	1.59	100
TOTALS:	Project: 9350 - ESSER GRANT 2.0	93,472.01	93,472.01	0.00	93,472.01	0.00	0.00	0.00	100

COLLIERVILLE SCHOOLS

EXPENSES BY FUNCTION

BATCH QUEUE ID 545012

FOR JUNE, 2024

PROJECT : 9351 - MATH IMPLEMENTATION GRANT

Report Code: BAT_GL_TEMPLATE

OBJECT	DESCRIPTION	BUDGET AMOUNT	ADJUSTED BUDGET	CURRENT ACTIVITY	YTD ACTIVITY	ENCUMBRANCE	REQUISITION	UNENCUMBERED BALANCE	PERCENT ENCUMBRD
Function : 72210 - Regular Instruction Program Support									
39900	Other Contracted Services	71,250.00	71,250.00	0.00	70,000.00	0.00	0.00	1,250.00	98
TOTALS:	Function: 72210 - Regular Instruction Program Support	71,250.00	71,250.00	0.00	70,000.00	0.00	0.00	1,250.00	98
TOTALS:	Project: 9351 - Math Implementation Grant	71,250.00	71,250.00	0.00	70,000.00	0.00	0.00	1,250.00	98

COLLIERVILLE SCHOOLS

EXPENSES BY FUNCTION

BATCH QUEUE ID 545012

FOR JUNE, 2024

PROJECT : 9360 - ESSER GRANT 3.0

Report Code: BAT_GL_TEMPLATE

OBJECT	DESCRIPTION	BUDGET AMOUNT	ADJUSTED BUDGET	CURRENT ACTIVITY	YTD ACTIVITY	ENCUMBRANCE	REQUISITION	UNENCUMBERED BALANCE	PERCENT ENCMBRD
Function : 71100 - Regular Instruction Program									
11645	Teachers-TN All Corp	495,963.04	495,963.04	76,016.93	493,962.81	0.00	0.00	2,000.23	100
16340	Educ Assistants - Learning Loss	194,304.60	194,304.60	7,099.40	175,744.27	0.00	0.00	18,560.33	90
16345	Educational Asst-TN All Corp	355,572.00	402,981.60	16,147.41	347,081.99	0.00	0.00	55,899.61	86
18800	Bonus Payments	0.00	266,900.00	239,500.00	239,500.00	0.00	0.00	27,400.00	90
19500	Sub Teachers-Certified	215,640.00	250,000.00	11,600.00	224,920.00	0.00	0.00	25,080.00	90
20100	Social Security	13,369.68	32,048.00	17,905.04	32,127.29	0.00	0.00	-79.29	100
20145	Social Security-TN All Corp	64,842.06	67,781.46	3,789.02	56,872.42	0.00	0.00	10,909.04	84
20400	State Retirement	0.00	16,589.00	20,080.79	20,351.07	0.00	0.00	-3,762.07	123
20445	State Retirement-TN All Corp	94,125.56	97,143.18	4,599.79	74,295.24	0.00	0.00	22,847.94	76
20600	Life Insurance	646.92	750.00	0.00	532.98	0.00	0.00	217.02	71
20645	Life Insurance-TN All Corp	3,137.52	3,279.74	0.00	3,047.57	0.00	0.00	232.17	93
20700	Medical Insurance	63,000.00	72,000.00	0.00	225.21	0.00	0.00	71,774.79	0
20745	Medical Insurance-TN All Corp	221,268.20	230,268.20	0.00	100,211.42	0.00	0.00	130,056.78	44
21200	Employer Medicare	3,126.78	7,577.00	4,191.81	7,319.77	0.00	0.00	257.23	97
21245	Employer Medicare-TN All Corp	15,164.67	15,852.11	886.19	13,499.50	0.00	0.00	2,352.61	85
42945	Instructional Supplies-TN All Corp	60,000.00	317,630.65	92,250.92	196,300.52	0.00	0.00	121,330.13	62
47145	Software-TN All Corp	28,500.00	28,500.00	0.00	28,500.00	0.00	0.00	0.00	100
72240	Reg Instruction Equipment-Learning Loss	60,000.00	60,000.00	0.00	53,105.36	0.00	0.00	6,894.64	89
TOTALS: Function: 71100 - Regular Instruction Program									
		1,888,661.03	2,559,568.58	494,067.30	2,067,597.42	0.00	0.00	491,971.16	81
Function : 71150 - Alternative Instruction Program									
18800	Bonus Payments	0.00	800.00	800.00	800.00	0.00	0.00	0.00	100
20100	Social Security	0.00	50.00	49.60	49.60	0.00	0.00	0.40	99
20400	State Retirement	0.00	54.00	58.80	58.80	0.00	0.00	-4.80	109
21200	Employer Medicare	0.00	12.00	11.60	11.60	0.00	0.00	0.40	97
TOTALS: Function: 71150 - Alternative Instruction Program									
		0.00	916.00	920.00	920.00	0.00	0.00	-4.00	100

COLLIERVILLE SCHOOLS

EXPENSES BY FUNCTION

BATCH QUEUE ID 545012

FOR JUNE, 2024

PROJECT : 9360 - ESSER GRANT 3.0

Report Code: BAT_GL_TEMPLATE

OBJECT	DESCRIPTION	BUDGET AMOUNT	ADJUSTED BUDGET	CURRENT ACTIVITY	YTD ACTIVITY	ENCUMBRANCE	REQUISITION	UNENCUMBERED BALANCE	PERCENT ENCUMBRD
Function : 71200 - Special Education Program									
18800	Bonus Payments	0.00	68,800.00	67,400.00	67,400.00	0.00	0.00	1,400.00	98
20100	Social Security	0.00	4,266.00	4,178.80	4,178.80	0.00	0.00	87.20	98
20400	State Retirement	0.00	4,685.00	5,176.02	5,176.02	0.00	0.00	-491.02	110
21200	Employer Medicare	0.00	998.00	977.30	977.30	0.00	0.00	20.70	98
TOTALS:	Function: 71200 - Special Education Program	0.00	78,749.00	77,732.12	77,732.12	0.00	0.00	1,016.88	99
Function : 71300 - Vocational Education Program									
18800	Bonus Payments	0.00	12,400.00	12,300.00	12,300.00	0.00	0.00	100.00	99
20100	Social Security	0.00	769.00	762.59	762.59	0.00	0.00	6.41	99
20400	State Retirement	0.00	844.00	918.57	918.57	0.00	0.00	-74.57	109
21200	Employer Medicare	0.00	180.00	178.35	178.35	0.00	0.00	1.65	99
TOTALS:	Function: 71300 - Vocational Education Program	0.00	14,193.00	14,159.51	14,159.51	0.00	0.00	33.49	100
Function : 72110 - Attendance									
18800	Bonus Payments	0.00	2,800.00	2,800.00	2,800.00	0.00	0.00	0.00	100
20100	Social Security	0.00	174.00	173.60	173.60	0.00	0.00	0.40	100
20400	State Retirement	0.00	191.00	233.88	233.88	0.00	0.00	-42.88	122
21200	Employer Medicare	0.00	41.00	40.60	40.60	0.00	0.00	0.40	99
TOTALS:	Function: 72110 - Attendance	0.00	3,206.00	3,248.08	3,248.08	0.00	0.00	-42.08	101
Function : 72120 - Health Services									
18800	Bonus Payments	0.00	9,200.00	9,200.00	9,200.00	0.00	0.00	0.00	100
20100	Social Security	0.00	570.00	570.39	570.39	0.00	0.00	-0.39	100
20400	State Retirement	0.00	627.00	750.59	750.59	0.00	0.00	-123.59	120
21200	Employer Medicare	0.00	133.00	133.40	133.40	0.00	0.00	-0.40	100
TOTALS:	Function: 72120 - Health Services	0.00	10,530.00	10,654.38	10,654.38	0.00	0.00	-124.38	101
Function : 72130 - Other Student Support									
12300	Guidance Personnel	66,200.00	66,200.00	10,184.62	66,200.00	0.00	0.00	0.00	100
18800	Bonus Payments	0.00	12,000.00	12,000.00	12,000.00	0.00	0.00	0.00	100
20100	Social Security	4,104.40	4,848.40	1,375.42	4,744.45	0.00	0.00	103.95	98

COLLIERVILLE SCHOOLS

EXPENSES BY FUNCTION

BATCH QUEUE ID 545012

FOR JUNE, 2024

PROJECT : 9360 - ESSER GRANT 3.0

Report Code: BAT_GL_TEMPLATE

OBJECT	DESCRIPTION	BUDGET AMOUNT	ADJUSTED BUDGET	CURRENT ACTIVITY	YTD ACTIVITY	ENCUMBRANCE	REQUISITION	UNENCUMBERED BALANCE	PERCENT ENCMBRD
20400	State Retirement	5,958.00	6,775.00	1,556.36	5,370.94	0.00	0.00	1,404.06	79
20600	Life Insurance	198.60	198.60	0.00	199.60	0.00	0.00	-1.00	101
20700	Medical Insurance	7,050.00	7,050.00	0.00	0.00	0.00	0.00	7,050.00	0
21200	Employer Medicare	959.90	1,133.90	321.68	1,109.67	0.00	0.00	24.23	98
TOTALS:	Function: 72130 - Other Student Support	84,470.90	98,205.90	25,438.08	89,624.66	0.00	0.00	8,581.24	91
Function : 72210 - Regular Instruction Program Support									
10500	Supervisor/Director	116,516.00	116,516.00	9,362.77	116,916.00	0.00	0.00	-400.00	100
18800	Bonus Payments	0.00	10,000.00	10,400.00	10,400.00	0.00	0.00	-400.00	104
20100	Social Security	7,224.00	7,844.00	1,200.52	7,411.31	0.00	0.00	432.69	94
20400	State Retirement	10,486.44	11,167.44	1,337.80	8,746.37	0.00	0.00	2,421.07	78
20600	Life Insurance	350.00	350.00	0.00	351.00	0.00	0.00	-1.00	100
20700	Medical Insurance	9,000.00	13,000.00	0.00	12,216.20	0.00	0.00	783.80	94
21200	Employer Medicare	1,690.00	1,835.00	280.77	1,733.23	0.00	0.00	101.77	94
47145	Software-TN All Corp	30,322.68	30,322.68	0.00	29,900.00	0.00	0.00	422.68	99
52400	In-Service/Staff Development	0.00	440,000.00	41,810.19	41,810.19	0.00	0.00	398,189.81	10
TOTALS:	Function: 72210 - Regular Instruction Program Support	175,589.12	631,035.12	64,392.05	229,484.30	0.00	0.00	401,550.82	36
Function : 72220 - Special Education Program Support									
18800	Bonus Payments	0.00	10,400.00	10,400.00	10,400.00	0.00	0.00	0.00	100
20100	Social Security	0.00	645.00	644.80	644.80	0.00	0.00	0.20	100
20400	State Retirement	0.00	708.00	862.20	862.20	0.00	0.00	-154.20	122
21200	Employer Medicare	0.00	151.00	150.80	150.80	0.00	0.00	0.20	100
TOTALS:	Function: 72220 - Special Education Program Support	0.00	11,904.00	12,057.80	12,057.80	0.00	0.00	-153.80	101
Function : 72250 - Technology									
18800	Bonus Payments	0.00	12,000.00	12,000.00	12,000.00	0.00	0.00	0.00	100
20100	Social Security	0.00	744.00	744.00	744.00	0.00	0.00	0.00	100
20400	State Retirement	0.00	817.00	942.48	942.48	0.00	0.00	-125.48	115

COLLIERVILLE SCHOOLS

EXPENSES BY FUNCTION

BATCH QUEUE ID 545012

FOR JUNE, 2024

PROJECT : 9360 - ESSER GRANT 3.0

Report Code: BAT_GL_TEMPLATE

OBJECT	DESCRIPTION	BUDGET AMOUNT	ADJUSTED BUDGET	CURRENT ACTIVITY	YTD ACTIVITY	ENCUMBRANCE	REQUISITION	UNENCUMBERED BALANCE	PERCENT ENCMBRD	
21200	Employer Medicare	0.00	174.00	174.00	174.00	0.00	0.00	0.00	100	
TOTALS:	Function: 72250 - Technology	0.00	13,735.00	13,860.48	13,860.48	0.00	0.00	-125.48	101	
Function : 72320 - Director of Schools										
18800	Bonus Payments	0.00	2,800.00	2,500.00	2,500.00	0.00	0.00	300.00	89	
20100	Social Security	0.00	174.00	155.00	155.00	0.00	0.00	19.00	89	
20400	State Retirement	0.00	190.00	198.21	198.21	0.00	0.00	-8.21	104	
21200	Employer Medicare	0.00	41.00	36.25	36.25	0.00	0.00	4.75	88	
TOTALS:	Function: 72320 - Director of Schools	0.00	3,205.00	2,889.46	2,889.46	0.00	0.00	315.54	90	
Function : 72410 - Office of the Principal										
18800	Bonus Payments	0.00	30,800.00	30,100.00	30,100.00	0.00	0.00	700.00	98	
20100	Social Security	0.00	1,910.00	1,866.20	1,866.20	0.00	0.00	43.80	98	
20400	State Retirement	0.00	2,097.00	2,273.88	2,273.88	0.00	0.00	-176.88	108	
21200	Employer Medicare	0.00	447.00	436.45	436.45	0.00	0.00	10.55	98	
TOTALS:	Function: 72410 - Office of the Principal	0.00	35,254.00	34,676.53	34,676.53	0.00	0.00	577.47	98	
Function : 72510 - Fiscal Services										
11900	Accountants/Bookkeepers	53,044.00	53,044.00	4,480.31	53,444.00	0.00	0.00	-400.00	101	
18800	Bonus Payments	0.00	3,600.00	3,600.00	3,600.00	0.00	0.00	0.00	100	
20100	Social Security	3,289.00	3,512.00	476.18	3,346.31	0.00	0.00	165.69	95	
20400	State Retirement	4,774.00	5,019.00	648.70	4,512.59	0.00	0.00	506.41	90	
20600	Life Insurance	159.13	159.13	0.00	160.60	0.00	0.00	-1.47	101	
20700	Medical Insurance	7,000.00	7,000.00	0.00	6,993.20	0.00	0.00	6.80	100	
21200	Employer Medicare	769.14	821.14	111.36	782.53	0.00	0.00	38.61	95	
49900	Other Supplies & Materials	0.00	600.00	498.56	498.56	0.00	0.00	101.44	83	
TOTALS:	Function: 72510 - Fiscal Services	69,035.27	73,755.27	9,815.11	73,337.79	0.00	0.00	417.48	99	
Function : 72520 - Human Resources/Personnel										
18800	Bonus Payments	0.00	2,000.00	2,000.00	2,000.00	0.00	0.00	0.00	100	
20100	Social Security	0.00	124.00	124.00	124.00	0.00	0.00	0.00	100	
20400	State Retirement	0.00	136.00	170.52	170.52	0.00	0.00	-34.52	125	

COLLIERVILLE SCHOOLS

EXPENSES BY FUNCTION

BATCH QUEUE ID 545012

FOR JUNE, 2024

PROJECT : 9360 - ESSER GRANT 3.0

Report Code: BAT_GL_TEMPLATE

OBJECT	DESCRIPTION	BUDGET AMOUNT	ADJUSTED BUDGET	CURRENT ACTIVITY	YTD ACTIVITY	ENCUMBRANCE	REQUISITION	UNENCUMBERED BALANCE	PERCENT ENCUMBRD	
21200	Employer Medicare	0.00	29.00	29.00	29.00	0.00	0.00	0.00	100	
TOTALS:	Function: 72520 - Human Resources/Personnel	0.00	2,289.00	2,323.52	2,323.52	0.00	0.00	-34.52	102	
Function : 72610 - Operation of Plant										
18800	Bonus Payments	0.00	4,800.00	4,400.00	4,400.00	0.00	0.00	400.00	92	
20100	Social Security	0.00	298.00	272.80	272.80	0.00	0.00	25.20	92	
20400	State Retirement	0.00	327.00	379.20	379.20	0.00	0.00	-52.20	116	
21200	Employer Medicare	0.00	70.00	63.80	63.80	0.00	0.00	6.20	91	
72000	Plant Operation Equipment		118,021.84	0.00	8,167.00	0.00	0.00	0.00	100	
TOTALS:	Function: 72610 - Operation of Plant	0.00	13,662.00	5,115.80	13,282.80	0.00	0.00	379.20	97	
Function : 72620 - Maintenance of Plant										
18800	Bonus Payments	0.00	4,000.00	4,000.00	4,000.00	0.00	0.00	0.00	100	
20100	Social Security	0.00	248.00	248.00	248.00	0.00	0.00	0.00	100	
20400	State Retirement	0.00	272.00	326.28	326.28	0.00	0.00	-54.28	120	
21200	Employer Medicare	0.00	58.00	58.00	58.00	0.00	0.00	0.00	100	
TOTALS:	Function: 72620 - Maintenance of Plant	0.00	4,578.00	4,632.28	4,632.28	0.00	0.00	-54.28	101	
Function : 72710 - Transportation										
18800	Bonus Payments	0.00	1,600.00	1,600.00	1,600.00	0.00	0.00	0.00	100	
20100	Social Security	0.00	99.00	99.20	99.20	0.00	0.00	-0.20	100	
20400	State Retirement	0.00	109.00	147.60	147.60	0.00	0.00	-38.60	135	
21200	Employer Medicare	0.00	23.00	23.20	23.20	0.00	0.00	-0.20	101	
TOTALS:	Function: 72710 - Transportation	0.00	1,831.00	1,870.00	1,870.00	0.00	0.00	-39.00	102	
Function : 73100 - Food Service										
18800	Bonus Payments	0.00	18,800.00	16,800.00	16,800.00	0.00	0.00	2,000.00	89	
20100	Social Security	0.00	1,166.00	1,041.60	1,041.60	0.00	0.00	124.40	89	
20400	State Retirement	0.00	1,280.00	1,305.60	1,305.60	0.00	0.00	-25.60	102	
21200	Employer Medicare	0.00	273.00	243.60	243.60	0.00	0.00	29.40	89	
TOTALS:	Function: 73100 - Food Service	0.00	21,519.00	19,390.80	19,390.80	0.00	0.00	2,128.20	90	

COLLIERVILLE SCHOOLS

EXPENSES BY FUNCTION

BATCH QUEUE ID 545012

FOR JUNE, 2024

PROJECT : 9360 - ESSER GRANT 3.0

Report Code: BAT_GL_TEMPLATE

OBJECT	DESCRIPTION	BUDGET AMOUNT	ADJUSTED BUDGET	CURRENT ACTIVITY	YTD ACTIVITY	ENCUMBRANCE	REQUISITION	UNENCUMBERED BALANCE	PERCENT ENCUMBRD
Function : 73400 - Early Childhood Education									
18800	Bonus Payments	0.00	1,600.00	1,600.00	1,600.00	0.00	0.00	0.00	100
20100	Social Security	0.00	99.00	99.20	99.20	0.00	0.00	-0.20	100
20400	State Retirement	0.00	109.00	126.72	126.72	0.00	0.00	-17.72	116
21200	Employer Medicare	0.00	23.00	23.20	23.20	0.00	0.00	-0.20	101
TOTALS:	Function: 73400 - Early Childhood Education	0.00	1,831.00	1,849.12	1,849.12	0.00	0.00	-18.12	101
Function : 76100 - Regular Capital Outlay									
30400	Architects	16,686.50	40,114.30	3,342.85	30,085.65	0.00	0.00	10,028.65	75
32100	Engineering Services	6,000.00	20,543.00	0.00	20,543.00	0.00	0.00	0.00	100
33100	Legal Services	2,500.00	0.00	0.00	0.00	0.00	0.00	0.00	0
70600	Building Construction	5,294,699.21	5,862,505.16	420,891.18	5,783,396.34	0.00	0.00	79,108.82	99
70700	Building Improvements	150,000.00	88,418.17	0.00	72,908.00	0.00	0.00	15,510.17	82
79900	Other Capital Outlay	10,000.00	405,118.00	57,800.00	57,800.00	0.00	0.00	347,318.00	14
TOTALS:	Function: 76100 - Regular Capital Outlay	5,479,885.71	6,416,698.63	482,034.03	5,964,732.99	0.00	0.00	451,965.64	93
Function : 99100 - Transfers Out									
50400	Indirect Cost	300,000.00	410,000.00	135,457.15	451,000.00	0.00	0.00	-41,000.00	110
TOTALS:	Function: 99100 - Transfers Out	300,000.00	410,000.00	135,457.15	451,000.00	0.00	0.00	-41,000.00	110
TOTALS:	Project: 9360 - ESSER GRANT 3.0	8,115,663.87	10,406,665.50	1,416,583.60	9,089,324.04	0.00	0.00	1,317,341.46	87

COLLIERVILLE SCHOOLS

EXPENSES BY FUNCTION

BATCH QUEUE ID 545012

FOR JUNE, 2024

PROJECT : 9380 - TN ALL CORPS GRANT

Report Code: BAT_GL_TEMPLATE

OBJECT	DESCRIPTION	BUDGET AMOUNT	ADJUSTED BUDGET	CURRENT ACTIVITY	YTD ACTIVITY	ENCUMBRANCE	REQUISITION	UNENCUMBERED BALANCE	PERCENT ENCUMBRD
Function : 71100 - Regular Instruction Program									
42945	Instructional Supplies-TN All Corp	0.00	51,881.52	2,244.14	2,244.14	0.00	0.00	49,637.38	4
49945	Other Supp & Mat-TN All Corp	2,480.08	2,480.08	0.00	2,264.24	0.00	0.00	215.84	91
72245	Reg Instr Equipment-TN All Corp	20,000.00	20,000.00	0.00	18,570.80	0.00	0.00	1,429.20	93
TOTALS:	Function: 71100 - Regular Instruction Program	22,480.08	74,361.60	2,244.14	23,079.18	0.00	0.00	51,282.42	31
Function : 72210 - Regular Instruction Program Support									
18945	Other Salaries & Wages-TN All Corp	470,400.00	450,228.00	0.00	445,403.75	0.00	0.00	4,824.25	99
20145	Social Security-TN All Corp	29,164.80	23,612.00	0.00	23,413.94	0.00	0.00	198.06	99
20445	State Retirement-TN All Corp	32,034.32	5,124.00	0.00	4,447.60	0.00	0.00	676.40	87
21245	Employer Medicare-TN All Corp	6,820.80	7,574.40	0.00	6,394.71	0.00	0.00	1,179.69	84
TOTALS:	Function: 72210 - Regular Instruction Program Support	538,419.92	486,538.40	0.00	479,660.00	0.00	0.00	6,878.40	99
Function : 72710 - Transportation									
39945	Other Contr Services-TN All Corp	10,200.00	10,200.00	0.00	7,164.00	0.00	0.00	3,036.00	70
TOTALS:	Function: 72710 - Transportation	10,200.00	10,200.00	0.00	7,164.00	0.00	0.00	3,036.00	70
Function : 73100 - Food Service									
42245	Food Supplies-TN All Corp	5,000.00	5,000.00	0.00	4,149.89	0.00	0.00	850.11	83
TOTALS:	Function: 73100 - Food Service	5,000.00	5,000.00	0.00	4,149.89	0.00	0.00	850.11	83
TOTALS:	Project: 9380 - TN ALL CORPS GRANT	576,100.00	576,100.00	2,244.14	514,053.07	0.00	0.00	62,046.93	89

COLLIERVILLE SCHOOLS

EXPENSES BY FUNCTION

BATCH QUEUE ID 545012

FOR JUNE, 2024

PROJECT : 9420 - RESILIENT SCHOOL COMMUNITIES GRANT

Report Code: BAT_GL_TEMPLATE

OBJECT	DESCRIPTION	BUDGET AMOUNT	ADJUSTED BUDGET	CURRENT ACTIVITY	YTD ACTIVITY	ENCUMBRANCE	REQUISITION	UNENCUMBERED BALANCE	PERCENT ENCUMBRD
Function : 72210 - Regular Instruction Program Support									
49900	Other Supplies & Materials	7,954.01	1,943.01	0.00	1,943.01	0.00	0.00	0.00	100
52400	In-Service/Staff Development	8,700.00	14,711.00	9,189.81	14,711.00	0.00	0.00	0.00	100
TOTALS:	Function: 72210 - Regular Instruction Program Support	16,654.01	16,654.01	9,189.81	16,654.01	0.00	0.00	0.00	100
TOTALS:	Project: 9420 - Resilient School Communities Grant	16,654.01	16,654.01	9,189.81	16,654.01	0.00	0.00	0.00	100

COLLIERVILLE SCHOOLS

EXPENSES BY FUNCTION

BATCH QUEUE ID 545012

FOR JUNE, 2024

PROJECT : 9520 - LITERACY TRAINING TEACHER STIPEND GRANT (PK-5)

Report Code: BAT_GL_TEMPLATE

OBJECT	DESCRIPTION	BUDGET AMOUNT	ADJUSTED BUDGET	CURRENT ACTIVITY	YTD ACTIVITY	ENCUMBRANCE	REQUISITION	UNENCUMBERED BALANCE	PERCENT ENCUMBRD
Function : 71100 - Regular Instruction Program									
18900	Other Salaries & Wages	1,000.00	1,000.00	0.00	1,000.00	0.00	0.00	0.00	100
TOTALS:	Function: 71100 - Regular Instruction Program	1,000.00	1,000.00	0.00	1,000.00	0.00	0.00	0.00	100
TOTALS:	Project: 9520 - Literacy Training Teacher Stipend Grant (PK-5)	1,000.00	1,000.00	0.00	1,000.00	0.00	0.00	0.00	100

COLLIERVILLE SCHOOLS

EXPENSES BY FUNCTION

BATCH QUEUE ID 545012

FOR JUNE, 2024

PROJECT : 9521 - LITERACY TRAINING TEACHER STIPEND GRANT(S-12)

Report Code: BAT_GL_TEMPLATE

OBJECT	DESCRIPTION	BUDGET AMOUNT	ADJUSTED BUDGET	CURRENT ACTIVITY	YTD ACTIVITY	ENCUMBRANCE	REQUISITION	UNENCUMBERED BALANCE	PERCENT ENCUMBRD
Function : 71100 - Regular Instruction Program									
18900	Other Salaries & Wages	1,000.00	1,000.00	0.00	1,000.00	0.00	0.00	0.00	100
TOTALS:	Function: 71100 - Regular Instruction Program	1,000.00	1,000.00	0.00	1,000.00	0.00	0.00	0.00	100
TOTALS:	Project: 9521 - Literacy Training Teacher Stipend Grant(S-12)	1,000.00	1,000.00	0.00	1,000.00	0.00	0.00	0.00	100

COLLIERVILLE SCHOOLS

EXPENSES BY FUNCTION

BATCH QUEUE ID 545012

Report Code: BAT_GL_TEMPLATE

FOR JUNE, 2024

PROJECT : 9530 - HQIM LITERACY IMPLEMENTATION NETWORKS

OBJECT	DESCRIPTION	BUDGET AMOUNT	ADJUSTED BUDGET	CURRENT ACTIVITY	YTD ACTIVITY	ENCUMBRANCE	REQUISITION	UNENCUMBERED BALANCE	PERCENT ENCUMBRD
Function : 71100 - Regular Instruction Program									
19500	Sub Teachers-Certified	0.00	4,889.00	0.00	4,859.96	0.00	0.00	29.04	99
20100	Social Security	0.00	576.00	0.00	271.56	0.00	0.00	304.44	47
21200	Employer Medicare	0.00	135.00	0.00	115.11	0.00	0.00	19.89	85
42900	Instructional Supplies & Materials	8,000.00	22,400.00	0.00	22,344.16	0.00	0.00	55.84	100
TOTALS:	Function: 71100 - Regular Instruction Program	8,000.00	28,000.00	0.00	27,590.79	0.00	0.00	409.21	99
Function : 72210 - Regular Instruction Program Support									
39900	Other Contracted Services	73,000.00	73,000.00	0.00	72,800.00	0.00	0.00	200.00	100
52400	In-Service/Staff Development	2,000.00	2,000.00	0.00	1,115.38	0.00	0.00	884.62	56
TOTALS:	Function: 72210 - Regular Instruction Program Support	75,000.00	75,000.00	0.00	73,915.38	0.00	0.00	1,084.62	99
TOTALS:	Project: 9530 - HQIM Literacy Implementation Networks	83,000.00	103,000.00	0.00	101,506.17	0.00	0.00	1,493.83	99

COLLIERVILLE SCHOOLS

EXPENSES BY FUNCTION

Report Code: BAT_GL_TEMPLATE

BATCH QUEUE ID 545095

Page: 30 of 31

07/11/2024

3:48:29 PM

	BUDGET AMOUNT	ADJUSTED BUDGET	CURRENT ACTIVITY	YTD ACTIVITY	ENCUMBRANCE	REQUISITION	UNENCUMBERED BALANCE	PERCENT ENCMBRD
GRAND TOTAL:	11,854,783.23	18,187,502.66	1,946,494.69	13,508,573.29	0.00	0.00	4,678,929.37	74

DISCRETIONARY GRANTS

COLLIERVILLE SCHOOLS

Report Code: BAT_GL_TEMPLATE

REVENUE BY FUNC
 BATCH QUEUE ID 545017
 FOR JUNE, 2024
 PROJECT : 8010 - VOLUNTARY PRE-K

FUNCTION	DESCRIPTION	BUDGET AMOUNT	ADJUSTED BUDGET	CURRENT ACTIVITY	YTD ACTIVITY	ENCUMBRANCE	REQUISITION	UNENCUMBERED BALANCE	PERCENT ENCUMBRD
46515	Early Childhood Education	189,452.16	189,452.16	14,466.30	184,031.79	0.00	0.00	5,420.37	97
TOTALS:	Project: 8010 - VOLUNTARY PRE-K	189,452.16	189,452.16	14,466.30	184,031.79	0.00	0.00	5,420.37	97

COLLIERVILLE SCHOOLS

REVENUE BY FUNC

BATCH QUEUE ID 545017

FOR JUNE, 2024

PROJECT : 8015 - STATE SPECIAL EDUCATION PRESCHOOL GRANT

Report Code: BAT_GL_TEMPLATE

FUNCTION	DESCRIPTION	BUDGET AMOUNT	ADJUSTED BUDGET	CURRENT ACTIVITY	YTD ACTIVITY	ENCUMBRANCE	REQUISITION	UNENCUMBERED BALANCE	PERCENT ENCUMBRD
48515	Early Childhood Education	245,716.93	245,716.93	29,427.43	54,413.70	0.00	0.00	191,303.23	22
TOTALS:	Project: 8015 - State Special Education Preschool Grant	245,716.93	245,716.93	29,427.43	54,413.70	0.00	0.00	191,303.23	22

COLLIERVILLE SCHOOLS

REVENUE BY FUNC

07/11/2024

Report Code: BAT_GL_TEMPLATE

BATCH QUEUE ID 545017

8:23:35 AM

FOR JUNE, 2024

PROJECT : 8030 - SAFE SCHOOLS GRANT

FUNCTION	DESCRIPTION	BUDGET AMOUNT	ADJUSTED BUDGET	CURRENT ACTIVITY	YTD ACTIVITY	ENCUMBRANCE	REQUISITION	UNENCUMBERED BALANCE	PERCENT ENCUMBRD
46981	Safe Schools	10,108.20	10,108.20	0.00	9,889.03	0.00	0.00	219.17	98
TOTALS:	Project: 8030 - Safe Schools Grant	10,108.20	10,108.20	0.00	9,889.03	0.00	0.00	219.17	98

COLLIERVILLE SCHOOLS

REVENUE BY FUNC

07/11/2024

BATCH QUEUE ID 545017

8:23:35 AM

Report Code: BAT_GL_TEMPLATE

FOR JUNE, 2024

PROJECT : 8031 - PUBLIC SCHOOL SAFETY GRANT

FUNCTION	DESCRIPTION	BUDGET AMOUNT	ADJUSTED BUDGET	CURRENT ACTIVITY	YTD ACTIVITY	ENCUMBRANCE	REQUISITION	UNENCUMBERED BALANCE	PERCENT ENCUMBRD
46980	Other State Grants	378,554.95	378,554.95	22,088.25	41,137.23	0.00	0.00	337,417.72	11
TOTALS:	Project: 8031 - Public School Safety Grant	378,554.95	378,554.95	22,088.25	41,137.23	0.00	0.00	337,417.72	11

COLLIERVILLE SCHOOLS

REVENUE BY FUNC

Report Code: BAT_GL_TEMPLATE

BATCH QUEUE ID 545017

FOR JUNE, 2024

PROJECT : 8036 - AMERICAS FARMERS GROW

FUNCTION	DESCRIPTION	BUDGET AMOUNT	ADJUSTED BUDGET	CURRENT ACTIVITY	YTD ACTIVITY	ENCUMBRANCE	REQUISITION	UNENCUMBERED BALANCE	PERCENT ENCUMBRD
44990	Other Local Revenue	2,500.00	2,500.00	0.00	0.00	0.00	0.00	2,500.00	0
TOTALS:	Project: 8036 - Americas Farmers Grow	2,500.00	2,500.00	0.00	0.00	0.00	0.00	2,500.00	0

COLLIERVILLE SCHOOLS

REVENUE BY FUNC

BATCH QUEUE ID 545017

FOR JUNE, 2024

PROJECT : 8041 - HEALTHY SCHOOL TEAMS

Report Code: BAT_GL_TEMPLATE

FUNCTION	DESCRIPTION	BUDGET AMOUNT	ADJUSTED BUDGET	CURRENT ACTIVITY	YTD ACTIVITY	ENCUMBRANCE	REQUISITION	UNENCUMBERED BALANCE	PERCENT ENCUMBRD
46980	Other State Grants	2,000.00	2,000.00	0.00	2,000.00	0.00	0.00	0.00	100
TOTALS:	Project: 8041 - Healthy School Teams	2,000.00	2,000.00	0.00	2,000.00	0.00	0.00	0.00	100

COLLIERVILLE SCHOOLS

REVENUE BY FUNC

07/11/2024

BATCH QUEUE ID 545017

8:23:35 AM

Report Code: BAT_GL_TEMPLATE

FOR JUNE, 2024

PROJECT : 8042 - YOUTH RISK BEHAVIOR SURVEY

FUNCTION	DESCRIPTION	BUDGET AMOUNT	ADJUSTED BUDGET	CURRENT ACTIVITY	YTD ACTIVITY	ENCUMBRANCE	REQUISITION	UNENCUMBERED BALANCE	PERCENT ENCUMBRD
48590	Other State Education Funds	0.00	0.00	600.00	600.00	0.00	0.00	-600.00	0
TOTALS:	Project: 8042 - YOUTH RISK BEHAVIOR SURVEY	0.00	0.00	600.00	600.00	0.00	0.00	-600.00	0

COLLIERVILLE SCHOOLS

REVENUE BY FUNC

BATCH QUEUE ID 545017

FOR JUNE, 2024

PROJECT : 8043 - DONATIONS - GREENHOUSE PROJECT AT CMS

Report Code: BAT_GL_TEMPLATE

FUNCTION	DESCRIPTION	BUDGET AMOUNT	ADJUSTED BUDGET	CURRENT ACTIVITY	YTD ACTIVITY	ENCUMBRANCE	REQUISITION	UNENCUMBERED BALANCE	PERCENT ENCUMBRD
44990	Other Local Revenue	3,729.94	3,729.94	0.00	0.00	0.00	0.00	3,729.94	0
TOTALS:	Project: 8043 - Donations - Greenhouse Project at CMS	3,729.94	3,729.94	0.00	0.00	0.00	0.00	3,729.94	0

COLLIERVILLE SCHOOLS

REVENUE BY FUNC

Report Code: BAT_GL_TEMPLATE

BATCH QUEUE ID 545017

FOR JUNE, 2024

PROJECT : 8046 - FAMILY RESOURCE/RACE 4 THE VILLE

FUNCTION	DESCRIPTION	BUDGET AMOUNT	ADJUSTED BUDGET	CURRENT ACTIVITY	YTD ACTIVITY	ENCUMBRANCE	REQUISITION	UNENCUMBERED BALANCE	PERCENT ENCUMBRD
44990	Other Local Revenue	13,903.52	25,982.52	0.00	12,079.00	0.00	0.00	13,903.52	46
TOTALS:	Project: 8046 - Family Resource/Race 4 the VILLE	13,903.52	25,982.52	0.00	12,079.00	0.00	0.00	13,903.52	46

COLLIERVILLE SCHOOLS

REVENUE BY FUNC

BATCH QUEUE ID 545017

FOR JUNE, 2024

PROJECT : 8047 - DONATIONS-AUDITORIUM SEATS (CHS)

Report Code: BAT_GL_TEMPLATE

FUNCTION	DESCRIPTION	BUDGET AMOUNT	ADJUSTED BUDGET	CURRENT ACTIVITY	YTD ACTIVITY	ENCUMBRANCE	REQUISITION	UNENCUMBERED BALANCE	PERCENT ENCMBRD
44990	Other Local Revenue	3,000.00	3,000.00	0.00	0.00	0.00	0.00	3,000.00	0
TOTALS:	Project: 8047 - Donations-Auditorium Seats (CHS)	3,000.00	3,000.00	0.00	0.00	0.00	0.00	3,000.00	0

COLLIERVILLE SCHOOLS

REVENUE BY FUNC

BATCH QUEUE ID 545017

FOR JUNE, 2024

PROJECT : 8048 - DONATIONS FOR DISTRICT IN-SERVICE

Report Code: BAT_GL_TEMPLATE

FUNCTION	DESCRIPTION	BUDGET AMOUNT	ADJUSTED BUDGET	CURRENT ACTIVITY	YTD ACTIVITY	ENCUMBRANCE	REQUISITION	UNENCUMBERED BALANCE	PERCENT ENCUMBRD
44990	Other Local Revenue	5,066.90	13,466.90	0.00	13,400.00	0.00	0.00	66.90	100
TOTALS:	Project: 8048 - Donations for District In-service	5,066.90	13,466.90	0.00	13,400.00	0.00	0.00	66.90	100

COLLIERVILLE SCHOOLS

REVENUE BY FUNC

BATCH QUEUE ID 545017

FOR JUNE, 2024

PROJECT : 8051 - BATTELLE EDUCATION DONATION-WCMS

Report Code: BAT_GL_TEMPLATE

FUNCTION	DESCRIPTION	BUDGET AMOUNT	ADJUSTED BUDGET	CURRENT ACTIVITY	YTD ACTIVITY	ENCUMBRANCE	REQUISITION	UNENCUMBERED BALANCE	PERCENT ENCMBRD
44990	Other Local Revenue	38,700.00	38,700.00	0.00	38,700.00	0.00	0.00	0.00	100
TOTALS:	Project: 8051 - BATTELLE EDUCATION DONATION-WCMS	38,700.00	38,700.00	0.00	38,700.00	0.00	0.00	0.00	100

COLLIERVILLE SCHOOLS

REVENUE BY FUNC

BATCH QUEUE ID 545017

Report Code: BAT_GL_TEMPLATE

FOR JUNE, 2024

PROJECT : 8052 - BATTELLE EDUCATION DONATION-SYC ELEM

FUNCTION	DESCRIPTION	BUDGET AMOUNT	ADJUSTED BUDGET	CURRENT ACTIVITY	YTD ACTIVITY	ENCUMBRANCE	REQUISITION	UNENCUMBERED BALANCE	PERCENT ENCUMBRD
44990	Other Local Revenue	38,700.00	38,700.00	0.00	38,700.00	0.00	0.00	0.00	100
TOTALS:	Project: 8052 - BATTELLE EDUCATION DONATION-SYC ELEM	38,700.00	38,700.00	0.00	38,700.00	0.00	0.00	0.00	100

COLLIERVILLE SCHOOLS

REVENUE BY FUNC

BATCH QUEUE ID 545017

FOR JUNE, 2024

Report Code: BAT_GL_TEMPLATE

PROJECT : 8098 - CPR TRAINING PROJECT

FUNCTION	DESCRIPTION	BUDGET AMOUNT	ADJUSTED BUDGET	CURRENT ACTIVITY	YTD ACTIVITY	ENCUMBRANCE	REQUISITION	UNENCUMBERED BALANCE	PERCENT ENCUMBRD
44990	Other Local Revenue	300.00	300.00	149.00	1,025.75	0.00	0.00	-725.75	342
TOTALS:	Project: 8098 - CPR Training Project	300.00	300.00	149.00	1,025.75	0.00	0.00	-725.75	342

COLLIERVILLE SCHOOLS

REVENUE BY FUNC

BATCH QUEUE ID 545017

FOR JUNE, 2024

Report Code: BAT_GL_TEMPLATE

PROJECT : 8100 - COLLIERVILLE HS TELEVISION

FUNCTION	DESCRIPTION	BUDGET AMOUNT	ADJUSTED BUDGET	CURRENT ACTIVITY	YTD ACTIVITY	ENCUMBRANCE	REQUISITION	UNENCUMBERED BALANCE	PERCENT ENCUMBRD
44990	Other Local Revenue	87,179.66	129,723.33	0.00	100,573.49	0.00	0.00	29,149.84	78
TOTALS:	Project: 8100 - Collierville HS Television	87,179.66	129,723.33	0.00	100,573.49	0.00	0.00	29,149.84	78

COLLIERVILLE SCHOOLS

REVENUE BY FUNC

BATCH QUEUE ID 545017

Report Code: BAT_GL_TEMPLATE

FOR JUNE, 2024

PROJECT : 8200 - ATHLETIC FUND

FUNCTION	DESCRIPTION	BUDGET AMOUNT	ADJUSTED BUDGET	CURRENT ACTIVITY	YTD ACTIVITY	ENCUMBRANCE	REQUISITION	UNENCUMBERED BALANCE	PERCENT ENCMBRD
44990	Other Local Revenue	136,783.62	99,552.13	-51,250.72	140,617.03	0.00	0.00	-41,064.90	141
TOTALS:	Project: 8200 - Athletic Fund	136,783.62	99,552.13	-51,250.72	140,617.03	0.00	0.00	-41,064.90	141

COLLIERVILLE SCHOOLS

REVENUE BY FUNC

BATCH QUEUE ID 545017

FOR JUNE, 2024

PROJECT : 8300 - SODEXO SCHOLARSHIP

Report Code: BAT_GL_TEMPLATE

FUNCTION	DESCRIPTION	BUDGET AMOUNT	ADJUSTED BUDGET	CURRENT ACTIVITY	YTD ACTIVITY	ENCUMBRANCE	REQUISITION	UNENCUMBERED BALANCE	PERCENT ENCUMBRD
44990	Other Local Revenue	20,512.50	20,512.50	0.00	0.00	0.00	0.00	20,512.50	0
TOTALS:	Project: 8300 - SODEXO SCHOLARSHIP	20,512.50	20,512.50	0.00	0.00	0.00	0.00	20,512.50	0

COLLIERVILLE SCHOOLS

REVENUE BY FUNC

BATCH QUEUE ID 545017

FOR JUNE, 2024

PROJECT : 8320 - BRYAN GATLIN MEMORIAL SCHOLARSHIP

Report Code: BAT_GL_TEMPLATE

FUNCTION	DESCRIPTION	BUDGET AMOUNT	ADJUSTED BUDGET	CURRENT ACTIVITY	YTD ACTIVITY	ENCUMBRANCE	REQUISITION	UNENCUMBERED BALANCE	PERCENT ENCMBRD
44990	Other Local Revenue	7,963.00	7,963.00	0.00	0.00	0.00	0.00	7,963.00	0
TOTALS:	Project: 8320 - BRYAN GATLIN MEMORIAL SCHOLARSHIP	7,963.00	7,963.00	0.00	0.00	0.00	0.00	7,963.00	0

COLLIERVILLE SCHOOLS

REVENUE BY FUNC

BATCH QUEUE ID 545017

Report Code: BAT_GL_TEMPLATE

FOR JUNE, 2024

PROJECT : 8330 - GARRETT HELMS MEMORIAL FUND

FUNCTION	DESCRIPTION	BUDGET AMOUNT	ADJUSTED BUDGET	CURRENT ACTIVITY	YTD ACTIVITY	ENCUMBRANCE	REQUISITION	UNENCUMBERED BALANCE	PERCENT ENCMBRD
44990	Other Local Revenue	19,713.20	19,713.20	0.00	1,557.11	0.00	0.00	18,156.09	8
TOTALS:	Project: 8330 - GARRETT HELMS MEMORIAL FUND	19,713.20	19,713.20	0.00	1,557.11	0.00	0.00	18,156.09	8

COLLIERVILLE SCHOOLS

REVENUE BY FUNC

BATCH QUEUE ID 545017

FOR JUNE, 2024

PROJECT : 8350 - CHRISTOPHER DUFOUR MEMORIAL SCHOLARSHIP

Report Code: BAT_GL_TEMPLATE

FUNCTION	DESCRIPTION	BUDGET AMOUNT	ADJUSTED BUDGET	CURRENT ACTIVITY	YTD ACTIVITY	ENCUMBRANCE	REQUISITION	UNENCUMBERED BALANCE	PERCENT ENCMBRD
44990	Other Local Revenue	5,726.34	5,726.34	0.00	0.00	0.00	0.00	5,726.34	0
TOTALS:	Project: 8350 - CHRISTOPHER DUFOUR MEMORIAL SCHOLARSHIP	5,726.34	5,726.34	0.00	0.00	0.00	0.00	5,726.34	0

COLLIERVILLE SCHOOLS

REVENUE BY FUNC

07/11/2024

BATCH QUEUE ID 545017

8:23:35 AM

Report Code: BAT_GL_TEMPLATE

FOR JUNE, 2024

PROJECT : 8361 - ELEM STEM/C/VILLE CHAMBER OF COMMERCE DONATION

FUNCTION	DESCRIPTION	BUDGET AMOUNT	ADJUSTED BUDGET	CURRENT ACTIVITY	YTD ACTIVITY	ENCUMBRANCE	REQUISITION	UNENCUMBERED BALANCE	PERCENT ENCMBRD
44990	Other Local Revenue	5,000.00	5,000.00	0.00	5,000.00	0.00	0.00	0.00	100
TOTALS:	Project: 8361 - ELEM STEM/C/VILLE CHAMBER OF COMMERCE DONATION	5,000.00	5,000.00	0.00	5,000.00	0.00	0.00	0.00	100

COLLIERVILLE SCHOOLS

REVENUE BY FUNC

BATCH QUEUE ID 545017

FOR JUNE, 2024

Report Code: BAT_GL_TEMPLATE

PROJECT : 8370 - DRAGON GAMES

FUNCTION	DESCRIPTION	BUDGET AMOUNT	ADJUSTED BUDGET	CURRENT ACTIVITY	YTD ACTIVITY	ENCUMBRANCE	REQUISITION	UNENCUMBERED BALANCE	PERCENT ENCMBRD
44990	Other Local Revenue	8,432.15	16,582.15	0.00	9,150.00	0.00	0.00	7,432.15	55
TOTALS:	Project: 8370 - Dragon Games	8,432.15	16,582.15	0.00	9,150.00	0.00	0.00	7,432.15	55

COLLIERVILLE SCHOOLS

REVENUE BY FUNC

07/11/2024

BATCH QUEUE ID 545017

8:23:35 AM

Report Code: BAT_GL_TEMPLATE

FOR JUNE, 2024

PROJECT : 8710 - LEARNING CAMPS

FUNCTION	DESCRIPTION	BUDGET AMOUNT	ADJUSTED BUDGET	CURRENT ACTIVITY	YTD ACTIVITY	ENCUMBRANCE	REQUISITION	UNENCUMBERED BALANCE	PERCENT ENCMBRD
46590	Other State Education Funds	696,261.23	696,261.23	0.00	650,682.42	0.00	0.00	45,578.81	93
TOTALS:	Project: 8710 - Learning Camps	696,261.23	696,261.23	0.00	650,682.42	0.00	0.00	45,578.81	93

COLLIERVILLE SCHOOLS

REVENUE BY FUNC

BATCH QUEUE ID 545017

FOR JUNE, 2024

PROJECT : 8711 - LEARNING CAMPS FY22

Report Code: BAT_GL_TEMPLATE

FUNCTION	DESCRIPTION	BUDGET AMOUNT	ADJUSTED BUDGET	CURRENT ACTIVITY	YTD ACTIVITY	ENCUMBRANCE	REQUISITION	UNENCUMBERED BALANCE	PERCENT ENCMBRD
46590	Other State Education Funds	1,029,464.19	1,029,464.19	0.00	0.00	0.00	0.00	1,029,464.19	0
TOTALS:	Project: 8711 - Learning Camps FY22	1,029,464.19	1,029,464.19	0.00	0.00	0.00	0.00	1,029,464.19	0

COLLIERVILLE SCHOOLS

REVENUE BY FUNC

07/11/2024

BATCH QUEUE ID 545017

8:23:35 AM

Report Code: BAT_GL_TEMPLATE

FOR JUNE, 2024

PROJECT : 8800 - RESPONSE TO DISPROPORTIONALITY-IDEA PART B

FUNCTION	DESCRIPTION	BUDGET AMOUNT	ADJUSTED BUDGET	CURRENT ACTIVITY	YTD ACTIVITY	ENCUMBRANCE	REQUISITION	UNENCUMBERED BALANCE	PERCENT ENCMBRD
49800	Transfers In	41,619.05	13,200.00	0.00	11,032.36	0.00	0.00	2,167.64	84
TOTALS:	Project: 8800 - RESPONSE TO DISPROPORTIONALITY- IDEA PART B	41,619.05	13,200.00	0.00	11,032.36	0.00	0.00	2,167.64	84

COLLIERVILLE SCHOOLS

REVENUE BY FUNC

BATCH QUEUE ID 545017

FOR JUNE, 2024

Report Code: BAT_GL_TEMPLATE

PROJECT : 9371 - INNOVATIVE SCHOOL MODELS

FUNCTION	DESCRIPTION	BUDGET AMOUNT	ADJUSTED BUDGET	CURRENT ACTIVITY	YTD ACTIVITY	ENCUMBRANCE	REQUISITION	UNENCUMBERED BALANCE	PERCENT ENCUMBRD
46790	Other Vocational	1,666,541.23	1,666,541.23	-258,667.50	519,699.53	0.00	0.00	1,146,841.70	31
47401	ESSER 3.0	0.00	0.00	345,623.00	345,623.00	0.00	0.00	-345,623.00	0
TOTALS:	Project: 9371 - Innovative School Models	1,666,541.23	1,666,541.23	86,955.50	865,322.53	0.00	0.00	801,218.70	52

COLLIERVILLE SCHOOLS

REVENUE BY FUNC

BATCH QUEUE ID 545017

Page: 27 of 28

07/11/2024

8:23:35 AM

Report Code: BAT_GL_TEMPLATE

BUDGET AMOUNT	ADJUSTED BUDGET	CURRENT ACTIVITY	YTD ACTIVITY	ENCUMBRANCE	REQUISITION	UNENCUMBERED BALANCE	PERCENT ENCUMBRD
4,656,928.77	4,662,450.90	102,435.76	2,179,911.44	0.00	0.00	2,482,539.46	47
GRAND TOTAL:							

COLLIERVILLE SCHOOLS

EXPENSES BY FUNCTION

BATCH QUEUE ID 545016

FOR JUNE, 2024

PROJECT : 8010 - VOLUNTARY PRE-K

Report Code: BAT_GL_TEMPLATE

OBJECT	DESCRIPTION	BUDGET AMOUNT	ADJUSTED BUDGET	CURRENT ACTIVITY	YTD ACTIVITY	ENCUMBRANCE	REQUISITION	UNENCUMBERED BALANCE	PERCENT ENCUMBRD
Function : 73400 - Early Childhood Education									
11600	Teachers	118,307.00	118,307.00	3,109.00	118,307.00	0.00	0.00	0.00	100
16300	Educational Assistants	42,667.00	42,667.00	0.00	42,667.00	0.00	0.00	0.00	100
20100	Social Security	10,848.00	10,848.00	1,399.78	10,848.00	0.00	0.00	0.00	100
20400	State Retirement	13,358.00	13,358.00	569.30	13,358.00	0.00	0.00	0.00	100
21200	Employer Medicare	2,537.00	2,537.00	327.35	2,537.00	0.00	0.00	0.00	100
21700	Retirement - Hybrid Stabilization	1,735.16	1,735.16	14.94	1,735.16	0.00	0.00	0.00	100
TOTALS:	Function: 73400 - Early Childhood Education	189,452.16	189,452.16	5,420.37	189,452.16	0.00	0.00	0.00	100
TOTALS:	Project: 8010 - VOLUNTARY PRE-K	189,452.16	189,452.16	5,420.37	189,452.16	0.00	0.00	0.00	100

COLLIERVILLE SCHOOLS

EXPENSES BY FUNCTION

BATCH QUEUE ID 545016

FOR JUNE, 2024

PROJECT : 8015 - STATE SPECIAL EDUCATION PRESCHOOL GRANT

Report Code: BAT_GL_TEMPLATE

OBJECT	DESCRIPTION	BUDGET AMOUNT	ADJUSTED BUDGET	CURRENT ACTIVITY	YTD ACTIVITY	ENCUMBRANCE	REQUISITION	UNENCUMBERED BALANCE	PERCENT ENCUMBRD
Function : 71200 - Special Education Program									
11600	Teachers	47,209.00	10,000.00	0.00	0.00	0.00	0.00	10,000.00	0
16300	Educational Assistants	70,037.41	65,037.41	0.00	0.00	0.00	0.00	65,037.41	0
20100	Social Security	6,226.00	6,226.00	0.00	0.00	0.00	0.00	6,226.00	0
20400	State Retirement	9,039.00	9,039.00	0.00	0.00	0.00	0.00	9,039.00	0
20600	Life Insurance	305.00	305.00	0.00	0.00	0.00	0.00	305.00	0
20700	Medical Insurance	21,000.00	21,000.00	0.00	0.00	0.00	0.00	21,000.00	0
21200	Employer Medicare	1,457.00	1,457.00	0.00	0.00	0.00	0.00	1,457.00	0
31200	Contracts w Private Agencies	45,000.00	45,000.00	2,760.00	29,940.00	0.00	0.00	15,060.00	67
42900	Instructional Supplies & Materials	30,943.52	50,943.52	36.79	20,051.04	0.00	0.00	30,892.48	39
49900	Other Supplies & Materials	0.00	5,000.00	0.00	0.00	0.00	0.00	5,000.00	0
72500	Special Education Equipment	5,000.00	8,000.00	0.00	7,219.45	0.00	0.00	780.55	90
TOTALS:	Function: 71200 - Special Education Program	236,216.93	222,007.93	2,796.79	57,210.49	0.00	0.00	164,797.44	26
Function : 72220 - Special Education Program Support									
79000	Other Equipment	9,500.00	23,709.00	4,118.00	4,118.00	0.00	0.00	19,591.00	17
TOTALS:	Function: 72220 - Special Education Program Support	9,500.00	23,709.00	4,118.00	4,118.00	0.00	0.00	19,591.00	17
TOTALS:	Project: 8015 - State Special Education Preschool Grant	245,716.93	245,716.93	6,914.79	61,328.49	0.00	0.00	184,388.44	25

COLLIERVILLE SCHOOLS

EXPENSES BY FUNCTION

BATCH QUEUE ID 545016

FOR JUNE, 2024

PROJECT : 8030 - SAFE SCHOOLS GRANT

Report Code: BAT_GL_TEMPLATE

OBJECT	DESCRIPTION	BUDGET AMOUNT	ADJUSTED BUDGET	CURRENT ACTIVITY	YTD ACTIVITY	ENCUMBRANCE	REQUISITION	UNENCUMBERED BALANCE	PERCENT ENCUMBRD
Function : 72210 - Regular Instruction Program Support									
49900	Other Supplies & Materials	10,108.20	10,108.20	0.00	9,889.03	0.00	0.00	219.17	98
TOTALS:	Function: 72210 - Regular Instruction Program Support	10,108.20	10,108.20	0.00	9,889.03	0.00	0.00	219.17	98
TOTALS:	Project: 8030 - Safe Schools Grant	10,108.20	10,108.20	0.00	9,889.03	0.00	0.00	219.17	98

COLLIERVILLE SCHOOLS

EXPENSES BY FUNCTION

BATCH QUEUE ID 545016

FOR JUNE, 2024

PROJECT : 8031 - PUBLIC SCHOOL SAFETY GRANT

Report Code: BAT_GL_TEMPLATE

OBJECT	DESCRIPTION	BUDGET AMOUNT	ADJUSTED BUDGET	CURRENT ACTIVITY	YTD ACTIVITY	ENCUMBRANCE	REQUISITION	UNENCUMBERED BALANCE	PERCENT ENCUMBRD
Function : 72620 - Maintenance of Plant									
79000	Other Equipment	378,554.95	378,554.95	59,097.91	100,235.14	0.00	0.00	278,319.81	26
TOTALS:	Function: 72620 - Maintenance of Plant	378,554.95	378,554.95	59,097.91	100,235.14	0.00	0.00	278,319.81	26
TOTALS:	Project: 8031 - Public School Safety Grant	378,554.95	378,554.95	59,097.91	100,235.14	0.00	0.00	278,319.81	26

COLLIERVILLE SCHOOLS

EXPENSES BY FUNCTION

BATCH QUEUE ID 545016

FOR JUNE, 2024

PROJECT : 8036 - AMERICAS FARMERS GROW

Report Code: BAT_GL_TEMPLATE

OBJECT	DESCRIPTION	BUDGET AMOUNT	ADJUSTED BUDGET	CURRENT ACTIVITY	YTD ACTIVITY	ENCUMBRANCE	REQUISITION	UNENCUMBERED BALANCE	PERCENT ENCUMBRD
Function : 72210 - Regular Instruction Program Support									
49900	Other Supplies & Materials	2,500.00	2,500.00	0.00	1,521.79	0.00	0.00	978.21	61
TOTALS:	Function: 72210 - Regular Instruction Program Support	2,500.00	2,500.00	0.00	1,521.79	0.00	0.00	978.21	61
TOTALS:	Project: 8036 - Americas Farmers Grow	2,500.00	2,500.00	0.00	1,521.79	0.00	0.00	978.21	61

COLLIERVILLE SCHOOLS

EXPENSES BY FUNCTION

Report Code: BAT_GL_TEMPLATE

BATCH QUEUE ID 545016

FOR JUNE, 2024

PROJECT : 8041 - HEALTHY SCHOOL TEAMS

OBJECT	DESCRIPTION	BUDGET AMOUNT	ADJUSTED BUDGET	CURRENT ACTIVITY	YTD ACTIVITY	ENCUMBRANCE	REQUISITION	UNENCUMBERED BALANCE	PERCENT ENCUMBRD
Function : 72120 - Health Services									
73500	Health Equipment	2,000.00	2,000.00	0.00	2,000.00	0.00	0.00	0.00	100
TOTALS:	Function: 72120 - Health Services	2,000.00	2,000.00	0.00	2,000.00	0.00	0.00	0.00	100
TOTALS:	Project: 8041 - Healthy School Teams	2,000.00	2,000.00	0.00	2,000.00	0.00	0.00	0.00	100

COLLIERVILLE SCHOOLS

EXPENSES BY FUNCTION

BATCH QUEUE ID 545016

FOR JUNE, 2024

PROJECT : 8043 - DONATIONS - GREENHOUSE PROJECT AT CMS

Report Code: BAT_GL_TEMPLATE

OBJECT	DESCRIPTION	BUDGET AMOUNT	ADJUSTED BUDGET	CURRENT ACTIVITY	YTD ACTIVITY	ENCUMBRANCE	REQUISITION	UNENCUMBERED BALANCE	PERCENT ENCMBRD
Function : 72210 - Regular Instruction Program Support									
39900	Other Contracted Services	729.94	729.94	0.00	0.00	0.00	0.00	729.94	0
79000	Other Equipment	3,000.00	3,000.00	0.00	0.00	0.00	0.00	3,000.00	0
TOTALS:	Function: 72210 - Regular Instruction Program Support	3,729.94	3,729.94	0.00	0.00	0.00	0.00	3,729.94	0
TOTALS:	Project: 8043 - Donations - Greenhouse Project at CMS	3,729.94	3,729.94	0.00	0.00	0.00	0.00	3,729.94	0

COLLIERVILLE SCHOOLS

EXPENSES BY FUNCTION

BATCH QUEUE ID 545016

FOR JUNE, 2024

PROJECT : 8046 - FAMILY RESOURCE/RACE 4 THE VILLE

Report Code: BAT_GL_TEMPLATE

OBJECT	DESCRIPTION	BUDGET AMOUNT	ADJUSTED BUDGET	CURRENT ACTIVITY	YTD ACTIVITY	ENCUMBRANCE	REQUISITION	UNENCUMBERED BALANCE	PERCENT ENCUMBRD
Function : 72120 - Health Services									
39900	Other Contracted Services	4,000.00	7,000.00	0.00	0.00	0.00	0.00	7,000.00	0
49900	Other Supplies & Materials	7,800.00	11,300.00	0.00	6,521.22	0.00	0.00	4,778.78	58
52400	In-Service/Staff Development	0.00	2,500.00	0.00	241.71	0.00	0.00	2,258.29	10
59900	Other Charges	2,103.52	5,182.52	0.00	357.19	0.00	0.00	4,825.33	7
TOTALS:	Function: 72120 - Health Services	13,903.52	25,982.52	0.00	7,120.12	0.00	0.00	18,862.40	27
TOTALS:	Project: 8046 - Family Resource/Race 4 the Ville	13,903.52	25,982.52	0.00	7,120.12	0.00	0.00	18,862.40	27

COLLIERVILLE SCHOOLS

EXPENSES BY FUNCTION

BATCH QUEUE ID 545016

FOR JUNE, 2024

PROJECT : 8047 - DONATIONS-AUDITORIUM SEATS (CHS)

Report Code: BAT_GL_TEMPLATE

OBJECT	DESCRIPTION	BUDGET AMOUNT	ADJUSTED BUDGET	CURRENT ACTIVITY	YTD ACTIVITY	ENCUMBRANCE	REQUISITION	UNENCUMBERED BALANCE	PERCENT ENCMBRD
Function : 72320 - Director of Schools									
59900	Other Charges	3,000.00	3,000.00	0.00	0.00	0.00	0.00	3,000.00	0
TOTALS:	Function: 72320 - Director of Schools	3,000.00	3,000.00	0.00	0.00	0.00	0.00	3,000.00	0
TOTALS:	Project: 8047 - Donations-Auditorium Seats (CHS)	3,000.00	3,000.00	0.00	0.00	0.00	0.00	3,000.00	0

COLLIERVILLE SCHOOLS

EXPENSES BY FUNCTION

BATCH QUEUE ID 545016

FOR JUNE, 2024

PROJECT : 8048 - DONATIONS FOR DISTRICT IN-SERVICE

Report Code: BAT_GL_TEMPLATE

OBJECT	DESCRIPTION	BUDGET AMOUNT	ADJUSTED BUDGET	CURRENT ACTIVITY	YTD ACTIVITY	ENCUMBRANCE	REQUISITION	UNENCUMBERED BALANCE	PERCENT ENCMBRD
Function : 72810 - Central and Other									
59900	Other Charges	5,066.90	13,466.90	0.00	13,466.90	0.00	0.00	0.00	100
TOTALS:	Function: 72810 - Central and Other	5,066.90	13,466.90	0.00	13,466.90	0.00	0.00	0.00	100
TOTALS:	Project: 8048 - Donations for District In-service	5,066.90	13,466.90	0.00	13,466.90	0.00	0.00	0.00	100

COLLIERVILLE SCHOOLS

EXPENSES BY FUNCTION

BATCH QUEUE ID 545016

FOR JUNE, 2024

PROJECT : 8051 - BATTELLE EDUCATION DONATION-WCMS

Report Code: BAT_GL_TEMPLATE

OBJECT	DESCRIPTION	BUDGET AMOUNT	ADJUSTED BUDGET	CURRENT ACTIVITY	YTD ACTIVITY	ENCUMBRANCE	REQUISITION	UNENCUMBERED BALANCE	PERCENT ENCUMBRD
Function : 71100 - Regular Instruction Program									
42900	Instructional Supplies & Materials	19,350.00	10,250.00	0.00	9,225.91	0.00	0.00	1,024.09	90
72200	Reg Inst Equipment	19,350.00	28,450.00	0.00	28,431.36	0.00	0.00	18.64	100
TOTALS:	Function: 71100 - Regular Instruction Program	38,700.00	38,700.00	0.00	37,657.27	0.00	0.00	1,042.73	97
TOTALS:	Project: 8051 - BATTELLE EDUCATION DONATION-WCMS	38,700.00	38,700.00	0.00	37,657.27	0.00	0.00	1,042.73	97

COLLIERVILLE SCHOOLS

EXPENSES BY FUNCTION

BATCH QUEUE ID 545016

FOR JUNE, 2024

PROJECT : 8052 - BATTELLE EDUCATION DONATION-SYC ELEM

Report Code: BAT_GL_TEMPLATE

OBJECT	DESCRIPTION	BUDGET AMOUNT	ADJUSTED BUDGET	CURRENT ACTIVITY	YTD ACTIVITY	ENCUMBRANCE	REQUISITION	UNENCUMBERED BALANCE	PERCENT ENCMBRD
Function : 71100 - Regular Instruction Program									
42900	Instructional Supplies & Materials	19,350.00	19,350.00	0.00	1,617.51	0.00	0.00	17,732.49	8
72200	Reg Inst Equipment	19,350.00	19,350.00	0.00	8,124.99	0.00	0.00	11,225.01	42
TOTALS:	Function: 71100 - Regular Instruction Program	38,700.00	38,700.00	0.00	9,742.50	0.00	0.00	28,957.50	25
TOTALS:	Project: 8052 - BATTELLE EDUCATION DONATION-SYC ELEM	38,700.00	38,700.00	0.00	9,742.50	0.00	0.00	28,957.50	25

COLLIERVILLE SCHOOLS

EXPENSES BY FUNCTION

BATCH QUEUE ID 545016

FOR JUNE, 2024

Report Code: BAT_GL_TEMPLATE

PROJECT : 8098 - CPR TRAINING PROJECT

OBJECT	DESCRIPTION	BUDGET AMOUNT	ADJUSTED BUDGET	CURRENT ACTIVITY	YTD ACTIVITY	ENCUMBRANCE	REQUISITION	UNENCUMBERED BALANCE	PERCENT ENCUMBRD
Function : 72120 - Health Services									
49900	Other Supplies & Materials	300.00	300.00	0.00	0.00	0.00	0.00	300.00	0
TOTALS: Function: 72120 - Health Services									
		300.00	300.00	0.00	0.00	0.00	0.00	300.00	0
TOTALS: Project: 8098 - CPR Training Project									
		300.00	300.00	0.00	0.00	0.00	0.00	300.00	0

COLLIERVILLE SCHOOLS

EXPENSES BY FUNCTION

BATCH QUEUE ID 545016

FOR JUNE, 2024

PROJECT : 8100 - COLLIERVILLE HS TELEVISION

Report Code: BAT_GL_TEMPLATE

OBJECT	DESCRIPTION	BUDGET AMOUNT	ADJUSTED BUDGET	CURRENT ACTIVITY	YTD ACTIVITY	ENCUMBRANCE	REQUISITION	UNENCUMBERED BALANCE	PERCENT ENCUMBRD
Function : 71100 - Regular Instruction Program									
72200	Reg Inst Equipment	51,877.66	81,421.33	0.00	73,089.24	0.00	0.00	8,332.09	90
TOTALS:	Function: 71100 - Regular Instruction Program	51,877.66	81,421.33	0.00	73,089.24	0.00	0.00	8,332.09	90
Function : 72210 - Regular Instruction Program Support									
18900	Other Salaries & Wages	9,000.00	9,000.00	4,000.00	8,000.00	0.00	0.00	1,000.00	89
20100	Social Security	558.00	558.00	248.02	477.32	0.00	0.00	80.68	86
20400	State Retirement	613.00	613.00	272.40	544.80	0.00	0.00	68.20	89
21200	Employer Medicare	131.00	131.00	58.01	111.63	0.00	0.00	19.37	85
30700	Communication	2,000.00	2,000.00	138.96	1,618.13	0.00	0.00	381.87	81
39900	Other Contracted Services	16,000.00	26,000.00	1,131.25	15,694.23	0.00	0.00	10,305.77	60
49900	Other Supplies & Materials	6,000.00	6,000.00	0.00	5,980.66	0.00	0.00	19.34	100
52400	In-Services/Staff Development	1,000.00	4,000.00	0.00	2,753.92	0.00	0.00	1,246.08	69
TOTALS:	Function: 72210 - Regular Instruction Program Support	35,302.00	48,302.00	5,848.64	35,180.69	0.00	0.00	13,121.31	73
TOTALS:	Project: 8100 - Collierville HS Television	87,179.66	129,723.33	5,848.64	108,269.93	0.00	0.00	21,453.40	83

COLLIERVILLE SCHOOLS

EXPENSES BY FUNCTION

BATCH QUEUE ID 545016

FOR JUNE, 2024

PROJECT : 8200 - ATHLETIC FUND

Report Code: BAT_GL_TEMPLATE

OBJECT	DESCRIPTION	BUDGET AMOUNT	ADJUSTED BUDGET	CURRENT ACTIVITY	YTD ACTIVITY	ENCUMBRANCE	REQUISITION	UNENCUMBERED BALANCE	PERCENT ENCUMBRD
Function : 72810 - Central and Other									
39900	Other Contracted Services	56,000.00	41,000.00	1,567.00	27,732.00	0.00	0.00	13,268.00	68
49900	Other Supplies & Materials	24,783.62	14,486.61	4,881.53	11,959.39	0.00	0.00	2,527.22	83
59900	Other Charges	56,000.00	44,065.52	3,895.25	42,194.27	0.00	0.00	1,871.25	96
TOTALS:	Function: 72810 - Central and Other	136,783.62	99,552.13	10,343.78	81,885.66	0.00	0.00	17,666.47	82
TOTALS:	Project: 8200 - Athletic Fund	136,783.62	99,552.13	10,343.78	81,885.66	0.00	0.00	17,666.47	82

COLLIERVILLE SCHOOLS

EXPENSES BY FUNCTION

BATCH QUEUE ID 545016

FOR JUNE, 2024

PROJECT : 8300 - SODEXO SCHOLARSHIP

Report Code: BAT_GL_TEMPLATE

OBJECT	DESCRIPTION	BUDGET AMOUNT	ADJUSTED BUDGET	CURRENT ACTIVITY	YTD ACTIVITY	ENCUMBRANCE	REQUISITION	UNENCUMBERED BALANCE	PERCENT ENCUMBRD
Function : 72320 - Director of Schools									
59900	Other Charges	20,512.50	20,512.50	0.00	0.00	0.00	0.00	20,512.50	0
TOTALS:	Function: 72320 - Director of Schools	20,512.50	20,512.50	0.00	0.00	0.00	0.00	20,512.50	0
TOTALS:	Project: 8300 - SODEXO SCHOLARSHIP	20,512.50	20,512.50	0.00	0.00	0.00	0.00	20,512.50	0

COLLIERVILLE SCHOOLS

EXPENSES BY FUNCTION

BATCH QUEUE ID 545016

FOR JUNE, 2024

PROJECT : 8320 - BRYAN GATLIN MEMORIAL SCHOLARSHIP

Report Code: BAT_GL_TEMPLATE

OBJECT	DESCRIPTION	BUDGET AMOUNT	ADJUSTED BUDGET	CURRENT ACTIVITY	YTD ACTIVITY	ENCUMBRANCE	REQUISITION	UNENCUMBERED BALANCE	PERCENT ENCMBRD
Function : 72230 - Vocational Education Program Support									
59900	Other Charges	7,963.00	7,963.00	0.00	1,000.00	0.00	0.00	6,963.00	13
TOTALS:	Function: 72230 - Vocational Education Program Support	7,963.00	7,963.00	0.00	1,000.00	0.00	0.00	6,963.00	13
TOTALS:	Project: 8320 - BRYAN GATLIN MEMORIAL SCHOLARSHIP	7,963.00	7,963.00	0.00	1,000.00	0.00	0.00	6,963.00	13

COLLIERVILLE SCHOOLS

EXPENSES BY FUNCTION

BATCH QUEUE ID 545016

FOR JUNE, 2024

PROJECT : 8330 - GARRETT HELMS MEMORIAL FUND

Report Code: BAT_GL_TEMPLATE

OBJECT	DESCRIPTION	BUDGET AMOUNT	ADJUSTED BUDGET	CURRENT ACTIVITY	YTD ACTIVITY	ENCUMBRANCE	REQUISITION	UNENCUMBERED BALANCE	PERCENT ENCMBRD
Function : 72220 - Special Education Program Support									
49900	Other Supplies & Materials	500.00	500.00	0.00	0.00	0.00	0.00	500.00	0
52400	In-Services/Staff Development	19,213.20	19,213.20	0.00	0.00	0.00	0.00	19,213.20	0
TOTALS:	Function: 72220 - Special Education Program Support	19,713.20	19,713.20	0.00	0.00	0.00	0.00	19,713.20	0
TOTALS:	Project: 8330 - GARRETT HELMS MEMORIAL FUND	19,713.20	19,713.20	0.00	0.00	0.00	0.00	19,713.20	0

COLLIERVILLE SCHOOLS

EXPENSES BY FUNCTION

BATCH QUEUE ID 545016

FOR JUNE, 2024

PROJECT : 8350 - CHRISTOPHER DUFOUR MEMORIAL SCHOLARSHIP

Report Code: BAT_GL_TEMPLATE

OBJECT	DESCRIPTION	BUDGET AMOUNT	ADJUSTED BUDGET	CURRENT ACTIVITY	YTD ACTIVITY	ENCUMBRANCE	REQUISITION	UNENCUMBERED BALANCE	PERCENT ENCMBRD
Function : 72810 - Central and Other									
59900	Other Charges	5,726.34	5,726.34	0.00	1,000.00	0.00	0.00	4,726.34	17
TOTALS:	Function: 72810 - Central and Other	5,726.34	5,726.34	0.00	1,000.00	0.00	0.00	4,726.34	17
TOTALS:	Project: 8350 - CHRISTOPHER DUFOUR MEMORIAL SCHOLARSHIP	5,726.34	5,726.34	0.00	1,000.00	0.00	0.00	4,726.34	17

COLLIERVILLE SCHOOLS

EXPENSES BY FUNCTION

BATCH QUEUE ID 545016

FOR JUNE, 2024

Report Code: BAT_GL_TEMPLATE

PROJECT : 8361 - ELEM STEM/CVILLE CHAMBER OF COMMERCE DONATION

OBJECT	DESCRIPTION	BUDGET AMOUNT	ADJUSTED BUDGET	CURRENT ACTIVITY	YTD ACTIVITY	ENCUMBRANCE	REQUISITION	UNENCUMBERED BALANCE	PERCENT ENCMBRD
Function : 72130 - Other Student Support									
59900	Other Charges	5,000.00	5,000.00	0.00	4,024.99	0.00	0.00	975.01	80
TOTALS: Function: 72130 - Other Student Support									
		5,000.00	5,000.00	0.00	4,024.99	0.00	0.00	975.01	80
TOTALS: Project: 8361 - ELEM STEM/CVILLE CHAMBER OF COMMERCE DONATION									
		5,000.00	5,000.00	0.00	4,024.99	0.00	0.00	975.01	80

COLLIERVILLE SCHOOLS

EXPENSES BY FUNCTION

BATCH QUEUE ID 545016

FOR JUNE, 2024

PROJECT : 8370 - DRAGON GAMES

Report Code: BAT_GL_TEMPLATE

OBJECT	DESCRIPTION	BUDGET AMOUNT	ADJUSTED BUDGET	CURRENT ACTIVITY	YTD ACTIVITY	ENCUMBRANCE	REQUISITION	UNENCUMBERED BALANCE	PERCENT ENCMBRD
Function : 72220 - Special Education Program Support									
59903	Dragon Games Costs	8,432.15	16,582.15	984.47	7,295.80	0.00	0.00	9,286.35	44
TOTALS:	Function: 72220 - Special Education Program Support	8,432.15	16,582.15	984.47	7,295.80	0.00	0.00	9,286.35	44
TOTALS:	Project: 8370 - Dragon Games	8,432.15	16,582.15	984.47	7,295.80	0.00	0.00	9,286.35	44

COLLIERVILLE SCHOOLS

EXPENSES BY FUNCTION

BATCH QUEUE ID 545016

FOR JUNE, 2024

PROJECT : 8710 - LEARNING CAMPS

Report Code: BAT_GL_TEMPLATE

OBJECT	DESCRIPTION	BUDGET AMOUNT	ADJUSTED BUDGET	CURRENT ACTIVITY	YTD ACTIVITY	ENCUMBRANCE	REQUISITION	UNENCUMBERED BALANCE	PERCENT ENCUMBRD
Function : 71100 - Regular Instruction Program									
11600	Teachers	315,585.00	320,940.00	0.00	321,351.25	0.00	0.00	-411.25	100
16300	Educational Assistants	71,145.00	73,440.00	0.00	67,925.85	0.00	0.00	5,514.15	92
20100	Social Security	24,008.00	24,151.00	0.00	24,109.57	0.00	0.00	41.43	100
20400	State Retirement	29,043.00	29,286.00	0.00	27,658.17	0.00	0.00	1,627.83	94
21200	Employer Medicare	5,644.00	5,678.00	0.00	5,644.42	0.00	0.00	33.58	99
21700	Retirement - Hybrid Stabilization	4,040.00	4,040.00	0.00	1,723.10	0.00	0.00	2,316.90	43
42900	Instructional Supplies & Materials	26,139.19	11,155.19	0.00	5,208.31	0.00	0.00	5,946.88	47
49900	Other Supplies & Materials	74,527.04	65,290.04	0.00	61,128.85	0.00	0.00	4,161.19	94
59900	Other Charges	5,000.00	5,000.00	0.00	950.00	0.00	0.00	4,050.00	19
TOTALS:	Function: 71100 - Regular Instruction Program	555,131.23	538,980.23	0.00	515,699.52	0.00	0.00	23,280.71	96
Function : 72120 - Health Services									
13100	Medical Personnel	3,644.00	3,644.00	0.00	2,512.42	0.00	0.00	1,131.58	69
20100	Social Security	226.00	226.00	0.00	155.73	0.00	0.00	70.27	69
20400	State Retirement	250.00	250.00	0.00	199.71	0.00	0.00	50.29	80
21200	Employer Medicare	54.00	54.00	0.00	36.42	0.00	0.00	17.58	67
21700	Retirement - Hybrid Stabilization	50.00	50.00	0.00	26.38	0.00	0.00	23.62	53
39900	Other Contracted Services	6,593.00	0.00	0.00	0.00	0.00	0.00	0.00	0
TOTALS:	Function: 72120 - Health Services	10,817.00	4,224.00	0.00	2,930.66	0.00	0.00	1,293.34	69
Function : 72130 - Other Student Support									
12300	Guidance Personnel	15,674.00	15,674.00	0.00	14,052.50	0.00	0.00	1,621.50	90
18900	Other Salaries & Wages	10,725.00	10,725.00	0.00	0.00	0.00	0.00	10,725.00	0
20100	Social Security	1,637.00	1,637.00	0.00	871.25	0.00	0.00	765.75	53
20400	State Retirement	2,375.00	2,375.00	0.00	1,028.77	0.00	0.00	1,346.23	43
21200	Employer Medicare	270.00	270.00	0.00	203.76	0.00	0.00	66.24	75
21700	Retirement - Hybrid Stabilization	413.00	413.00	0.00	66.12	0.00	0.00	346.88	16
39900	Other Contracted Services	34,860.00	68,164.00	0.00	66,828.00	0.00	0.00	1,336.00	98
TOTALS:	Function: 72130 - Other Student Support	65,954.00	99,258.00	0.00	83,050.40	0.00	0.00	16,207.60	84

COLLIERVILLE SCHOOLS

EXPENSES BY FUNCTION

BATCH QUEUE ID 545016
FOR JUNE, 2024
PROJECT : 8710 - LEARNING CAMPS

Report Code: BAT_GL_TEMPLATE

OBJECT	DESCRIPTION	BUDGET AMOUNT	ADJUSTED BUDGET	CURRENT ACTIVITY	YTD ACTIVITY	ENCUMBRANCE	REQUISITION	UNENCUMBERED BALANCE	PERCENT ENCMBRD
Function : 72210 - Regular Instruction Program Support									
10500	Supervisor/Director	21,318.00	21,318.00	0.00	18,480.00	0.00	0.00	2,838.00	87
20100	Social Security	1,322.00	1,322.00	0.00	1,145.79	0.00	0.00	176.21	87
20400	State Retirement	1,702.00	1,702.00	0.00	1,258.51	0.00	0.00	443.49	74
21200	Employer Medicare	310.00	310.00	0.00	267.97	0.00	0.00	42.03	86
21700	Retirement - Hybrid Stabilization	290.00	290.00	0.00	0.00	0.00	0.00	290.00	0
TOTALS:	Function: 72210 - Regular Instruction Program Support	24,942.00	24,942.00	0.00	21,152.27	0.00	0.00	3,789.73	85
Function : 72410 - Office of the Principal									
10400	Principal(s)	5,130.00	5,130.00	0.00	4,693.50	0.00	0.00	436.50	91
20100	Social Security	319.00	319.00	0.00	290.94	0.00	0.00	28.06	91
20400	State Retirement	542.00	542.00	0.00	345.95	0.00	0.00	196.05	64
21200	Employer Medicare	75.00	75.00	0.00	68.06	0.00	0.00	6.94	91
21700	Retirement - Hybrid Stabilization	50.00	50.00	0.00	27.07	0.00	0.00	22.93	54
TOTALS:	Function: 72410 - Office of the Principal	6,116.00	6,116.00	0.00	5,425.52	0.00	0.00	690.48	89
Function : 72610 - Operation of Plant									
32800	Janitorial Services	4,300.00	4,300.00	0.00	4,184.00	0.00	0.00	116.00	97
TOTALS:	Function: 72610 - Operation of Plant	4,300.00	4,300.00	0.00	4,184.00	0.00	0.00	116.00	97
Function : 73100 - Food Service									
16500	Catereria Personnel	11,730.00	11,730.00	0.00	11,726.64	0.00	0.00	3.36	100
20100	Social Security	730.00	730.00	0.00	727.02	0.00	0.00	2.98	100
20400	State Retirement	1,240.00	1,240.00	0.00	1,132.49	0.00	0.00	107.51	91
21200	Employer Medicare	170.00	170.00	0.00	170.03	0.00	0.00	-0.03	100
21700	Retirement - Hybrid Stabilization	131.00	131.00	0.00	43.99	0.00	0.00	87.01	34
42200	Food Supplies	15,000.00	4,440.00	0.00	4,439.88	0.00	0.00	0.12	100
TOTALS:	Function: 73100 - Food Service	29,001.00	18,441.00	0.00	18,240.05	0.00	0.00	200.95	99
TOTALS:	Project: 8710 - Learning Camps	696,261.23	696,261.23	0.00	650,682.42	0.00	0.00	45,578.81	93

COLLIERVILLE SCHOOLS

EXPENSES BY FUNCTION

BATCH QUEUE ID 545016

FOR JUNE, 2024

PROJECT : 8711 - LEARNING CAMPS FY22

Report Code: BAT_GL_TEMPLATE

OBJECT	DESCRIPTION	BUDGET AMOUNT	ADJUSTED BUDGET	CURRENT ACTIVITY	YTD ACTIVITY	ENCUMBRANCE	REQUISITION	UNENCUMBERED BALANCE	PERCENT ENCMBRD
Function : 71100 - Regular Instruction Program									
11600	Teachers	341,550.00	341,550.00	73,205.00	73,205.00	0.00	0.00	268,345.00	21
16300	Educational Assistants	94,500.00	94,500.00	16,945.00	16,945.00	0.00	0.00	77,555.00	18
20100	Social Security	27,086.00	27,086.00	5,553.97	5,553.97	0.00	0.00	21,532.03	21
20400	State Retirement	46,120.00	46,120.00	6,460.05	6,460.05	0.00	0.00	39,659.95	14
21200	Employer Medicare	6,368.00	6,368.00	1,307.30	1,307.30	0.00	0.00	5,060.70	21
21700	Retirement - Hybrid Stabilization	3,818.00	3,818.00	442.84	442.84	0.00	0.00	3,375.16	12
42900	Instructional Supplies & Materials	112,332.19	62,332.19	37,780.51	37,780.51	0.00	0.00	24,551.68	61
49900	Other Supplies & Materials	206,763.00	256,763.00	186,681.05	186,681.05	0.00	0.00	70,081.95	73
59900	Other Charges	5,000.00	5,000.00	0.00	0.00	0.00	0.00	5,000.00	0
TOTALS:	Function: 71100 - Regular Instruction Program	843,537.19	843,537.19	328,375.72	328,375.72	0.00	0.00	515,161.47	39
Function : 72120 - Health Services									
13100	Medical Personnel	7,425.00	7,425.00	2,420.00	2,420.00	0.00	0.00	5,005.00	33
20100	Social Security	461.00	461.00	150.04	150.04	0.00	0.00	310.96	33
20400	State Retirement	785.00	785.00	192.39	192.39	0.00	0.00	592.61	25
21200	Employer Medicare	108.00	108.00	35.09	35.09	0.00	0.00	72.91	32
21700	Retirement - Hybrid Stabilization	83.00	83.00	25.41	25.41	0.00	0.00	57.59	31
TOTALS:	Function: 72120 - Health Services	8,862.00	8,862.00	2,822.93	2,822.93	0.00	0.00	6,039.07	32
Function : 72130 - Other Student Support									
12300	Guidance Personnel	14,850.00	14,850.00	3,547.50	3,547.50	0.00	0.00	11,302.50	24
18900	Other Salaries & Wages	14,850.00	14,850.00	0.00	0.00	0.00	0.00	14,850.00	0
20100	Social Security	1,844.00	1,844.00	219.95	219.95	0.00	0.00	1,624.05	12
20400	State Retirement	3,140.00	3,140.00	259.77	259.77	0.00	0.00	2,880.23	8
21200	Employer Medicare	432.00	432.00	51.44	51.44	0.00	0.00	380.56	12
21700	Retirement - Hybrid Stabilization	166.00	166.00	16.75	16.75	0.00	0.00	149.25	10
39900	Other Contracted Services	81,304.00	81,304.00	7,450.00	7,450.00	0.00	0.00	73,854.00	9
TOTALS:	Function: 72130 - Other Student Support	116,586.00	116,586.00	11,545.41	11,545.41	0.00	0.00	105,040.59	10

COLLIERVILLE SCHOOLS

EXPENSES BY FUNCTION

BATCH QUEUE ID 545016

FOR JUNE, 2024

PROJECT : 8711 - LEARNING CAMPS FY22

Report Code: BAT_GL_TEMPLATE

OBJECT	DESCRIPTION	BUDGET AMOUNT	ADJUSTED BUDGET	CURRENT ACTIVITY	YTD ACTIVITY	ENCUMBRANCE	REQUISITION	UNENCUMBERED BALANCE	PERCENT ENCUMBRD
Function : 72210 - Regular Instruction Program Support									
10500	Supervisor/Director	18,150.00	18,150.00	5,258.00	5,258.00	0.00	0.00	12,892.00	29
20100	Social Security	1,116.00	1,116.00	326.00	326.00	0.00	0.00	790.00	29
20400	State Retirement	1,902.00	1,902.00	358.07	358.07	0.00	0.00	1,543.93	19
21200	Employer Medicare	262.00	262.00	76.24	76.24	0.00	0.00	185.76	29
21700	Retirement - Hybrid Stabilization	100.00	100.00	0.00	0.00	0.00	0.00	100.00	0
TOTALS:	Function: 72210 - Regular Instruction Program Support	21,530.00	21,530.00	6,018.31	6,018.31	0.00	0.00	15,511.69	28
Function : 72410 - Office of the Principal									
10400	Principal(s)	5,400.00	5,400.00	1,003.50	1,003.50	0.00	0.00	4,396.50	19
20100	Social Security	336.00	336.00	62.21	62.21	0.00	0.00	273.79	19
20400	State Retirement	572.00	572.00	79.19	79.19	0.00	0.00	492.81	14
21200	Employer Medicare	80.00	80.00	14.55	14.55	0.00	0.00	65.45	18
21700	Retirement - Hybrid Stabilization	60.00	60.00	11.13	11.13	0.00	0.00	48.87	19
TOTALS:	Function: 72410 - Office of the Principal	6,448.00	6,448.00	1,170.58	1,170.58	0.00	0.00	5,277.42	18
Function : 72610 - Operation of Plant									
32800	Janitorial Services	2,500.00	2,500.00	0.00	0.00	0.00	0.00	2,500.00	0
TOTALS:	Function: 72610 - Operation of Plant	2,500.00	2,500.00	0.00	0.00	0.00	0.00	2,500.00	0
Function : 73100 - Food Service									
16500	Catereria Personnel	11,730.00	11,730.00	6,553.72	6,553.72	0.00	0.00	5,176.28	56
20100	Social Security	730.00	730.00	406.34	406.34	0.00	0.00	323.66	56
20400	State Retirement	1,240.00	1,240.00	598.50	598.50	0.00	0.00	641.50	48
21200	Employer Medicare	170.00	170.00	95.03	95.03	0.00	0.00	74.97	56
21700	Retirement - Hybrid Stabilization	131.00	131.00	38.90	38.90	0.00	0.00	92.10	30
42200	Food Supplies	16,000.00	16,000.00	5,611.06	5,611.06	0.00	0.00	10,388.94	35
TOTALS:	Function: 73100 - Food Service	30,001.00	30,001.00	13,303.55	13,303.55	0.00	0.00	16,697.45	44
TOTALS:	Project: 8711 - Learning Camps FY22	1,029,464.19	1,029,464.19	363,236.50	363,236.50	0.00	0.00	666,227.69	35

COLLIERVILLE SCHOOLS

EXPENSES BY FUNCTION

BATCH QUEUE ID 545016

FOR JUNE, 2024

Page: 26 of 30
07/11/2024
8:23:06 AM

Report Code: BAT_GL_TEMPLATE

PROJECT : 8800 - RESPONSE TO DISPROPORTIONALITY-IDEA PART B

OBJECT	DESCRIPTION	BUDGET AMOUNT	ADJUSTED BUDGET	CURRENT ACTIVITY	YTD ACTIVITY	ENCUMBRANCE	REQUISITION	UNENCUMBERED BALANCE	PERCENT ENCMBRD
Function : 71100 - Regular Instruction Program									
18920	Other Salaries - CCEIS	18,000.00	0.00	0.00	0.00	0.00	0.00	0.00	0
20120	Social Security - CCEIS	1,700.00	0.00	0.00	0.00	0.00	0.00	0.00	0
20420	Retirement - CCEIS	2,000.00	0.00	0.00	0.00	0.00	0.00	0.00	0
21220	Medicare - CCEIS	1,719.05	0.00	0.00	0.00	0.00	0.00	0.00	0
49920	Other Supplies & Materials - CCEIS	0.00	4,224.64	0.00	3,075.00	0.00	0.00	1,149.64	73
TOTALS:	Function: 71100 - Regular Instruction Program	23,419.05	4,224.64	0.00	3,075.00	0.00	0.00	1,149.64	73
Function : 72210 - Regular Instruction Program Support									
49920	Other Supplies & Materials - CCEIS	8,200.00	8,200.00	0.00	7,182.00	0.00	0.00	1,018.00	88
52420	In-Service/Staff Development - CCEIS	10,000.00	775.36	0.00	775.36	0.00	0.00	0.00	100
TOTALS:	Function: 72210 - Regular Instruction Program Support	18,200.00	8,975.36	0.00	7,957.36	0.00	0.00	1,018.00	89
TOTALS:	Project: 8800 - RESPONSE TO DISPROPORTIONALITY-IDEA PART B	41,619.05	13,200.00	0.00	11,032.36	0.00	0.00	2,167.64	84

COLLIERVILLE SCHOOLS

EXPENSES BY FUNCTION

BATCH QUEUE ID 545016

FOR JUNE, 2024

PROJECT : 9371 - INNOVATIVE SCHOOL MODELS

Report Code: BAT_GL_TEMPLATE

OBJECT	DESCRIPTION	BUDGET AMOUNT	ADJUSTED BUDGET	CURRENT ACTIVITY	YTD ACTIVITY	ENCUMBRANCE	REQUISITION	UNENCUMBERED BALANCE	PERCENT ENCMBRD
Function : 71300 - Vocational Education Program									
11600	Teachers	0.00	67,464.00	10,379.06	67,464.00	0.00	0.00	0.00	100
12300	Guidance Personnel	0.00	64,622.00	7,489.42	64,622.00	0.00	0.00	0.00	100
20100	Social Security	0.00	8,190.00	1,107.88	7,534.29	0.00	0.00	655.71	92
20400	State Retirement	0.00	9,731.00	1,302.23	9,731.67	0.00	0.00	-0.67	100
20600	Life Insurance	0.00	950.00	0.00	397.60	0.00	0.00	552.40	42
20700	Medical Insurance	0.00	24,100.00	0.00	24,034.80	0.00	0.00	65.20	100
21200	Employer Medicare	0.00	1,915.00	259.09	1,761.94	0.00	0.00	153.06	92
21700	Retirement - Hybrid Stabilization	0.00	679.00	52.42	599.83	0.00	0.00	79.17	88
42900	Instructional Supplies & Materials	187,773.50	99,563.50	0.00	1,562.50	0.00	0.00	98,001.00	2
42903	Instructional Supplies & Materials - Consumables	4,000.00	4,000.00	0.00	0.00	0.00	0.00	4,000.00	0
49900	Other Supplies & Materials	25,000.00	25,000.00	12,425.00	13,324.00	0.00	0.00	11,676.00	53
59900	Other Charges	529,239.50	626,208.69	0.00	0.00	0.00	0.00	626,208.69	0
73000	Vocational Equipment	688,798.19	633,292.00	0.00	609,684.39	0.00	0.00	23,607.61	96
TOTALS:	Function: 71300 - Vocational Education Program	1,434,811.19	1,565,715.19	33,015.10	800,717.02	0.00	0.00	764,998.17	51
Function : 72210 - Regular Instruction Program Support									
79000	Other Equipment	19,080.04	19,079.04	0.00	16,380.00	0.00	0.00	2,699.04	86
TOTALS:	Function: 72210 - Regular Instruction Program Support	19,080.04	19,079.04	0.00	16,380.00	0.00	0.00	2,699.04	86
Function : 72230 - Vocational Education Program Support									
52400	In-Service/Staff Development	41,650.00	1,745.00	0.00	1,740.61	0.00	0.00	4.39	100
TOTALS:	Function: 72230 - Vocational Education Program Support	41,650.00	1,745.00	0.00	1,740.61	0.00	0.00	4.39	100
Function : 72250 - Technology									
39900	Other Contracted Services	80,000.00	80,000.00	0.00	79,500.00	0.00	0.00	500.00	99
TOTALS:	Function: 72250 - Technology	80,000.00	80,000.00	0.00	79,500.00	0.00	0.00	500.00	99

COLLIERVILLE SCHOOLS

EXPENSES BY FUNCTION

07/11/2024

Report Code: BAT_GL_TEMPLATE

BATCH QUEUE ID 545016

8:23:06 AM

FOR JUNE, 2024

PROJECT : 9371 - INNOVATIVE SCHOOL MODELS

OBJECT	DESCRIPTION	BUDGET AMOUNT	ADJUSTED BUDGET	CURRENT ACTIVITY	YTD ACTIVITY	ENCUMBRANCE	REQUISITION	UNENCUMBERED BALANCE	PERCENT ENCMBRD
Function : 72710 - Transportation									
39900	Other Contracted Services	10,000.00	1.00	0.00	0.00	0.00	0.00	1.00	0
TOTALS:	Function: 72710 - Transportation	10,000.00	1.00	0.00	0.00	0.00	0.00	1.00	0
Function : 76100 - Regular Capital Outlay									
70700	Building Improvements	81,000.00	1.00	0.00	0.00	0.00	0.00	1.00	0
TOTALS:	Function: 76100 - Regular Capital Outlay	81,000.00	1.00	0.00	0.00	0.00	0.00	1.00	0
TOTALS:	Project: 9371 - Innovative School Models	1,666,541.23	1,666,541.23	33,015.10	898,337.63	0.00	0.00	768,203.60	54

COLLIERVILLE SCHOOLS

EXPENSES BY FUNCTION

BATCH QUEUE ID 545016

Report Code: BAT_GL_TEMPLATE

	BUDGET AMOUNT	ADJUSTED BUDGET	CURRENT ACTIVITY	YTD ACTIVITY	ENCUMBRANCE	REQUISITION	UNENCUMBERED BALANCE	PERCENT ENCMBRD
GRAND TOTAL:	4,656,928.77	4,662,450.90	484,861.56	2,559,178.69	0.00	0.00	2,103,272.21	55

C.I.P.

COLLIERVILLE SCHOOLS

REVENUE BY FUNC

BATCH QUEUE ID 545029

FOR JUNE, 2024

PROJECT : 0000 - PROJECT NOT REQUIRED

Report Code: BAT_GL_TEMPLATE

FUNCTION	DESCRIPTION	BUDGET AMOUNT	ADJUSTED BUDGET	CURRENT ACTIVITY	YTD ACTIVITY	ENCUMBRANCE	REQUISITION	UNENCUMBERED BALANCE	PERCENT ENCUMBRD
49900	Revenue YE Close	0.00	2,795,497.00	0.00	0.00	0.00	0.00	2,795,497.00	0
TOTALS:	Project: 0000 - Project Not Required	0.00	2,795,497.00	0.00	0.00	0.00	0.00	2,795,497.00	0

COLLIERVILLE SCHOOLS

REVENUE BY FUNC

BATCH QUEUE ID 545029

FOR JUNE, 2024

PROJECT : 6117 - CROSSWIND RENOVATION

Report Code: BAT_GL_TEMPLATE

FUNCTION	DESCRIPTION	BUDGET AMOUNT	ADJUSTED BUDGET	CURRENT ACTIVITY	YTD ACTIVITY	ENCUMBRANCE	REQUISITION	UNENCUMBERED BALANCE	PERCENT ENCMBRD
49100	Bond Proceeds	0.00	369,087.00	0.00	0.00	0.00	0.00	369,087.00	0
49800	Transfers In	0.00	785,898.00	0.00	0.00	0.00	0.00	785,898.00	0
TOTALS:	Project: 6117 - Crosswind Renovation	0.00	1,154,985.00	0.00	0.00	0.00	0.00	1,154,985.00	0

COLLIERVILLE SCHOOLS

REVENUE BY FUNC

BATCH QUEUE ID 545029

FOR JUNE, 2024

PROJECT : 6215 - CO (U OF M) RENOVATION

Report Code: BAT_GL_TEMPLATE

FUNCTION	DESCRIPTION	BUDGET AMOUNT	ADJUSTED BUDGET	CURRENT ACTIVITY	YTD ACTIVITY	ENCUMBRANCE	REQUISITION	UNENCUMBERED BALANCE	PERCENT ENCUMBRD
49100	Bond Proceeds	0.00	2,664,970.00	0.00	0.00	0.00	0.00	2,664,970.00	0
TOTALS:	Project 6215 - CO (U of M) Renovation	0.00	2,664,970.00	0.00	0.00	0.00	0.00	2,664,970.00	0

COLLIERVILLE SCHOOLS

Report Code: BAT_GL_TEMPLATE

REVENUE BY FUNC
 BATCH QUEUE ID 545029
 FOR JUNE, 2024
 PROJECT : 6306 - CHS ADDITION

Page: 4 of 10
 07/11/2024
 8:52:47 AM

FUNCTION	DESCRIPTION	BUDGET AMOUNT	ADJUSTED BUDGET	CURRENT ACTIVITY	YTD ACTIVITY	ENCUMBRANCE	REQUISITION	UNENCUMBERED BALANCE	PERCENT ENCMBRD
49100	Bond Proceeds	0.00	109,147.00	0.00	0.00	0.00	0.00	109,147.00	0
TOTALS:	Project: 6306 - CHS Addition	0.00	109,147.00	0.00	0.00	0.00	0.00	109,147.00	0

COLLIERVILLE SCHOOLS

REVENUE BY FUNC

BATCH QUEUE ID 545029

FOR JUNE, 2024

PROJECT : 6355 - WCMS BLEACHERS

Report Code: BAT_GL_TEMPLATE

FUNCTION	DESCRIPTION	BUDGET AMOUNT	ADJUSTED BUDGET	CURRENT ACTIVITY	YTD ACTIVITY	ENCUMBRANCE	REQUISITION	UNENCUMBERED BALANCE	PERCENT ENCUMBRD
49100	Bond Proceeds	0.00	213,000.00	0.00	0.00	0.00	0.00	213,000.00	0
TOTALS:	Project: 6355 - WCMS Bleachers	0.00	213,000.00	0.00	0.00	0.00	0.00	213,000.00	0

COLLIERVILLE SCHOOLS

REVENUE BY FUNC

BATCH QUEUE ID 545029

FOR JUNE, 2024

PROJECT : 6407 - HVAC AT BSE, CES

Report Code: BAT_GL_TEMPLATE

FUNCTION	DESCRIPTION	BUDGET AMOUNT	ADJUSTED BUDGET	CURRENT ACTIVITY	YTD ACTIVITY	ENCUMBRANCE	REQUISITION	UNENCUMBERED BALANCE	PERCENT ENCUMBRD
49100	Bond Proceeds	0.00	1,065,909.00	0.00	0.00	0.00	0.00	1,065,909.00	0
TOTALS:	Project 6407 - HVAC at BSE, CES	0.00	1,065,909.00	0.00	0.00	0.00	0.00	1,065,909.00	0

COLLIERVILLE SCHOOLS

REVENUE BY FUNC

BATCH QUEUE ID 545029

FOR JUNE, 2024

PROJECT : 6434 - CROSSWIND FIRE ALARM SYSTEM REPLACEMENT

Page: 7 of 10

07/11/2024

8:52:47 AM

Report Code: BAT_GL_TEMPLATE

FUNCTION	DESCRIPTION	BUDGET AMOUNT	ADJUSTED BUDGET	CURRENT ACTIVITY	YTD ACTIVITY	ENCUMBRANCE	REQUISITION	UNENCUMBERED BALANCE	PERCENT ENCMBRD
49100	Bond Proceeds	0.00	154,175.00	0.00	0.00	0.00	0.00	154,175.00	0
TOTALS:	Project: 6434 - Crosswind Fire Alarm System Replacement	0.00	154,175.00	0.00	0.00	0.00	0.00	154,175.00	0

COLLIERVILLE SCHOOLS

Report Code: BAT_GL_TEMPLATE

REVENUE BY FUNC
 BATCH QUEUE ID 545029

Page: 8 of 10
 07/11/2024
 8:52:47 AM

FOR JUNE, 2024
 PROJECT : 6525 - UNALLOCATED CIP FROM SHELBY CO

FUNCTION	DESCRIPTION	BUDGET AMOUNT	ADJUSTED BUDGET	CURRENT ACTIVITY	YTD ACTIVITY	ENCUMBRANCE	REQUISITION	UNENCUMBERED BALANCE	PERCENT ENCUMBRD
49100	Bond Proceeds	1,765,208.00	0.00	553,611.57	3,751,533.25	0.00	0.00	-3,751,533.25	0
TOTALS:	Project: 6525 - Unallocated CIP from Shelby Co	1,765,208.00	0.00	553,611.57	3,751,533.25	0.00	0.00	-3,751,533.25	0

COLLIERVILLE SCHOOLS

REVENUE BY FUNC

BATCH QUEUE ID 545029

Page: 9 of 10

07/11/2024

8:52:47 AM

Report Code: BAT_GL_TEMPLATE

	BUDGET AMOUNT	ADJUSTED BUDGET	CURRENT ACTIVITY	YTD ACTIVITY	ENCUMBRANCE	REQUISITION	UNENCUMBERED BALANCE	PERCENT ENCMBRD
GRAND TOTAL:	1,765,208.00	8,157,683.00	553,611.57	3,751,533.25	0.00	0.00	4,406,149.75	46

COLLIERVILLE SCHOOLS

EXPENSES BY FUNCTION

BATCH QUEUE ID 545030

FOR JUNE, 2024

PROJECT : 6117 - CROSSWIND RENOVATION

Report Code: BAT_GL_TEMPLATE

OBJECT	DESCRIPTION	BUDGET AMOUNT	ADJUSTED BUDGET	CURRENT ACTIVITY	YTD ACTIVITY	ENCUMBRANCE	REQUISITION	UNENCUMBERED BALANCE	PERCENT ENCUMBRD
Function : 91300 - Education Capital Projects									
30400	Architects	0.00	181,860.00	11,366.25	147,761.25	0.00	0.00	34,098.75	81
32100	Engineering Services	0.00	50,043.00	0.00	23,706.50	0.00	0.00	26,336.50	47
59900	Other Charges	0.00	26,650.00	26,649.46	26,649.46	0.00	0.00	0.54	100
70600	Building Construction	0.00	1,174,500.00	1,120,029.28	1,120,029.28	0.00	0.00	54,470.72	95
79900	Other Capital Outlay	0.00	9,632.00	1,749.32	10,467.25	0.00	0.00	-835.25	109
TOTALS:	Function: 91300 - Education Capital Projects	0.00	1,442,685.00	1,159,794.31	1,328,613.74	0.00	0.00	114,071.26	92
TOTALS:	Project: 6117 - Crosswind Renovation	0.00	1,442,685.00	1,159,794.31	1,328,613.74	0.00	0.00	114,071.26	92

COLLIERVILLE SCHOOLS

EXPENSES BY FUNCTION

BATCH QUEUE ID 545030

FOR JUNE, 2024

PROJECT : 6207 - WCMS RENOVATION

Report Code: BAT_GL_TEMPLATE

OBJECT	DESCRIPTION	BUDGET AMOUNT	ADJUSTED BUDGET	CURRENT ACTIVITY	YTD ACTIVITY	ENCUMBRANCE	REQUISITION	UNENCUMBERED BALANCE	PERCENT ENCMBRD
Function : 91300 - Education Capital Projects									
30400	Architects	0.00	40,000.00	0.00	0.00	0.00	0.00	40,000.00	0
70600	Building Construction	0.00	958,000.00	999,923.68	999,923.68	0.00	0.00	-41,923.68	104
TOTALS:	Function: 91300 - Education Capital Projects	0.00	998,000.00	999,923.68	999,923.68	0.00	0.00	-1,923.68	100
TOTALS:	Project: 6207 - WCMS Renovation	0.00	998,000.00	999,923.68	999,923.68	0.00	0.00	-1,923.68	100

COLLIERVILLE SCHOOLS

EXPENSES BY FUNCTION

Report Code: BAT_GL_TEMPLATE

BATCH QUEUE ID 545030

FOR JUNE, 2024

PROJECT : 6215 - CO (U OF M) RENOVATION

OBJECT	DESCRIPTION	BUDGET AMOUNT	ADJUSTED BUDGET	CURRENT ACTIVITY	YTD ACTIVITY	ENCUMBRANCE	REQUISITION	UNENCUMBERED BALANCE	PERCENT ENCMBRD
Function : 91300 - Education Capital Projects									
30400	Architects	0.00	39,485.00	6,421.15	38,218.50	0.00	0.00	1,266.50	97
59900	Other Charges	0.00	16,316.00	0.00	16,315.21	0.00	0.00	0.79	100
70600	Building Construction	0.00	2,303,268.00	0.00	2,189,853.95	0.00	0.00	113,414.05	95
71100	Furniture & Fixtures	0.00	933,455.00	0.00	534,651.94	0.00	0.00	398,803.06	57
79900	Other Capital Outlay	0.00	10,804.00	0.00	10,801.43	0.00	0.00	2.57	100
TOTALS:	Function: 91300 - Education Capital Projects	0.00	3,303,328.00	6,421.15	2,789,841.03	0.00	0.00	513,486.97	84
TOTALS:	Project: 6215 - CO (U of M) Renovation	0.00	3,303,328.00	6,421.15	2,789,841.03	0.00	0.00	513,486.97	84

COLLIERVILLE SCHOOLS

EXPENSES BY FUNCTION

Report Code: BAT_GL_TEMPLATE

BATCH QUEUE ID 545030

FOR JUNE, 2024

PROJECT : 6306 - CHS ADDITION

OBJECT	DESCRIPTION	BUDGET AMOUNT	ADJUSTED BUDGET	CURRENT ACTIVITY	YTD ACTIVITY	ENCUMBRANCE	REQUISITION	UNENCUMBERED BALANCE	PERCENT ENCUMBRD
Function : 91300 - Education Capital Projects									
71100	Furniture & Fixtures	0.00	447,118.00	-57,800.00	0.00	0.00	0.00	447,118.00	0
TOTALS:	Function: 91300 - Education Capital Projects	0.00	447,118.00	-57,800.00	0.00	0.00	0.00	447,118.00	0
TOTALS:	Project: 6306 - CHS Addition	0.00	447,118.00	-57,800.00	0.00	0.00	0.00	447,118.00	0

COLLIERVILLE SCHOOLS

EXPENSES BY FUNCTION

Report Code: BAT_GL_TEMPLATE

BATCH QUEUE ID 545030

Page: 5 of 10
07/11/2024
8:53:08 AM

FOR JUNE, 2024

PROJECT : 6355 - WCMS BLEACHERS

OBJECT	DESCRIPTION	BUDGET AMOUNT	ADJUSTED BUDGET	CURRENT ACTIVITY	YTD ACTIVITY	ENCUMBRANCE	REQUISITION	UNENCUMBERED BALANCE	PERCENT ENCMBRD
Function : 91300 - Education Capital Projects									
79900	Other Capital Outlay	0.00	213,000.00	0.00	212,894.40	0.00	0.00	105.60	100
TOTALS:	Function: 91300 - Education Capital Projects	0.00	213,000.00	0.00	212,894.40	0.00	0.00	105.60	100
TOTALS:	Project: 6355 - WCMS Bleachers	0.00	213,000.00	0.00	212,894.40	0.00	0.00	105.60	100

COLLIERVILLE SCHOOLS

EXPENSES BY FUNCTION

Report Code: BAT_GL_TEMPLATE

BATCH QUEUE ID 545030

FOR JUNE, 2024

PROJECT : 6407 - HVAC AT BSE, CES

OBJECT	DESCRIPTION	BUDGET AMOUNT	ADJUSTED BUDGET	CURRENT ACTIVITY	YTD ACTIVITY	ENCUMBRANCE	REQUISITION	UNENCUMBERED BALANCE	PERCENT ENCUMBRD
Function : 91300 - Education Capital Projects									
70700	Building Improvements	0.00	1,599,377.00	1,047,386.00	1,047,386.00	0.00	0.00	551,991.00	65
TOTALS:	Function: 91300 - Education Capital Projects	0.00	1,599,377.00	1,047,386.00	1,047,386.00	0.00	0.00	551,991.00	65
TOTALS:	Project: 6407 - HVAC at BSE, CES	0.00	1,599,377.00	1,047,386.00	1,047,386.00	0.00	0.00	551,991.00	65

COLLIERVILLE SCHOOLS

EXPENSES BY FUNCTION

Report Code: BAT_GL_TEMPLATE

BATCH QUEUE ID 545030

FOR JUNE, 2024

PROJECT : 6434 - CROSSWIND FIRE ALARM SYSTEM REPLACEMENT

Page: 7 of 10

07/11/2024

8:53:08 AM

OBJECT	DESCRIPTION	BUDGET AMOUNT	ADJUSTED BUDGET	CURRENT ACTIVITY	YTD ACTIVITY	ENCUMBRANCE	REQUISITION	UNENCUMBERED BALANCE	PERCENT ENCMBRD
Function : 91300 - Education Capital Projects									
32100	Engineering Services	0.00	24,750.00	0.00	15,000.00	0.00	0.00	9,750.00	61
70700	Building Improvements	0.00	129,425.00	82,917.00	82,917.00	0.00	0.00	46,508.00	64
TOTALS:	Function: 91300 - Education Capital Projects	0.00	154,175.00	82,917.00	97,917.00	0.00	0.00	56,258.00	64
TOTALS:	Project: 6434 - Crosswind Fire Alarm System Replacement	0.00	154,175.00	82,917.00	97,917.00	0.00	0.00	56,258.00	64

COLLIERVILLE SCHOOLS

EXPENSES BY FUNCTION

Report Code: BAT_GL_TEMPLATE

BATCH QUEUE ID 545030

Page: 9 of 10

07/11/2024

8:53:08 AM

BUDGET AMOUNT	ADJUSTED BUDGET	CURRENT ACTIVITY	YTD ACTIVITY	ENCUMBRANCE	REQUISITION	UNENCUMBERED BALANCE	PERCENT ENCMBRD
GRAND TOTAL: 1,765,208.00	8,157,683.00	3,238,642.14	6,476,575.85	0.00	0.00	1,681,107.15	79



COLLIERVILLE SCHOOLS

SCHOLARSHIP · INTEGRITY · SERVICE

CAPITAL IMPROVEMENT PLAN ANNUAL UPDATE



TABLE OF CONTENTS

1 COLLIERVILLE CIP OVERVIEW

2 CAPITAL EXPENDITURES

3-4 COMPLETED PROJECTS

5 FACILITIES ASSESSMENT

6 HISTORICAL EXPENDITURES

7 HISTORICAL EXPENDITURES BY SCHOOL

8-9 5 YEAR BUDGET

10 COLLIERVILLE SCHOOL BOARD & ADMINISTRATION



CIP OVERVIEW

Collierville Schools maintains a portfolio of facilities totaling more than 1.6 million square feet on 328 acres. The Collierville Schools' Operations Division ensures that each of the district's nine school buildings, campuses, and administrative complex operates at optimal levels to reduce costs while supporting the physical accommodations of students and staff. Since 2015, the school district has invested \$136 million in capital improvements.

The Capital Improvement Plan (CIP) is updated annually to reflect changes in needs, priorities and funding opportunities. The CIP outlines a multi-year schedule of capital improvements, estimated costs and funding sources. Moreover, the plan summarizes current facility conditions, current capital expenditures and future capital improvement projects.




2023-2024 CAPITAL EXPENDITURES



BUILDING
\$3,368,904



SITE
\$877,592




MECHANICAL
\$1,658,546



FFE
\$843,348

TOTAL SPENDING

\$6,748,390



2023-2024 COMPLETED PROJECTS

SCHOOL	PROJECT	FUNDING SOURCE	ACTUAL COST
BAILEY STATION ES	Gym LED Lighting Upgrade	Shelby County - Local Revenue	\$19,777.00
	Intercom System Upgrade	Shelby County - Local Revenue	\$31,599.00
	Adaptive Playground Equipment Installation	Shelby County - Local Revenue	\$70,023.00
	HVAC Equipment Replacement	Shelby County - CIP	\$924,661.00
COLLIERVILLE ES	Parking Lot Replacement	Shelby County - Local Revenue	\$95,064.00
	Adaptive Playground Equipment Installation	Shelby County - Local Revenue	\$70,856.00
	HVAC Equipment Replacement	Shelby County - CIP	\$674,716.00
CROSSWIND ES	Student Desk/Chair Replacement (3-5)	Shelby County - Local Revenue	\$156,960.00
	Adaptive Playground Equipment Installation	Shelby County - Local Revenue	\$70,023.00
	Wireless Access Point Upgrade	Shelby County - Local Revenue	\$56,000.00
	Kitchen Dishwasher Replacement	School Nutrition	\$62,968.00
SCHILLING FARMS ES	Interior/Exterior Painting	Shelby County - Local Revenue	\$88,870.00
	Adaptive Playground Equipment Installation	Shelby County - Local Revenue	\$71,018.00
SYCAMORE ES	Cafeteria Table Replacement	Shelby County - Local Revenue	\$71,400.00
	Adaptive Playground Equipment Installation	Shelby County - Local Revenue	\$71,339.00

* Projects completed July 1, 2023 thru June 30, 2024



**COLLIERVILLE
SCHOOLS**

SCHOLARSHIP · INTEGRITY · SERVICE

2023-2024 COMPLETED PROJECTS

SCHOOL	PROJECT	FUNDING SOURCE	ACTUAL COST
TARA OAKS ES	Kitchen Walk-In Cooler/Freezer Replacement	Shelby County - Local Revenue	\$58,447.00
	Stand-By Generator Replacement	Shelby County - Local Revenue	\$59,169.00
	Security Upgrades - Annex Building Fencing	Shelby County - Local Revenue	\$75,000.00
	Wireless Access Point Upgrade	Shelby County - Local Revenue	\$65,000.00
	Adaptive Playground Equipment Installation	Shelby County - Local Revenue	\$74,303.00
WEST COLLIERVILLE MS	Gym Bleacher Replacement	Shelby County - Local Revenue	\$212,894.00
	Chalk Board Replacement w/ Dry Erase Board	Shelby County - Local Revenue	\$70,625.00
	Auditorium AV Upgrades	Shelby County - Local Revenue	\$36,593.00
COLLIERVILLE MS	Gym Floor Sand and Paint	Shelby County - Local Revenue	\$45,146.00
COLLIERVILLE HS	Softball Field Drainage Improvements	Shelby County - Local Revenue	\$23,517.00
	Wireless Access Point Upgrade	Shelby County - Local Revenue	\$183,000.00
	Turf Room LED Lighting Replacement	Shelby County - Local Revenue	\$30,979.00
CENTRAL OFFICE	New Building Renovations	Shelby County - CIP	\$3,021,994.00
COLLIERVILLE BUS LOT	Parking Lot Replacement	Shelby County - Local Revenue	\$256,449.00

* Projects completed July 1, 2023 thru June 30, 2024

TOTAL \$6,748,390.00

REVENUE SOURCE	AMOUNT
Shelby County - Local Revenue	\$2,064,051.00
Shelby County - Capital Fund	\$4,621,371.00
School Nutrition	\$62,968.00

TOTAL \$6,748,390.00

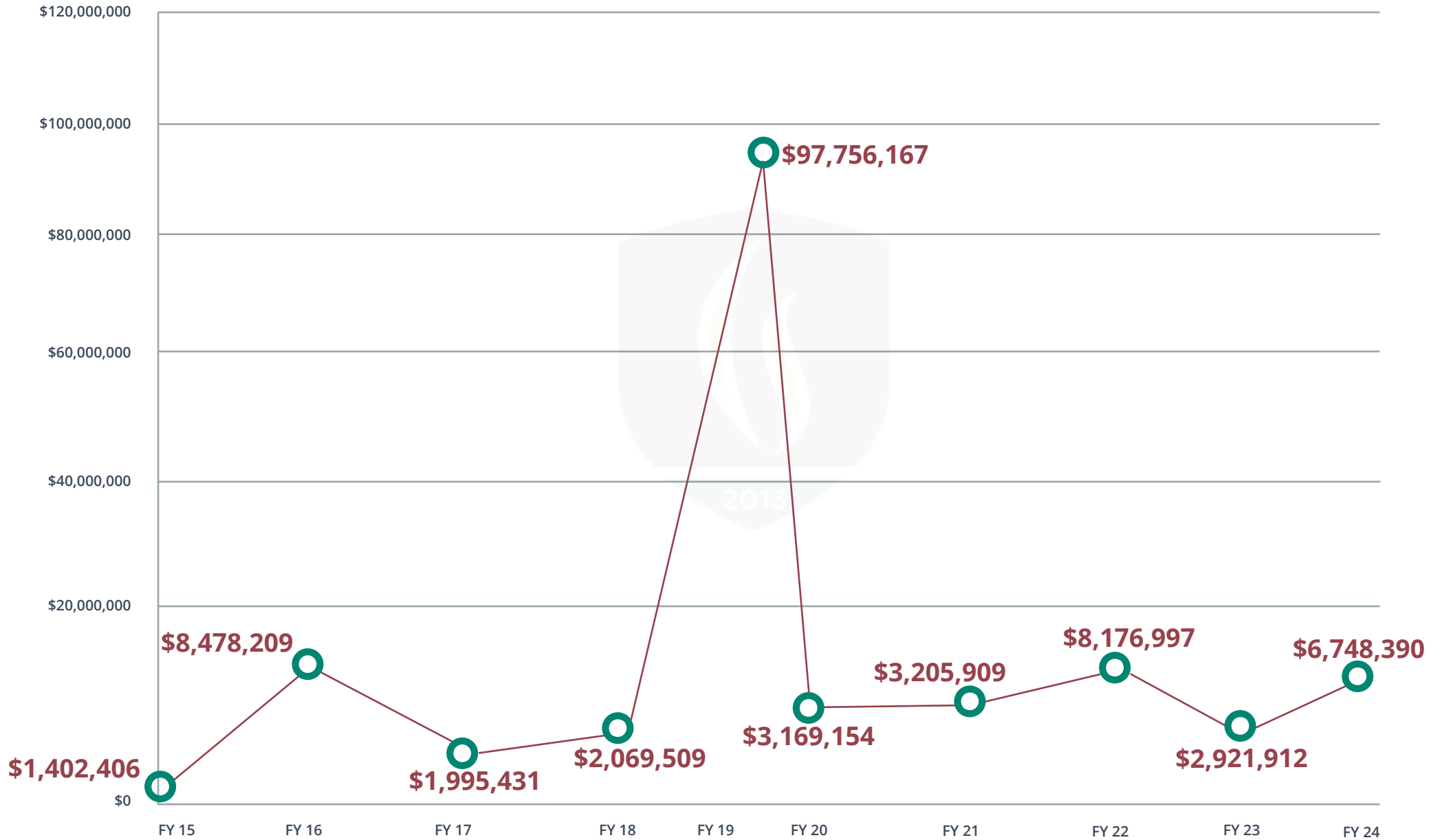
FACILITIES ASSESSMENT



The Operations division performs an annual audit of each building to determine the deferred maintenance costs (current and projected costs of maintenance). The audit evaluates the structural and mechanical components of existing facilities as well as current site conditions. Capital spending accounts for expenses towards reducing deferred maintenance costs. The Facility Condition Index (FCI) measures the relative condition of the districts building portfolio. An overall rating of 50% or higher indicates the need to replace or update a facility. The table below illustrates the capital spending, deferred maintenance, replacement value and FCI for FY24.

SCHOOL	YEAR BUILT	RENOVATIONS	CAPITAL EXPENDITURES	DEFERRED MAINTENANCE	REPLACEMENT VALUE	FCI
Collierville HS	2018	None	\$237,496	\$837,000	\$122,446,000	0.68%
Collierville MS	2011	None	\$45,146	\$700,000	\$20,987,400	3.34%
West Collierville MS	1975	1995	\$320,112	\$4,240,000	\$61,888,050	6.85%
Bailey Station ES	2005	None	\$1,046,060	\$2,271,559	\$21,178,500	10.73%
Collierville ES	1968	2005	\$840,636	\$3,423,000	\$19,850,250	17.24%
Crosswind ES	1993	None	\$345,951	\$4,091,000	\$16,923,900	24.17%
Schilling Farms ES	1999	None	\$159,888	\$1,383,000	\$18,743,550	7.38%
Sycamore ES	2000	None	\$142,739	\$1,523,000	\$21,742,350	7.00%
Tara Oaks ES	1995	2000	\$331,919	\$1,033,000	\$21,625,800	4.78%
Central Office	2014	2024	\$3,021,994	\$0	\$10,800,000	0.00%
Bus Parking Lot	NA	NA	\$256,449	\$0	\$0	0.00%

HISTORICAL EXPENDITURES



HISTORICAL EXPENDITURES BY SCHOOL



SCHOOL	FY15	FY16	FY17	FY18	FY19	FY20	FY21	FY22	FY23	FY24	TOTAL	%
Collierville HS		\$2,796,277			\$95,415,942	\$506,541	\$149,702	\$105,543	\$23,573	\$237,496	\$99,235,074	73.01%
Collierville MS			\$117,361						\$152,981	\$45,146	\$315,488	0.23%
West Collierville MS	\$1,160,126	\$5,623,881	\$426,423	\$369,934	\$286,985	\$1,093,818	\$249,055	\$1,837,436	\$96,319	\$320,112	\$11,464,090	8.43%
Bailey Station ES		\$16,470	\$121,558				\$91,657	\$48,816	\$158,916	\$1,046,060	\$1,483,477	1.09%
Collierville ES			\$222,289	\$46,159	\$1,484,331	\$1,551,700	\$39,270	\$4,530,000	\$447,715	\$840,636	\$9,162,100	6.74%
Crosswind ES	\$27,000		\$121,577	\$57,145	\$385,867		\$144,432	\$125,440	\$211,802	\$345,951	\$1,419,214	1.04%
Schilling Farms ES	\$48,000		\$687,411	\$1,481,928			\$96,264	\$345,998	\$540,764	\$159,888	\$3,360,253	2.47%
Sycamore ES		\$41,581	\$128,313	\$48,183	\$150,766		\$1,088,651	\$120,068	\$1,046,245	\$142,739	\$2,766,546	2.04%
Tara Oaks ES	\$12,703		\$170,499	\$50,000	\$32,276		\$1,233,413	\$1,063,689	\$89,846	\$331,919	\$2,984,345	2.20%
Central Office	\$154,577			\$16,160		\$17,095	\$113,465		\$153,752	\$3,021,994	\$3,477,043	2.56%
Bus Lot										\$256,449	\$256,449	0.19%
TOTAL	\$1,402,406	\$8,478,209	\$1,995,431	\$2,069,509	\$97,756,167	\$3,169,154	\$3,205,909	\$8,176,991	\$2,921,912	\$6,748,390	\$135,924,078	100.00%

5-YEAR BUDGET

		FY25 Estimate	FY26 Estimate	FY27 Estimate	FY28 Estimate	FY29 Estimate
		TBD	TBD	TBD	TBD	TBD
Revenues						
PROJECT		ESTIMATED EXPENDITURES				
COLLIERVILLE HS	CHS Wireless Access Point Upgrade - Phase 2 Interior and Exterior Painting Football Stadium Turf Replacement New Parking Lot Addition Track Resurfacing Scoreboards Replacement	\$100,000	\$300,000	\$300,000	\$500,000 \$750,000 \$250,000	\$500,000
COLLIERVILLE MS	Parking Lot Resurfacing Network Switch and Wireless Access Point Upgrade Roof Replacment Energy Management/Access Control Upgrades HVAC Replacement	\$250,000 \$200,000			\$1,000,000	\$125,000 \$1,250,000
WEST COLLIERVILLE MS	Interior Renovations Phase 2 Kitchen Renovations Auditorium Seating Replacment LED Lighting Upgrades Ceiling Tile Replacement Stadium Lighting Upgrades Network Switch and Wireless Access Point Upgrade Student Desk/Chair Replacement Interior/Exterior Painting Restroom Renovations	\$1,000,000 \$500,000	\$250,000	\$500,000 \$250,000 \$500,000 \$200,000 \$200,000	\$500,000 \$250,000	\$250,000 \$500,000
BAILEY STATION ES	Cafeteria Table Replacement Roof Repair/Replacement Network Switch and Wireless Access Point Upgrade Interior/Exterior Painting Energy Management/Access Control Upgrades	\$75,000 \$200,000 \$120,000	\$1,000,000		\$125,000	
COLLIERVILLE ES	Roof Repair/Replacement Network Switch and Wireless Access Point Upgrade Kitchen Remodel Interior/Exterior Painting Energy Management/Access Control Upgrades LED Lighting Upgrades	\$1,000,000	\$200,000	\$500,000 \$120,000	\$125,000	\$500,000

5-YEAR BUDGET

		FY25 Estimate	FY26 Estimate	FY27 Estimate	FY28 Estimate	FY29 Estimate
		TBD	TBD	TBD	TBD	TBD
Revenues						
PROJECT		ESTIMATED EXPENDITURES				
CROSSWIND ES	Classroom Addition	\$6,000,000				
	Interior Renovations	\$1,500,000				
	Interior/Exterior Painting		\$120,000			
	Energy Management/Access Control Upgrades		\$125,000			
	VCT Flooring Replacement			\$250,000		
	Roof Repair/Replacement			\$1,000,000		
	Parking Lot Resurfacing					\$250,000
SCHILLING FARMS ES	VCT Flooring Replacement	\$150,000				
	LED Lighting Upgrades		\$500,000			
	Network Switch and Wireless Access Point Upgrade			\$200,000		
SYCAMORE ES	Network Switch and Wireless Access Point Upgrade		\$200,000			
	Kitchen Flooring/Refrigeration/Equipment Replacement			\$250,000		
	LED Lighting Upgrades			\$500,000		
	Interior/Exterior Painting				\$120,000	
	VCT Flooring Replacement				\$200,000	
	Student Desk/Chair Replacement					\$200,000
TARA OAKS ES	Student Desk/Chair Replacement	\$150,000	\$150,000			
	Restroom Renovations			\$500,000		
	VCT Flooring Replacement				\$200,000	
CENTRAL OFFICE	Roof Replacement					\$500,000
BUS LOT	Building Improvements		\$1,000,000			
	Lot Resurfacing					
HERMAN OSTEEN	Renovation		\$2,500,000			
TOTAL EXPENDITURES		\$11,245,000	\$6,345,000	\$5,395,000	\$4,095,000	\$4,075,000

COLLIERVILLE SCHOOLS BOARD & ADMINISTRATION

Collierville Schools Board of Education

Wright Cox
Chairman

Paul Childers

Wanda Chism

Wanda Gibbs

Dr. Charles Green

Collierville Schools Superintendent

Dr. Russell Dyer



COLLIERVILLE
SCHOOLS

SCHOLARSHIP · INTEGRITY · SERVICE

Collierville Schools Operations Division

Thomas Dougherty
Chief of Operations

Nedra Jones
Planning Supervisor

Robert Morris
Operations Supervisor

Collierville Schools offers educational and employment opportunities without regard to race, color, creed, national origin, religion, sex, age, or disability and adheres to the provisions of the Family Education Rights and Privacy Act (FERPA).

Collierville Schools Board of Education

Monitoring: Review: Annually, in September	Descriptor Term: Visitors to the Schools	Descriptor Code: 1.501	Issued Date: 07/16/24
		Rescinds: 1.501	Issued: 06/09/15

1 Except on occasions, such as schools programs, athletic events, open house and similar public events;
2 all visitors will report to the school office when entering the school and will sign a log book. Visitors
3 will also follow check-in procedures including, but not limited to, identification verification.
4 Authorization to visit elsewhere in the building or on the school campus will be determined by the
5 principal or designee. Guest passes shall be issued for all persons other than students and employees of
6 the school.¹

7
8 In order to maintain the conditions and atmosphere suitable for learning, no other person shall enter onto
9 the grounds or into the school buildings during the hours of student instruction except students assigned
10 to that school, the staff of the school, parents of students, and other persons with lawful and valid business
11 on the school premises.²

12 13 **VISITOR CONDUCT**

14
15 Persons who come onto school property shall be under the jurisdiction of the site administrator/designee.
16 Individuals who come onto school property or who contact employees on school or district business are
17 expected to behave accordingly. **The Director of Schools shall develop a visitor code of conduct to be**
18 **presented to the board attorney, and then, approved by the Board.³ This code shall prohibit the following:**
19 **Specifically, actions that are prohibited include, but are not limited to:**

- 20
- 21 1. Cursing and use of obscenities;
- 22 2. Disrupting or threatening to disrupt school or office operations;
- 23 3. Acting in an unsafe manner that could threaten the health or safety of others;
- 24 4. Verbal or written statements or gestures indicating intent to harm an individual or
- 25 property; and
- 26 5. Physical attacks intended to harm an individual or substantially damage property.

27 **The visitor code of conduct shall be posted on the district's website as well as the school's website,**
28 **and copies of the code shall be provided to all teachers, counselors, administrative staff, and other**
29 **school employees. In addition, each school entrance shall have the visitor code of conduct posted**
30 **prominently along with the phone number of someone in the school's administration who can answer**
31 **questions about the code.**

32
33 **Annually, parent(s)/guardian(s) shall be provided with a printed copy of the code of conduct, along with**
34 **the phone number of someone in the school's administration who can answer questions about the code.**
35 **Parent(s)/guardian(s) shall sign a statement acknowledging that they have read and understood the code**
36 **of conduct.**

1 **CONSEQUENCES FOR CODE OF CONDUCT VIOLATION**

2
3 The principal or his/her designee has the authority to exclude from the school premises any persons
4 disrupting the educational programs in the classroom or in the school, disturbing the teachers or students
5 on the premises, or on the premises for the purpose of committing an illegal act.²

6
7 The principal shall contact law enforcement officials when he/she believes the situation warrants such
8 measures.

9
10

11
12 _____
13 Legal Reference:

- 14 1. TCA 49-2-303(b)(4)
- 15 2. TCA 49-6-2008; TCA 39-14-406
- 16 3. **Public Acts of 2024, Chapter No. 810**

17

- Cross References:
- Section 504 & ADA Grievance Procedures 1.802
 - Vendor Relations 2.809
 - Security 3.205
 - Care of School Property 6.311

Collierville Schools Board of Education

Monitoring: Review: Annually, in June	Descriptor Term: <h2 style="text-align: center;">Purchasing</h2>	Descriptor Code: 2.805	Issued Date: 07/16/24
		Rescinds: 2.805	Issued: 06/28/22 03/29/22 08/11/15 03/11/14

1 **Purchasing Authority**

2 Collierville Schools will purchase competitively and seek maximum educational value for every dollar
3 expended. The Director of Schools shall serve as purchasing agent for District-wide purchasing,¹ and
4 Principals shall serve as purchasing agents for individual schools. The acquisition of services, equipment,
5 and supplies shall be centralized in the Purchasing Department with the approval of the Director of
6 Schools. All purchases of supplies, furniture, fixtures, and material of every kind that are subject to
7 competitive bid requirements shall be approved by the Director of Schools.

8 Routine purchases including supplies, furniture, fixtures, materials, equipment, and salaries required for
9 the operation of the school system shall be anticipated and provided for in the budget and shall be
10 authorized by the Board each fiscal year.² The Director of Schools or his/her designee through the
11 Purchasing Department shall make all routine purchases without further Board authorization. However,
12 no purchase shall exceed the function’s budgeted authorization without Board approval.

13 Purchases which are not routine, and which may or may not be specifically identified by line item in the
14 budget, shall require Board approval on an item-by-item basis. Such special purchases include, but are
15 not limited to, all capital expenditures such as vehicles, buildings, major equipment, long-term use
16 equipment, major contracts, and supplies of an unusual quantity or nature.

17 The Director of Schools and his/her designee shall be authorized to acquire federal surplus property
18 through the Tennessee General Services Department and to enter into agreements, certifications, and
19 covenants of compliance concerning the use of federal surplus property.

20 The Director of Schools is further empowered to waive normal purchasing requirements and to authorize
21 procurement in the event of an operational emergency as defined below. However, if the emergency
22 purchase is of such significant magnitude as to impact the integrity of the budget, then whenever possible
23 the Chairman shall call a special or emergency meeting of the Board to deal with the matter.² A report
24 of the circumstances of any emergency purchase shall be presented to the Board and entered into the
25 minutes of the next Board of Education meeting.

26 The Board recognizes that online purchasing may provide savings opportunities that serve the best
27 interest of the District, but caution should be used to ensure that procurement procedures are followed.
28 Online purchasing shall be permitted consistent with the purchasing procedures described herein.

1 Competitive Bid Requirements

2 All purchases of supplies, furniture, fixtures, materials, equipment, and services in excess of Fifty
3 Thousand Dollars (\$50,000), including those of individual schools, shall be made based on competitive
4 bids and must be approved by the Director of Schools.³

5 Bids shall be solicited by advertisement through a comprehensive list of vendors or through a newspaper
6 of general circulation in Shelby County and by publication on a news and information website in
7 accordance with state law. A comprehensive list of vendors may be used, provided that vendors on the
8 list are given notice to bid, and provided further, that the Purchasing Department shall annually solicit
9 for prospective vendors in a newspaper of general circulation in Shelby County and by publication on a
10 news and information website and update the comprehensive vendor list accordingly. If a
11 comprehensive vendor list is not used, then an advertisement shall be circulated by newspaper as
12 indicated above and by publication on a news and information website.⁴ The advertisement may be
13 waived by the purchasing agent in an emergency.⁵

14 All purchases of supplies, furniture, fixtures, materials, equipment, and services totaling Fifty Thousand
15 Dollars (\$50,000) or less) including those of individual schools, shall be made in the open market without
16 public advertisement. However, whenever possible, such purchases totaling between Two Thousand,
17 Five Hundred Dollars (\$2,500) and Fifty Thousand Dollars (\$50,000) shall be based on at least three (3)
18 competitive quotations or justification as to why three (3) quotations were not obtained. Notwithstanding
19 the foregoing, individual school purchases totaling between Five Hundred Dollars (\$500) and Twenty-
20 Five Thousand Dollars (\$25,000) shall be based on at least three (3) competitive quotations pursuant to
21 the Tennessee Internal School Uniform Accounting Policy Manual.⁵

22 The lowest and/or best bid shall be accepted, provided the purchaser reserves the right to reject any or
23 all bids or any part of any bid, and if applicable, to accept the bid which is best as evidenced by reasons
24 relative to the purpose of the purchase.⁶ Any bid may be withdrawn prior to the scheduled time for the
25 opening of bids. Any bid received after the time and date specified shall not be considered.

26 The bidder to whom the award is made may be required to enter into a written contract.

27
28 Separating or splitting an order to avoid the use of competitive bidding or other procurement
29 requirements is strictly prohibited. Employees found in violation of this provision may be subject to
30 discipline, up to and including dismissal.

31 Exceptions to Competitive Bidding

32 The following are exceptions to the competitive bidding requirement:

33 1. Professional Service Contracts. Professional services are defined as services provided by an
34 individual or group with specialized training or expertise. Professional services include, but are
35 not limited to, financial advisory services, educational consulting services, legal services,
36 construction management services that are provided for a fee and that involve preconstruction
37 and construction administration and management services, insurance services, auditing services,
38 engineering services, professional development services, and energy-related services that include

1 both engineering services and equipment, and have as their purpose the reduction of energy costs
2 in public schools. Professional service contracts shall not be based upon competitive bids but
3 shall be awarded on the basis of recognized competence and integrity.⁷

- 4 2. Liability Insurance purchased through a plan authorized and approved by any organization of
5 governmental entities representing cities and counties.
- 6 3. Purchases of goods or contracts for services from sole source and single source providers. Sole
7 source providers are defined as suppliers of goods and services exempt from competitive bidding
8 requirements due to the absence of another supplier capable of providing the product or
9 performing the service. Single source provider is defined as one of a number of suppliers of
10 goods and services which, for an acceptable reason, is uniquely qualified to meet the District's
11 procurement goals due to specific qualifications or attributes. Such qualifications or attributes
12 include, but are not limited to, availability of product, compatibility with existing District
13 products, standardization of the product with existing District products, and grant or contract
14 requirements.
- 15 4. Cooperative Purchasing. Cooperative purchasing is defined as purchases of supplies, equipment,
16 and services under a competitive bid issued by any municipality, county, utility district, the State
17 of Tennessee, or other local governmental unit of the State.⁸
- 18 5. Emergency Purchases. Emergency purchases are defined as purchases of any parts, supplies, or
19 services in the event of an operational emergency. Operational emergencies include major
20 disruptions to educational activities or unforeseen dangers to life, health, safety, or property that
21 create an immediate purchasing need that cannot be met through normal purchasing methods. A
22 report of the circumstances of any emergency purchase shall be presented to the Board and
23 entered into the minutes of the next Board of Education meeting.
- 24 6. Bulk Fuel Purchases. Purchases of fuel in bulk amounts that would exceed the bid limits may be
25 made in the open market without public advertisement or competitive bidding. Whenever
26 possible, however, at least three (3) documented quotes shall be obtained.⁹

27
28 All purchases in this category exceeding One Hundred Thousand Dollars (\$100,000) must be approved
29 by the Board.

30 **Purchasing Procedures**

31 All requisitions shall be approved by the Principal for school purchases or the appropriate Department
32 head for Central Office purchases and submitted to the Director of Schools on forms provided by the
33 Purchasing Department. Requisitions shall include the following:

- 34 1. Department making request
- 35 2. Items requested
- 36 3. Reason for request
- 37 4. Line-item expense code
- 38 5. Assurance of funds availability
- 39 6. Three (3) bids or justification as to why three (3) bids were not obtained; and
- 40 7. Authorized signature of Department head (or approved budget manager)

1 All District purchases shall be made by purchase order or formal contract, with the exception of District
2 credit card purchases (Policy #2.8051). The Director of Schools or his/her designee shall approve all
3 District purchase orders for payment.

4 Principals may approve purchase orders of up to Twenty-Five Thousand Dollars (\$25,000) for supplies,
5 equipment, or services when such expenditures do not exceed the school budget and will be completed
6 in the current fiscal year. Notwithstanding the foregoing, the Director of Schools shall approve the
7 following school purchases:

- 8 1. A single piece of equipment costing more than Five Thousand Dollars (\$5,000.00);
- 9 2. One that is to be attached to or one that requires alteration of the building; or
- 10 3. One that will become a permanent fixture.

11 Online purchasing shall be permitted with the following requirements:

- 12 1. Prior authorization must be obtained from the Director of Schools before setting up new online
13 accounts, and schools shall maintain a list of all accounts.
- 14 2. Online purchases must be for school purposes and made in accordance with established policies
15 and procedures. School employees are prohibited from making personal purchases even with the
16 intent of reimbursing the school system. School employees are prohibited from using a school's
17 tax-exempt status for personal purchases of any kind.¹⁰
- 18 3. The availability of money for the fund/account in question should be determined through the
19 requisition process before purchases orders are approved.
- 20 4. All purchase orders must be properly filled out and approved prior to a purchase.
- 21 5. Necessary price quotes should be obtained where possible and/or practical and retained with
22 other purchase documentation.

23 **Disclaimers and Restrictions**

24 Purchases made by unauthorized individuals or made in an unauthorized manner shall become the
25 personal responsibility of the persons making the purchase agreement. Employees authorizing or
26 contracting for such purchases may be subject to discipline, up to and including dismissal. The Board
27 shall not, under any circumstances, be responsible for payment for any services, equipment, fixtures,
28 materials, or supplies, purchased by unauthorized individuals or in an unprescribed manner.

29 Private contacts between all District officers, employees, and suppliers shall be minimized upon the
30 accepted premises that contact other than discussion in an open public forum compromises the District
31 in its responsibility to deal openly and fairly with all persons. If engaged, such contacts should be made
32 equally available to all suppliers. Further, consistent with Policy #5.611 Ethics, all Collierville Schools
33 employees shall avoid any conflict of interest or appearance of impropriety between their personal
34 interest, financial or otherwise, and the interests of the District. In cases of uncertainty, an employee
35 should request a ruling from the Director of Schools.

Legal References

1. TCA 49-2-206(b)(3); TCA 6-36-115
2. *Tennessee Internal School Uniform Accounting Procedure Manual*, Section 4-8
3. TCA 49-2-203(a)(3); TCA 12-3-1212; Public Acts of 2024, Chapter No. 513
4. Public Acts of 2024, Chapter No. 793
5. TCA 49-2-203(a)(3)(A)-(B); TCA 49-2-206(b)(2); TCA 12-3-1212; Public Acts of 2024, Chapter No. 513
6. TCA 49-2-203(a)(3)(D)(i)(c)
7. TCA 12-3-1209; TCA 12-4-107; TCA 29-20 407
8. TCA 12-3-1205
9. Public Acts of 2024, Chapter No. 661
10. TCA 49-2-608

Cross References

Executive Committee 1.301
Credit Cards/Credit Lines 2.8051
Purchase Orders and Contracts 2.808
Conflict of Interest 5.601

Collierville Schools Board of Education

Monitoring: Review: Annually, in October	Descriptor Term: Family Life Education	Descriptor Code: 4.213	Issued Date: 07/16/24
		Rescinds:	Issued: 10/26/21

1 *General*

2 A family life education program shall be implemented within the school district in compliance with state
3 law.¹

4 A parent/guardian who chooses not to have a student participate in the family life education program
5 shall submit such request in writing to the principal. A student who is excused from the program shall
6 be assigned alternative health activities and shall not be penalized academically.

7 **FAMILY LIFE INSTRUCTION**

8 The curriculum for the family life education program shall, in a manner that is age-appropriate and
9 factually and medically accurate, include the following:²

- 10 1. Teach the skills needed to make healthy decisions in all aspects of marriage and family life;
- 11
- 12 2. Encourage sexual health by helping students understand how the whole person is affected by
13 sexual activity as well as other risk behaviors;
- 14
- 15 3. Provide information about human reproduction, including conception, birth, and prenatal care,
16 as well as the process of adoption and its benefits;
- 17
- 18 4. Provide information on the family unit and the responsibilities and consequences related to sexual
19 activity, including the challenges of single teen parenting;
- 20
- 21 5. Promote only sexual risk avoidance through abstinence and the positive results of avoiding sexual
22 activity;
- 23
- 24 6. Provide instruction on the detection, intervention, prevention, and treatment of child sexual
25 abuse, including such abuse that may occur in the home, and human trafficking in which a victim
26 is the child, **and internet crimes against children;**
- 27
- 28 7. Provide instruction on the prevention of dating violence;
- 29
- 30 8. Encourage communication between parent(s)/guardian(s) and students; **and**
- 31

1 9. Address the legal aspects of sexual activity with emphasis on the rights of the student; and

2
3 10. Include the presentation of a high-quality, computer-generated animation or high-definition
4 ultrasound of a least three (3) minutes in duration that shows the development of the brain, heart,
5 and other vital organs in early fetal development per state academic standards.³

6
7 Instruction in topics related to sexual activity are not age-appropriate for students in grades kindergarten
8 through five (K-5) and shall not be taught as part of the family life curriculum. This does not prohibit
9 instruction on detection, intervention, prevention, and treatment of child sexual abuse and human
10 trafficking of children.⁴

11 The family life education program shall be reviewed annually to ensure that the prohibited items of
12 instruction, as provided for in state law,⁵ are not included in the curriculum.

13 TRAINING ON INSTRUCTION

14 Personnel providing family life instruction shall receive training prior to presenting such instruction.
15 Personnel shall conduct such instruction with maturity and discretion.

16 REPORTING²

17 At the beginning of each school year, the Director of Schools shall provide the contact information to
18 the Department of Children's Services of each employee or trained professional providing instruction
19 on family life curriculum related to child sex abuse, human trafficking, and internet crimes. The Director
20 shall also report on the curriculum selected by the Board of Education.

Legal References

1. TCA 49-6-1302
2. TCA 49-6-1304; Public Acts of 2024, Chapter No. 571
3. Public Acts of 2024, Chapter No. 795
4. Public Acts of 2024, Chapter No. 970
5. TCA 49-6-1304(b)

Collierville Schools Board of Education

Monitoring: Review: Annually, in November	Descriptor Term: Use of Artificial Intelligence Programs	Descriptor Code: 4.214	Issued Date: 07/16/24
		Rescinds:	Issued:

1 *General*

2 Artificial Intelligence (AI) programs as defined by state law may be used by staff and students in the
3 district.¹

4 Only approved AI programs may be utilized in student instruction or in completing student work. Staff
5 shall request additional programs using the established District approval process.

6 District curriculum and technology staff are tasked with overseeing the implementation of AI
7 programs. These staff members will review artificial intelligence programs to ensure compliance with
8 district policies as well as state and federal student data privacy laws and present recommendations to
9 the Director of Schools for approval. Any approved programs shall be accessible to students,
10 contingent upon compliance with privacy policies and age restrictions.

11 Employees shall not place personally identifiable information, financial information, intellectual
12 property, or other confidential information into an AI system.

13 The Director of Schools shall incorporate training programs on AI into professional development for
14 district staff. This training shall focus on responsible use of AI and best practices for use in school
15 settings and include instruction regarding personally identifiable information and the need to comply
16 with state and federal data privacy laws. Emphasis shall be placed on the importance of securing and
17 properly storing any data that is collected by the district in compliance with state and federal law.

18 **STAFF USE**

19 Staff may use AI in the completion of their own work. This may include, but not be limited to, drafting
20 communications, notes, images, and the development of content for instructional or administrative
21 purposes, as well as analyzing data and information. The following requirements shall be adhered to
22 when using AI in the completion of work:

23 1. Employees shall disclose their use of a generative AI tool if failure to do so would:
24 a. Violate the terms of the use of the AI tool;
25 b. Would mislead a supervisor or others as to the nature of the work; or
26 c. Would be inconsistent with the teacher code of ethic;²

27
28 2. Employees shall take all reasonable precautions to ensure the security of private student data
29 when utilizing AI programs;
30

1 3. Outputs from AI programs shall be verified by reliable sources and reviewed prior to use in
2 order to reduce the risk of errors and inaccuracies;

3
4 4. Outputs shall not be incorporated into proprietary content or works.

5 **STUDENT USE**

6 Teachers may allow students to use approved AI programs for instructional purposes. Any such use
7 shall align with approved instructional standards and curriculum. Prior to using AI, teachers shall
8 ensure students are provided with appropriate instruction on the responsible use of AI.

9 **ACADEMIC INTEGRITY**

10 Students shall be instructed on responsible use standards including but not limited to the following:

11 1. Effective use of generative AI;

12
13 2. When it is appropriate to use AI in assignments;

14
15 3. How to determine whether AI responses are accurate;

16
17 4. Users assume responsibility for incorporating AI content responsibly; and

18
19 5. The difference between cheating and seeking support.

20 **NOTICE TO PARENTS**

21 The Director of Schools shall provide notice to parent(s)/guardian(s) about the use of AI programs in
22 the district. An approved list of AI programs will be provided by posting on the District website.

23 **REPORTING**

24 The Director of Schools shall submit a report to the Board of Education each June on how this policy
25 will be enforced in the upcoming school year. The Board shall approve the report and the Director
26 shall submit it to the Department of Education by July 1st.

Legal References

1. [Public Acts of 2024, Chapter No. 550](#)
2. [TCA 49-5-1001](#)

Cross References

Use of the Internet 4.406

Collierville Schools Board of Education

Monitoring: Review: Annually, in October	Descriptor Term: <h2 style="margin: 0;">Promotion and Retention</h2>	Descriptor Code: 4.603	Issued Date: 07/16/24
		Rescinds: 4.603	Issued: 10/25/22 09/24/19 09/27/18 05/11/15 06/10/14

1 *General*

2 The Director of Schools/designee shall promote students to the next grade level on a case-by-case basis
 3 that will comply with state and federal law. Promotion will be based on the successful completion of
 4 required academic work and or demonstration of satisfactory progress in each of the relevant academic
 5 areas. All decisions shall be made in consultation with a student’s IEP and/or 504 team, if applicable.¹

6 Students who have difficulty in achieving the requirements for promotion **may be considered** for
 7 retention. Schools shall identify these students by February 1st. Factors used to identify students for
 8 retention shall include:²

- 9 1. Ability to perform at the current grade level;
- 10 11 2. Results of local assessments, screening, or monitoring tools;
- 12 12 3. State assessments as applicable;
- 13 13 4. Home Literacy Reports;³
- 14 14 5. Overall academic achievement of the student;
- 15 15 6. Likelihood of success with more difficult materials if promoted to the next grade;
- 16 16 7. Attendance record; and
- 17 17 8. The student’s social and emotional maturity.

18 18 Students may be identified for retention after the February 1st deadline if the delay in identifying a
 19 19 student is due to:⁴

- 20 20 1. Date of enrollment;
- 21 21 2. Additional information acquired after the results of local assessment, screening, or monitoring
 22 22 are released; or
- 23 23 3. Social/emotional factors that were not previously evidenced by February 1st.

1 **VOLUNTARY RETENTION**

2 A parent/guardian of a student enrolled in kindergarten through second grade may choose to retain
3 his/her student in the current grade level if:

- 4 1. The student has a documented academic or behavioral delay; and
- 5
- 6 2. The parent/guardian believes that retention may benefit the student.⁵

7 **PROMOTION PLANS⁶**

8 When a student is identified for retention, the student's parent(s)/guardian(s) shall be notified within
9 fifteen (15) calendar days, and an individualized promotion plan shall be developed to help the student
10 avoid retention. The plan shall be developed in coordination with the student's teachers, IEP or 504 team,
11 if applicable, and may also include input from the student's parent(s)/guardian(s), school counselor, or
12 other appropriate school personnel.

13 Promotion plans shall incorporate evidence-based strategies, including expectations and measurements
14 that will verify whether a student has made sufficient progress to be promoted to the next grade level,
15 and be tailored to the student's learning needs. Promotion plans for students in third and fourth grade
16 will include additional requirements for promoting students in these grades. A copy of the plan will be
17 provided to the student's parent(s)/guardian(s), and the school shall offer the opportunity for a parent-
18 teacher conference to discuss the plan. If a student is not making progress on the promotion plan, then
19 the strategies shall be modified. Parent(s)/guardian(s) shall be provided with any changes to the
20 promotion plan. Evidenced based strategies may include:

- 21 1. Response to Instruction and Intervention (RTI²) to address deficits in student learning;
- 22 2. Modification (individualized) of curriculum and instruction;
- 23 3. Individual and/or small group tutoring;
- 24 4. School counseling services – individual or small group;
- 25 5. Attendance intervention and support;
- 26 6. Special Education services for students who qualify based on state and federal guidelines.

27 A student who demonstrates sufficient academic progress according to his/her promotion plan shall be
28 promoted to the next grade level unless retention is required per additional requirements for students in
29 third and fourth grade.⁷

30 If a student has not demonstrated sufficient academic progress according to his/her promotion plan by
31 the end of the school year, the student shall be eligible to enroll in a summer reading or learning program,
32 if available. Parent(s)/guardian(s) shall be notified of a decision for retention at least ten (10) calendar
33 days prior to the start of the next school year if the student was enrolled in a summer program. However,
34 if the student wasn't enrolled in a summer program, the parent(s)/guardian(s) shall be notified of a
35 decision for retention at least thirty (30) calendar days prior to the start of the next school year.⁸

36 **RETENTION⁷**

37 A student may be retained when such retention is in the best interests of the student or when retention is
38 required per additional requirements for students in third and fourth grade.

1 *Decision of Retention – General*⁹

2 If a student is retained, the Director of Schools/designee shall develop an individualized academic
3 remediation plan within thirty (30) calendar days after the beginning of the next school year. A copy of
4 the plan shall be provided to the student’s parent(s)/guardian(s) within ten (10) days of its development.
5 This plan shall include at least one of the following strategies:

- 6 1. Adjustment to the current instructional strategies or materials;
- 7 2. Additional instructional time;
- 8 3. Individual tutoring;
- 9 4. Modification to the student’s classroom assignment to ensure the student receives instruction
10 from a teacher with a level of overall effectiveness of above expectations (level 4) or
11 significantly above expectations (level 5); or
- 12 5. Attendance or truancy interventions.

13 A student shall not be retained more than once in any grade. The progress of students who are retained
14 shall be closely monitored and reported to the parent(s)/guardian(s) at least three (3) times during the
15 school year in which the student is retained. The Director of Schools shall develop procedures to ensure
16 appropriate recordkeeping of students who are retained.

17 *Decision of Retention – Third Grade*¹⁰

18 Third grade students shall not be promoted to the next grade unless they are determined to be proficient
19 (i.e., receive a performance level rating of “on track” or “mastered”) in English language arts (ELA)
20 based on the student’s most recent TCAP test.

21 Students who are not proficient in ELA may still be promoted if the following conditions are met:

- 22 1. A student in third grade receiving a performance level rating of “approaching” on the ELA
23 portion of the student’s most recent TCAP test may be promoted if:
 - 24 a. The student is an English language learner and has received less than two (2) full years
25 of ELA instruction;
 - 26 b. The student was previously retained in grades K-3;
 - 27 c. The student is retested before the next school year and scores proficient in ELA;
 - 28 d. The student attends a learning loss bridge camp before the next school year, maintains a
29 ninety percent (90%) attendance rate, and demonstrates adequate growth on the post-
30 test at the end of the camp; or
 - 31 e. The student receives tutoring for the entirety of the next school year in accordance with
32 state law.
 - 33 f. Student is determined by IEP or 504 decision to have a disability or suspected disability
34 that impacts reading.
 - 35 g. **Beginning with the 2023-2024 school year, the student demonstrates proficiency in
36 ELA standards by scoring at or above the fiftieth percentile on the most recently
37 administered state-provided benchmark assessment and the district provides tutoring
38 services to the student during the entire fourth grade school year and notifies the
39 student’s parent/guardian, in writing, of the benefits of enrolling the student in summer
40**

1 programming.

- 2
- 3 2. A student in third grade receiving a performance level rating of “below” on the ELA portion of
- 4 the student’s most recent TCAP test may be promoted if:
- 5
- 6 a. The student is an English language learner and has received less than two (2) full years
- 7 of ELA instruction;
- 8 b. The student was previously retained in grades K-3;
- 9 c. The student is retested before the next school year and scores proficient in ELA; or
- 10 d. The student attends a learning loss bridge camp before the next school year, maintains a
- 11 ninety percent (90%) attendance rate, and receives tutoring for the entirety of the next
- 12 school year in accordance with state law.
- 13 e. Student is determined by IEP or 504 decision to have a disability or suspected disability
- 14 that impacts reading.

15 *Decision of Retention – Fourth Grade*¹⁰

16 Students in the following categories may be promoted to fifth grade if they demonstrate adequate

17 growth on the fourth-grade ELA portion of the TCAP test:

- 18 1. A student who was promoted to fourth grade due to receiving tutoring for the entirety of the
- 19 fourth-grade school year; and
- 20
- 21 2. A student who was promoted to fourth grade due to attending a learning loss bridge camp while
- 22 maintaining a ninety percent (90%) attendance rate and receiving tutoring for the entirety of the
- 23 fourth grade school year.

24 If a student that was promoted to fourth grade under one of the provisions above does not demonstrate

25 adequate growth on the fourth-grade ELA portion of the TCAP test, then the following shall occur:

- 26 1. The student’s principal shall convene a conference consisting of the following parties: the
- 27 student’s parent(s)/legal guardian, the student’s ELA teacher, and the student’s principal.
- 28
- 29 2. The conference shall review the student’s fourth grade ELA performance to determine if the
- 30 student should be promoted to fifth grade.
- 31
- 32 3. At the conclusion of the conference, a majority of the parties shall agree to one of the
- 33 following:
- 34 a. The student will be promoted to fifth grade and be assigned a tutor for the entirety of
- 35 the student’s fifth-grade year; or
- 36 b. The student will be retained in fourth grade. A student shall not be retained more than
- 37 once in fourth grade.

38 Students in the following categories shall show adequate growth in the following ways before being

39 promoted to the fifth grade:

1. A student who is promoted to the fourth grade due to receiving tutoring for the entirety of the next school year in accordance with state law or because of attending a learning loss bridge camp must maintain a ninety percent (90%) attendance rate; and

2. A student receiving tutoring for the entirety of the next school year in accordance with state law shall be required to show adequate growth on the fourth grade ELA portion of TCAP before the student may be promoted to fifth grade.

A student shall not be retained more than once in fourth grade.

*Decision of Retention – Students with Disabilities*¹¹

Retention and promotion decisions shall be made on a case-by-case basis and in consultation with the student's IEP and/or 504 team to determine whether the student's performance on the ELA portion of TCAP was due to the student's disability. The school district shall not retain a student with a disability or a suspected disability that impacts their ability to read.

APPEALS^{8,12}

When a student is identified for general retention, the parent(s)/guardian(s) shall be notified about the decision to retain the student and provided with information on the right to appeal the decision (excluding retention due to the 3rd and 4th grade retention policies, see above). ~~Appeals shall be made to the Collierville Schools Chief Academic Officer. The CS Chief Academic Officer may overturn the decision to retain for good cause shown, and due to extenuating circumstances, as determined in the discretion of the CS Chief Academic Officer. If the parent or guardian disagrees with the decision of the Chief Academic Officer, they may then appeal the decision to the Director of Schools. If the parent(s)/guardian(s) disagree(s) with the decision of the Collierville Schools Director of Schools, they may then appeal to the Collierville Schools Board of Education for a hearing and the board will review the student records.~~ Appeals shall be made to a committee appointed by the principal within ten (10) business days. The student and his/her parent(s)/guardian(s) shall be provided written or actual notice of the appeal hearing and shall be given the opportunity to address the committee. The committee shall conduct a hearing within ten (10) business days to determine if the student will be promoted and issue such decision within five (5) business days. Upon notification of the committee decision, the principal shall send written notification to the Director of Schools/designee and the parent(s)/guardian(s). The notification shall advise parent(s)/guardian(s) of their right to appeal such action within ten (10) business days to the Director of Schools/designee.

The appeal shall be heard no later than ten (10) business days after the request for appeal is received. A decision shall be issued within five (5) business days.

Within five (5) business days of the Director of Schools/designee rendering a decision, the student's parent(s)/guardian(s) may request a hearing by the Board, and the Board shall review the record. Following the review, the Board of Education may affirm or overturn the decision of the Director of Schools. The action of the Collierville Schools Board of Education will be final.

For students where retention is required per the additional requirements for students in third and fourth grade, parent(s)/guardian(s) may only appeal this decision directly to the Department of Education in accordance with state law.¹³

Legal References

1. 20 USCA § 1400 *et seq.*; 29 U.S.C. § 794 (Section 504); TRR/MS 0520-01-03-.16; TCA 49-6-3115
2. TRR/MS 0520-01-03-.16(5)
3. TCA 49-1-905(e)
4. TRR/MS 0520-01-03-.16(4)
5. **Public Acts of 2024, Chapter No. 829**
6. **TRR/MS 0520-01-03-.16(6)**
7. **TRR/MS 0520-01-03-.16(6)(f)**
8. **TRR/MS 0520-01-03-.16(6)(e)**
9. **TRR/MS 0520-01-03-.16(6)(g)**
10. **TRR/MS 0520-01-03-.16(7)**
11. **29 U.S.C. § 794 (Section 504); 20 USCA § 1400 *et seq.*; TRR/MS 0520-01-03-.16(7)(e); Public Acts of 2024, Chapter No. 989**
12. **TRR/MS 0520-01-03-.16(3); TRR/MS 0520-01-02-.17(7); TCA 49-6-3102(e)(1)**
13. **TRR/MS 0520-01-03-.16(7)(f)**

Cross References

Credit Recovery 4.210
Grading System 4.600
Reporting Student Progress 4.601
Attendance 6.200
Student Assignments 6.205
Homeless Students 6.503
Student Records 6.600

Collierville Schools Board of Education

Monitoring: Review: Annually, in August	Descriptor Term: School Admissions	Descriptor Code: 6.203	Issued Date: 07/16/24
		Rescinds: 6.203	Issued: 08/23/22 02/10/15 03/04/14

1 Any student entering school for the first time must present:

- 2 1. A birth certificate or officially acceptable evidence of date of birth at the time of registration;¹
- 3 2. Evidence of a current medical examination.² There shall be a complete medical examination of
- 4 every student entering school for the first time; and
- 5 3. Evidence of state-required immunization.³

6 The name used on the records of a student entering school must be the same as that shown on the birth
 7 certificate unless evidence is presented that such name has been legally changed through a court as
 8 prescribed by law. If the parent does not have or cannot obtain a birth certificate, then the name used on
 9 the records of such student will be the same as that shown on documents which are acceptable to the
 10 school principal as proof of date of birth.⁴

11 A child whose care, custody and support have been assigned to a resident of the district by a power of
 12 attorney or order of the court shall be enrolled in school provided appropriate documentation has been
 13 filed with the district office.⁵

14 A student may transfer into the school system at any time during the year if his/her parent(s) or legal
 15 guardian moves his/her residence into the school system.

16 If a student has at any time been adjudicated delinquent for any offense listed in TCA 49-6-3051(b), the
 17 parents/guardians and a school administrator of any school having previously received similar notice
 18 from the juvenile court or another source, shall provide to the school principal/designee, the abstract⁶
 19 provided under TCA 37-1-153 or TCA 37-1-154 or other similar written information when any such
 20 student:⁷

- 21 (1) Initially enrolls in an LEA;
- 22 (2) Resumes school attendance after suspension, expulsion or adjudication of delinquency; or
- 23 (3) Changes schools within this state.

24 This information shall be shared only with school employees who have responsibility for classroom
 25 instruction of the student and the school counselor, social worker or psychologist who is developing a
 26 plan for the child while in the school, and the school resource officer. Such information is otherwise
 27 confidential and shall not be released to others, and the written notification shall not become a part of the
 28 student's record.⁷

1 PROOF OF RESIDENCY

2 Unless otherwise prohibited by law, parents/legal guardians/custodians having lawful control of students
3 (proof of legal custody shall be required) must provide the following proof of residence in order to enroll
4 a child in the Collierville School System.

5 GENERAL PROOF OF RESIDENCY

6 The parents/ legal guardians/custodians having lawful control of the student must provide two (2) of the
7 following items listed below: (Collierville Schools reserves the right to request additional proofs of
8 residency.)

- 9 1. Most recent MLGW or municipal water bill of the owner, renter or lessee of the home in which
10 the student will reside during the current school year;
- 11 2. Mortgage statement or deed of the owner of the home in which the student will reside during the
12 current school year;
- 13 3. Lease of the lessee of the home in which the student will reside during the current school year;
- 14 4. Rental Agreement of the renter of the home in which the student will reside during the current
15 school year;
- 16 5. Real Estate tax receipt;
- 17 6. Public assistance/government benefits check, card, or papers;
- 18 7. In the event that two (2) of the items listed above cannot be provided, residency may be
19 established by submitting other documentation deemed to be appropriate proof of residence by
20 the department responsible for verifying residency.

21 SHARED RESIDENCY REQUIREMENTS

22 Unless otherwise prohibited by law, in the case in which a student resides with his/her parents/legal
23 guardians/custodians having lawful control of the student in the home of someone else, the following
24 proof of shared residency must be provided in order to enroll a child in the Collierville School System:
25

- 26 A. Unless otherwise approved by the department responsible for verifying residency, the
27 homeowner of the home in which the student resides must accompany the parents/legal
28 guardians/custodians to registration and provide two (2) of the items listed in the General Proof
29 of Residency Section above; and
- 30 B. The parents/legal guardians/custodians having lawful control of the student claiming shared
31 residency must provide two (2) of the following items listed below:
 - 32 1. Car registration of the parent/legal guardian/custodians having lawful control of the
33 student bearing the address at which the student will be residing during the current school
34 year;
 - 35 2. Voter registrations of the a parent/legal guardian/custodians having lawful control of the
36 student bearing the address at which the student will be residing during the current school
37 year;
 - 38 3. Payroll stub of the parent/legal guardian/custodians having lawful control of the student
39 bearing the address at which the student will be residing during the current school year;
 - 40 4. Three (3) significant pieces of mail with a forwarding sticker bearing the address at which
41 the student will be residing during the current school year;

- 1 5. Government Assistance Communication directed to the parent/legal/guardian/custodians
2 having lawful control of the student bearing the address at which the student will be
3 residing during the current school year.
- 4 6. In the event that two (2) of the items listed directly above cannot be provided, residency
5 may be established by submitting other documentation deemed to be appropriate proof of
6 residence by the department responsible for verifying residency. The parents/legal
7 guardians/custodians of homeless students shall not be subject to the provisions outlined
8 in the Shared Residency Requirements section above.

9 C. Any parent, guardian or other legal custodian who enrolls an out-of-district student in a school
10 district and fraudulently represents the address for the domicile of the student for enrollment
11 purposes is liable for restitution to the school district for an amount equal to the local per pupil
12 expenditure identified by the Tennessee Department of Education for the district in which the
13 student is fraudulently enrolled.

14 D. Any parent, guardian or other legal custodian who enrolls an out-of-state student in a school
15 district and fraudulently represents the address for the domicile of the student for enrollment
16 purposes is liable for restitution to the school district for an amount equal to the state and local
17 per pupil expenditure identified by the Tennessee department of education for the district in
18 which the student is fraudulently enrolled.

19 E. Restitution shall be cumulative for each year the child has been fraudulently enrolled in the
20 system. The restitution shall be payable to the school district and, when litigation is necessary
21 to recover restitution, the parent, guardian or other legal custodian shall be liable for costs and
22 fees, including reasonable attorneys' fees, incurred by the school district.

23 F. An action for restitution shall be brought by or on behalf of the district in the circuit or chancery
24 court in which the district is located within one (1) year of the date the fraudulent representation
25 occurred or was discovered, whichever is later. In no event shall the action be brought more than
26 six (6) years after the date on which the fraudulent enrollment occurred.

27 **ADJUDICATED DELINQUENT STUDENT⁸**

28 A principal or principal's designee may ask a parent/guardian in writing if their student has been
29 adjudicated delinquent for an offense listed in TCA 49-6-3051 within thirty (30) days of the student
30 first enrolling in the school and when any such student:

31 1. Resumes school attendance after suspension, expulsion, or adjudication of delinquency; or

32 2. Changes schools within this state.

34 This information shall be shared only with school employees who have responsibility for classroom
35 instruction of the student, the school counselor, social worker, or psychologist who is developing a
36 plan for the student while in the school, and the school resource officer. Such information is otherwise
37 confidential and shall not be released to others, and the written notification shall not become a part of
38 the student's record.⁹

Legal References

1. TCA 49-6-3008(b)
2. TRR/MS 0520-01-13-.01(1)(a); 20 USCA § 1232h(c)
3. TCA 49-6-5001(c)
4. TCA 49-6-5106
5. TCA 49-6-3001(c)(6)
6. TCA 37-1-153(e), 154
7. TCA 49-6-3051
8. TCA 37-1-153(e),154; TCA 49-6-3051; Public Acts of 2024, Chapter No. 721
9. TCA 49-6-3051(d)

Cross References

Admission of Suspended/Expelled Students 6.318
Homeless Students 6.503
Migrant Students 6.504
Students in Foster Care 6.505
Students from Military Families 6.506

Collierville Schools Board of Education

Monitoring: Review: Annually, in August	Descriptor Term: Code of Conduct	Descriptor Code: 6.313	Issued Date: 07/16/24
		Rescinds: 6.313	Issued: 07/26/22 08/24/21 09/24/19 04/12/16 05/13/14

1 The Board delegates to the Director of Schools the responsibility of developing specific codes of conduct
2 which are appropriate for each level of school.¹ Codes of conduct for students in pre-kindergarten or
3 kindergarten shall utilize alternative disciplinary practices such as restorative practices, RTI²B, multi-
4 tiered system of supports, behavior intervention plans. Exclusionary discipline shall only be used as a
5 measure of last resort.² The development of each code shall involve principals and staff members of each
6 level and shall be consistent with the relevant policies as adopted by the Board.³

7 The following levels of misbehavior and disciplinary procedures and options are standards designed to
8 protect all members of the educational community in the exercise of their rights and duties and to
9 maintain a safe learning environment where orderly learning is possible and encouraged.⁴ These
10 misbehaviors apply to student conduct on school buses, on school property, and while students are on
11 school-sponsored outings. Staff members shall ensure that disciplinary measures are implemented in a
12 manner that:⁵

- 13 1. Balances accountability with an understanding of traumatic behavior;
- 14 2. Teaches school and classroom rules while reinforcing that violent or abusive behavior is not
15 allowed at school;
- 16 3. Minimizes disruptions to education with an emphasis on positive behavioral supports and
17 behavioral intervention plans;
- 18 4. Creates consistent rules and consequences; and
- 19 5. Models respectful, non-violent relationships.

20 In order to ensure that these goals are accomplished, the school district shall utilize the following trauma-
21 informed discipline practices: restorative practices, RTI²B, multi-tiered system of supports, behavior
22 intervention plans.

23 MISBEHAVIORS: LEVEL I

24 This level includes minor misbehavior on the part of the student which impedes orderly classroom
25 guidelines or interferes with the orderly operation of the school, but which can usually be handled by
26 an individual staff member.

27 *Examples (not an exclusive listing)*

- 28 • Classroom disturbances
- 29 • Classroom tardiness

- 1 • Cheating and lying
- 2 • Abusive language
- 3 • Failure to do assignments or carry out directions
- 4 • Wearing, while on the grounds of a public school during the regular school day,
- 5 clothing that exposes underwear or body parts in an indecent manner that disrupts the
- 6 learning environment⁶

7 *Disciplinary Procedures (not an exclusive listing)*

- 8 • The staff member intervenes immediately.
- 9 • The staff member determines what offense was committed and its severity.
- 10 • The staff member determines who committed the offense and if he/she understands the
- 11 nature of the offense.
- 12 • The staff member employs appropriate disciplinary options.
- 13 • The record of the offense and disciplinary action shall be maintained by the staff
- 14 member.
- 15 • Referral to school administration

16 *Disciplinary Options (not an exclusive listing)*

- 17 • Verbal reprimand
- 18 • Special assignment
- 19 • Restricting activities
- 20 • Counseling
- 21 • Withdrawal of privileges
- 22 • Strict supervised study
- 23 • Detention
- 24 • In-school suspension
- 25 • The parent(s)/guardian(s) are notified.
- 26 • Conference with parent(s)/guardian(s) and student.
- 27 • Refer the concern to the child's IEP team if appropriate.
- 28 • Restorative practices, RTI²B, multi-tiered system of support, behavior intervention
- 29 plans

30 **MISBEHAVIORS: LEVEL II**

31 This level includes misbehavior whose frequency or seriousness tends to disrupt the learning climate of
 32 the school. These misbehaviors do not represent a direct threat to the health and safety of others but
 33 have educational consequences serious enough to require corrective action on the part of
 34 administrative personnel.

35 *Examples (not an exclusive listing)*

- 36 • Continuation of unmodified Level I misbehaviors
- 37 • Using forged notes or excuses
- 38 • Disruptive classroom behavior

1 *Disciplinary Procedures (not an exclusive listing)*

- 2 • The student is referred to the principal/designee for appropriate disciplinary action.
 3 • The principal/designee meets with the student and the staff member.
 4 • The principal/designee hears the accusation made by the staff member and allows the
 5 student the opportunity to explain his/her conduct.
 6 • The principal/designee takes appropriate disciplinary action and notifies the staff
 7 member of the action.
 8 • The record of offense and disciplinary action shall be maintained by the
 9 principal/designee.

10 *Disciplinary Options (not an exclusive listing)*

- 11 • Teacher/schedule change
 12 • Counseling
 13 • Referral to outside agency
 14 • In-school suspension
 15 • Transfer
 16 • Detention
 17 • Suspension from school-sponsored activities or from riding school bus
 18 • Out-of-school suspension
 19 • The parent(s)/guardian(s) are notified.
 20 • Administrative conference with parent(s)/guardian(s) and student.
 21 • Refer the concern to the child's IEP team if appropriate.
 22 • Restorative practices, RTI²B, multi-tiered system of support, behavior intervention
 23 plans

24 **MISBEHAVIORS: LEVEL III**

25 This level includes acts directly against persons or property but whose consequences do not seriously
 26 endanger the health or safety of others in the school.

27 *Examples (not an exclusive listing)*

- 28 • Continuation of unmodified Level I and II misbehaviors
 29 • Fighting
 30 • Vandalism (minor)
 31 • Use, possession, sale, distribution, and/or being under the influence of tobacco or
 32 alcohol
 33 • Use, possession, sale, or distribution of drug paraphernalia
 34 • Stealing
 35 • Verbal, written, or electronic threats to others
 36 • Victimization of any student (harassment (sexual, racial, ethnic, religious), bullying,
 37 cyber-bullying, and/or hazing)

38 *Disciplinary Procedures (not an exclusive listing)*

- 1 • The student is referred to the principal/designee for appropriate disciplinary action.
- 2 • The principal/designee meets with the student and the staff member.
- 3 • The principal/designee hears the accusation and allows the student the opportunity to
- 4 explain his/her conduct.
- 5 • The principal/designee takes appropriate disciplinary action.
- 6 • The record of offense and disciplinary action shall be maintained by the
- 7 principal/designee.

8 *Disciplinary Options (not an exclusive listing)*

- 9 • In-school suspension
- 10 • Detention
- 11 • Counseling
- 12 • Restitution from loss, damage, or stolen property
- 13 • Out-of-school suspension
- 14 • Transfer
- 15 • The parent(s)/guardian(s) are notified.
- 16 • Administrative conference with parent(s)/guardian(s) and student.
- 17 • Refer the concern to the child's IEP team if appropriate.
- 18 • Restorative practices, RTI²B, multi-tiered system of support, behavior intervention
- 19 plans

20 **MISBEHAVIORS: LEVEL IV**

21 This level of misbehavior includes acts which result in violence to another's person or property, or
 22 which pose a threat to the safety of others in the school. These acts are so serious that they usually
 23 require administrative actions which result in the immediate removal of the student from the school,
 24 the intervention of law enforcement authorities, and/or action by the Board.

25 If a student's action poses a threat to the safety of others in the school, a teacher, principal, school
 26 employee, or school bus driver may use reasonable force when necessary to prevent bodily harm or
 27 death to another person.⁷

28 *Examples (not an exclusive listing)⁸*

- 29 • Continuation of unmodified Level I, II, and III misbehaviors
- 30 • Death threat
- 31 • Credible threat of mass violence on school property or at a school-related activity*
- 32 • Extortion
- 33 • Bomb threat*
- 34 • Possession, use, and/or transfer of dangerous weapons
- 35 • Assault that results in bodily injury upon any teacher, principal, administrator, any other
- 36 employee of the school, or a school resource officer*
- 37 • Aggravated assault*
- 38 • Vandalism
- 39 • Theft, possession, and/or sale of stolen property

- 1 • Arson
- 2 • Possession of unauthorized substances (e.g., any controlled substance, controlled
- 3 substance analogue, or legend drug) *
- 4 • Use, possession, sale, distribution, and/or being under the influence of any edible, vape,
- 5 or other product containing THC or THC like substance, including products containing
- 6 Delta 8.
- 7 • Use or transfer of unauthorized substances
- 8 • Victimization of any student (harassment (sexual, racial, ethnic, religious), bullying,
- 9 cyber-bullying, and/or hazing)
- 10 • Electronic threat to cause bodily injury or death to another student or school employee

11 *Disciplinary Procedures (not an exclusive listing)*

- 12 • Law enforcement officials and the Director of Schools are immediately contacted, if
- 13 applicable.⁹
- 14 • The principal/designee confers with appropriate staff members and with the student.
- 15 • The principal/designee hears the accusations and allows the student the opportunity to
- 16 explain his/her conduct.
- 17 • The parent(s)/guardian(s) are notified.
- 18 • ~~Law enforcement officials are contacted.~~
- 19 • Counseling
- 20 • Refer the concern to the child's IEP team if appropriate.
- 21 • The incident is reported, and recommendations are made to the principal.
- 22 • If the student's placement is to be changed, adequate notice of the charges shall be
- 23 given to the student and his/her parent(s)/guardian(s) and his/her right to appear at a
- 24 hearing.

25 *Disciplinary Options (not an exclusive listing)*

- 26 • Out of school suspension
- 27 • Restorative practices, RTI²B, multi-tiered system of support, behavior intervention
- 28 plans

29 * Designates zero tolerance offenses.

30 **ADDITIONAL GUIDELINES**

- 31 1. A student shall not be suspended solely because charges are pending against
- 32 him/her in juvenile or other court.
- 33 2. A principal shall not impose successive short-term suspensions that cumulatively
- 34 exceed ten (10) days for the same offense.
- 35 3. A teacher or other school official shall not reduce or authorize the reduction of a
- 36 student's grade because of discipline problems except in department or
- 37 citizenship.

Legal References

1. TCA 49-6-4005
2. TCA 49-6-3024
3. TCA 49-6-2801
4. TCA 49-6-4002
5. TCA 49-6-4109
6. TCA 49-6-4009
7. TCA 49-6-4008
8. TCA 39-16-517; TCA 49-6-3401(g); Public Acts of 2024, Chapter No. 882; Public Acts of 2024, Chapter No. 915
9. Public Acts of 2024, Chapter No. 882

Cross References

Traffic and Parking Controls 3.403
Procedural Due Process 6.302
Student Discrimination, Harassment, Bullying, Cyber-bullying, and Intimidation 6.304
Title IX & Sexual Harassment 6.3041
Interference/Disruption of School Activities 6.306
Bus Safety and Conduct 6.308
Zero Tolerance Offenses 6.309
Dress Code 6.310
Corporal Punishment 6.314
Detention 6.315
Suspension 6.316
Safe Relocation of Students 6.4081

Collierville Schools Board of Education

Monitoring: Review: Annually, in April	Descriptor Term: Suspension/Expulsion/Remand	Descriptor Code: 6.316	Issued Date: 07/16/24
		Rescinds:	Issued: 05/13/14

1 **DEFINITIONS:**¹

2 **Suspension:** dismissed from attendance at school for any reason not more than ten (10) consecutive
3 days. Multiple suspensions shall not run consecutively nor shall multiple suspensions be applied to
4 avoid expulsion from school.

5 **Expulsion:** removal from attendance for more than ten (10) consecutive days or more than fifteen (15)
6 days in a month of school attendance. Multiple suspensions that occur consecutively shall constitute
7 expulsion.

8 **Remand:** assignment to an alternative school.

9 **REASONS FOR SUSPENSION/EXPULSION:**

10 Any principal, principal-teacher or assistant principal (herein called principal) may suspend/expel any
11 student from attendance at school or any school-related activity on or off campus or from attendance at
12 a specific class or classes, or from riding a school bus, without suspending such student from
13 attendance at school (in-school suspension), for good and sufficient reasons including, but not limited
14 to:²

- 15 1. Willful and persistent violation of the rules of the school;
- 16 2. Immoral or disreputable conduct, including vulgar or profane language;
- 17 3. Violence or threatened violence against the person of any personnel attending or assigned to any
18 school;
- 19 4. Willful or malicious damage to real or personal property of the school, or the property of any
20 person attending or assigned to the school;
- 21 5. Inciting, advising or counseling of others to engage in any of the acts herein enumerated;
- 22 6. **Marking, defacing, or destroying school property;**
- 23 7. Possession of a pistol, gun or firearm on school property;³
- 24 8. Possession of a knife, ~~ete.~~ **or other weapon(s)**, as defined in TCA 39-17-1309, on school
25 property;

- 1 9. Assaulting a principal, teacher, school bus driver or other school personnel with vulgar, obscene
2 or threatening language;
- 3 10. Unlawful use or possession of barbitol or legend drugs, as defined in ~~TCA-53-10-101~~ state law;⁴
- 4 11. Engaging in behavior which disrupts a class or school-sponsored activity;
- 5 12. Making a threat, including a false report, to use a bomb, dynamite, or any other deadly
6 explosive or destructive device including chemical weapons on school property or at a school
7 sponsored event, **or an invalid threat of mass violence;**⁵
- 8 13. One (1) or more students initiating a physical attack on an individual student on school property
9 or at a school activity, including travel to and from school;
- 10 **14. Assault against a school employee as defined in state law;**⁶
- 11 15. Off-campus criminal behavior resulting in felony charges; when behavior poses a danger to
12 persons or property or disrupts the educational process; and
- 13 16. Any other conduct prejudicial to good order or discipline in any school.

14 If as a result of an investigation, a principal or his/her designee finds that a student acted in self-
15 defense under a reasonable belief that the student, or another to whom the student was coming to the
16 defense, may have been facing the threat of imminent danger of death or serious bodily injury, then,
17 the student may not face any disciplinary action.⁷

18 **IN-SCHOOL SUSPENSION:**⁸

19 **In-school suspension shall be offered to students as an alternative program (if applicable) to complete**
20 **academic assignments and receive credit for work completed.**

- 21 1. Students given an in-school suspension in excess of one (1) day from classes shall attend either
22 special classes attended only by students guilty of misconduct or be placed in an isolated area
23 appropriate for study; and
- 24 2. Personnel responsible for in-school suspension will see that each student is supervised at all
25 times and has textbooks and classwork assignments from his/her regular teachers. Students
26 given in-school suspension shall be required to complete academic assignments and shall
27 receive credit for work completed.

28 **PROCEDURES FOR OUT OF SCHOOL SUSPENSION AND EXPULSION:**⁹

- 29 1. Unless the student's continued presence in the school, class or school-related activity presents
30 an immediate danger to the student or other persons or property, no principal shall
31 suspend/expel any student until that student has been advised of the nature of his/her
32 misconduct, questioned about it, and allowed to give an explanation.

- 1 2. Upon suspension/expulsion of any student (in-school suspension in excess of one (1) day), the
2 principal shall make an immediate attempt to contact the parent or guardian to inform them of
3 the suspension/expulsion. The student shall not be sent home before the end of the school day
4 unless the parent or guardian has been contacted.

- 5 3. The principal shall notify the parent or guardian and the director of schools or designee in
6 writing:
 - 7 a. Of the suspension/expulsion and the cause for it; and
 - 8 b. A request for a meeting with the parent or guardian, student and principal, to be held as
9 soon as possible, but no later than five (5) days following the suspension/ expulsion.

- 10 4. Immediately following the scheduled meeting, whether or not attended by the parent or
11 guardian or student, the principal shall determine the length of the suspension/expulsion and set
12 conditions for readmission. If the principal determines the length of the suspension to be
13 between six (6) and the maximum of ten (10) days, the principal shall develop and implement a
14 plan for correcting the behavior when the student returns to school.

- 15 5. If at the time of the suspension the principal determines that an offense has been committed
16 which, in the judgment of the principal would justify a suspension/expulsion for more than ten
17 (10) days, he/she may suspend/expel/remand the student unconditionally for a specified period
18 of time or upon such terms and conditions as are deemed reasonable.

- 19 6. The principal shall immediately give written or actual notice to the parent or guardian and the
20 student of the right to appeal the decision to suspend/expel/remand for more than ten (10) days.
21 The notice shall include a statement that, unless the student's parent or guardian requests an
22 open hearing in writing within five (5) days of receipt of the notice, any hearing will be closed
23 to the public. All appeals must be filed, orally or in writing, within five (5) days after receipt of
24 the notice and may be filed by the parent or guardian, the student or any person holding a
25 teaching license who is employed by the school system if requested by the student.

- 26 7. The appeal from this decision shall be to the Board or to a disciplinary hearing authority
27 appointed by the Board.

- 28 8. If the suspension/expulsion occurs during the last ten (10) days of any term or semester, the
29 student shall be permitted to take such final examinations or submit such required work as
30 necessary to complete the course of instruction for that semester, subject to conditions
31 prescribed by the principal.

Legal References

1. TCA 49-6-3007(h)
2. TCA 49-2-203(a)(7);TCA 49-6-3401(a)

Cross References

- Procedural Due Process 6.302
Interference/Disruption of School Activities 6.306
Bus Conduct 6.308

3. ~~TCA 49-6-4216~~; TCA 39-17-1309(b); ~~TCA 39-17-417~~
4. TCA 53-10-101; TCA 39-17-454
5. Public Acts of 2024, Chapter No. 882
6. Public Acts of 2024, Chapter No. 915; TCA 39-13-101
7. TCA 49-6-3401(i)
8. TCA 49-6-3401(b)
9. TCA 49-6-3401; *Goss v. Lopez*, 419 U.S. 565 (Ohio, 1975); 20 USCA § 1415

Zero Tolerance Offenses 6.309
Dress Codes 6.310
Discipline Procedures 6.313
Disciplinary Hearing Authority 6.317

Collierville Schools Board of Education

Monitoring: Review: Annually, in August	Descriptor Term: Admission of Suspended or Expelled Students	Descriptor Code: 6.318	Issued Date: 07/16/24
		Rescinds: 6.318	Issued: 08/23/22 03/04/14

1 The Board may deny admission of any student (except those in state custody) who has been expelled
2 or suspended from another school system in Tennessee or another state even though the student has
3 established residency in the system in which he/she seeks enrollment.

4 After a request for enrollment is made, the director of schools shall investigate the facts surrounding
5 the suspension/expulsion from the former school system. The principal may ask the
6 parent(s)/guardian(s) in writing if their student has been adjudicated delinquent for an offense listed in
7 TCA 49-6-3051 and submit any records to the Director of Schools.¹ Based on the results of the
8 investigation, the Director of Schools shall make a recommendation to the Board to approve or deny
9 the request.

10 The Board shall not deny enrollment beyond the length of the imposed suspension/expulsion.

11 A student may be dismissed if it is determined subsequent to the enrollment that the student has been
12 suspended or expelled from the former school system.²

Legal References

1. Public Acts of 2024, Chapter No. 721
2. TCA 49-6-3401(f); 20 USCA§ 1232g(b)(4), (h)

Cross References

School Admissions 6.203
Student Records 6.600

Collierville Schools Board of Education

Monitoring: Review: Annually, in May	Descriptor Term: Student Wellness	Descriptor Code: 6.411	Issued Date: 07/16/24
		Rescinds: 6.411	Issued: 05/23/17 07/12/16

1 This policy applies to Collierville Schools’ commitment to providing a school environment that enhances
2 learning and the development of lifelong wellness practices. This policy will be reviewed and updated
3 annually.

4 The Superintendent, or his designee, will be responsible for overseeing the school district’s compliance
5 with the Wellness Policy.¹

6 To accomplish these goals:

- 7 1. School Nutrition Programs shall comply with federal, state and local requirements.^{2,3,4}
- 8 2. School Nutrition Programs are accessible to all children - both through reimbursable school
9 meals and other foods available throughout the school campus – in accordance with Federal and
10 State Nutrition Standards.
- 11 3. Comprehensive Health Education shall be provided and promoted at all grade levels that will
12 help students learn and practice healthful behaviors throughout their lifetime.
- 13 4. Students shall have opportunities to be physically active before, during and after school.
- 14 5. All school-based activities are consistent with local wellness policy goals.
- 15 6. The school environment is safe, comfortable, pleasing, and allows adequate time and space for
16 eating meals.
- 17 7. School staff shall be encouraged and supported to practice healthy nutrition and physical activity
18 behaviors in and out of school.
- 19 8. The District shall establish and maintain an infrastructure for management, oversight,
20 implementation, communication about and monitoring of the policy and it’s established goals
21 and objectives.

22 **COORDINATED SCHOOL HEALTH**

23 Collierville Schools is committed to ensure that:

- 24 1. The Center for Disease Control’s (CDC’s) Coordinated School Health approach is implemented
25 to managing new and existing wellness-related programs and services at all schools. Such
26 programs shall be implemented in accordance with State Law and State Board of Education
27 Coordinated School Health (CSH) Standards and Guidelines.
- 28 2. Each school will complete the CDC’s School Health Index annually and base school goals on the
29 results.⁵

- 1 3. Each school will have a Healthy School Team consisting of teachers, students, parents and
2 administrators and will be required to hold Healthy School Team meetings four (4) times during
3 the school year.
- 4 4. An advisory council is established that shall serve as a resource to school sites for implementing
5 policies and procedures.^{6,7}
 - 6 a. The School Health Advisory Council shall consist of individuals representing the school
7 and community. The primary responsibilities of the council include but are not limited
8 to:
 - 9 1. Developing recommendations as to physical activity and nutrition policies.
 - 10 b. Collierville Schools will consider the recommendation of the Health Advisory Council in
11 making any policy changes that affect a healthy learning environment

12 **PHYSICAL ACTIVITY⁸**

13 Collierville Schools recognizes that physical activity is extremely important to the overall health of a
14 child. Schools shall support and promote physical activity by ensuring the following, at a minimum:

- 15 • All elementary students receive 130 minutes of physical activity each full school week with at
16 least one period of physical activity that is at least 15 minutes each day.
- 17 • All middle and high school students will receive 90 minutes of physical activity each full school
18 week.
- 19 • Physical activity may include walking, jumping rope, playing volleyball, or other forms of
20 physical activity that promote fitness and well-being.
- 21 • Recess and free play activities may be used to meet the requirements.
- 22 • Recess should be offered daily to all elementary students.
- 23 • Physical Education classes may be counted as physical activity, but physical activity may not
24 take the place of Physical Education Classes.
- 25 • Walking between classes during passing period is not considered physical activity.
- 26 • Physical activity shall not be withheld from a student as a punishment.

27 **NUTRITION GUIDELINES**

28 The nutrition guidelines for all foods and beverages offered for sale to students are as follows:

- 29 • Will be consistent with the meal pattern requirements and nutrition standards for competitive
30 foods developed by USDA Smart Snacks in School nutrition standards.
- 31 • For other non-sold foods and beverages made available on the school campus during the school
32 day, each school Principal shall monitor all such foods and beverages to ensure that non-sold
33 food and beverages comply as much as possible with USDA Smart Snack in School national
34 standards. However, it shall be the responsibility of each school Principal to ensure that non-sold
35 food items that do not comply with the Smart Snacks guidelines are kept to a minimum.

36 **CURRICULUM⁷**

37 All applicable courses of study should be based on State-approved curriculum standards.

1 EVALUATION OF EFFECTIVENESS OF THE WELLNESS POLICY

2 Collierville Schools Board of Education shall monitor the effectiveness of the school nutrition program
3 within a wide-range of student constituency groups. Evaluation results will be made public by posting
4 results on the Collierville Schools Coordinated School Health Webpage. Factors to be considered may
5 include, but are not limited to:

- 6 1. Participation rates in school meal programs;
- 7 2. Student satisfaction surveys to monitor the taste and quality of food and the effects of
8 consumption of healthy snacks on children's health, behavior, and school performance and to
9 monitor satisfaction with snack choices;
- 10 3. Parent satisfaction surveys to monitor the effects of consumption of healthy snacks on children's
11 health, behavior, and school performance and to monitor satisfaction with snack choices;
- 12 4. Frequency and types of health problems noted on school nurse logs;
- 13 5. Frequency and types of mental health and behavioral problems noted on counselor logs;
- 14 6. Incidence of student behavior infractions;
7. Teacher surveys of student's classroom behavior, attention span, and memory;
8. Test scores.

Legal References

1. TCA 49-1-1002
2. 42 U.S.C. 1758b (Section 204 of the Healthy,
Hunger-Free Kids Act of 2010 (Public Law 111-
296))
3. TRR/MS 0520-1-6, Child Nutrition Programs
4. 7 C.F.R. 210 and 220
5. 7 C.F.R. § 210.31(f)
6. State Board of Education Policy 4.204
7. State Board of Education Policy 4.206
8. Public Acts of 2016, Chapter No. 669

Cross References

Collierville Schools Board of Education

Monitoring: Review: Annually, in September	Descriptor Term: Library Materials	Descriptor Code: 4.403	Issued Date: 07/16/24
		Rescinds: 4.403	Issued: 09/27/22

1 The School Librarian shall be responsible for development of the library collection **development** located
2 in the school library. Teachers shall be responsible for library collection development for the materials
3 maintained in a teacher's classroom. Library materials are defined as print and non-print materials
4 curated, processed and inventoried by school librarians and/or classroom teachers in collaboration with
5 both the building principal and the Chief Academic Officer (or designee), but does not include materials
6 made available to students as part of a course curriculum. A list of library materials shall be posted
7 online. Prior to the purchase of new materials, librarians shall review the age and maturity level along
8 with the reading level of the selected items for suitability. A list of new materials shall be reviewed by
9 the building principal and the Chief Academic Officer (or designee).

10 Library materials shall be reviewed periodically to ensure the content aligns with state law and the
11 standards established below. Any materials found to be out of alignment with the standards shall be
12 removed. Discretion to remove books from the shelves of school libraries must be exercised in a manner
13 consistent with First Amendment principles. Material shall not be excluded from library collections
14 because of doctrinal approval/disapproval or based upon disagreement with viewpoints, political ideas
15 or social perspectives discussed in the books.¹

16 **STANDARDS²**

17 The library collection shall adhere to the following criteria:

- 18 1. Materials shall be suitable for and consistent with the educational mission of the school;
19
- 20 2. Materials shall be appropriate for the age and maturity levels of the students who may access
21 them. The determining factor will be based on an assessment of any mature themes or content
22 (i.e., violence, sexual content, vulgar language, substance abuse);
23
- 24 3. Materials shall contain literary, historical, and/or artistic value and merit; and
25
- 26 4. The collection as a whole shall offer a variety of viewpoints.

27 Any materials that meet the following criteria shall be removed and excluded from the school and/or
28 classroom library's collection:

- 29 1. Contains nudity, descriptions or depictions of sexual excitement, sexual conduct, excess
30 violence, or sadomasochistic abuse as defined in state law;
31

1 2. Are patently offensive as defined in state law; or

2
3 3. Appeal to the prurient interest as defined in state law.³

4 The School Librarian shall be responsible for periodically reviewing the district's library collection in
5 line with these established standards.

6 **COMPLAINTS⁴**

7 If a complaint is made by an employee, student, or parent/guardian of the school, this process is to be
8 followed:

- 9 1. School Librarian shall inform the complainant of the selection procedures and make no
10 commitments.
- 11 2. School Librarian shall request the complainant to submit a formal Request for Reconsideration
12 of Library Materials.
- 13 3. Inform the principal (and other appropriate personnel).
- 14 4. Keep challenged materials available for use during the reconsideration process.
- 15 5. Upon receipt of the completed form, the principal shall notify the Director of Schools.
- 16 6. The principal shall request review of the challenged materials by an ad hoc materials review
17 committee within fifteen (15) working days. The review committee is appointed by the principal
18 and includes certified library media personnel, representatives from classroom teachers, one or
19 more parents, and may include one or more students. The principal will inform the Director of
20 Schools of the review committee's progress.
- 21 7. The review committee shall take the following steps after receiving the challenged materials:
 - 22 a. Read, view or listen to the material in its entirety;
 - 23 b. Check general acceptance of the material by reading recognized and evaluative reviews;
 - 24 c. Determine the extent to which the material is appropriate for the age and maturity levels
25 of the students who have access to the materials and whether the material is suitable for,
26 and consistent with, the educational mission of the school;
 - 27 d. Complete the appropriate Checklist for Reconsideration of Library Materials, judging
28 the material for its strength and value; and
 - 29 e. Present recommendation to principal for further action and to the Director of Schools
30 and Chief Academic Officer for purposes of information.

- 1 8. The Board shall review the recommendation presented by the review committee and make the
2 determination whether the material is appropriate for the age and maturity levels of the students
3 who have access to the materials and whether the material is suitable for, and consistent with,
4 the educational mission of the school. **The Board shall review the findings and affirm, overturn,
5 or modify the decision within sixty (60) days from which the feedback was received.**
6
7 9. If it determined that the material is not appropriate for the age and maturity levels of the students
8 who have access to them or is not suitable for, and consistent with, the educational mission of
9 the school, the Board shall require the school to remove the material from the library collection.

Legal References

1. Board of Education *Island Trees/Union Free School
26 District v. Pico*, 457 U.S. 853, 102 S. Ct. 2799 (1982), **TCA 49-6-
3803**
2. **Public Acts of 2024, Chapter No. 782**
3. **TCA 39-17-901**
4. **TCA 49-6-3803**

Cross Reference

Textbooks and Instructional Materials 4.400
School and System Websites 4.407
Controversial Materials 4.801