

Board of Education Regular Meeting
Monday, August 12, 2019 7:00 PM
High School Library
P.O. Box 8400
Ravenna, NE 68869-8400

1. NOTICE: 2019-20 Budget Planning will be discussed at 7:00 PM, for approximately 1 hour. Other board agenda items will be addressed immediately following Budget Planning beginning at approximately 8:00 PM.
2. Call to Order and Roll Call - Open Meeting Law
3. Excuse Absent Board Members
4. The Pledge of Allegiance
5. Recitation of School Mission Statement: Preparing Students Today to Succeed Tomorrow: Family-Community-School
6. Approval of Agenda
7. Financial Report
8. Consent Agenda
 - 8.1. Discuss, consider, and take all necessary action to minutes
 - 8.2. Discuss, consider, and take all necessary action to bills
 - 8.3. Discuss, consider, and take all action necessary regarding interlocal agreement with Fullerton Public Schools for the purpose of receiving distance learning family & consumer science courses for the 2019-20 school year
 - 8.4. Discuss, consider, and take all action necessary to declaring high school library books as surplus
9. Request to Address the Board and Correspondence
10. Blue Jay Celebration of Success-ALICAP SAFETY HONOR ROLL
11. ABC Bluejay Staff Member of the Month-Building, Grounds, & Tech Departments
12. Information and Action Items

- 12.1. Discuss, consider, and take all action necessary to transferring funds from the General Fund to the Lunch Fund
 - 12.2. Discuss, consider, and take all action necessary to entering into an interlocal agreement with the REDC and the City of Ravenna
 - 12.3. Discuss, consider, and take all action necessary to making board member appointments to the Committee on American Civics
 - 12.4. Discuss, consider, and take all action necessary to bids for the addition of a pickup truck to maintenance department
 - 12.5. Discuss, consider and take all action to Ravenna School Board Policies contained in the annual policy review, to include policy #'s: 2002, 2006, 2014, 2017, 3003.1, 3004.1, 3016, 3028, 3039, 3046, 3050, 3051, 3052, 3053, 4048, 4052, 5002, 5016, 5017, 5022, 5035, & 5063.
13. Discussion Items
 - 13.1. Discuss, consider, and take all action necessary to 2019-20 Budget Planning
14. Elementary Principal's Report
 - Great turn out for our open house today
 - Thanks to Dan and Crew for another great summer.... the building looks great.
 - It was down to the wire but we are fully staffed with the addition of 2 paras on Friday.
 - 15.
16. Secondary Principal's Report
 17. Superintendent's Report
 18. Board Report-Superintendent Evaluation Instrument
 19. Positive Comments
 20. Adjournment

Ravenna Public Schools
Fund Balance Report
July 31, 2019

Special Building

Last month ending balance	\$	488,070.59
Buffalo Co Taxes	\$	5,175.18
Sherman Co Taxes	\$	310.29
Interest	\$	354.49
Check(s)	\$	-
Bank Statement Balance	\$	493,910.55

Depreciation Fund

Last month ending balance	\$	50,715.54
Interest		\$8.73
Ins. Proceeds		\$0.00
Transfer		\$0.00
Check(s)		(\$33,979.00)
Bank Statement Balance	\$	16,745.27

Employee Benefit Fund

Last month ending balance	\$	14,724.83
Interest	\$	3.75
Check(s)	\$	-
Bank Statement Balance	\$	14,728.58

Qualified Cap

Last month ending balance	\$	165,290.49
Buffalo Co Taxes	\$	1,195.73
Sherm Co Taxes	\$	86.72
US Treas.		
Interest	\$	119.83
check(s)	\$	-
Bank Statement Balance	\$	166,692.77

08/10/2019 06:21 AM

User ID: HGB

PO Number	Invoice Number	Vendor Name	Invoice Date	Amount
Account Number		Detail Description		Amount
Checking Account ID 01		Fund Number 01	General	
	2845321	ACCO Brands USA LLC	06/27/2019	734.88
01 1100 410 001 000		Gen Supplies Secon		367.44
01 1100 410 002 000		Gen Supplies Elem		367.44
Total	ACCO Brands USA LLC			734.88
	INV-011389	Amplify Education, Inc.	05/31/2019	28,832.08
01 1100 640 002 000		Textbooks Elem		28,832.08
Total	Amplify Education, Inc.			28,832.08
	32274	ANDERSON BROS. Electric, Plumbing & Heating, Inc.	07/09/2019	288.60
01 2620 319 001 000		Other Pur Ser Secon		144.30
01 2620 319 002 000		Other Purch Ser Elem		144.30
Total	ANDERSON BROS. Electric, Plumbing & Heating, Inc.			288.60
	18575	BAMFORD INC	07/18/2019	950.00
01 2620 318 001 000		Con/ser Repair Secon		475.00
01 2620 318 002 000		Cont/ser Repair Elem		475.00
Total	BAMFORD INC			950.00
	39893	BEHAVIOR ANALYSTS, INC	05/16/2019	900.00
01 1229 460 002 000		Comp Software Elem		450.00
01 1222 460 001 000		Comp Software Secon		450.00
Total	BEHAVIOR ANALYSTS, INC			900.00
	00937	BLACK HILLS ENERGY	07/22/2019	31.91
01 2610 621 001 000		Fuel Secon		15.96
01 2610 621 002 000		Fuel Elem		15.95
	00938	BLACK HILLS ENERGY	07/22/2019	297.33
01 2610 621 001 000		Fuel Secon		148.66
01 2610 621 002 000		Fuel Elem		148.67
Total	BLACK HILLS ENERGY			329.24
	1575409	BLICK ART MATERIALS	05/21/2019	115.36
01 2120 410 002 000		Supplies Elem		8.63
01 1111 411 002 000		Grade 1 Materials		10.08
01 1190 410 002 000		PreK Supplies		78.33
01 1123 411 001 000		Soc Stud Materials		18.32
	1575897	BLICK ART MATERIALS	05/21/2019	78.33
01 1117 411 002 000		Elem Art Materials		78.33
	1586339	BLICK ART MATERIALS	05/23/2019	625.42
01 1111 411 002 000		Grade 1 Materials		1.99
01 1127 411 001 000		Secon Art Materials		623.43
	1593980	BLICK ART MATERIALS	05/21/2019	215.72
01 1127 411 001 000		Secon Art Materials		215.72
Total	BLICK ART MATERIALS			1,034.83
	905333429	BSN SPORTS INC	07/13/2019	37.78
01 1112 411 002 000		Grade 2 Materials		17.51
01 1116 411 002 000		Grade 6 Materials		20.27
Total	BSN SPORTS INC			37.78
	3594170	CHEMSEARCH	06/28/2019	1,987.90

PO Number	Invoice Number	Vendor Name	Invoice Date	Amount
Account Number		Detail Description		Amount
01 2620 319 001 000		Other Pur Ser Secon		993.95
01 2620 319 002 000		Other Purch Ser Elem		993.95
Total	CHEMSEARCH			1,987.90
	357.july19	CITY OF RAVENNA	07/29/2019	494.33
01 2610 323 001 000		Water Sewer Secon		247.17
01 2610 323 002 000		Water Sewer Elem		247.16
	760.july19	CITY OF RAVENNA	07/29/2019	77.50
01 2610 323 001 000		Water Sewer Secon		38.75
01 2610 323 002 000		Water Sewer Elem		38.75
Total	CITY OF RAVENNA			571.83
	0001758	CRISISGO, INC	08/07/2019	1,150.00
01 1100 460 001 000		Comp Software Secon		575.00
01 1100 460 002 000		Comp Software Elem		575.00
Total	CRISISGO, INC			1,150.00
	1173311	DAS State Accounting - Central Finance	07/01/2019	229.49
01 1100 381 000 000		INTERNET SERVICES		229.49
Total	DAS State Accounting - Central Finance			229.49
	INV-754943	EAKES OFFICE PLUS	07/15/2019	1,398.70
01 1100 410 001 000		Gen Supplies Secon		699.35
01 1100 410 002 000		Gen Supplies Elem		699.35
	INV143961	EAKES OFFICE PLUS	07/11/2019	627.84
01 1100 410 001 000		Gen Supplies Secon		313.92
01 1100 410 002 000		Gen Supplies Elem		313.92
Total	EAKES OFFICE PLUS			2,026.54
	7321502	Ecolab Food Safety	07/16/2019	70.18
01 2620 319 001 000		Other Pur Ser Secon		35.09
01 2620 319 002 000		Other Purch Ser Elem		35.09
Total	Ecolab Food Safety			70.18
	7321502	ECOLAB PEST ELIM DIV	07/16/2019	70.18
01 2620 319 001 000		Other Pur Ser Secon		35.09
01 2620 319 002 000		Other Purch Ser Elem		35.09
Total	ECOLAB PEST ELIM DIV			70.18
	180300.july19	ESU #10	08/01/2019	816.11
01 2212 319 002 000		Purch Prof Ser Elem		190.00
01 2212 319 001 000		Purch Prof Ser Secon		200.00
01 1290 313 000 000		PRE SCHL SPEECH (3-5)		128.03
01 1292 313 002 602		Pre Speech (0-2)		298.08
Total	ESU #10			816.11
	AEPA001233	ESU COORDINATING COUNCIL	07/16/2019	700.00
01 1100 460 001 000		Comp Software Secon		350.00
01 1100 460 002 000		Comp Software Elem		350.00
Total	ESU COORDINATING COUNCIL			700.00
	837326.july19	FARMERS CO-OPERATIVE ASSOC	07/25/2019	26.25
01 2710 337 000 000		Tires And Parts		26.25

PO Number	Invoice Number	Vendor Name	Invoice Date	Amount
Account Number		Detail Description		Amount
Total	FARMERS CO-OPERATIVE ASSOC			26.25
	1012923	Green Line Equipment - GI	07/12/2019	43.95
01 2620 319 001 000		Other Pur Ser Secon		43.95
Total	Green Line Equipment - GI			43.95
	12217	HEARTLAND REFRIGERATION LLC	07/10/2019	414.47
01 2620 319 001 000		Other Pur Ser Secon		414.47
Total	HEARTLAND REFRIGERATION LLC			414.47
	499643021	Home Depot Pro, The	06/28/2019	164.16
01 2610 410 001 000		Supplies Secon		82.08
01 2610 410 002 000		Supplies Elem		82.08
	501253041	Home Depot Pro, The	07/10/2019	321.64
01 2610 410 001 000		Supplies Secon		160.82
01 2610 410 002 000		Supplies Elem		160.82
	503864993	Home Depot Pro, The	07/25/2019	321.64
01 2610 410 001 000		Supplies Secon		160.82
01 2610 410 002 000		Supplies Elem		160.82
	504560244	Home Depot Pro, The	07/30/2019	35.19
01 2610 410 001 000		Supplies Secon		35.19
Total	Home Depot Pro, The			842.63
	12795338.aug19	Hometown Leasing	08/08/2019	671.85
01 1100 327 001 000		LEASED EQUIP		335.93
01 1100 327 002 000		LEASED EQUIP		335.92
Total	Hometown Leasing			671.85
	954362647	HOUGHTON MIFFLIN HARCOURT PUBLISHING CO	06/03/2019	514.36
01 1112 413 002 000		Expendable Wrkbk		514.36
	954367426	HOUGHTON MIFFLIN HARCOURT PUBLISHING CO	05/31/2019	2,404.12
01 1116 413 002 000		Expendable Wrkbk		296.05
01 1115 413 002 000		Expendable Wrkbk		362.90
01 1114 413 002 000		Expendable Wrkbk		286.50
01 1113 413 002 000		Expendable Wrkbk		729.75
01 1112 413 002 000		Expendable Wrkbk		262.80
01 1111 413 002 000		Expendable Wrkbk		267.40
01 1100 410 002 000		Gen Supplies Elem		198.72
	954383518	HOUGHTON MIFFLIN HARCOURT PUBLISHING CO	06/13/2019	256.42
01 1113 413 002 000		Expendable Wrkbk		104.68
01 1115 413 002 000		Expendable Wrkbk		151.74
Total	HOUGHTON MIFFLIN HARCOURT PUBLISHING CO			3,174.90
	6882	IDEAL PROFESSIONAL CLEANERS	07/01/2019	454.85
01 1128 319 001 000		Other Purchased Services		454.85
Total	IDEAL PROFESSIONAL CLEANERS			454.85
	IN2582697	Innovative Office Solutions, LLC	07/09/2019	1,601.01
01 1120 411 001 000		Lang Arts Materials		50.09
01 1100 410 002 000		Gen Supplies Elem		461.07
01 1127 411 001 000		Secon Art Materials		254.59
01 1123 411 001 000		Soc Stud Materials		21.05

PO Number	Invoice Number	Vendor Name	Invoice Date	Amount
Account Number		Detail Description		Amount
01 1110 411 002 000		Kingrt Materials		71.93
01 1130 411 001 000		FCS Instr Materials		19.88
01 2510 410 000 000		Supplies		271.32
01 1116 411 002 000		Grade 6 Materials		36.40
01 2410 410 002 000		Supplies Elem		17.64
01 1222 411 001 000		Instruc Mater Secon		17.64
01 2410 410 001 000		Supplies Secon		27.68
01 2610 410 002 000		Supplies Elem		34.49
01 1125 411 001 000		Instr Materials		11.96
01 1121 411 001 000		Math Materials		46.26
01 2222 410 001 000		Supplies Secon		47.83
01 2222 410 002 000		Supplies Elem		47.83
01 1222 411 001 000		Instruc Mater Secon		67.71
01 1115 411 002 000		Grade 5 Materials		50.26
01 1122 411 001 000		Materials		45.38
	IN2588736	Innovative Office Solutions, LLC	07/15/2019	17.88
01 2510 410 000 000		Supplies		17.88
	IN2597633	Innovative Office Solutions, LLC	07/22/2019	10.70
01 1116 411 002 000		Grade 6 Materials		10.70
	IN2608656	Innovative Office Solutions, LLC	07/30/2019	19.75
01 2510 410 000 000		Supplies		19.75
Total	Innovative Office Solutions, LLC			1,649.34
	01712812	JONES SCHOOL SUPPLY CO INC	08/06/2019	25.89
01 1122 411 001 000		Materials		25.89
Total	JONES SCHOOL SUPPLY CO INC			25.89
	10325443	JourneyEd.com, Inc.	07/08/2019	1,250.00
01 1100 460 001 000		Comp Software Secon		625.00
01 1100 460 002 000		Comp Software Elem		625.00
Total	JourneyEd.com, Inc.			1,250.00
	2460.july19	K & B PARTS	07/31/2019	53.85
01 2710 337 000 000		Tires And Parts		53.85
	2460.june19	K & B PARTS	07/01/2019	228.35
01 2710 337 000 000		Tires And Parts		228.35
Total	K & B PARTS			282.20
	70577850	KEARNEY HUB	08/04/2019	7.10
01 2310 350 000 000		Advertising & Print		7.10
Total	KEARNEY HUB			7.10
	6594	KSB SCHOOL LAW, PC LLO	08/02/2019	2,910.00
01 2330 317 000 000		LEGAL SERVICES		2,910.00
Total	KSB SCHOOL LAW, PC LLO			2,910.00
	9639	LifeGuard MD, Inc.	06/03/2019	185.00
01 2130 410 000 000		Health Supplies		185.00
Total	LifeGuard MD, Inc.			185.00
	GV330	LINCOLN MARRIOTT CORNHUSKER	08/06/2019	357.00
01 2410 670 001 000		Travel Secon		119.00
01 2410 670 002 000		Travel Elem		119.00
01 2320 670 000 000		Travel		119.00

08/10/2019 06:21 AM

User ID: HGB

PO Number	Invoice Number	Vendor Name	Invoice Date	Amount
Account Number		Detail Description		Amount
Total	LINCOLN MARRIOTT CORNHUSKER			357.00
	585618	Mackin Education Resources	06/12/2019	986.69
01 2222 640 002 000		Library Books Elem		986.69
	585808	Mackin Education Resources	06/13/2019	1,209.76
01 2222 640 001 000		Library Books Secon		1,209.76
	587581	Mackin Education Resources	06/25/2019	182.04
01 2222 640 002 000		Library Books Elem		182.04
	587772	Mackin Education Resources	06/26/2019	296.15
01 2222 640 001 000		Library Books Secon		296.15
Total	Mackin Education Resources			2,674.64
	84889	MERNARDS - KEARNEY	07/22/2019	45.94
01 2610 410 001 000		Supplies Secon		45.94
Total	MERNARDS - KEARNEY			45.94
	134070	MIDWEST FLOOR SPECIALISTS	07/10/2019	247.50
01 2610 410 001 000		Supplies Secon		123.75
01 2610 410 002 000		Supplies Elem		123.75
	134097	MIDWEST FLOOR SPECIALISTS	07/25/2019	2,030.00
01 2620 318 002 000		Cont/ser Repair Elem		2,030.00
Total	MIDWEST FLOOR SPECIALISTS			2,277.50
	2104690	MIDWEST TECHNOLOGY PRODUCTS	05/31/2019	55.14
01 1122 411 001 000		Materials		55.14
	2104691	MIDWEST TECHNOLOGY PRODUCTS	05/22/2019	801.25
01 1131 411 001 000		Instruc Materials		801.25
	2104853-00	MIDWEST TECHNOLOGY PRODUCTS	05/31/2019	1,670.40
01 1131 411 001 000		Instruc Materials		1,670.40
	2105828	MIDWEST TECHNOLOGY PRODUCTS	07/02/2019	171.49
01 1122 411 001 000		Materials		55.14
01 1123 411 001 000		Soc Stud Materials		65.50
01 1125 411 001 000		Instr Materials		19.80
01 2222 410 001 000		Supplies Secon		31.05
Total	MIDWEST TECHNOLOGY PRODUCTS			2,698.28
	e13199-603391	NCSA	07/22/2019	210.00
01 2320 630 000 000		Dues And Fees		210.00
Total	NCSA			210.00
	52744.july19	NE PUBLIC POWER DISTRICT	07/30/2019	125.28
01 2610 622 001 000		Electricity Secon		62.64
01 2610 622 002 000		Electricity Elem		62.64
	52749.july19	NE PUBLIC POWER DISTRICT	07/30/2019	51.05
01 2610 622 001 000		Electricity Secon		25.52
01 2610 622 002 000		Electricity Elem		25.53
	52754.july19	NE PUBLIC POWER DISTRICT	07/30/2019	68.35
01 2610 622 001 000		Electricity Secon		34.18
01 2610 622 002 000		Electricity Elem		34.17
	52759.july19	NE PUBLIC POWER DISTRICT	07/30/2019	3,588.42
01 2610 622 001 000		Electricity Secon		1,794.21
01 2610 622 002 000		Electricity Elem		1,794.21
	52765.july19	NE PUBLIC POWER DISTRICT	07/30/2019	70.77
01 2610 622 001 000		Electricity Secon		35.38

08/10/2019 06:21 AM

User ID: HGB

PO Number	Invoice Number	Vendor Name	Invoice Date	Amount
Account Number		Detail Description		Amount
01 2610 622 002 000		Electricity Elem		35.39
	52769.july19	NE PUBLIC POWER DISTRICT	08/02/2019	45.12
01 2610 622 001 000		Electricity Secon		22.56
01 2610 622 002 000		Electricity Elem		22.56
Total		NE PUBLIC POWER DISTRICT		3,948.99
	INV-03975-R5Q9Q4	NEBR ASSOC OF SCHOOL BOARDS	07/09/2019	288.00
01 2320 630 000 000		Dues And Fees		72.00
01 2310 630 000 000		Dues And Fees		216.00
	INV-03976-Z9V4C3	NEBR ASSOC OF SCHOOL BOARDS	07/10/2019	72.00
01 2310 630 000 000		Dues And Fees		72.00
	INV-04043-M0C1L0	NEBR ASSOC OF SCHOOL BOARDS	07/17/2019	72.00
01 2310 630 000 000		Dues And Fees		72.00
Total		NEBR ASSOC OF SCHOOL BOARDS		432.00
	20335789	NEBR CENTRAL TELEPHONE CO	07/16/2019	333.21
01 2510 342 001 000		Telephone Secon		166.60
01 2510 342 002 000		Telephone Elem		166.61
	20336804	NEBR CENTRAL TELEPHONE CO	07/16/2019	107.86
01 2510 342 001 000		Telephone Secon		53.93
01 2510 342 002 000		Telephone Elem		53.93
	20337075	NEBR CENTRAL TELEPHONE CO	07/16/2019	33.34
01 2510 342 001 000		Telephone Secon		16.67
01 2510 342 002 000		Telephone Elem		16.67
Total		NEBR CENTRAL TELEPHONE CO		474.41
	22750	NORTHWEST EVALUATION ASSOCIATION	07/03/2019	2,945.00
01 1100 460 001 000		Comp Software Secon		1,472.50
01 1100 460 002 000		Comp Software Elem		1,472.50
Total		NORTHWEST EVALUATION ASSOCIATION		2,945.00
	1882-20190731	ONE SOURCE SERVICES	07/31/2019	124.00
01 2310 318 000 000				124.00
Total		ONE SOURCE		124.00
	21019-1314360	PAYFLEX SYSTEMS USA INC	07/10/2019	100.00
01 2310 630 000 000		Dues And Fees		100.00
Total		PAYFLEX SYSTEMS USA INC		100.00
	2619R	PDQ.com	07/03/2019	900.00
01 1100 460 001 000		Comp Software Secon		450.00
01 1100 460 002 000		Comp Software Elem		450.00
Total		PDQ.com		900.00
	051900066	PLATTE VALLEY COMMUNICATIONS	07/18/2019	206.77
01 2710 338 000 000		Purchased Repair		206.77
Total		PLATTE VALLEY COMMUNICATIONS		206.77
	18602	PRAIRIE HILLS WIRELESS, LLC	08/01/2019	60.00
01 1100 381 000 000		INTERNET SERVICES		60.00
Total		PRAIRIE HILLS WIRELESS, LLC		60.00

08/10/2019 06:21 AM

User ID: HGB

PO Number	Invoice Number	Vendor Name	Invoice Date	Amount
Account Number		Detail Description		Amount
	107479	Protex Central, Inc.	07/31/2019	16.00
01 2620 319 002 000		Other Purch Ser Elem		16.00
Total		Protex Central, Inc.		16.00
	1819-583	Psota, Gary	07/09/2019	39.50
01 2710 690 000 000		Other Exp		39.50
Total		Psota, Gary		39.50
	S1391058.001	PYRAMID SCHOOL PRODUCTS	05/28/2019	132.72
01 2610 410 001 000		Supplies Secon		66.36
01 2610 410 002 000		Supplies Elem		66.36
Total		PYRAMID SCHOOL PRODUCTS		132.72
	7431137	QUILL CORP.	05/17/2019	170.97
01 2222 410 001 000		Supplies Secon		170.97
	7459188	QUILL CORP.	05/20/2019	33.51
01 1117 411 002 000		Elem Art Materials		33.51
	7460099	QUILL CORP.	05/20/2019	32.26
01 1190 410 002 000		PreK Supplies		32.26
Total		QUILL CORP.		236.74
	0993809	Rapids	05/03/2019	19.20
01 1222 411 001 000		Instruc Mater Secon		6.76
01 2222 410 002 000		Supplies Elem		12.44
Total		Rapids		19.20
	CON006276	RASMUSSEN MECHANICAL SERVICE CORP	07/31/2019	929.00
01 2620 319 001 000		Other Pur Ser Secon		464.50
01 2620 319 002 000		Other Purch Ser Elem		464.50
Total		RASMUSSEN MECHANICAL SERVICE CORP		929.00
	ads.050619	RAVENNA NEWS	06/30/2019	502.66
01 2310 350 000 000		Advertising & Print		502.66
Total		RAVENNA NEWS		502.66
	trash.july19	RAVENNA SANITATION	07/31/2019	472.80
01 2620 318 001 000		Con/ser Repair Secon		236.40
01 2620 318 002 000		Cont/ser Repair Elem		236.40
Total		RAVENNA SANITATION		472.80
	6894076	REALLY GOOD STUFF LLC	05/31/2019	56.93
01 1114 411 002 000		Grade 4 Materials		56.93
Total		REALLY GOOD STUFF LLC		56.93
	s1452457.001	REAMS SPRINKLER SUPPLY	07/02/2019	101.31
01 2620 318 001 000		Con/ser Repair Secon		50.66
01 2620 318 002 000		Cont/ser Repair Elem		50.65
Total		REAMS SPRINKLER SUPPLY		101.31
	INV4493569	RENAISSANCE LEARNING, INC	07/29/2019	3,072.60
01 1100 460 002 000		Comp Software Elem		3,072.60
Total		RENAISSANCE LEARNING, INC		3,072.60

08/10/2019 06:21 AM

User ID: HGB

PO Number	Invoice Number	Vendor Name	Invoice Date	Amount
Account Number		Detail Description		Amount
	IN100135936	S&S WORLDWIDE	05/22/2019	85.62
01 1113 411 002 000		Grade 3 Materials		25.90
01 2120 410 002 000		Supplies Elem		22.74
01 1112 411 002 000		Grade 2 Materials		36.98
	IN100160073	S&S WORLDWIDE	06/14/2019	36.25
01 1100 410 002 000		Gen Supplies Elem		36.25
Total S&S WORLDWIDE				<u>121.87</u>
	M6721356	SCHOLASTIC INC	07/24/2019	151.80
01 1111 412 002 000		Classroom Periodical		151.80
	M6743862	SCHOLASTIC INC	07/24/2019	631.18
01 1110 412 002 000		Classroom Periodical		202.40
01 1115 412 002 000		Classroom Periodical		186.78
01 1190 410 002 000		PreK Supplies		242.00
	M67662858	SCHOLASTIC INC	07/24/2019	296.67
01 1120 412 001 000		Classroom Periodical		296.67
Total SCHOLASTIC INC				<u>1,079.65</u>
	3593848	SCHOOL HEALTH CORPORATION	05/23/2019	78.76
01 2610 410 001 000		Supplies Secon		39.38
01 2610 410 002 000		Supplies Elem		39.38
Total SCHOOL HEALTH CORPORATION				<u>78.76</u>
	208122893182	SCHOOL SPECIALTY INC	05/20/2019	602.61
01 1111 411 002 000		Grade 1 Materials		30.28
01 1222 411 001 000		Instruc Mater Secon		55.93
01 1120 411 001 000		Lang Arts Materials		38.21
01 1113 411 002 000		Grade 3 Materials		6.90
01 1114 411 002 000		Grade 4 Materials		2.30
01 1100 410 002 000		Gen Supplies Elem		30.84
01 1132 411 001 000		Foreign Lang Mater		33.65
01 1116 411 002 000		Grade 6 Materials		5.38
01 2510 410 000 000		Supplies		5.69
01 1122 411 001 000		Materials		69.46
01 1115 411 002 000		Grade 5 Materials		11.73
01 1121 411 001 000		Math Materials		7.66
01 1110 411 002 000		Kingrt Materials		4.16
01 1100 410 001 000		Gen Supplies Secon		297.31
01 1126 411 001 000		Instr Materials		3.11
	208122897062	SCHOOL SPECIALTY INC	05/21/2019	19.86
01 1111 411 002 000		Grade 1 Materials		4.04
01 1222 411 001 000		Instruc Mater Secon		15.82
	208122897553	SCHOOL SPECIALTY INC	05/21/2019	63.90
01 1122 411 001 000		Materials		63.90
	208122904009	SCHOOL SPECIALTY INC	05/22/2019	57.90
01 1111 411 002 000		Grade 1 Materials		57.90
	208122904067	SCHOOL SPECIALTY INC	05/22/2019	166.02
01 1190 410 002 000		PreK Supplies		166.02
	208122904115	SCHOOL SPECIALTY INC	05/22/2019	190.64
01 1121 411 001 000		Math Materials		5.71
01 1123 411 001 000		Soc Stud Materials		37.82
01 2222 410 001 000		Supplies Secon		39.73
01 2120 410 001 000		Supplies Secon		36.23
01 2510 410 000 000		Supplies		71.15
	208122904161	SCHOOL SPECIALTY INC	05/22/2019	260.20

08/10/2019 06:21 AM

User ID: HGB

PO Number	Invoice Number	Vendor Name	Invoice Date	Amount
Account Number		Detail Description		Amount
01 1100 410 002 000		Gen Supplies Elem		172.06
01 1111 411 002 000		Grade 1 Materials		61.21
01 1113 411 002 000		Grade 3 Materials		10.04
01 1118 411 002 000		Music Materials		16.89
	208122904164	SCHOOL SPECIALTY INC	05/21/2029	51.82
01 1131 411 001 000		Instruc Materials		51.82
	208122910346	SCHOOL SPECIALTY INC	05/23/2019	87.72
01 2610 410 002 000		Supplies Elem		87.72
	208122976149	SCHOOL SPECIALTY INC	06/07/2019	144.62
01 1121 411 001 000		Math Materials		144.62
	208122991040	SCHOOL SPECIALTY INC	06/11/2019	1.76
01 1111 411 002 000		Grade 1 Materials		1.76
Total	SCHOOL SPECIALTY INC			1,647.05
	1819-600	SCHROEDER, KENNETH	08/08/2019	40.00
01 2320 690 000 000		Other Misc Exp		40.00
Total	SCHROEDER, KENNETH			40.00
	918.1920	SOFTWARE UNLIMITED INC	07/01/2019	5,400.00
01 2510 460 000 000		Computer Software		5,400.00
Total	SOFTWARE UNLIMITED INC			5,400.00
	3414085779	STAPLES	05/17/2019	141.67
01 2510 410 000 000		Supplies		141.67
	3414368988	STAPLES	05/21/2019	31.59
01 1131 411 001 000		Instruc Materials		31.59
	3414368989	STAPLES	05/21/2019	8.52
01 2120 410 002 000		Supplies Elem		8.52
	3414439799	STAPLES	05/25/2019	21.69
01 2510 410 000 000		Supplies		21.69
	3414439800	STAPLES	05/22/2019	37.19
01 1190 410 002 000		PreK Supplies		37.19
	3414439801	STAPLES	05/22/2019	19.69
01 1190 410 002 000		PreK Supplies		19.69
	3414439802	STAPLES	05/22/2019	19.69
01 1190 410 002 000		PreK Supplies		19.69
	3414439803	STAPLES	05/22/2019	21.69
01 1190 410 002 000		PreK Supplies		21.69
	3414827541	STAPLES	05/25/2019	15.49
01 1126 411 001 000		Instr Materials		15.49
	3416528150	STAPLES	06/13/2019	207.89
01 2610 410 002 000		Supplies Elem		44.24
01 2510 410 000 000		Supplies		163.65
Total	STAPLES			525.11
	260677	STUDIES WEEKLY	05/31/2019	219.60
01 1113 412 002 000		Classroom Periodical		219.60
Total	STUDIES WEEKLY			219.60
	2127244-IN	TAYLOR MUSIC INC	07/29/2019	1,485.00
01 1128 319 001 000		Other Purchased Services		742.50
01 1128 319 002 000		Other Purchased Services		742.50
Total	TAYLOR MUSIC INC			1,485.00

08/10/2019 06:21 AM

User ID: HGB

PO Number	Invoice Number	Vendor Name	Invoice Date	Amount
Account Number		Detail Description		Amount
	0357149-IN	TEACHING STRATEGIES	07/15/2019	489.95
01 1100 460 002 000		Comp Software Elem		489.95
Total	TEACHING STRATEGIES			489.95
	180208	TROXELL COMMUNICATIONS, INC.	05/28/2019	33.87
01 1111 411 002 000		Grade 1 Materials		33.87
	185576	TROXELL COMMUNICATIONS, INC.	06/23/2019	296.56
01 1120 411 001 000		Lang Arts Materials		148.28
01 1126 411 001 000		Instr Materials		148.28
Total	TROXELL COMMUNICATIONS, INC.			330.43
	usbank.july2019	U.S. Bank	07/25/2019	3,949.04
01 2510 531 000 000		POSTAGE		19.50
01 2610 410 002 000		Supplies Elem		1,668.00
01 3135 410 000 000		High Abilt Learn Supplies		459.08
01 1222 410 001 000		Gen Supplies		16.55
01 1124 411 001 000		Computer Parts-etc		593.02
01 1124 411 002 000		Computer Parts-etc		593.01
01 1100 410 002 000		Gen Supplies Elem		599.88
Total	U.S. Bank			3,949.04
	5524529	US Foods - Grand Island	07/29/2019	389.20
01 2610 410 001 000		Supplies Secon		194.60
01 2610 410 002 000		Supplies Elem		194.60
Total	US Foods - Grand Island			389.20
	4960080201906	Verizon Business	07/01/2019	55.76
01 2510 342 002 000		Telephone Elem		27.88
01 2510 342 001 000		Telephone Secon		27.88
	4960080201907	Verizon Business	08/07/2019	79.86
01 2510 342 001 000		Telephone Secon		39.93
01 2510 342 002 000		Telephone Elem		39.93
Total	Verizon Business			135.62
	9834875394	VERIZON WIRELESS	07/25/2019	173.42
01 2510 342 001 000		Telephone Secon		86.71
01 2510 342 002 000		Telephone Elem		86.71
Total	VERIZON WIRELESS			173.42
	eap.1stqtr.1920	WHOLENESS HEALING EAP	08/01/2019	800.00
01 2310 630 000 000		Dues And Fees		800.00
Total	WHOLENESS HEALING EAP			800.00
	rps.july19	WILKE'S TRUE VALUE	07/31/2019	138.97
01 1222 411 001 000		Instruc Mater Secon		21.91
01 2610 410 001 000		Supplies Secon		78.92
01 2610 410 002 000		Supplies Elem		38.14
Total	WILKE'S TRUE VALUE			138.97
	406509	YANDA'S MUSIC	06/28/2019	46.14
01 1128 318 001 000		Instrument Repair Secon		46.14
	406510	YANDA'S MUSIC	06/28/2019	43.25
01 1128 318 001 000		Instrument Repair Secon		43.25
	406532	YANDA'S MUSIC	06/28/2019	28.50

08/10/2019 06:21 AM

User ID: HGB

PO Number	Invoice Number	Vendor Name	Invoice Date	Amount
Account Number		Detail Description		Amount
01 1128 318 001 000		Instrument Repair Secon		28.50
	406540	YANDA'S MUSIC	06/28/2019	38.28
01 1128 318 001 000		Instrument Repair Secon		38.28
	406567	YANDA'S MUSIC	06/28/2019	34.03
01 1128 318 001 000		Instrument Repair Secon		34.03
	406770	YANDA'S MUSIC	07/01/2019	46.78
01 1128 318 001 000		Instrument Repair Secon		46.78
	406774	YANDA'S MUSIC	07/01/2019	37.00
01 1128 318 001 000		Instrument Repair Secon		37.00
	406782	YANDA'S MUSIC	07/01/2019	19.28
01 1128 318 001 000		Instrument Repair Secon		19.28
	406797	YANDA'S MUSIC	07/01/2019	18.00
01 1128 318 001 000		Instrument Repair Secon		18.00
	406832	YANDA'S MUSIC	07/01/2019	46.78
01 1128 318 001 000		Instrument Repair Secon		46.78
	410187	YANDA'S MUSIC	07/31/2019	1,549.80
01 1128 411 001 000		Instr Materials		1,549.80
Total YANDA'S MUSIC				<u>1,907.84</u>
Fund Number 01				<u>94,613.57</u>
Checking Account ID 01				<u>94,613.57</u>

Expenditure Report by Op. Unit/Function

Account Number	Account Description	Revised Budget	During Month	Expenditures to Date	% of Budget	Balance at EOM	Encumbrances	Unencumbered Balance
01	General							
01 1100 110 001 000	Salaries Secon	918,500.00	74,196.15	902,199.13	98.23	16,300.87	0.00	16,300.87
01 1100 110 002 000	Salaries Elem	906,948.00	74,486.20	693,299.91	76.44	213,648.09	0.00	213,648.09
01 1100 111 001 000	Cash in lieu of BC Secon	17,200.00	1,352.77	17,108.62	99.47	91.38	0.00	91.38
01 1100 111 002 000	Cash in lieu of BC Elem	20,065.00	1,750.65	20,132.42	100.34	(67.42)	0.00	(67.42)
01 1100 120 001 000	Sub Salaries Secon	35,000.00	0.00	27,920.56	79.77	7,079.44	0.00	7,079.44
01 1100 120 002 000	Sub Salaries Elem	15,000.00	0.00	16,478.04	109.85	(1,478.04)	0.00	(1,478.04)
01 1100 140 001 000	Aides Secon	1,000.00	0.00	0.00	0.00	1,000.00	0.00	1,000.00
01 1100 210 001 000	Fica Secon	74,336.00	5,657.51	70,982.69	95.49	3,353.31	0.00	3,353.31
01 1100 210 002 000	Fica Elem	72,064.00	5,445.06	52,579.30	72.96	19,484.70	0.00	19,484.70
01 1100 220 001 000	Retirement Secon	90,827.00	7,328.96	88,718.57	97.68	2,108.43	0.00	2,108.43
01 1100 220 002 000	Retirement Elem	89,587.00	7,357.61	68,472.12	76.43	21,114.88	0.00	21,114.88
01 1100 230 001 000	Health Ins Secon	266,000.00	19,376.45	234,928.80	88.32	31,071.20	0.00	31,071.20
01 1100 230 002 000	Health Ins Elem	231,390.00	18,617.11	168,221.15	72.70	63,168.85	0.00	63,168.85
01 1100 290 001 000	Life Ins Secon	1,630.00	134.50	1,625.50	99.72	4.50	0.00	4.50
01 1100 290 002 000	Life Ins Elem	1,594.00	130.96	1,276.04	80.05	317.96	0.00	317.96
01 1100 310 001 000	ASSEMBLIES	1,000.00	0.00	1,849.50	184.95	(849.50)	0.00	(849.50)
01 1100 310 002 000	ASSEMBLIES	1,000.00	0.00	349.50	34.95	650.50	0.00	650.50
01 1100 318 001 000	Cont Repair Secon	5,000.00	0.00	0.00	0.00	5,000.00	0.00	5,000.00
01 1100 318 002 000	Cont Repair Elem	1,500.00	0.00	0.00	0.00	1,500.00	0.00	1,500.00
01 1100 327 001 000	LEASED EQUIP	9,000.00	335.93	7,422.53	82.47	1,577.47	0.00	1,577.47
01 1100 327 002 000	LEASED EQUIP	8,500.00	335.92	3,879.32	45.64	4,620.68	0.00	4,620.68
01 1100 381 000 000	INTERNET SERVICES	10,000.00	289.49	5,090.44	50.90	4,909.56	0.00	4,909.56
01 1100 382 001 000	Distance Education	7,500.00	0.00	6,500.00	86.67	1,000.00	0.00	1,000.00
01 1100 391 000 000	Mileage for Psyche Services	2,500.00	0.00	853.47	34.14	1,646.53	0.00	1,646.53
01 1100 410 001 000	Gen Supplies Secon	15,000.00	1,678.02	20,409.56	136.06	(5,409.56)	0.00	(5,409.56)
01 1100 410 002 000	Gen Supplies Elem	15,000.00	2,879.53	16,087.00	107.25	(1,087.00)	0.00	(1,087.00)
01 1100 460 001 000	Comp Software Secon	30,000.00	3,472.50	18,109.73	60.37	11,890.27	0.00	11,890.27
01 1100 460 002 000	Comp Software Elem	20,000.00	7,035.05	17,928.56	89.64	2,071.44	0.00	2,071.44
01 1100 530 001 000	Equipment Secon	5,000.00	0.00	5,252.00	105.04	(252.00)	0.00	(252.00)
01 1100 530 002 000	Equipment Elem	5,000.00	0.00	0.00	0.00	5,000.00	0.00	5,000.00
01 1100 531 001 000	Furniture Secon	5,000.00	0.00	1,077.30	21.55	3,922.70	0.00	3,922.70
01 1100 531 002 000	Furniture Elem	2,500.00	0.00	0.00	0.00	2,500.00	0.00	2,500.00
01 1100 560 001 000	Comp Equip Secon	60,000.00	0.00	0.00	0.00	60,000.00	0.00	60,000.00
01 1100 560 002 000	Comp Equip Elem	2,500.00	0.00	0.00	0.00	2,500.00	0.00	2,500.00
01 1100 630 001 000	FEES	5,500.00	0.00	5,108.90	92.89	391.10	0.00	391.10
01 1100 630 002 000	FEES	500.00	0.00	300.00	60.00	200.00	0.00	200.00
01 1100 640 001 000	Textbooks Secon	15,000.00	0.00	7,149.86	47.67	7,850.14	0.00	7,850.14
01 1100 640 002 000	Textbooks Elem	20,000.00	28,832.08	71,771.44	358.86	(51,771.44)	0.00	(51,771.44)
01 1100 670 001 000	Travel Secon	2,000.00	0.00	744.33	37.22	1,255.67	0.00	1,255.67
01 1100 670 002 000	Travel Elem	1,500.00	0.00	1,551.95	103.46	(51.95)	0.00	(51.95)
01 1100 690 001 000	Other Misc Exp Secon	2,500.00	0.00	4,404.87	176.19	(1,904.87)	0.00	(1,904.87)
01 1100 690 002 000	Other Misc Exp Elem	2,500.00	0.00	692.11	27.68	1,807.89	0.00	1,807.89
1100	SALARIES	2,996,641.00	260,692.45	2,560,475.22	85.44	436,165.78	0.00	436,165.78
01 1110 411 002 000	Kingr Mat Materials	300.00	76.09	76.09	25.36	223.91	0.00	223.91
01 1110 412 002 000	Classroom Periodical	200.00	202.40	202.40	101.20	(2.40)	0.00	(2.40)
01 1110 413 002 000	Expendable Wrbk	600.00	0.00	0.00	0.00	600.00	0.00	600.00
1110	1110	1,100.00	278.49	278.49	25.32	821.51	0.00	821.51
01 1111 411 002 000	Grade 1 Materials	400.00	201.13	404.87	101.22	(4.87)	0.00	(4.87)
01 1111 412 002 000	Classroom Periodical	100.00	151.80	151.80	151.80	(51.80)	0.00	(51.80)
01 1111 413 002 000	Expendable Wrkbk	1,700.00	267.40	267.40	15.73	1,432.60	0.00	1,432.60
1111	1111	2,200.00	620.33	824.07	37.46	1,375.93	0.00	1,375.93
01 1112 411 002 000	Grade 2 Materials	400.00	54.49	148.41	37.10	251.59	0.00	251.59
01 1112 412 002 000	Classroom Periodical	150.00	0.00	0.00	0.00	150.00	0.00	150.00

Expenditure Report by Op. Unit/Function

Account Number	Account Description	Revised Budget	During Month	Expenditures to Date	% of Budget	Balance at EOM	Encumbrances	Unencumbered Balance
01 1112 413 002 000	Expendable Wrkbk	1,600.00	777.16	777.16	48.57	822.84	0.00	822.84
1112 1112		2,150.00	831.65	925.57	43.05	1,224.43	0.00	1,224.43
01 1113 411 002 000	Grade 3 Materials	400.00	42.84	78.48	19.62	321.52	0.00	321.52
01 1113 412 002 000	Classroom Periodical	150.00	219.60	219.60	146.40	(69.60)	0.00	(69.60)
01 1113 413 002 000	Expendable Wrkbk	1,400.00	834.43	834.43	59.60	565.57	0.00	565.57
1113 1113		1,950.00	1,096.87	1,132.51	58.08	817.49	0.00	817.49
01 1114 411 002 000	Grade 4 Materials	400.00	59.23	89.93	22.48	310.07	0.00	310.07
01 1114 412 002 000	Classroom Periodical	150.00	0.00	0.00	0.00	150.00	0.00	150.00
01 1114 413 002 000	Expendable Wrkbk	500.00	286.50	286.50	57.30	213.50	0.00	213.50
1114 1114		1,050.00	345.73	376.43	35.85	673.57	0.00	673.57
01 1115 411 002 000	Grade 5 Materials	400.00	61.99	241.09	60.27	158.91	0.00	158.91
01 1115 412 002 000	Classroom Periodical	150.00	186.78	504.78	336.52	(354.78)	0.00	(354.78)
01 1115 413 002 000	Expendable Wrkbk	400.00	514.64	514.64	128.66	(114.64)	0.00	(114.64)
1115 Grade 5		950.00	763.41	1,260.51	132.69	(310.51)	0.00	(310.51)
01 1116 411 002 000	Grade 6 Materials	400.00	72.75	72.75	18.19	327.25	0.00	327.25
01 1116 412 002 000	Classroom Periodical	150.00	0.00	0.00	0.00	150.00	0.00	150.00
01 1116 413 002 000	Expendable Wrkbk	150.00	296.05	296.05	197.37	(146.05)	0.00	(146.05)
1116 1116		700.00	368.80	368.80	52.69	331.20	0.00	331.20
01 1117 411 002 000	Elem Art Materials	500.00	111.84	111.84	22.37	388.16	0.00	388.16
1117 MATERIALS & TEXTBOOKS		500.00	111.84	111.84	22.37	388.16	0.00	388.16
01 1118 411 001 000	Music Materials	1,000.00	0.00	816.28	81.63	183.72	0.00	183.72
01 1118 411 002 000	Music Materials	727.00	16.89	962.58	132.40	(235.58)	0.00	(235.58)
01 1118 530 001 000	Music Equipment	500.00	0.00	0.00	0.00	500.00	0.00	500.00
01 1118 530 002 000	Music Equipment	500.00	0.00	0.00	0.00	500.00	0.00	500.00
01 1118 600 001 000	Other (Band Uniforms)	0.00	0.00	0.00	0.00	0.00	0.00	0.00
01 1118 631 001 000	Choral Registration	831.00	0.00	455.00	54.75	376.00	0.00	376.00
1118 MUSIC		3,558.00	16.89	2,233.86	62.78	1,324.14	0.00	1,324.14
01 1119 411 002 000	Elem Pe Materials	200.00	0.00	500.00	250.00	(300.00)	0.00	(300.00)
01 1119 530 002 000	Equipment	300.00	0.00	0.00	0.00	300.00	0.00	300.00
1119 1119		500.00	0.00	500.00	100.00	0.00	0.00	0.00
01 1120 411 001 000	Lang Arts Materials	500.00	236.58	630.52	126.10	(130.52)	0.00	(130.52)
01 1120 412 001 000	Classroom Periodical	600.00	296.67	296.67	49.45	303.33	0.00	303.33
01 1120 460 001 000	Computer Software	200.00	0.00	0.00	0.00	200.00	0.00	200.00
01 1120 631 001 000	Student Registration	900.00	0.00	0.00	0.00	900.00	0.00	900.00
1120 1120		2,200.00	533.25	927.19	42.15	1,272.81	0.00	1,272.81
01 1121 411 001 000	Math Materials	200.00	204.25	204.25	102.13	(4.25)	0.00	(4.25)
1121 1121		200.00	204.25	204.25	102.13	(4.25)	0.00	(4.25)
01 1122 318 001 000	Science Equip Repair	750.00	0.00	0.00	0.00	750.00	0.00	750.00
01 1122 411 001 000	Materials	5,000.00	314.91	3,994.01	79.88	1,005.99	0.00	1,005.99
01 1122 412 001 000	Classroom Periodical	350.00	0.00	0.00	0.00	350.00	0.00	350.00
01 1122 460 001 000	Computer Software	250.00	0.00	0.00	0.00	250.00	0.00	250.00
01 1122 530 001 000	Equipment	3,000.00	0.00	0.00	0.00	3,000.00	0.00	3,000.00
1122 SCIENCE AND COMPUTER		9,350.00	314.91	3,994.01	42.72	5,355.99	0.00	5,355.99
01 1123 411 001 000	Soc Stud Materials	150.00	142.69	651.31	434.21	(501.31)	0.00	(501.31)
01 1123 412 001 000	Classroom Periodical	320.00	0.00	0.00	0.00	320.00	0.00	320.00
1123 SOCIAL STUDIES		470.00	142.69	651.31	138.58	(181.31)	0.00	(181.31)
01 1124 318 001 000	Compu Repair Service	2,000.00	0.00	0.00	0.00	2,000.00	0.00	2,000.00
01 1124 318 002 000	Compu Repair Service	2,000.00	0.00	0.00	0.00	2,000.00	0.00	2,000.00
01 1124 411 001 000	Computer Parts-etc	5,000.00	593.02	2,377.71	47.55	2,622.29	0.00	2,622.29
01 1124 411 002 000	Computer Parts-etc	5,000.00	593.01	2,185.77	43.72	2,814.23	0.00	2,814.23

Expenditure Report by Op. Unit/Function

Account Number	Account Description	Revised Budget	During Month	Expenditures to Date	% of Budget	Balance at EOM	Encumbrances	Unencumbered Balance
1124	COMPUTER REPAIR & EQUIPMENT	14,000.00	1,186.03	4,563.48	32.60	9,436.52	0.00	9,436.52
01 1125 318 001 000	Ag Equip Repair Ser	600.00	0.00	0.00	0.00	600.00	0.00	600.00
01 1125 319 001 000	Other Purchased Serv	1,000.00	0.00	0.00	0.00	1,000.00	0.00	1,000.00
01 1125 411 001 000	Instr Materials	4,000.00	31.76	1,264.74	31.62	2,735.26	0.00	2,735.26
01 1125 413 001 000	Expendable Wrbk	65.00	0.00	0.00	0.00	65.00	0.00	65.00
01 1125 460 001 000	Comp Software	500.00	0.00	295.00	59.00	205.00	0.00	205.00
01 1125 530 001 000	Equipment	125.00	0.00	0.00	0.00	125.00	0.00	125.00
01 1125 630 001 000	Instr Registration	50.00	0.00	50.00	100.00	0.00	0.00	0.00
01 1125 631 001 000	Student Registration	900.00	0.00	720.00	80.00	180.00	0.00	180.00
01 1125 670 001 000	Instructor Travel	700.00	0.00	0.00	0.00	700.00	0.00	700.00
01 1125 671 001 000	Student Travel	1,000.00	0.00	0.00	0.00	1,000.00	0.00	1,000.00
1125	AGRICULTURE	8,940.00	31.76	2,329.74	26.06	6,610.26	0.00	6,610.26
01 1126 318 001 000	Business Repair Ser	200.00	0.00	0.00	0.00	200.00	0.00	200.00
01 1126 411 001 000	Instr Materials	1,000.00	166.88	166.88	16.69	833.12	0.00	833.12
01 1126 413 001 000	Expendable Wrbk	1,000.00	0.00	0.00	0.00	1,000.00	0.00	1,000.00
01 1126 460 001 000	Comp Software	1,000.00	0.00	799.00	79.90	201.00	0.00	201.00
01 1126 530 001 000	Equipment	100.00	0.00	0.00	0.00	100.00	0.00	100.00
01 1126 630 001 000	Instru Registration	100.00	0.00	0.00	0.00	100.00	0.00	100.00
01 1126 631 001 000	Student Registration	1,300.00	0.00	90.00	6.92	1,210.00	0.00	1,210.00
01 1126 670 001 000	Instructor Travel	200.00	0.00	0.00	0.00	200.00	0.00	200.00
01 1126 671 001 000	Student Travel	100.00	0.00	0.00	0.00	100.00	0.00	100.00
1126	BUSINESS	5,000.00	166.88	1,055.88	21.12	3,944.12	0.00	3,944.12
01 1127 411 001 000	Secon Art Materials	1,800.00	1,093.74	2,102.74	116.82	(302.74)	0.00	(302.74)
1127	SECON ART MATERIALS	1,800.00	1,093.74	2,102.74	116.82	(302.74)	0.00	(302.74)
01 1128 318 001 000	Instrument Repair Secon	2,000.00	358.04	690.42	34.52	1,309.58	0.00	1,309.58
01 1128 318 002 000	Instrument Repair	500.00	0.00	382.20	76.44	117.80	0.00	117.80
01 1128 319 001 000	Other Purchased Services	500.00	1,197.35	1,197.35	239.47	(697.35)	0.00	(697.35)
01 1128 319 002 000	Other Purchased Services	0.00	742.50	742.50	0.00	(742.50)	0.00	(742.50)
01 1128 411 001 000	Instr Materials	1,000.00	1,549.80	3,091.00	309.10	(2,091.00)	0.00	(2,091.00)
01 1128 411 002 000	Instrument Materials	1,000.00	0.00	875.10	87.51	124.90	0.00	124.90
01 1128 530 001 000	Equipment	3,000.00	0.00	0.00	0.00	3,000.00	0.00	3,000.00
01 1128 530 002 000	Equipment	1,000.00	0.00	0.00	0.00	1,000.00	0.00	1,000.00
01 1128 631 001 000	Registration	500.00	0.00	53.00	10.60	447.00	0.00	447.00
01 1128 631 002 000	Student Registration	500.00	0.00	100.00	20.00	400.00	0.00	400.00
1128	BAND	10,000.00	3,847.69	7,131.57	71.32	2,868.43	0.00	2,868.43
01 1129 318 001 000	REPAIR	500.00	0.00	0.00	0.00	500.00	0.00	500.00
01 1129 327 001 000	Secon Pe Rental	6,500.00	0.00	2,050.00	31.54	4,450.00	0.00	4,450.00
01 1129 411 001 000	Instr Materials	800.00	0.00	2,353.47	294.18	(1,553.47)	0.00	(1,553.47)
01 1129 530 001 000	Equipment	1,000.00	0.00	0.00	0.00	1,000.00	0.00	1,000.00
1129	P.E.	8,800.00	0.00	4,403.47	50.04	4,396.53	0.00	4,396.53
01 1130 411 001 000	FCS Instr Materials	500.00	19.88	271.85	54.37	228.15	0.00	228.15
1130	HOME ECONOMICS	500.00	19.88	271.85	54.37	228.15	0.00	228.15
01 1131 318 001 000	Ind Art Equip Repair	300.00	0.00	0.00	0.00	300.00	0.00	300.00
01 1131 411 001 000	Instruc Materials	2,000.00	2,555.06	2,927.02	146.35	(927.02)	0.00	(927.02)
01 1131 450 001 000	VIDEOS	0.00	0.00	361.38	0.00	(361.38)	0.00	(361.38)
01 1131 460 001 000	Comp Software	300.00	0.00	0.00	0.00	300.00	0.00	300.00
01 1131 530 001 000	Equipment	1,000.00	0.00	0.00	0.00	1,000.00	0.00	1,000.00
01 1131 630 001 000	Instru Registration	80.00	0.00	50.00	62.50	30.00	0.00	30.00
01 1131 631 001 000	Student Registration	1,000.00	0.00	1,420.00	142.00	(420.00)	0.00	(420.00)
01 1131 670 001 000	Instructor Travel	200.00	0.00	0.00	0.00	200.00	0.00	200.00
01 1131 671 001 000	Student Travel	50.00	0.00	0.00	0.00	50.00	0.00	50.00
1131	INDUSTRIAL ARTS	4,930.00	2,555.06	4,758.40	96.52	171.60	0.00	171.60

Expenditure Report by Op. Unit/Function

Account Number	Account Description	Revised Budget	During Month	Expenditures to Date	% of Budget	Balance at EOM	Encumbrances	Unencumbered Balance
01 1132 411 001 000	Foreign Lang Mater	200.00	33.65	127.81	63.91	72.19	0.00	72.19
01 1132 412 001 000	Classroom Period	150.00	0.00	44.00	29.33	106.00	0.00	106.00
01 1132 631 001 000	REGISTRATION	50.00	0.00	0.00	0.00	50.00	0.00	50.00
1132 FOREIGN LANGUAGE		400.00	33.65	171.81	42.95	228.19	0.00	228.19
01 1133 411 001 000	Journalism Materials	300.00	0.00	0.00	0.00	300.00	0.00	300.00
01 1133 530 001 000	Journalism Equip	300.00	0.00	0.00	0.00	300.00	0.00	300.00
1133 JOURNALISM		600.00	0.00	0.00	0.00	600.00	0.00	600.00
01 1160 110 002 000	Poverty Instructional Program	0.00	0.00	100,902.01	0.00	(100,902.01)	0.00	(100,902.01)
01 1160 210 002 000	Poverty Program FICA	0.00	0.00	7,064.43	0.00	(7,064.43)	0.00	(7,064.43)
01 1160 220 002 000	Poverty Program Retire	0.00	0.00	9,966.88	0.00	(9,966.88)	0.00	(9,966.88)
01 1160 230 002 000	Poverty Program Health Ins	0.00	0.00	20,923.71	0.00	(20,923.71)	0.00	(20,923.71)
01 1160 290 002 000	Life	0.00	0.00	139.07	0.00	(139.07)	0.00	(139.07)
1160 POVERTY		0.00	0.00	138,996.10	0.00	(138,996.10)	0.00	(138,996.10)
01 1190 110 002 000	PreK Salary	36,990.00	3,132.49	9,324.85	25.21	27,665.15	0.00	27,665.15
01 1190 120 002 000	PreK Subs	1,500.00	0.00	1,108.45	73.90	391.55	0.00	391.55
01 1190 140 002 000	PreK Para	40,100.00	1,738.26	19,383.90	48.34	20,716.10	0.00	20,716.10
01 1190 210 002 000	PreK Fica	6,012.00	309.01	1,595.38	26.54	4,416.62	0.00	4,416.62
01 1190 220 002 000	PreK Retire	7,615.00	481.12	2,505.08	32.90	5,109.92	0.00	5,109.92
01 1190 230 002 000	PreK Health	32,200.00	1,803.79	9,071.53	28.17	23,128.47	0.00	23,128.47
01 1190 290 002 000	PreK Life	192.00	12.00	66.89	34.84	125.11	0.00	125.11
01 1190 410 002 000	PreK Supplies	500.00	616.87	707.82	141.56	(207.82)	0.00	(207.82)
01 1190 690 002 000	PreK Misc Exp	500.00	0.00	0.00	0.00	500.00	0.00	500.00
1190 PREK		125,609.00	8,093.54	43,763.90	34.84	81,845.10	0.00	81,845.10
01 1212 313 001 000	Contracted Supervis	0.00	0.00	12,720.91	0.00	(12,720.91)	0.00	(12,720.91)
01 1212 313 002 000	SPED SUPERVISION	33,888.00	0.00	12,720.91	37.54	21,167.09	0.00	21,167.09
1212 SP ED		33,888.00	0.00	25,441.82	75.08	8,446.18	0.00	8,446.18
01 1213 313 001 000	Vocational	5,343.00	0.00	5,127.92	95.97	215.08	0.00	215.08
01 1213 313 002 000	Diagnostic Testing (School Psych)	46,700.00	0.00	43,710.38	93.60	2,989.62	0.00	2,989.62
1213 School Psych		52,043.00	0.00	48,838.30	93.84	3,204.70	0.00	3,204.70
01 1214 313 001 000	Deaf	862.00	0.00	1,047.55	121.53	(185.55)	0.00	(185.55)
01 1214 313 002 000	PT Therapy	12,070.00	0.00	9,406.67	77.93	2,663.33	0.00	2,663.33
01 1214 318 001 000	Vision	3,568.00	0.00	2,959.12	82.93	608.88	0.00	608.88
01 1214 318 002 000	OT Therapy	25,387.00	0.00	24,040.30	94.70	1,346.70	0.00	1,346.70
1214 DIAGNOSTIC TESTING		41,887.00	0.00	37,453.64	89.42	4,433.36	0.00	4,433.36
01 1215 313 001 000	Audiology Secon	0.00	0.00	712.14	0.00	(712.14)	0.00	(712.14)
01 1215 313 002 000	Audiology Elem	1,614.00	0.00	712.14	44.12	901.86	0.00	901.86
1215 DISTANCE LEARNING & AUDIOLOGY		1,614.00	0.00	1,424.28	88.25	189.72	0.00	189.72
01 1216 313 001 000	Speech Therapy	0.00	0.00	44,168.12	0.00	(44,168.12)	0.00	(44,168.12)
01 1216 313 002 000	Speech Therapy Elem	163,618.00	0.00	123,868.64	75.71	39,749.36	0.00	39,749.36
1216 SPEECH		163,618.00	0.00	168,036.76	102.70	(4,418.76)	0.00	(4,418.76)
01 1218 313 001 000	Spec Ed Flex Funding	0.00	0.00	0.00	0.00	0.00	0.00	0.00
01 1218 313 002 000	Spec Ed Flex Funding	0.00	0.00	0.00	0.00	0.00	0.00	0.00
1218 SPEC ED FLEX		0.00	0.00	0.00	0.00	0.00	0.00	0.00
01 1220 110 001 000	Nurse Sp Ed Services	10,638.00	857.85	10,183.73	95.73	454.27	0.00	454.27
01 1220 110 002 000	Nurse Sp Ed Services	10,638.00	857.85	10,183.73	95.73	454.27	0.00	454.27
01 1220 210 001 000	Fica	813.00	65.49	777.40	95.62	35.60	0.00	35.60
01 1220 210 002 000	Fica	813.00	65.49	777.40	95.62	35.60	0.00	35.60
01 1220 220 001 000	Retire	1,051.00	84.74	1,005.92	95.71	45.08	0.00	45.08
01 1220 220 002 000	Retire	1,051.00	84.74	1,005.92	95.71	45.08	0.00	45.08
01 1220 230 001 000	Health Ins	1,681.00	140.06	1,680.62	99.98	0.38	0.00	0.38
01 1220 230 002 000	Health Ins	1,681.00	140.06	1,680.62	99.98	0.38	0.00	0.38

Expenditure Report by Op. Unit/Function

Account Number	Account Description	Revised Budget	During Month	Expenditures to Date	% of Budget	Balance at EOM	Encumbrances	Unencumbered Balance
01 1220 290 001 000	Life Ins	22.00	1.76	21.12	96.00	0.88	0.00	0.88
01 1220 290 002 000	Life Ins	22.00	1.76	21.12	96.00	0.88	0.00	0.88
1220 NURSE SP ED		28,410.00	2,299.80	27,337.58	96.23	1,072.42	0.00	1,072.42
01 1222 110 001 000	Sp Ed Lvl2 Secon	145,849.00	11,528.65	138,521.21	94.98	7,327.79	0.00	7,327.79
01 1222 111 001 000	Cash in lieu of BC	8,273.00	676.39	8,116.68	98.11	156.32	0.00	156.32
01 1222 120 001 000	Sub Secon	2,400.00	0.00	1,204.00	50.17	1,196.00	0.00	1,196.00
01 1222 140 001 000	Aide Secon	193,500.00	10,576.18	165,883.28	85.73	27,616.72	0.00	27,616.72
01 1222 210 001 000	Fica Secon	26,777.00	1,654.13	22,853.30	85.35	3,923.70	0.00	3,923.70
01 1222 220 001 000	Retire Secon	33,521.00	2,183.48	29,475.32	87.93	4,045.68	0.00	4,045.68
01 1222 230 001 000	Health Ins	58,000.00	3,784.13	50,230.19	86.60	7,769.81	0.00	7,769.81
01 1222 290 001 000	Life Ins Secon	672.00	48.25	634.52	94.42	37.48	0.00	37.48
01 1222 310 001 000	Inservice	250.00	0.00	0.00	0.00	250.00	0.00	250.00
01 1222 313 001 000	Purch Prof Ser Secon	0.00	0.00	352.50	0.00	(352.50)	0.00	(352.50)
01 1222 318 001 000	Contracted Services	3,500.00	0.00	2,894.64	82.70	605.36	0.00	605.36
01 1222 327 001 000	RENTALS OR LEASES	0.00	0.00	331.00	0.00	(331.00)	0.00	(331.00)
01 1222 410 001 000	Gen Supplies	100.00	16.55	1,009.86	1,009.86	(909.86)	0.00	(909.86)
01 1222 411 001 000	Instruc Mater Secon	1,000.00	185.77	1,178.56	117.86	(178.56)	0.00	(178.56)
01 1222 413 001 000	Expendable Workbooks	150.00	0.00	0.00	0.00	150.00	0.00	150.00
01 1222 440 001 000	Periodicals	100.00	0.00	0.00	0.00	100.00	0.00	100.00
01 1222 450 001 000	Audio Visual Secon	200.00	0.00	0.00	0.00	200.00	0.00	200.00
01 1222 460 001 000	Comp Software Secon	1,000.00	450.00	749.00	74.90	251.00	0.00	251.00
01 1222 530 001 000	Equipment Furn Secon	2,000.00	0.00	0.00	0.00	2,000.00	0.00	2,000.00
01 1222 560 001 000	Comp Equip Secon	2,000.00	0.00	0.00	0.00	2,000.00	0.00	2,000.00
01 1222 630 001 000	Registration Secondary	250.00	0.00	50.00	20.00	200.00	0.00	200.00
01 1222 640 001 000	Textbooks	500.00	0.00	0.00	0.00	500.00	0.00	500.00
01 1222 641 001 000	Liability Insurance	150.00	0.00	0.00	0.00	150.00	0.00	150.00
01 1222 670 001 000	Travel Secon	150.00	0.00	686.68	457.79	(536.68)	0.00	(536.68)
1222 SPECIAL ED SECONDARY		480,342.00	31,103.53	424,170.74	88.31	56,171.26	0.00	56,171.26
01 1229 110 002 000	Sp Ed Lvl2 Elem	216,129.00	17,128.47	209,931.70	97.13	6,197.30	0.00	6,197.30
01 1229 111 002 000	Cash in lieu of BC	634.00	39.79	477.48	75.31	156.52	0.00	156.52
01 1229 120 002 000	Sub Elem	9,300.00	0.00	7,351.27	79.05	1,948.73	0.00	1,948.73
01 1229 140 002 000	Aide Elem	93,000.00	5,463.92	76,162.70	81.90	16,837.30	0.00	16,837.30
01 1229 210 002 000	Fica Elem	24,409.00	1,658.13	21,544.59	88.26	2,864.41	0.00	2,864.41
01 1229 220 002 000	Retire Elem	30,536.00	2,231.63	28,107.90	92.05	2,428.10	0.00	2,428.10
01 1229 230 002 000	Health Ins Elem	92,700.00	6,711.21	79,846.80	86.13	12,853.20	0.00	12,853.20
01 1229 290 002 000	Life Ins Elem	540.00	44.50	534.24	98.93	5.76	0.00	5.76
01 1229 313 002 000	Purch Prof Serv Elem	0.00	0.00	332.50	0.00	(332.50)	0.00	(332.50)
01 1229 318 002 000	Contracted Services	8,000.00	0.00	2,728.31	34.10	5,271.69	0.00	5,271.69
01 1229 410 002 000	Gen Supplies Elem	750.00	0.00	559.77	74.64	190.23	0.00	190.23
01 1229 411 002 000	Instruc Mater Elem	1,500.00	0.00	78.58	5.24	1,421.42	0.00	1,421.42
01 1229 413 002 000	Expendable Wrbk Elem	100.00	0.00	0.00	0.00	100.00	0.00	100.00
01 1229 450 002 000	Audio Visual Elem	100.00	0.00	0.00	0.00	100.00	0.00	100.00
01 1229 460 002 000	Comp Software Elem	610.00	450.00	515.00	84.43	95.00	0.00	95.00
01 1229 530 002 000	Furniture Equip Elem	1,000.00	0.00	0.00	0.00	1,000.00	0.00	1,000.00
01 1229 560 002 000	Computer Equip Elem	1,000.00	0.00	0.00	0.00	1,000.00	0.00	1,000.00
01 1229 630 002 000	Registration Elem	1,000.00	0.00	0.00	0.00	1,000.00	0.00	1,000.00
01 1229 640 002 000	Textbooks Elem	500.00	0.00	0.00	0.00	500.00	0.00	500.00
01 1229 670 002 000	Travel Elem	250.00	0.00	842.67	337.07	(592.67)	0.00	(592.67)
1229 SPECIAL ED ELEMENTARY		482,058.00	33,727.65	429,013.51	89.00	53,044.49	0.00	53,044.49
01 1238 318 001 000	SpEd LVL III OT/PT	35,000.00	0.00	2,625.42	7.50	32,374.58	0.00	32,374.58
01 1238 362 001 000	Sped Tuition LVL III	150,000.00	0.00	3,924.90	2.62	146,075.10	0.00	146,075.10
01 1238 362 002 000	Sped Tuition LVL III	39,536.00	0.00	0.00	0.00	39,536.00	0.00	39,536.00
1238 SPED OT/PT		224,536.00	0.00	6,550.32	2.92	217,985.68	0.00	217,985.68
01 1290 313 000 000	PRE SCHL SPEECH (3-5)	9,090.00	128.03	1,137.20	12.51	7,952.80	0.00	7,952.80

Expenditure Report by Op. Unit/Function

Account Number	Account Description	Revised Budget	During Month	Expenditures to Date	% of Budget	Balance at EOM	Encumbrances	Unencumbered Balance
1290	PRESCHOOL	9,090.00	128.03	1,137.20	12.51	7,952.80	0.00	7,952.80
01 1291 313 000 000	PRE SPED Supervision (3-5)	6,695.00	0.00	294.45	4.40	6,400.55	0.00	6,400.55
01 1291 313 001 000	PRE OT Services (3-5)	4,821.00	0.00	368.80	7.65	4,452.20	0.00	4,452.20
01 1291 313 002 000	PRE Deaf Ed Services (3-5)	862.00	0.00	15.64	1.81	846.36	0.00	846.36
01 1291 318 000 000	PRE D/E Psychologist Services (3-5)	5,838.00	0.00	445.46	7.63	5,392.54	0.00	5,392.54
01 1291 318 001 000	PRE D/E Audiology (3-5)	202.00	0.00	0.00	0.00	202.00	0.00	202.00
01 1291 318 002 000	PRE PT Services (3-5)	3,794.00	0.00	271.33	7.15	3,522.67	0.00	3,522.67
01 1291 410 000 000	PRE Supplies	3,000.00	0.00	0.00	0.00	3,000.00	0.00	3,000.00
01 1291 412 000 000	Periodicals (3-5)	200.00	0.00	0.00	0.00	200.00	0.00	200.00
01 1291 530 000 000	Equipment (3-5)	1,700.00	0.00	0.00	0.00	1,700.00	0.00	1,700.00
1291	PRE SPED	27,112.00	0.00	1,395.68	5.15	25,716.32	0.00	25,716.32
01 1292 313 000 000	Pre Deaf Ed Services (0-2)	862.00	0.00	99.95	11.60	762.05	0.00	762.05
01 1292 313 001 000	Pre Sped OT Services (0-2)	1,929.00	0.00	147.52	7.65	1,781.48	0.00	1,781.48
01 1292 313 002 000	Pre Sped PT Services (0-2)	1,380.00	0.00	98.66	7.15	1,281.34	0.00	1,281.34
01 1292 318 000 000	Pre Sped Services (0-2)	5,000.00	0.00	294.45	5.89	4,705.55	0.00	4,705.55
01 1292 318 002 000	Pre D/E Psychological Services (0-2)	5,838.00	0.00	445.46	7.63	5,392.54	0.00	5,392.54
1292	PRE Sped	15,009.00	0.00	1,086.04	7.24	13,922.96	0.00	13,922.96
01 2120 110 001 000	Counselor Sal Secon	54,815.00	4,567.86	54,814.76	100.00	0.24	0.00	0.24
01 2120 110 002 000	Counselor Sal Elem	13,704.00	1,141.97	13,703.75	100.00	0.25	0.00	0.25
01 2120 140 001 000	Aide Secon	5,600.00	0.00	5,599.45	99.99	0.55	0.00	0.55
01 2120 210 001 000	Fica Secon	4,621.00	339.10	4,490.16	97.17	130.84	0.00	130.84
01 2120 210 002 000	Fica Elem	1,048.00	84.78	1,017.83	97.12	30.17	0.00	30.17
01 2120 220 001 000	Retirement Secon	5,968.00	451.21	5,967.64	99.99	0.36	0.00	0.36
01 2120 220 002 000	Retirement Elem	1,354.00	112.80	1,353.60	99.97	0.40	0.00	0.40
01 2120 230 001 000	Health Ins. Secon	12,200.00	922.68	11,760.53	96.40	439.47	0.00	439.47
01 2120 230 002 000	Health Ins. Elem	2,770.00	230.67	2,724.03	98.34	45.97	0.00	45.97
01 2120 290 001 000	Life Ins Secon	85.00	6.40	81.02	95.32	3.98	0.00	3.98
01 2120 290 002 000	Life Ins Elem	20.00	1.60	18.89	94.45	1.11	0.00	1.11
01 2120 313 001 000	Purch Prof Ser Secon	1,000.00	0.00	490.00	49.00	510.00	0.00	510.00
01 2120 313 002 000	Purch Prof Ser Elem	1,000.00	0.00	90.00	9.00	910.00	0.00	910.00
01 2120 410 001 000	Supplies Secon	1,000.00	36.23	36.23	3.62	963.77	0.00	963.77
01 2120 410 002 000	Supplies Elem	1,000.00	39.89	76.11	7.61	923.89	0.00	923.89
01 2120 460 001 000	Computer Software	100.00	0.00	0.00	0.00	100.00	0.00	100.00
01 2120 640 001 000	Resource Texts	2,500.00	0.00	559.00	22.36	1,941.00	0.00	1,941.00
01 2120 640 002 000	Resource Texts	150.00	0.00	0.00	0.00	150.00	0.00	150.00
01 2120 670 001 000	Travel Secon	500.00	0.00	58.47	11.69	441.53	0.00	441.53
01 2120 670 002 000	Travel Elem	60.00	0.00	58.48	97.47	1.52	0.00	1.52
2120	COUNSELOR	109,495.00	7,935.19	102,899.95	93.98	6,595.05	0.00	6,595.05
01 2130 110 000 000	Nurse Salary	27,077.00	2,183.60	25,922.16	95.73	1,154.84	0.00	1,154.84
01 2130 210 000 000	Fica	2,071.00	166.69	1,978.81	95.55	92.19	0.00	92.19
01 2130 220 000 000	Retirement	2,675.00	215.69	2,560.53	95.72	114.47	0.00	114.47
01 2130 230 000 000	Health Ins	4,278.00	356.48	4,277.96	100.00	0.04	0.00	0.04
01 2130 290 000 000	Life Ins	54.00	4.48	53.76	99.56	0.24	0.00	0.24
01 2130 313 001 000	Purch Prof Ser Secon	50.00	0.00	0.00	0.00	50.00	0.00	50.00
01 2130 313 002 000	Purch Prof Serv Elem	50.00	0.00	0.00	0.00	50.00	0.00	50.00
01 2130 410 000 000	Health Supplies	2,500.00	185.00	507.64	20.31	1,992.36	0.00	1,992.36
01 2130 411 001 000	Instruc Mater Secon	100.00	0.00	0.00	0.00	100.00	0.00	100.00
01 2130 411 002 000	Instruc Mater Elem	200.00	0.00	0.00	0.00	200.00	0.00	200.00
01 2130 530 000 000	Equipment	300.00	0.00	0.00	0.00	300.00	0.00	300.00
01 2130 630 000 000	Dues And Fees	150.00	0.00	140.00	93.33	10.00	0.00	10.00
01 2130 670 000 000	Travel	200.00	0.00	0.00	0.00	200.00	0.00	200.00
2130	NURSE	39,705.00	3,111.94	35,440.86	89.26	4,264.14	0.00	4,264.14
01 2190 140 001 000	Act Trans Sal Secon	11,500.00	0.00	11,505.03	100.04	(5.03)	0.00	(5.03)

Expenditure Report by Op. Unit/Function

Account Number	Account Description	Revised Budget	During Month	Expenditures to Date	% of Budget	Balance at EOM	Encumbrances	Unencumbered Balance
01 2190 140 002 000	Act Trans Sal Elem	1,000.00	0.00	1,039.36	103.94	(39.36)	0.00	(39.36)
01 2190 210 001 000	Fica Secon	1,000.00	0.00	880.16	88.02	119.84	0.00	119.84
01 2190 210 002 000	Fica Elem	77.00	0.00	79.54	103.30	(2.54)	0.00	(2.54)
01 2190 220 001 000	Retirement Secon	750.00	0.00	92.48	12.33	657.52	0.00	657.52
01 2190 220 002 000	Retirement Elem	50.00	0.00	2.18	4.36	47.82	0.00	47.82
01 2190 340 001 000	Testing	1,000.00	0.00	840.00	84.00	160.00	0.00	160.00
01 2190 670 001 000	Meals/travel	0.00	0.00	0.00	0.00	0.00	0.00	0.00
01 2190 670 002 000	Meals/mileage	90.00	0.00	0.00	0.00	90.00	0.00	90.00
2190 ACT TRANS		<u>15,467.00</u>	<u>0.00</u>	<u>14,438.75</u>	<u>93.35</u>	<u>1,028.25</u>	<u>0.00</u>	<u>1,028.25</u>
01 2212 110 001 000	Staff Dev. Salaries	0.00	450.00	450.00	0.00	(450.00)	0.00	(450.00)
01 2212 110 002 000	Staff Dev Salaries	2,000.00	0.00	0.00	0.00	2,000.00	0.00	2,000.00
01 2212 120 001 000	Staff Development	3,500.00	0.00	1,680.00	48.00	1,820.00	0.00	1,820.00
01 2212 120 002 000	Staff Development	2,500.00	0.00	960.00	38.40	1,540.00	0.00	1,540.00
01 2212 210 001 000	Staff Dev Fica	268.00	33.93	162.45	60.62	105.55	0.00	105.55
01 2212 210 002 000	Staff Dev Fica	200.00	0.00	73.44	36.72	126.56	0.00	126.56
01 2212 220 001 000	RETIREMENT	0.00	44.45	44.45	0.00	(44.45)	0.00	(44.45)
01 2212 220 002 000	Staff Dev Retire	200.00	0.00	0.00	0.00	200.00	0.00	200.00
01 2212 230 001 000	HEALTH INSURANCE	0.00	212.90	212.90	0.00	(212.90)	0.00	(212.90)
01 2212 230 002 000	HEALTH INSURANCE	0.00	0.00	0.00	0.00	0.00	0.00	0.00
01 2212 290 001 000	OTHER BENEFITS	0.00	0.98	0.98	0.00	(0.98)	0.00	(0.98)
01 2212 290 002 000	LIFE	0.00	0.00	0.00	0.00	0.00	0.00	0.00
01 2212 319 001 000	Purch Prof Ser Secon	2,500.00	200.00	3,178.50	127.14	(678.50)	0.00	(678.50)
01 2212 319 002 000	Purch Prof Ser Elem	2,000.00	190.00	1,937.50	96.88	62.50	0.00	62.50
01 2212 410 001 000	Supplies Secon	1,500.00	0.00	796.15	53.08	703.85	0.00	703.85
01 2212 410 002 000	Supplies Elem	500.00	0.00	169.30	33.86	330.70	0.00	330.70
01 2212 630 001 000	Dues And Fees Secon	7,000.00	0.00	0.00	0.00	7,000.00	0.00	7,000.00
01 2212 630 002 000	Dues And Fees Elem	500.00	0.00	0.00	0.00	500.00	0.00	500.00
01 2212 670 001 000	Travel Secon	500.00	0.00	4,052.88	810.58	(3,552.88)	0.00	(3,552.88)
01 2212 670 002 000	Travel Elem	1,500.00	0.00	1,132.09	75.47	367.91	0.00	367.91
2212 STAFF		<u>24,668.00</u>	<u>1,132.26</u>	<u>14,850.64</u>	<u>60.20</u>	<u>9,817.36</u>	<u>0.00</u>	<u>9,817.36</u>
01 2215 110 000 000	Assessment	5,100.00	0.00	0.00	0.00	5,100.00	0.00	5,100.00
01 2215 210 002 000	Assessment Fica Elem	650.00	0.00	0.00	0.00	650.00	0.00	650.00
01 2215 220 000 000	Assessment Retire	650.00	0.00	0.00	0.00	650.00	0.00	650.00
01 2215 410 001 000	Assessment Supplies	375.00	0.00	0.00	0.00	375.00	0.00	375.00
01 2215 410 002 000	Assessment Supplies	375.00	0.00	0.00	0.00	375.00	0.00	375.00
01 2215 630 001 000	Assessment Dues/fees	1,425.00	0.00	0.00	0.00	1,425.00	0.00	1,425.00
01 2215 630 002 000	Assessment Dues/fees	1,425.00	0.00	0.00	0.00	1,425.00	0.00	1,425.00
01 2215 670 001 000	Assessment Travel	150.00	0.00	0.00	0.00	150.00	0.00	150.00
01 2215 670 002 000	Assessment Travel	150.00	0.00	0.00	0.00	150.00	0.00	150.00
2215 ASSESMENT		<u>10,300.00</u>	<u>0.00</u>	<u>0.00</u>	<u>0.00</u>	<u>10,300.00</u>	<u>0.00</u>	<u>10,300.00</u>
01 2222 110 001 000	Librarian Sal Secon	24,489.00	2,040.72	24,488.75	100.00	0.25	0.00	0.25
01 2222 110 002 000	Librarian Sal Elem	24,489.00	2,040.72	24,488.75	100.00	0.25	0.00	0.25
01 2222 210 001 000	Fica Secon	1,873.00	154.97	1,859.64	99.29	13.36	0.00	13.36
01 2222 210 002 000	Fica Elem	1,873.00	154.99	1,859.88	99.30	13.12	0.00	13.12
01 2222 220 001 000	Retire Secon	2,419.00	201.58	2,418.96	100.00	0.04	0.00	0.04
01 2222 220 002 000	Retire Elem	2,419.00	201.58	2,418.96	100.00	0.04	0.00	0.04
01 2222 230 001 000	Health Ins Secon	10,458.00	0.00	0.00	0.00	10,458.00	0.00	10,458.00
01 2222 230 002 000	Health Ins Elem	10,458.00	0.00	0.00	0.00	10,458.00	0.00	10,458.00
01 2222 290 001 000	Life Ins Secon	48.00	4.00	48.00	100.00	0.00	0.00	0.00
01 2222 290 002 000	Life Ins Elem	48.00	4.00	48.00	100.00	0.00	0.00	0.00
01 2222 313 001 000	Purchased Ser Secon	700.00	0.00	60.00	8.57	640.00	0.00	640.00
01 2222 313 002 000	Purchased Ser Elem	50.00	0.00	0.00	0.00	50.00	0.00	50.00
01 2222 318 001 000	Repair Secon	150.00	0.00	0.00	0.00	150.00	0.00	150.00
01 2222 318 002 000	Repair Elem	350.00	0.00	0.00	0.00	350.00	0.00	350.00

Expenditure Report by Op. Unit/Function

Account Number	Account Description	Revised Budget	During Month	Expenditures to Date	% of Budget	Balance at EOM	Encumbrances	Unencumbered Balance
01 2222 410 001 000	Supplies Secon	500.00	289.58	1,230.12	246.02	(730.12)	0.00	(730.12)
01 2222 410 002 000	Supplies Elem	568.00	60.27	663.92	116.89	(95.92)	0.00	(95.92)
01 2222 425 000 000	EBOOKS	500.00	0.00	0.00	0.00	500.00	0.00	500.00
01 2222 440 001 000	Magazines Secon	1,200.00	0.00	27.00	2.25	1,173.00	0.00	1,173.00
01 2222 440 002 000	Magazines Elem	750.00	0.00	27.00	3.60	723.00	0.00	723.00
01 2222 450 001 000	Av Mater Secon	250.00	0.00	0.00	0.00	250.00	0.00	250.00
01 2222 450 002 000	Av Mater Elem	250.00	0.00	0.00	0.00	250.00	0.00	250.00
01 2222 460 001 000	Computer Software	3,800.00	0.00	948.50	24.96	2,851.50	0.00	2,851.50
01 2222 460 002 000	Elem Software	2,500.00	0.00	948.50	37.94	1,551.50	0.00	1,551.50
01 2222 530 001 000	Equipment Secon	600.00	0.00	0.00	0.00	600.00	0.00	600.00
01 2222 530 002 000	Equipment Elem	600.00	0.00	0.00	0.00	600.00	0.00	600.00
01 2222 640 001 000	Library Books Secon	3,500.00	1,505.91	1,545.91	44.17	1,954.09	0.00	1,954.09
01 2222 640 002 000	Library Books Elem	1,500.00	1,168.73	1,699.42	113.29	(199.42)	0.00	(199.42)
01 2222 670 001 000	TRAVEL	0.00	0.00	76.50	0.00	(76.50)	0.00	(76.50)
01 2222 690 001 000	Other Mis Exp Secon	40.00	0.00	75.00	187.50	(35.00)	0.00	(35.00)
01 2222 690 002 000	Other Misc Exp Elem	100.00	0.00	0.00	0.00	100.00	0.00	100.00
2222 LIBRARY		96,482.00	7,827.05	64,932.81	67.30	31,549.19	0.00	31,549.19
01 2310 318 000 000	SERVICES	750.00	124.00	1,204.00	160.53	(454.00)	0.00	(454.00)
01 2310 319 000 000	Audit	6,500.00	0.00	6,500.00	100.00	0.00	0.00	0.00
01 2310 350 000 000	Advertising & Print	7,500.00	509.76	2,972.01	39.63	4,527.99	0.00	4,527.99
01 2310 410 000 000	Supplies	3,500.00	0.00	1,432.78	40.94	2,067.22	0.00	2,067.22
01 2310 467 000 000	Software (E-Meetings)	2,000.00	0.00	2,500.00	125.00	(500.00)	0.00	(500.00)
01 2310 630 000 000	Dues And Fees	12,500.00	1,260.00	11,081.30	88.65	1,418.70	0.00	1,418.70
01 2310 641 000 000	Liability Ins	15,000.00	0.00	14,077.67	93.85	922.33	0.00	922.33
01 2310 642 000 000	Fidelity Bond Prem	500.00	0.00	0.00	0.00	500.00	0.00	500.00
01 2310 670 000 000	Board Travel	2,000.00	0.00	0.00	0.00	2,000.00	0.00	2,000.00
01 2310 690 000 000	Other Misc Exp	2,000.00	0.00	491.43	24.57	1,508.57	0.00	1,508.57
2310 TREASURER		52,250.00	1,893.76	40,259.19	77.05	11,990.81	0.00	11,990.81
01 2320 110 000 000	Supt Salary	131,170.00	11,185.36	131,263.12	100.07	(93.12)	0.00	(93.12)
01 2320 140 000 000	Clerical	17,974.00	1,378.44	17,675.33	98.34	298.67	0.00	298.67
01 2320 210 000 000	Fica	11,410.00	948.29	11,239.80	98.51	170.20	0.00	170.20
01 2320 220 000 000	Retirement	14,683.00	1,237.44	14,635.62	99.68	47.38	0.00	47.38
01 2320 230 000 000	Health Ins	28,120.00	2,317.94	27,815.25	98.92	304.75	0.00	304.75
01 2320 290 000 000	Life Ins	137.00	11.20	134.40	98.10	2.60	0.00	2.60
01 2320 410 000 000	Supplies	500.00	0.00	0.00	0.00	500.00	0.00	500.00
01 2320 467 000 000	Software (North Star)	2,500.00	0.00	1,300.00	52.00	1,200.00	0.00	1,200.00
01 2320 630 000 000	Dues And Fees	2,500.00	282.00	1,532.00	61.28	968.00	0.00	968.00
01 2320 670 000 000	Travel	4,000.00	119.00	620.49	15.51	3,379.51	0.00	3,379.51
01 2320 690 000 000	Other Misc Exp	1,500.00	40.00	985.17	65.68	514.83	0.00	514.83
2320 SUPERINTENDENT		214,494.00	17,519.67	207,201.18	96.60	7,292.82	0.00	7,292.82
01 2330 317 000 000	LEGAL SERVICES	15,000.00	2,910.00	17,556.00	117.04	(2,556.00)	0.00	(2,556.00)
2330 DISTRICT		15,000.00	2,910.00	17,556.00	117.04	(2,556.00)	0.00	(2,556.00)
01 2410 110 001 000	Princ Sal Secon	99,600.00	8,775.46	99,836.21	100.24	(236.21)	0.00	(236.21)
01 2410 110 002 000	Prin Sal Elem	94,000.00	7,975.25	93,514.00	99.48	486.00	0.00	486.00
01 2410 111 002 000	Cash in lieu	20,571.00	1,714.22	20,570.64	100.00	0.36	0.00	0.36
01 2410 120 001 000	Student Aide	2,000.00	0.00	1,365.62	68.28	634.38	0.00	634.38
01 2410 140 001 000	Clerical Sal Secon	42,360.00	3,216.35	42,187.20	99.59	172.80	0.00	172.80
01 2410 140 002 000	Clerical Sal Elem	33,000.00	2,488.42	29,038.50	88.00	3,961.50	0.00	3,961.50
01 2410 210 001 000	Fica Secon	10,784.00	871.40	10,339.02	95.87	444.98	0.00	444.98
01 2410 210 002 000	Fica Elem	11,365.00	918.65	10,793.16	94.97	571.84	0.00	571.84
01 2410 220 001 000	Retirement Secon	13,924.00	1,184.52	13,918.46	99.96	5.54	0.00	5.54
01 2410 220 002 000	Retirement Elem	12,644.00	1,033.58	12,055.93	95.35	588.07	0.00	588.07
01 2410 230 001 000	Health Ins Secon	14,800.00	1,220.02	14,844.15	100.30	(44.15)	0.00	(44.15)
01 2410 230 002 000	Health Ins Elem	21,000.00	1,742.89	20,914.68	99.59	85.32	0.00	85.32

Expenditure Report by Op. Unit/Function

Account Number	Account Description	Revised Budget	During Month	Expenditures to Date	% of Budget	Balance at EOM	Encumbrances	Unencumbered Balance
01 2410 290 001 000	Life Ins Secon	156.00	12.80	155.26	99.53	0.74	0.00	0.74
01 2410 290 002 000	Life Ins Elem	170.00	14.00	168.19	98.94	1.81	0.00	1.81
01 2410 410 001 000	Supplies Secon	1,150.00	27.68	84.80	7.37	1,065.20	0.00	1,065.20
01 2410 410 002 000	Supplies Elem	1,000.00	17.64	37.02	3.70	962.98	0.00	962.98
01 2410 530 001 000	Equipment Secon	50.00	0.00	0.00	0.00	50.00	0.00	50.00
01 2410 530 002 000	Equipment Elem	50.00	0.00	0.00	0.00	50.00	0.00	50.00
01 2410 560 002 000	COMPUTERS	0.00	0.00	0.00	0.00	0.00	0.00	0.00
01 2410 630 001 000	Dues And Fees Secon	500.00	0.00	1,205.00	241.00	(705.00)	0.00	(705.00)
01 2410 630 002 000	Dues And Fees Elem	500.00	0.00	998.25	199.65	(498.25)	0.00	(498.25)
01 2410 670 001 000	Travel Secon	500.00	119.00	873.39	174.68	(373.39)	0.00	(373.39)
01 2410 670 002 000	Travel Elem	500.00	119.00	243.79	48.76	256.21	0.00	256.21
01 2410 690 001 000	Other Misc Exp Secon	500.00	0.00	0.00	0.00	500.00	0.00	500.00
01 2410 690 002 000	Other Misc Exp Elem	500.00	0.00	0.00	0.00	500.00	0.00	500.00
2410 Office of the Principal		381,624.00	31,450.88	373,143.27	97.78	8,480.73	0.00	8,480.73
01 2510 111 000 000	Cash in lieu	9,549.00	795.76	9,549.01	100.00	(0.01)	0.00	(0.01)
01 2510 140 000 000	Clerical Salary	86,739.00	7,525.02	84,375.89	97.28	2,363.11	0.00	2,363.11
01 2510 210 000 000	Fica	7,366.00	627.28	7,084.34	96.18	281.66	0.00	281.66
01 2510 220 000 000	Retirement	8,568.00	743.31	8,334.50	97.27	233.50	0.00	233.50
01 2510 230 000 000	Health Ins	6,740.00	636.60	6,758.90	100.28	(18.90)	0.00	(18.90)
01 2510 290 000 000	Life Ins	90.00	8.00	89.19	99.10	0.81	0.00	0.81
01 2510 293 000 000	Workman's Comp	40,000.00	0.00	25,943.00	64.86	14,057.00	0.00	14,057.00
01 2510 318 000 000	Repair Maint Service	1,000.00	0.00	0.00	0.00	1,000.00	0.00	1,000.00
01 2510 327 000 000	Rental And Leases	1,500.00	0.00	1,260.00	84.00	240.00	0.00	240.00
01 2510 342 001 000	Telephone Secon	6,000.00	391.72	5,258.84	87.65	741.16	0.00	741.16
01 2510 342 002 000	Telephone Elem	6,000.00	391.73	5,258.84	87.65	741.16	0.00	741.16
01 2510 410 000 000	Supplies	2,034.00	712.80	1,119.99	55.06	914.01	0.00	914.01
01 2510 460 000 000	Computer Software	6,500.00	5,400.00	5,968.23	91.82	531.77	0.00	531.77
01 2510 530 000 000	Equipment	1,141.00	0.00	0.00	0.00	1,141.00	0.00	1,141.00
01 2510 531 000 000	POSTAGE	6,000.00	19.50	3,770.28	62.84	2,229.72	0.00	2,229.72
01 2510 560 000 000	Computer Hardware	1,000.00	0.00	0.00	0.00	1,000.00	0.00	1,000.00
01 2510 630 000 000	REGISTRATION	0.00	0.00	300.00	0.00	(300.00)	0.00	(300.00)
01 2510 670 000 000	Travel	547.00	0.00	0.00	0.00	547.00	0.00	547.00
01 2510 690 000 000	Other Misc Exp	429.00	0.00	189.78	44.24	239.22	0.00	239.22
2510 CLERICAL		191,203.00	17,251.72	165,260.79	86.43	25,942.21	0.00	25,942.21
01 2580 110 000 000	Tech Support Salary	60,000.00	5,000.00	60,000.00	100.00	0.00	0.00	0.00
01 2580 140 000 000	Tech Support Aides	3,000.00	1,075.60	2,872.60	95.75	127.40	0.00	127.40
01 2580 210 000 000	Tech Support Fica	4,819.00	361.46	4,337.52	90.01	481.48	0.00	481.48
01 2580 220 000 000	Tech Support Retir	6,223.00	493.89	5,926.68	95.24	296.32	0.00	296.32
01 2580 230 000 000	Tech Support Health Ins	20,915.00	1,742.89	20,914.68	100.00	0.32	0.00	0.32
01 2580 290 000 000	Tech Support Life Ins	96.00	8.00	96.00	100.00	0.00	0.00	0.00
01 2580 318 000 000	SUPPORT/NETWORK/BACKUP	2,500.00	0.00	0.00	0.00	2,500.00	0.00	2,500.00
01 2580 630 000 000	REGISTRATION	500.00	0.00	189.00	37.80	311.00	0.00	311.00
01 2580 670 000 000	Tech Support Travel	500.00	0.00	0.00	0.00	500.00	0.00	500.00
2580 Administrative Tech Services		98,553.00	8,681.84	94,336.48	95.72	4,216.52	0.00	4,216.52
01 2610 120 001 000	Sub/Summer Sal Secon	14,800.00	2,935.11	10,449.65	70.61	4,350.35	0.00	4,350.35
01 2610 120 002 000	Sub/Summer Sal Elem	14,400.00	2,841.54	10,231.05	71.05	4,168.95	0.00	4,168.95
01 2610 140 001 000	Cust Sal Secon	84,532.00	8,361.99	87,826.10	103.90	(3,294.10)	0.00	(3,294.10)
01 2610 140 002 000	Cust Sal Elem	42,742.00	3,519.47	40,642.04	95.09	2,099.96	0.00	2,099.96
01 2610 210 001 000	Fica Secon	7,445.00	786.88	7,265.96	97.60	179.04	0.00	179.04
01 2610 210 002 000	Fica Elem	4,524.00	409.60	3,630.56	80.25	893.44	0.00	893.44
01 2610 220 001 000	Retirement Secon	9,121.00	900.82	8,370.93	91.78	750.07	0.00	750.07
01 2610 220 002 000	Retirement Elem	5,349.00	413.24	4,092.50	76.51	1,256.50	0.00	1,256.50
01 2610 230 001 000	Health Ins Secon	24,100.00	2,857.55	26,108.75	108.34	(2,008.75)	0.00	(2,008.75)
01 2610 230 002 000	Health Ins Elem	25,700.00	2,220.31	24,315.86	94.61	1,384.14	0.00	1,384.14

Expenditure Report by Op. Unit/Function

Account Number	Account Description	Revised Budget	During Month	Expenditures to Date	% of Budget	Balance at EOM	Encumbrances	Unencumbered Balance
01 2610 290 001 000	Life Ins	85.00	12.45	97.38	114.56	(12.38)	0.00	(12.38)
01 2610 290 002 000	Life Ins	77.00	7.00	69.89	90.77	7.11	0.00	7.11
01 2610 323 001 000	Water Sewer Secon	3,500.00	285.92	3,770.42	107.73	(270.42)	0.00	(270.42)
01 2610 323 002 000	Water Sewer Elem	4,500.00	285.91	3,770.40	83.79	729.60	0.00	729.60
01 2610 410 001 000	Supplies Secon	10,000.00	987.86	9,997.69	99.98	2.31	0.00	2.31
01 2610 410 002 000	Supplies Elem.	15,055.00	2,700.40	13,189.72	87.61	1,865.28	0.00	1,865.28
01 2610 621 001 000	Fuel Secon	20,000.00	164.62	17,357.49	86.79	2,642.51	0.00	2,642.51
01 2610 621 002 000	Fuel Elem	20,000.00	164.62	17,357.48	86.79	2,642.52	0.00	2,642.52
01 2610 622 001 000	Electricity Secon	35,000.00	1,974.49	24,887.22	71.11	10,112.78	0.00	10,112.78
01 2610 622 002 000	Electricity Elem	35,000.00	1,974.50	24,887.22	71.11	10,112.78	0.00	10,112.78
2610 CUSTODIAL		375,930.00	33,804.28	338,318.31	90.00	37,611.69	0.00	37,611.69
01 2620 140 000 000	Maintenance Sal	44,000.00	3,584.91	44,016.54	100.04	(16.54)	0.00	(16.54)
01 2620 210 000 000	Fica	3,366.00	273.10	3,353.41	99.63	12.59	0.00	12.59
01 2620 220 000 000	Retirement	4,347.00	354.11	4,249.21	97.75	97.79	0.00	97.79
01 2620 230 000 000	Health Ins	4,200.00	348.57	4,182.95	99.59	17.05	0.00	17.05
01 2620 290 000 000	Life Ins	40.00	3.20	38.40	96.00	1.60	0.00	1.60
01 2620 318 001 000	Con/ser Repair Secon	15,000.00	762.06	16,153.27	107.69	(1,153.27)	0.00	(1,153.27)
01 2620 318 002 000	Cont/ser Repair Elem	10,694.00	2,792.05	13,419.62	125.49	(2,725.62)	0.00	(2,725.62)
01 2620 319 001 000	Other Pur Ser Secon	35,000.00	2,131.35	35,751.32	102.15	(751.32)	0.00	(751.32)
01 2620 319 002 000	Other Purch Ser Elem	20,000.00	1,688.93	21,383.28	106.92	(1,383.28)	0.00	(1,383.28)
01 2620 328 001 000	Property Ins Secon	20,000.00	0.00	14,077.66	70.39	5,922.34	0.00	5,922.34
01 2620 328 002 000	Property Ins Elem	20,000.00	0.00	14,077.67	70.39	5,922.33	0.00	5,922.33
01 2620 500 001 000	Depreciation Fund Transfer	0.00	0.00	0.00	0.00	0.00	0.00	0.00
01 2620 500 002 000	Depreciation Fund Transfer	0.00	0.00	0.00	0.00	0.00	0.00	0.00
01 2620 520 001 000	BLDG IMPROVEMENT	5,000.00	0.00	0.00	0.00	5,000.00	0.00	5,000.00
01 2620 520 002 000	BLDG IMPROVEMENT	5,000.00	0.00	0.00	0.00	5,000.00	0.00	5,000.00
01 2620 530 001 000	Equipment Secon	2,000.00	0.00	0.00	0.00	2,000.00	0.00	2,000.00
01 2620 530 002 000	Equipment Elem	2,000.00	0.00	0.00	0.00	2,000.00	0.00	2,000.00
01 2620 690 001 000	Other Exp Secon	288.00	0.00	30.00	10.42	258.00	0.00	258.00
01 2620 690 002 000	Other Exp Elem	1,950.00	0.00	30.00	1.54	1,920.00	0.00	1,920.00
2620 MAINTENANCE		192,885.00	11,938.28	170,763.33	88.53	22,121.67	0.00	22,121.67
01 2710 110 000 000	Transp Salaries	0.00	0.00	0.00	0.00	0.00	0.00	0.00
01 2710 140 000 000	Transp Salaries	117,200.00	9,213.11	114,399.83	97.61	2,800.17	0.00	2,800.17
01 2710 210 000 000	Fica	8,966.00	704.59	8,749.07	97.58	216.93	0.00	216.93
01 2710 220 000 000	Retirement	3,683.00	306.86	4,105.73	111.48	(422.73)	0.00	(422.73)
01 2710 230 000 000	Health Ins	2,873.00	0.00	0.00	0.00	2,873.00	0.00	2,873.00
01 2710 290 000 000	LIFE INS	44.00	5.60	61.28	139.27	(17.28)	0.00	(17.28)
01 2710 318 000 000	TESTING	500.00	0.00	1,240.00	248.00	(740.00)	0.00	(740.00)
01 2710 319 000 000	Purch Ser(physicals)	4,000.00	0.00	2,646.00	66.15	1,354.00	0.00	1,354.00
01 2710 332 000 000	Option Stu Mileage	500.00	0.00	0.00	0.00	500.00	0.00	500.00
01 2710 335 000 000	LEASE VEHICLES	0.00	0.00	3,800.00	0.00	(3,800.00)	0.00	(3,800.00)
01 2710 337 000 000	Tires And Parts	25,000.00	308.45	24,115.72	96.46	884.28	0.00	884.28
01 2710 338 000 000	Purchased Repair	25,000.00	206.77	8,170.36	32.68	16,829.64	0.00	16,829.64
01 2710 530 000 000	Equipment	1,000.00	0.00	0.00	0.00	1,000.00	0.00	1,000.00
01 2710 626 000 000	Gas And Oil	40,000.00	0.00	40,596.97	101.49	(596.97)	0.00	(596.97)
01 2710 641 000 000	Insurance	15,000.00	0.00	0.00	0.00	15,000.00	0.00	15,000.00
01 2710 690 000 000	Other Exp	2,000.00	39.50	782.87	39.14	1,217.13	0.00	1,217.13
2710 Vehicle Operation-Reg. Ed		245,766.00	10,784.88	208,667.83	84.91	37,098.17	0.00	37,098.17
01 2712 140 002 000	SPED TRANSP	12,500.00	0.00	12,343.28	98.75	156.72	0.00	156.72
01 2712 210 002 000	SPED Transp FICA	956.00	0.00	944.32	98.78	11.68	0.00	11.68
01 2712 220 002 000	SPED Transp Retire	1,235.00	0.00	1,192.02	96.52	42.98	0.00	42.98
01 2712 230 002 000	SPED Transp Health	2,873.00	0.00	0.00	0.00	2,873.00	0.00	2,873.00
01 2712 290 002 000	LIFE	24.00	0.00	5.92	24.67	18.08	0.00	18.08
01 2712 331 001 000	Contracted Transpor	7,500.00	0.00	0.00	0.00	7,500.00	0.00	7,500.00

Expenditure Report by Op. Unit/Function

Account Number	Account Description	Revised Budget	During Month	Expenditures to Date	% of Budget	Balance at EOM	Encumbrances	Unencumbered Balance
01 2712 331 002 000	Contracted Elem	2,000.00	0.00	0.00	0.00	2,000.00	0.00	2,000.00
01 2712 332 001 000	Mileage/parent Secon	4,500.00	0.00	0.00	0.00	4,500.00	0.00	4,500.00
01 2712 332 002 000	Mileage/parents Elem	3,000.00	0.00	0.00	0.00	3,000.00	0.00	3,000.00
01 2712 338 000 000	REPAIRS AND MAINTENANCE	0.00	0.00	0.00	0.00	0.00	0.00	0.00
01 2712 626 001 000	Gas & Oil	500.00	0.00	0.00	0.00	500.00	0.00	500.00
01 2712 641 000 000	Insurance	1,300.00	0.00	0.00	0.00	1,300.00	0.00	1,300.00
2712	Vehicle Operation-School Age SPED	36,388.00	0.00	14,485.54	39.81	21,902.46	0.00	21,902.46
01 3135 110 000 000	High Ability Instr	3,000.00	250.00	3,000.00	100.00	0.00	0.00	0.00
01 3135 210 000 000	High Ability Fica	230.00	18.74	224.91	97.79	5.09	0.00	5.09
01 3135 220 000 000	High Ability Retirement	297.00	24.69	296.28	99.76	0.72	0.00	0.72
01 3135 230 000 000	High Ability Health	1,000.00	81.01	970.51	97.05	29.49	0.00	29.49
01 3135 290 000 000	Life Ins	8.00	0.56	6.72	84.00	1.28	0.00	1.28
01 3135 410 000 000	High Abilt Learn Supplies	2,820.00	459.08	3,744.14	132.77	(924.14)	0.00	(924.14)
01 3135 460 000 000	HIGH ABIL SOFTWARE	520.00	0.00	0.00	0.00	520.00	0.00	520.00
01 3135 530 000 000	High Abilt Learn Equip	4,644.00	0.00	0.00	0.00	4,644.00	0.00	4,644.00
01 3135 630 000 000	High Abilt Learn Registration	4,000.00	0.00	6,530.00	163.25	(2,530.00)	0.00	(2,530.00)
01 3135 670 000 000	High Abilt Learn Mileage	320.00	0.00	0.00	0.00	320.00	0.00	320.00
3135	HIGH ABILITY	16,839.00	834.08	14,772.56	87.73	2,066.44	0.00	2,066.44
01 3137 140 000 000	Youth Center Wages	15,000.00	0.00	12,124.94	80.83	2,875.06	0.00	2,875.06
01 3137 210 000 000	Fica	1,148.00	0.00	927.54	80.80	220.46	0.00	220.46
01 3137 220 000 000	Retirement	741.00	0.00	561.62	75.79	179.38	0.00	179.38
3137	KEARNEY	16,889.00	0.00	13,614.10	80.61	3,274.90	0.00	3,274.90
01 3516 560 000 000	DIST LEARN EQUIP	1,000.00	0.00	0.00	0.00	1,000.00	0.00	1,000.00
3516	DIST LEARN EQUIP	1,000.00	0.00	0.00	0.00	1,000.00	0.00	1,000.00
01 4326 630 000 000	Title II Eishenhower & Techno	2,000.00	0.00	0.00	0.00	2,000.00	0.00	2,000.00
4326	TITLE II	2,000.00	0.00	0.00	0.00	2,000.00	0.00	2,000.00
01 4327 110 000 000	REAP Salary	15,253.00	0.00	18,824.87	123.42	(3,571.87)	0.00	(3,571.87)
01 4327 210 000 000	REAP Fica	973.00	0.00	1,220.84	125.47	(247.84)	0.00	(247.84)
01 4327 220 000 000	REAP Retirement	1,507.00	0.00	1,859.51	123.39	(352.51)	0.00	(352.51)
01 4327 230 000 000	REAP Health	6,591.00	0.00	7,562.77	114.74	(971.77)	0.00	(971.77)
01 4327 290 000 000	REAP Life	30.00	0.00	34.71	115.70	(4.71)	0.00	(4.71)
4327	REAP	24,354.00	0.00	29,502.70	121.14	(5,148.70)	0.00	(5,148.70)
01 5000 560 001 000	Computer Equip Secon	0.00	0.00	0.00	0.00	0.00	0.00	0.00
01 5000 560 002 000	Computer Equip Elem	0.00	0.00	0.00	0.00	0.00	0.00	0.00
5000	DEBT SERVICES	0.00	0.00	0.00	0.00	0.00	0.00	0.00
01 6200 110 000 000	REGULAR SALARIES	45,134.00	0.00	51,374.97	113.83	(6,240.97)	0.00	(6,240.97)
01 6200 210 000 000	FICA	3,345.00	0.00	3,713.11	111.00	(368.11)	0.00	(368.11)
01 6200 220 000 000	RETIREMENT	4,458.00	0.00	5,074.74	113.83	(616.74)	0.00	(616.74)
01 6200 230 000 000	HEALTH INSURANCE	13,943.00	0.00	15,686.01	112.50	(1,743.01)	0.00	(1,743.01)
01 6200 290 000 000	LIFE	64.00	0.00	72.00	112.50	(8.00)	0.00	(8.00)
01 6200 410 000 000	Supplies/Materials	120.00	0.00	0.00	0.00	120.00	0.00	120.00
01 6200 670 000 000	Travel	250.00	0.00	0.00	0.00	250.00	0.00	250.00
6200	TITLE 1 CURRENT	67,314.00	0.00	75,920.83	112.79	(8,606.83)	0.00	(8,606.83)
01 6210 410 000 000	SUPPLIES	8,151.00	0.00	7,958.57	97.64	192.43	0.00	192.43
6210	TITLE 1 NCLB	8,151.00	0.00	7,958.57	97.64	192.43	0.00	192.43
01 6310 110 000 000	Title IIA Class Size Reduction	18,299.00	0.00	28,799.73	157.38	(10,500.73)	0.00	(10,500.73)
01 6310 210 000 000	TITLE IIA Fica	1,167.00	0.00	1,911.77	163.82	(744.77)	0.00	(744.77)
01 6310 220 000 000	TITLE IIA Retirement	1,808.00	0.00	2,844.74	157.34	(1,036.74)	0.00	(1,036.74)
01 6310 230 000 000	TITLE IIA Health	7,906.00	0.00	11,570.02	146.34	(3,664.02)	0.00	(3,664.02)
01 6310 290 000 000	TITLE IIA Life Ins	37.00	0.00	53.11	143.54	(16.11)	0.00	(16.11)
6310	TITLE IIA	29,217.00	0.00	45,179.37	154.63	(15,962.37)	0.00	(15,962.37)

Expenditure Report by Op. Unit/Function

Account Number	Account Description	Revised Budget	During Month	Expenditures to Date	% of Budget	Balance at EOM	Encumbrances	Unencumbered Balance
01 6403 310 000 000	IDEA Vocational/Vision	7,469.00	0.00	0.00	0.00	7,469.00	0.00	7,469.00
6403 IDEA		7,469.00	0.00	0.00	0.00	7,469.00	0.00	7,469.00
01 6404 110 000 000	SPED IDEA instr	22,566.00	0.00	25,252.06	111.90	(2,686.06)	0.00	(2,686.06)
01 6404 140 000 000	SPED IDEA PARA	11,895.00	0.00	14,854.99	124.88	(2,959.99)	0.00	(2,959.99)
01 6404 210 000 000	SPED IDEA FICA	1,938.00	0.00	2,362.89	121.92	(424.89)	0.00	(424.89)
01 6404 220 000 000	SPED IDEA RETIRE	3,404.00	0.00	3,961.67	116.38	(557.67)	0.00	(557.67)
01 6404 230 000 000	SPED IDEA HEALTH	13,385.00	0.00	15,481.12	115.66	(2,096.12)	0.00	(2,096.12)
01 6404 290 000 000	SPED IDEA LIFE	90.00	0.00	105.52	117.24	(15.52)	0.00	(15.52)
01 6404 318 002 000	SPED IDEA PRE-K	7,514.00	0.00	0.00	0.00	7,514.00	0.00	7,514.00
6404 SPED IDEA		60,792.00	0.00	62,018.25	102.02	(1,226.25)	0.00	(1,226.25)
01 6406 110 000 000	BASE 3-4 SPED INSTR	2,329.00	0.00	2,463.08	105.76	(134.08)	0.00	(134.08)
01 6406 210 000 000	BASE 3-4 SPED FICA	175.00	0.00	187.44	107.11	(12.44)	0.00	(12.44)
01 6406 220 000 000	BASE 3-4 SPED RETIR	231.00	0.00	243.29	105.32	(12.29)	0.00	(12.29)
01 6406 230 000 000	BASE 3-4 SPED HEALTH	1,012.00	0.00	1,043.03	103.07	(31.03)	0.00	(31.03)
01 6406 290 000 000	BASE 3-4 SPED LIFE	6.00	0.00	6.39	106.50	(0.39)	0.00	(0.39)
6406 BASE 3-4 SPED		3,753.00	0.00	3,943.23	105.07	(190.23)	0.00	(190.23)
01 6410 314 001 000	IDEA OT/PT	0.00	0.00	0.00	0.00	0.00	0.00	0.00
01 6410 362 002 000	362	0.00	0.00	26,352.90	0.00	(26,352.90)	0.00	(26,352.90)
6410 IDEA E-P		0.00	0.00	26,352.90	0.00	(26,352.90)	0.00	(26,352.90)
01 6700 110 000 000	Vocational Wages	2,400.00	0.00	1,800.00	75.00	600.00	0.00	600.00
01 6700 210 000 000	Vocational FICA	183.00	0.00	134.13	73.30	48.87	0.00	48.87
01 6700 220 000 000	Vocational Retire	238.00	0.00	177.81	74.71	60.19	0.00	60.19
01 6700 230 000 000	Vocational Health	300.00	0.00	174.29	58.10	125.71	0.00	125.71
01 6700 290 000 000	Vocational Life	2.00	0.00	2.25	112.50	(0.25)	0.00	(0.25)
6700 VOCATIONAL		3,123.00	0.00	2,288.48	73.28	834.52	0.00	834.52
01 8000 752 001 000	Activity Transfer	17,500.00	0.00	0.00	0.00	17,500.00	0.00	17,500.00
01 8000 753 001 000	Special Building	0.00	0.00	0.00	0.00	0.00	0.00	0.00
01 8000 754 000 000	Bond Fund	0.00	0.00	0.00	0.00	0.00	0.00	0.00
01 8000 755 000 000	Depreciation Fund	110,000.00	0.00	0.00	0.00	110,000.00	0.00	110,000.00
01 8000 756 000 000	Lunch Fund	22,492.00	0.00	20,500.00	91.14	1,992.00	0.00	1,992.00
8000 TRANSFERS (OUTGOING)		149,992.00	0.00	20,500.00	13.67	129,492.00	0.00	129,492.00
000 DISTRICT WIDE		7,254,808.00	507,684.63	6,120,304.79	84.36	1,134,503.21	0.00	1,134,503.21
01 6410 318 002 600	IDEA PT Therapy Preschool	2,000.00	0.00	4,019.87	200.99	(2,019.87)	0.00	(2,019.87)
6410 IDEA E-P		2,000.00	0.00	4,019.87	200.99	(2,019.87)	0.00	(2,019.87)
600 PT Services		2,000.00	0.00	4,019.87	200.99	(2,019.87)	0.00	(2,019.87)
01 6410 313 002 601	IDEA OT Therapy Preschool	4,000.00	0.00	5,874.13	146.85	(1,874.13)	0.00	(1,874.13)
6410 IDEA E-P		4,000.00	0.00	5,874.13	146.85	(1,874.13)	0.00	(1,874.13)
601 OT Services		4,000.00	0.00	5,874.13	146.85	(1,874.13)	0.00	(1,874.13)
01 1292 313 002 602	Pre Speech (0-2)	9,090.00	298.08	506.27	5.57	8,583.73	0.00	8,583.73
1292 PRE Sped		9,090.00	298.08	506.27	5.57	8,583.73	0.00	8,583.73
01 6410 313 002 602	IDEA Speech Teacher Preschool	22,000.00	0.00	10,656.76	48.44	11,343.24	0.00	11,343.24
6410 IDEA E-P		22,000.00	0.00	10,656.76	48.44	11,343.24	0.00	11,343.24
602 Speech		31,090.00	298.08	11,163.03	35.91	19,926.97	0.00	19,926.97
01 6410 318 002 603	IDEA Sped Supervision Preschool	5,000.00	0.00	5,759.26	115.19	(759.26)	0.00	(759.26)
6410 IDEA E-P		5,000.00	0.00	5,759.26	115.19	(759.26)	0.00	(759.26)
603 Sped Super		5,000.00	0.00	5,759.26	115.19	(759.26)	0.00	(759.26)
01 1292 313 002 604	D/E Audiology Birth (0-2)	202.00	0.00	15.64	7.74	186.36	0.00	186.36
1292 PRE Sped		202.00	0.00	15.64	7.74	186.36	0.00	186.36

Expenditure Report by Op. Unit/Function

Account Number	Account Description	Revised Budget	During Month	Expenditures to Date	% of Budget	Balance at EOM	Encumbrances	Unencumbered Balance
01 6410 313 002 604	IDEA D/E Audiology Preschool	250.00	0.00	0.00	0.00	250.00	0.00	250.00
01 6410 318 002 604	IDEA Deaf Education Services Preschool	0.00	0.00	967.66	0.00	(967.66)	0.00	(967.66)
6410	IDEA E-P	250.00	0.00	967.66	387.06	(717.66)	0.00	(717.66)
604	Deaf Ed	452.00	0.00	983.30	217.54	(531.30)	0.00	(531.30)
01 6410 313 002 605	IDEA Vision Services Preschool	0.00	0.00	0.00	0.00	0.00	0.00	0.00
6410	IDEA E-P	0.00	0.00	0.00	0.00	0.00	0.00	0.00
605	Vision	0.00	0.00	0.00	0.00	0.00	0.00	0.00
01 6410 318 002 606	IDEA D/E Psychological Services Preschoo	5,500.00	0.00	10,425.81	189.56	(4,925.81)	0.00	(4,925.81)
6410	IDEA E-P	5,500.00	0.00	10,425.81	189.56	(4,925.81)	0.00	(4,925.81)
606	D/E Psychological	5,500.00	0.00	10,425.81	189.56	(4,925.81)	0.00	(4,925.81)
01 6410 313 002 607	Audiology	0.00	0.00	304.70	0.00	(304.70)	0.00	(304.70)
6410	IDEA E-P	0.00	0.00	304.70	0.00	(304.70)	0.00	(304.70)
607	Audiology	0.00	0.00	304.70	0.00	(304.70)	0.00	(304.70)
01	General	7,302,850.00	507,982.71	6,158,834.89	84.33	1,144,015.11	0.00	1,144,015.11

**Ravenna Public Schools
GENERAL FUND
Ending July 31st, 2019**

Beginning Balance: **\$4,481,632.27**

Receipts:

Tax Collection (Sherman)	\$5,796.23	
Tax Collection (Buffalo)	\$65,057.40	
State of NE Sped		
NDEQ Bus Rebate		
Waste Reduction/Recycling Grant		
Universal Service Fund (E-Rate)		
ALICAP		
ESU 10 Title 1	\$45,666.64	
Sale of Prop/Equip.	\$4,520.00	
Medicaid (MAC)		
State Aid		
State of NE (MIPS)		
Distance Learning		
Other	\$1,519.50	
Interest	\$1,107.32	
Total Receipts:		\$123,667.09

Disbursements:

Board Bills (July)	\$557,347.28	
		\$557,347.28
Ending Balance:		\$4,047,952.08

Cash on Hand: **\$4,047,952.08**

Outstanding checks \$68,726.50

Bank Balance: **\$4,116,678.58**

Investments: **\$157,976.12**

Accounted for as Follows:

General Fund

General Fund Checking	\$4,047,952.08	
CD #42554	\$132,976.12	
CD # 70099 (9 mo)	\$25,000.00	
Total Available:	\$4,205,928.20	\$4,205,928.20

Revenue Detail

Account Number	Account Description	Budget	Month to Date	Year to Date
8	Revenue			
01 1100 1000	District Taxes - Buffalo	0.00	41,705.90	3,655,443.96
01 1100 1100	District Taxes - Sherman	0.00	2,242.77	1,027,670.24
01 1115 1000	Carline-Buffero	0.00	0.00	9,663.10
01 1115 1100	Carline - Sherman	0.00	0.00	2,777.79
01 1120 1000	Public Power Tax - Buffalo	0.00	0.00	170,206.89
01 1120 1100	Public Power Tax - Sherman	0.00	0.00	0.00
01 1125 1000	Motor Vehicle Taxes - Buffalo	0.00	10,850.21	158,451.17
01 1125 1100	Motor Vehicle Taxes - Sherman	0.00	1,647.53	32,872.42
01 1311	Tuition Individual	0.00	0.00	0.00
01 1313	Tuit Sp Ed Individ.	0.00	0.00	0.00
01 1315	DISTANCE LEARNING	0.00	0.00	32,225.00
01 1323	Tuit Sp Ed Oth Dist.	0.00	0.00	0.00
01 1410	Trans. Individual	0.00	0.00	0.00
01 1411	Trans Sp Ed Individ.	0.00	0.00	0.00
01 1421	Trans. Other Dist.	0.00	0.00	0.00
01 1423	Trans Sp Ed Oth Dist	0.00	0.00	0.00
01 1510	Interest On Invest.	0.00	1,107.32	10,315.67
01 1700	Other Local Receipts	0.00	0.00	2,100.00
01 1701	Bond Fund Transfer	0.00	0.00	0.00
01 1790	Driver's Ed	0.00	0.00	0.00
01 1800	KEARNEY FOUND YC	0.00	0.00	0.00
01 1900	AUTISM ACTION PARTNERSHIP	0.00	0.00	0.00
01 1910	RENTAL OF SCHOOL EQUIPMENT & FACILITIES	0.00	100.00	757.50
01 1911	Local License Fees	0.00	0.00	586.37
01 1920	CONTRIBUTIONS & DONATIONS	0.00	0.00	0.00
01 1921	Police Court Fines	0.00	0.00	0.00
01 1925	Tobacco Grant	0.00	0.00	0.00
01 2110 1000	Buffalo Co Fines-lic	0.00	2,356.34	27,178.60
01 2110 1100	Sherm Fines-license	0.00	216.95	2,161.81
01 2130 1000	Other County Receipt - Buffalo	0.00	0.00	0.00
01 2130 1100	Other County Receipts- Sherman	0.00	0.00	0.00
01 2140	Non-resident Tuition	0.00	0.00	0.00
01 2210	ESU Receipts	0.00	0.00	6,150.44
01 2800 1000	In Lieu Of Tax - Buffalo	0.00	0.00	2,104.67
01 2800 1100	In Lieu Of Tax - Sherman	0.00	0.00	1,331.74
01 3110	State Aid	0.00	0.00	33,703.86
01 3120	Spec. Ed Programs	0.00	0.00	556,867.00
01 3125	Special Ed Transpor.	0.00	0.00	4,974.00
01 3130 1000	Homestead Exemption - Buffalo	0.00	10,144.95	50,724.75
01 3130 1100	Sherm Homestead Ex	0.00	932.76	4,663.80
01 3131	PROPERTY TAX CREDIT	0.00	0.00	350,104.55
01 3170	State Vocational	0.00	0.00	0.00
01 3180 1000	Pro-rata Motor Veh.Buffalo	0.00	0.00	7,387.35
01 3180 1100	Sher Pro Rat Moto V	0.00	756.22	2,567.91
01 3400	State Apportionment	0.00	0.00	56,595.78
01 3500	Other State Categorical Programs	0.00	0.00	63,346.00
01 3512	DIST ED INCENTIVE	0.00	0.00	23,001.92
01 3535	High Abilt Learners	0.00	0.00	4,799.00

Revenue Detail

Account Number	Account Description	Budget	Month to Date	Year to Date
01 3550	School Tech Fund	0.00	0.00	0.00
01 3570	Teacher Evaluation	0.00	0.00	0.00
01 3990	Other State Funds	0.00	0.00	0.00
01 4100	Title 1 Carry Over	0.00	0.00	0.00
01 4105	UNIVERSAL SERVICE FUND (E-RATE)	0.00	0.00	0.00
01 4311	Title VI Past Year	0.00	0.00	0.00
01 4312	Title VI Current	0.00	0.00	0.00
01 4315	Title V	0.00	0.00	0.00
01 4325	Title IIA Class Size Reduction	0.00	0.00	0.00
01 4401	IDEA PRESCHOOL	0.00	0.00	0.00
01 4402	Preschool Travel	0.00	0.00	0.00
01 4403	Spec Ed Medicaid	0.00	0.00	0.00
01 4505	Title 1 Current	0.00	45,666.64	57,314.28
01 4506	Title 1 NCLB	0.00	0.00	0.00
01 4509	TITLE II, PART A NCLB TCHR QULTY GRANTS	0.00	0.00	0.00
01 4511	REAP GRANT	0.00	0.00	29,182.00
01 4512	IDEA Base	0.00	0.00	0.00
01 4516	IDEA Pre-school Handicapp	0.00	0.00	0.00
01 4519	IDEA E-P	0.00	0.00	0.00
01 4525	Fed. Vocational	0.00	0.00	0.00
01 4580	EDUCATION JOB MONEY	0.00	0.00	0.00
01 4599	ARRA STATE AID	0.00	0.00	0.00
01 4708	Medicaid in Public School (MIPS)	0.00	0.00	5,264.47
01 4709	Medicaid Administrative Activities	0.00	0.00	4,733.25
01 4900	Other Fed. Non-cat	0.00	0.00	0.00
01 5200	From Other Funds	0.00	0.00	0.00
01 5300	Sale Of Prop & Equip	0.00	4,520.00	5,497.30
01 5301	Insurance Adjustment	0.00	0.00	1,792.00
01 5690	Other Non-revenue	0.00	0.00	5,192.48
01 9000	Non-program Receipts	0.00	0.00	0.00
01 9100	NE ST REVENUE	0.00	0.00	0.00
01 9200	Interlocal Agreement	0.00	0.00	0.00
01	General	0.00	122,247.59	6,409,709.07
8	Revenue	0.00	122,247.59	6,409,709.07



Cash-Wa Distributing
www.cashwa.com

PO Box 309
Kearney NE 68848-0309

(800) 652-0010

(308) 237-3151

126490

Z12070076



Route:

Customer Copy

Invoice: Z12070076
Date: 07-10-2019
Rep: 72 DAVID H
Whse: D

ShipTo#: 126490

Bill To#: 126490

RAVENNA SCHOOL LUNCH
41750 CARTHAGE RD
RAVENNA, NE 68869
308-452-3249

RAVENNA SCHOOL LUNCH
PO BOX 8400

RAVENNA, NE 68869

Terms: 20TH OF THE MONTH

Due: 08-21-2019

Ord	Qty	U/M	Pack	Description	Item #	Price	Code	Total
				*** DELIVERED *** ATTN: KEN SCHOREDER SAIA FREIGHT DUKE OPAH-3-CP, SILVER HAMMER SERIAL NUMBERS: 07196117; 07196115				
2	2	SKU	1 ea	.COLD FOOD UNIT 3 PAN SILVER HAMMER 2171	DUKE DHA3CP	2,171.43		4,342.86
1	1	SKU	1 ea	.END TRAY SHELF F/ OPAH UNITS	DUKE DENDTR	259.09		259.09
2	2	SKU	1 2 ct	.SHELF TRAY S/S PR-3	DUKE MFG 806764	830.42		1,660.84

TAX AMOUNT DUE

0.00 6,262.79

CASH _____
 CHECK (#) _____
AMOUNT _____

SIGN HERE

Customer Received By

Drivers initials

HGBPIE






Quote

05/23/2019

To:
 Ravenna Schools
 Ken Schoreder
 41750 Carthage Rd
 Ravenna, NE 68869
 308-470-0502 (Contact)
 Customer ID: 126460

Project:
 Ravenna Schools
 41750 Carthage Rd
 Ravenna, NE 68869

From:
 Cash-Wa Distributing - Kearney
 Ron Howerter
 401 W. 4th St.
 Kearney, NE 68845-7825
 (308)-237-3151 EXT. 7132

Item	Qty	Description	Sell	Sell Total
5	2 ea	SERVING COUNTER, COLD FOOD  Duke Manufacturing Model No. OPAH-3-CP EconoMate™ Cold Food Portable Buffet, 44-3/8"W x 22-1/2"D base, (3) section 5" deep ice cooled stainless steel cold pan, stainless steel top, enclosed steel base with powder coat finish, open at rear with bottom shelf, clear acrylic canopy, 5" casters, NSF	\$2,171.43	\$4,342.86
	2 ea	#217102 Silver Hammer- powder coat paint		
	1 ea	Tray shelf on end of unit- 12", 18 ga. on drop brackets (specify location)	\$259.09	\$259.09
	2 st	PR-3 Tray Shelves, set of (2) 7" wide, solid stainless steel on drop brackets, for 44-3/8" long EconoMate™ series, (will not fit on Beef Cart Units)	\$830.42	\$1,660.84
FREE Freight from factory to site in Ravenna, NE this order. Lead time 3 weeks.				
			ITEM TOTAL:	\$6,262.79
			Total	\$6,262.79

Manufacturer Summary

Mfr	FOB	ZIP	Class	Weight	Good Until	Terms	Notes
Duke	Sedalia	65301	125	514			
Duke	Sedalia	65301	100	30			

Price quote is good for 30 days. Pricing does not include installation or applicable sales taxes.

Delivery terms: Product will ship to site in YourTown, USA, freight prepaid by CWD and actual shipping charges will be added to CWD invoice item(s), where applicable.

___ A 30% deposit is required for item(s) purchased from this equipment quotation at the time of order placement. The balance due will be payable upon delivery within the terms of your established account agreement.

___ A 50% deposit is required for item(s) purchased from this equipment quotation for "custom built" equipment at the time of order placement. The balance due for "custom built" item(s) will be due within 7 days of receipt of the CWD invoice for this equipment.

x Note: It is the purchaser's responsibility to inspect equipment for damage upon delivery of factory

Ravenna Schools

Ravenna Schools

Initial: RS
 Page 1 of 2

drop-shipped orders. Please inspect, PRIOR to signing the delivering freight companies bill of lading. If any damage is present -- refuse delivery and call me immediately and a replacement item will be ordered. CWD is NOT responsible for any damage claims on factory drop-shipped orders. Claims must be filed by the purchaser with the carrier that delivered the product. If the delivery is refused, claims will not be necessary. **Note: Effective 04/18/2015, "NFMC" National Motor Freight Class guidelines state: "The time period for reporting concealed damages is reduced to 5 days." Customer must notify the delivering carrier. Any claims for concealed damage are between the customer and the freight line.

Thank you for allowing me to quote these items. If you have any questions, or are ready to place an order, please call me at 1-800-652-0010, extension 7132.

Sincerely,
Ron Howerter
CWD Equipment Sales

Acceptance: Kenneth E Schroeder Date: 6-11-19
Printed Name: Kenneth E. Schroeder for Ravenna Public Schools
Project Grand Total: \$6,262.79

08/10/2019 07:21 AM

User ID: HGB

PO Number	Invoice Number	Vendor Name	Invoice Date	Amount
Account Number		Detail Description		Amount
Checking Account ID 06		Fund Number 06 Lunch		
	Z12070076	CASH-WA DISTRIBUTING	07/10/2019	6,262.79
06 1100 530 000 000		Equipment		6,262.79
Total CASH-WA DISTRIBUTING				<u>6,262.79</u>
Fund Number 06				<u>6,262.79</u>
Checking Account ID 06				<u>6,262.79</u>

Expenditure Report by Op. Unit/Function

Account Number	Account Description	Revised Budget	During Month	Expenditures to Date	% of Budget	Balance at EOM	Encumbrances	Unencumbered Balance
06	Lunch							
06 1100 110 000 000	Salary	0.00	0.00	0.00	0.00	0.00	0.00	0.00
06 1100 120 000 000	Sub Salaries	2,000.00	0.00	1,702.69	85.13	297.31	0.00	297.31
06 1100 140 000 000	Salary	73,000.00	5,995.56	65,884.93	90.25	7,115.07	0.00	7,115.07
06 1100 159 000 000	Overtime Salaries	0.00	0.00	250.77	0.00	(250.77)	0.00	(250.77)
06 1100 210 000 000	Fica	8,000.00	373.16	3,502.18	43.78	4,497.82	0.00	4,497.82
06 1100 220 000 000	Retirement	8,000.00	592.22	6,483.10	81.04	1,516.90	0.00	1,516.90
06 1100 230 000 000	Health Insurance	18,500.00	1,633.54	16,594.45	89.70	1,905.55	0.00	1,905.55
06 1100 290 000 000	Life Ins	500.00	14.00	152.00	30.40	348.00	0.00	348.00
06 1100 390 000 000	OTHER PURCHASED SERVICES	239,000.00	0.00	152,719.78	63.90	86,280.22	0.00	86,280.22
06 1100 530 000 000	Equipment	0.00	6,262.79	6,710.67	0.00	(6,710.67)	0.00	(6,710.67)
06 1100 560 000 000	Computer Equip	0.00	0.00	0.00	0.00	0.00	0.00	0.00
06 1100 690 000 000	Other Supplies	1,000.00	0.00	0.00	0.00	1,000.00	0.00	1,000.00
06 1100 691 000 000	Other Misc.	0.00	0.00	0.00	0.00	0.00	0.00	0.00
1100	SALARIES	350,000.00	14,871.27	254,000.57	72.57	95,999.43	0.00	95,999.43
000	DISTRICT WIDE	350,000.00	14,871.27	254,000.57	72.57	95,999.43	0.00	95,999.43
06	Lunch	350,000.00	14,871.27	254,000.57	72.57	95,999.43	0.00	95,999.43

**Ravenna Public School
Lunch Fund Report
Ending July 31, 2019**

Beginning Balance: \$ 444.38

RECEIPTS:

Deposit \$ 12,200.00

Interest \$ 1.74

Total Receipts: \$ 12,201.74

DISBURSEMENTS:

Lunch Bills \$ 5,025.60

Outstanding Checks \$ (806.58)

Total Disbursements: \$ 4,219.02

Bank Balance: \$ 8,427.10

Book Balance: \$ 7,620.52

Revenue Detail

Account Number	Account Description	Budget	Month to Date	Year to Date
8	Revenue			
06 1510	Interest	0.00	1.74	44.35
06 1610	Student Lunches	0.00	700.00	97,824.68
06 1613	Special Milk	0.00	0.00	0.00
06 1620	Daily Sales-Adult/A la Carte	0.00	0.00	8,594.15
06 2100	State Reimbursement	0.00	0.00	0.00
06 2200	Breakfast	0.00	0.00	0.00
06 3400	Adult Lunches	0.00	0.00	0.00
06 3800	State Lunch Reimb.	0.00	0.00	590.61
06 3900	State Breakfast Reimb.	0.00	0.00	695.55
06 4000	Federal Reimbursment	0.00	0.00	85,382.69
06 4001	Special Milk	0.00	0.00	741.94
06 4002	Breakfast	0.00	0.00	17,021.56
06 5000	Trans From Savings	0.00	0.00	0.00
06 5200	School Dist Contrib.	0.00	11,500.00	20,500.00
06 5690	Other Income	0.00	0.00	159.53
06 9000	Non Program Receipts	0.00	0.00	0.00
06	Lunch	0.00	12,201.74	231,555.06
8	Revenue	0.00	12,201.74	231,555.06



418 East Douglas
 O'Neill, NE 68763
 402-336-2282
 402-336-3245

E-mail: stadium_sports@hotmail.com

INVOICE

17681

DATE 7/19/19

S O L D T O	<u>RAVENNA Public Schools</u>	S H I P T O	<u>PO # 1820 Schiavone</u>	
	PHONE #			
SALESMAN <u>K CLASSEN</u>		SHIP <u>KELLY</u>		
		PAYMENT TERMS: <input type="checkbox"/> CASH <input type="checkbox"/> CHECK # _____		
QTY.	STYLE	DESCRIPTION	UNIT PRICE	AMOUNT
✓ 1	1428	<u>BLAZER ELITE Aluminum</u>		2175.00
		<u>DECUS CAGE W/NET</u>		
NO CASH REFUNDS			SUBTOTAL	2175.00
			TAX	- 0 -
			FREIGHT	- 0 -
			TOTAL	2175.00
			CASH DOWN	
A FINANCE CHARGE will accrue from the date of sale: 1.5% per month or AN ANNUAL PERCENTAGE RATE of 18% per year. NO RETURNS, REFUNDS OR EXCHANGES AFTER 60 DAYS OF POSSESSION, ONLY MANUFACTURERS' WARRANTIES APPLY AFTER THAT DATE.			BALANCE DUE	
x <u><i>Mark G.</i></u> CUSTOMER SIGNATURE				

Deprec.

RAVENNA PUBLIC SCHOOLS
P.O. Box 8400, 41750 Carthage Road
Ravenna, NE 68869
Telephone: 308-452-3249, Fax: 308-452-3172

Purchase Order #
 1920Schirmer
 Tax Exemption No. 1-627933

PURCHASE ORDER

To: Stadium Sports Phone: 402-336-2282
 Att: Kelly Classen
 Street: 418 E Douglas St Fax:
 Town: O'Neill State: NE Zip: 68763

Date Ordered:
 Date Shipped: ASAP
 Ship Via: Lowest Cost
 Bill to: P.O. Box 8400
 Date to Bill: When Shipped

Ship to: Ravenna Public Schools
 Att: Tony Schirmer (Track)
 41750 Carthage Road PO Box 8400
 Ravenna, NE 68869

Units	Qty	Catalog #	Description	Unit Price	Total Price
	1		Elite Aluminum Discus Cage w/ Net	\$2,175.00	\$2,175.00
			Shipping & Handling		
			TOTAL		\$2,175.00

Approved By: Keith E Schirmer Supt./Princ. Date: 5-20-19



Ray Reeder

Zane Delarosa (0592266)

Fall 2019

Planned: 0 Credits

Enrolled: 15 Credits

Waitlisted: 0 Credits

Schedule Details

Status	Course Title	Time	Location	Instructor
Registered, but not started	HMRM*1000-DHWD1: Introduction to HMRM	8/19/2019 - 12/13/2019	Online, ONLINE	Higel, L
Registered, but not started	HMRM*1150-CH100: Customer Service	TTh 2:00 PM - 3:15 PM 8/20/2019 - 12/12/2019	Hastings Platte Bldg, 154	O'Brien, R
Registered, but not started	HMRM*1210-CH100: Kitchen Essentials	MW 8:00 AM - 9:15 AM 8/19/2019 - 12/11/2019	Hastings Platte Bldg, 132	Schmidt, D
Registered, but not started	HMRM*1240-CH100: Safety & Sanitation	F 8:00 AM - 9:50 AM 8/23/2019 - 12/13/2019	Hastings Platte Bldg, 132	Schmidt, D
Registered, but not started	HMRM*1310-CH100: Culinary Concepts	MW 2:30 PM - 3:30 PM 8/19/2019 - 12/11/2019 MW 3:30 PM - 4:30 PM 8/19/2019 - 12/11/2019	Hastings Platte Bldg, 154 Hastings Platte Bldg, 155	Schmidt, D
Registered, but not started	SPCH*1110-CH102: Public Speaking	TTh 11:00 AM - 12:15 PM 8/20/2019 - 12/12/2019	Hastings Nuckolls Bldg, 113	Callahan, A

Local Scholarship Recipient Form

Name of Scholarship LEO BERNARD ZELLER SCHOLARSHIP

Amount of Scholarship \$ 500

Recipient SHELBY SCHROEDER

Alternate #1 SARAH ADAM

Alternate #2 (optional) _____

Name and address where a thank you should be mailed _____

RAVENNA PUBLIC SCHOOL

PO BOX 8400

RAVENNA, NE 68869

How will the student receive the scholarship?

In August, provide a copy of your fall class schedule to Hilary Bolling at the school.

When will the student receive the scholarship?

August 2019, after proof of registration is provided.

Any other special instructions?

Kenneth E Schroeder

7-31-19

Jul 8, 2019

Hastings College
710 N Turner Ave.
Hastings, NE 68901-7621

Program/Degree/Curriculum: UG/BA/Undecided
Advisor: Dr. Kathryn J. Rempp
Class Level: Freshman
Full/Part Time: Full Time

Miss Shelby Rose Schroeder
47080 325th Rd
Ravenna, NE 68869-3063

2019/FALL for Shelby Rose Schroeder

Session	Course	Name	Credits	Duration
1	CORE100/Lecture/03	Introduction to HC	2.00	Aug 14, 2019 Aug 27, 2019
	Day: MTRF	Time: 9:00 am 12:00 pm	Campus: HC	Building: KIEGYM Room: 203
	Day: W	Time: 9:00 am 11:00 am	Campus: HC	Building: KIEGYM Room: 203
Instructors: Dr. Lisa Kristine Smith				
2	EDUC200/Lecture/01	Found of Education	4.00	Aug 29, 2019 Oct 18, 2019
	Day: All Wk Day	Time: 8:00 am 9:20 am	Campus: HC	Building: HMC Room: 229
Instructors: Mr. Grant Allan Bachman				
2	MATH110/Lecture/01	Math Found Numbers	4.00	Aug 29, 2019 Oct 18, 2019
	Day: All Wk Day	Time: 12:20 pm 2:00 pm	Campus: HC	Building: WILSON Room: 120
Instructors: Dr. Bobbi Jean Buchholz				
3	CORE101/Lecture/01	Questions	4.00	Oct 23, 2019 Dec 13, 2019
	Day: All Wk Day	Time: 8:00 am 9:20 am	Campus: HC	Building: MCCMCK Room: 224
Instructors: Dr. A. Staff				
3	PSYC100/Lecture/02	Intro Psych Science	4.00	Oct 23, 2019 Dec 13, 2019
	Day: All Wk Day	Time: 10:20 am 11:40 am	Campus: HC	Building: MR Room: 213
Instructors: Dr. Rachael A. Robinson-Keilig				
Total courses for 2019/FALL: 5			Total Credits: 18.00	

Local Scholarship Recipient Form

Name of Scholarship Chic Tillson Memorial Scholarship

Amount of Scholarship \$250

Recipient Shelby Schroeder

Alternate #1 Jonathan Ueck

Alternate #2 (optional) Sarah Adam

Name and address where a thank you should be mailed _____

RAVENNA PUBLIC SCHOOL

PO BOX 8400

RAVENNA, NE 68869

How will the student receive the scholarship?

In August, provide a copy of your fall class schedule to Hilary Bolling at the school.

When will the student receive the scholarship?

August 2019, after proof of registration is provided.

Any other special instructions?

Kenneth E Schroeder
7-31-19

Jul 8, 2019

Hastings College
710 N Turner Ave.
Hastings, NE 68901-7621

Program/Degree/Curriculum: UG/BA/Undecided
Advisor: Dr. Kathryn J. Rempp
Class Level: Freshman
Full/Part Time: Full Time

Miss Shelby Rose Schroeder
47080 325th Rd
Ravenna, NE 68869-3063

2019/FALL for Shelby Rose Schroeder

Session	Course	Name	Credits	Duration
1	CORE100/Lecture/03	Introduction to HC	2.00	Aug 14, 2019 Aug 27, 2019
	Day: MTRF	Time: 9:00 am 12:00 pm	Campus: HC	Building: KIEGYM Room: 203
	Day: W	Time: 9:00 am 11:00 am	Campus: HC	Building: KIEGYM Room: 203
Instructors:	Dr. Lisa Kristine Smith			
2	EDUC200/Lecture/01	Found of Education	4.00	Aug 29, 2019 Oct 18, 2019
	Day: All Wk Day	Time: 8:00 am 9:20 am	Campus: HC	Building: HMC Room: 229
Instructors:	Mr. Grant Allan Bachman			
2	MATH110/Lecture/01	Math Found Numbers	4.00	Aug 29, 2019 Oct 18, 2019
	Day: All Wk Day	Time: 12:20 pm 2:00 pm	Campus: HC	Building: WILSON Room: 120
Instructors:	Dr. Bobbi Jean Buchholz			
3	CORE101/Lecture/01	Questions	4.00	Oct 23, 2019 Dec 13, 2019
	Day: All Wk Day	Time: 8:00 am 9:20 am	Campus: HC	Building: MCCMCK Room: 224
Instructors:	Dr. A. Staff			
3	PSYC100/Lecture/02	Intro Psych Science	4.00	Oct 23, 2019 Dec 13, 2019
	Day: All Wk Day	Time: 10:20 am 11:40 am	Campus: HC	Building: MR Room: 213
Instructors:	Dr. Rachael A. Robinson-Keilig			
Total courses for 2019/FALL: 5			Total Credits: 18.00	

Ethan Standage

Web Advisor											
Register and Drop Sections				Registration Results							
<input type="button" value="Go back"/>											
The following request(s) have been processed:											
Term	Status	Pass/ Fail/ Audit	Section Type	Section Name and Title	Location	Meeting Information	Faculty	Credits	CEUs	Last Day for Refund/Last Day to Withdraw	Comments
Fall 2019 Sem (Aug 26)	Registered for this section			AGRI- 1171-BE01 (169886) Ag Technology	Beatrice	08/27/2019- 12/19/2019 Lecture Tuesday, Thursday 09:30AM - 10:50AM, Adams Hall, Room A105	T. Lyhane	2.00		REF 09/06/19; WD 11/20/19	
Here are all of the sections for which you are currently registered:											
Term	Pass/ Fail/ Audit	Section Type	Section Name and Title	Location	Meeting Information	Faculty	Credits	CEUs	Last Day for Refund/Last Day to Withdraw	Comments	
Fall 2019 Sem (Aug 26)			AGRI-1123- BE01 (169857) Agriculture Occupation Explora	Beatrice	08/26/2019- 12/18/2019 Lecture Monday, Wednesday, Friday 09:00AM - 09:50AM, Ford Hall, Room F121	A. Fairley	3.00		REF 09/05/19; WD 11/20/19		
Fall 2019 Sem (Aug 26)			AGRI-1131- BE03 (169869) Crop and Food Science	Beatrice	08/26/2019- 12/18/2019 Lecture Monday, Wednesday, Friday 10:00AM - 10:50AM, Ford Hall, Room F110	C. Tietjen	3.00		REF 09/05/19; WD 11/20/19		
Fall 2019 Sem (Aug 26)			AGRI-1171- BE01 (169886) Ag Technology	Beatrice	08/27/2019- 12/19/2019 Lecture Tuesday, Thursday 09:30AM - 10:50AM, Adams Hall, Room A105	T. Lyhane	2.00		REF 09/06/19; WD 11/20/19		
Fall 2019 Sem (Aug 26)			AGRI-1205- HBB82 (169894) Enterprise Analysis	Beatrice	10/23/2019- 12/18/2019 Lecture Monday, Wednesday 01:00PM - 01:50PM, Ford	K. Woerner	3.00		REF 10/27/19; WD 12/04/19	Hybrid course (face- to-face classroom instruction plus online)	

		Hall, Room F119 (more)...									
Fall 2019 Sem (Aug 26)		BSAD-1010- ES31 (169003)	Lincoln	08/27/2019- 12/19/2019 Lecture Tuesday, Thursday 11:00AM - 12:20PM, 1111 O St-Education Square, Room 230	B. Neuwerth	3.00			REF 09/06/19; WD 11/20/19		
Here are all of the sections for which you are waitlisted (not registered):											
Term	Status	Section Type	Section Name and Title	Location	Meeting Information	Faculty	Credits	CEUs	Last Day for Refund/Last Day to Withdraw	Comments	
You are not currently waitlisted in any courses.											
<input type="button" value="OK"/>											



Double J



1206 Ave A
Kearney, NE 68847
Phone: 308-293-1446


Invoice

Date	Invoice #
June 28, 2019	1008


BILL TO
Ravenna Public Schools Attn: Ken Schroeder 41750 Carthage Rd Ravenna, NE 68869

DESCRIPTION OF WORK
Installation of 1 new BTR-200 water heater above elementary locker room.

Quantity	Item Description	Amount
	All material, labor, drywal/tech board removal and replacement and disposal of the old water heater	
Thank You For Your Business		
TOTAL		7,800.00


Kenneth S. Schroeder
7-11-19

Spec. Bids





Ravenna Public Schools
 Dr. Ken Schroeder
 41750 Carthage Road
 Ravenna, NE 68869

Invoice number 14963
 Date 07/16/2019

Project **2018176 Ravenna Public Schools -
 Elem. HVAC (Phase III) & High School
 Condensing Unit**

Description	Contract Amount	Percent Complete	Total Billed	Prior Billed	Current Billed
Construction Documents	10,880.00	100.00	10,880.00	10,200.00	680.00
Bidding/Negotiation	680.00	100.00	680.00	0.00	680.00
Construction Administration	2,040.00	33.33	680.00	0.00	680.00
Total	13,600.00	90.00	12,240.00	10,200.00	2,040.00

Reimbursables

	Units	Rate	Billed Amount
AIA Misc. Documents	1.00	55.00	55.00
	1.00	22.00	22.00
Subtotal			77.00
AIA Owner Contract Agreement	1.00	55.00	55.00
Color Copies	45.00	0.649	29.21
Copies	51.00	0.132	6.73
Meals			22.65
Mileage - 2019	242.00	0.64	154.88
Postage and Handling (Lincoln)			5.78
Reimbursables subtotal			351.25
Invoice total			2,391.25

Aging Summary

Invoice Number	Invoice Date	Outstanding	Current	Over 30	Over 60	Over 90	Over 120
14963	07/16/2019	2,391.25	2,391.25				
	Total	2,391.25	2,391.25	0.00	0.00	0.00	0.00

Approved by:

Kenneth S Schroeder
 7-18-19

MK

Martin D. Kasl
 Principal

Jerry's Sheet Metal Heating & Cooling, Inc.

PO Box 484
Grand Island, NE 68802

Invoice

Date	Invoice #
7/18/2019	104186

Bill To
Engineering Technologies Inc 825 M Street Suite 200 Lincoln, NE 68508

Item	Description	Amount
HVAC	HVAC As Per Quote for Ravenna School 41750 Carthage Rd Ravenna, NE 68869 Contract: \$125,055.00 Pay Application #1 Now Due \$112,549.50	112,549.50
Total		\$112,549.50

APPLICATION AND CERTIFICATION FOR PAYMENT

AIA DOCUMENT G702

PAGE ONE OF TWO PAGES

TO OWNER Ravenna Schools
41750 Carthage RD.
Ravenna NE 68869

PROJECT: ETI Project #2018-176

APPLICATION NO: One (1)

Distribution to:

OWNER
 ARCHITECT
 CONTRACTOR

FROM: Jerry's Sheet Metal Htg.-Clg. Inc.
907 W. Oklahoma Ave
Grand Island NE 68801

VIA ARCHITECT:

PROJECT NO: 2018-176

CONTRACT FOR: Ravenna Schools 2018-176

CONTRACT DATE: 4-1-2019

CONTRACTOR'S APPLICATION FOR PAYMENT

Application is made for payment, as shown below, in connection with the Contract. Continuation Sheet, AIA Document G703, is attached.

1. ORIGINAL CONTRACT SUM	\$	122,700.00
2. Net change by Change Orders	\$	2,355.00
3. CONTRACT SUM TO DATE (Line 1 + 2)	\$	125,055.00
4. TOTAL COMPLETED & STORED TO DATE (Column G on G703)	\$	125,055.00
5. RETAINAGE:		
a. 10 % of Completed Work (Column D + E on G703)	\$	12,505.50
b. 0 % of Stored Material (Column F on G703)	\$	
Total Retainage (Lines 5a + 5b or Total in Column I of G703)	\$	
6. TOTAL EARNED LESS RETAINAGE (Line 4 Less Line 5 Total)	\$	112,549.50
7. LESS PREVIOUS CERTIFICATES FOR PAYMENT (Line 6 from prior Certificate)	\$	0.00
8. CURRENT PAYMENT DUE	\$	112,549.50
9. BALANCE TO FINISH, INCLUDING RETAINAGE (Line 3 less Line 6)	\$	12,505.50

CHANGE ORDER SUMMARY	ADDITIONS	DEDUCTIONS
Total changes approved in previous months by Owner	\$0.00	\$0.00
Total approved this Month	\$2,355.00	\$0.00
TOTALS	\$2,355.00	\$0.00
NET CHANGES by Change Order	\$2,355.00	

The undersigned Contractor certifies that to the best of the Contractor's knowledge, information and belief the Work covered by this Application for Payment has been completed in accordance with the Contract Documents, that all amounts have been paid by the Contractor for Work for which previous Certificates for Payment were issued and payments received from the Owner, and that current payment shown herein is now due.

CONTRACTOR:

By: [Signature] Date: 7/17/2019

State of: Nebraska County of: Hall
Subscribed and sworn to before me this 17th day of July
Notary Public: [Signature]
My Commission expires: July 14, 2020
GENERAL NOTARY - State of Nebraska
JUSTIN D. GOOSIC
Exp. July 14, 2020

ARCHITECT'S CERTIFICATE FOR PAYMENT

In accordance with the Contract Documents, based on on-site observations and the data comprising the application, the Architect certifies to the Owner that to the best of the Architect's knowledge, information and belief the Work has progressed as indicated, the quality of the Work is in accordance with the Contract Documents, and the Contractor is entitled to payment of the AMOUNT CERTIFIED.

AMOUNT CERTIFIED \$ 112,549.50

(Attach explanation if amount certified differs from the amount applied. Initial all figures on this Application and on the Continuation Sheet that are changed to conform with the amount certified.)

ARCHITECT:

By: [Signature] Date: 8/1/19

This Certificate is not negotiable. The AMOUNT CERTIFIED is payable only to the Contractor named herein. Issuance, payment and acceptance of payment are without prejudice to any rights of the Owner or Contractor under this Contract.

CONTINUATION SHEET

AIA DOCUMENT G703

PAGE TWO OF TWO PAGES

AIA Document G702, APPLICATION AND CERTIFICATION FOR PAYMENT, containing Contractor's signed certification is attached.

APPLICATION NO: 1
 APPLICATION DATE: 7-17-2019
 PERIOD TO: 7-31-2019
 PROJECT NO: 2018-176

In tabulations below, amounts are stated to the nearest dollar.

Use Column I on Contracts where variable retainage for line items may apply.

A ITEM NO.	B DESCRIPTION OF WORK	SCHEDULED VALUE	D WORK COMPLETED		F MATERIALS PRESENTLY STORED (NOT IN D OR E)	G		H BALANCE TO FINISH (C - G)	I RETAINAGE (IF VARIABLE RATE) 10%
			FROM PREVIOUS APPLICATION (D + E)	THIS PERIOD		TOTAL COMPLETED AND STORED TO DATE (D+E+F)	% (G ÷ C)		
✓ 1	Base Bid	\$73,900.00	\$0.00	\$73,900.00	\$0.00	\$73,900.00	100%	\$0.00	\$7,390.00
✓ 2	Condenser and Coil Replacement	\$48,800.00	\$0.00	\$48,800.00	\$0.00	\$48,800.00	100%	\$0.00	\$4,880.00
✓ 3	Change Order #1	\$2,355.00	\$0.00	\$2,355.00	\$0.00	\$2,355.00	100%	\$0.00	\$235.50
4									
5									
6									
7									
8									
9									
10									
11									
12									
13									
GRAND TOTALS		\$125,055.00	\$0.00	\$125,055.00	\$0.00	\$125,055.00	100%	\$0.00	\$12,505.50

Users may obtain validation of this document by requesting of the license a completed AIA Document D401 - Certification of Document's Authenticity

SHILOH RAGER CONSTRUCTION LLP

40505 370th Road
RAVENNA, NE 68869

Invoice

Date	Invoice #
7/28/2019	930

Bill To
Ravenna Schools 41750 Carthage Rd. Ravenna NE 68869

P.O. No.	Terms	Project

Item	Description	Est Amt	Prior Amt	Prior %	Qty	Rate	Curr %	Total %	Amount
04 Conc...	Remove and Replace Front Entrance with ADA ramp and nubby pads 6'X23' Labor\$750	1,500.00				1,500.00	100.00%	100.00%	1,500.00
04 Conc...	Remove and replace Driveway south of FFA building 16'X64' Labor\$1960	5,050.00				4,975.00	98.52%	98.52%	4,975.00
04 Conc...	North east ramp for Youth Center 3'X5' Labor\$70	125.00				200.00	160.00%	160.00%	200.00
04 Conc...	Remove and Replace stoop area in front of south west doors to Youth Center 5'X18' Labor\$600	850.00				850.00	100.00%	100.00%	850.00
04 Conc...	20 ton Condenser Pad 10'X10' Labor\$400	875.00				875.00	100.00%	100.00%	875.00
02 Site ...	Clean up and rock fill	400.00				400.00	100.00%	100.00%	400.00

						Total	\$8,800.00			
						Payments/Credits	\$0.00			
						Balance Due	\$8,800.00			

Kenneth E Schroeder
8-5-19

Board of Education Regular Meeting

High School Library

P.O. Box 8400

Ravenna, NE 68869-8400

Monday, July 8, 2019 8:00 PM

Marilyn Bohn: Present

Misti Fiddelke: Present

Ryan Osten: Present

Tara Schirmer: Absent

Dawn Standage: Present

Marc Vacek: Present

1. Call to Order and Roll Call - Open Meeting Law

2. Excuse Absent Board Members

Motion to excuse absent board member, Tara Schirmer, passed with a motion by Ryan Osten and a second by Marilyn Bohn.

3. The Pledge of Allegiance

4. Recitation of School Mission Statement: Preparing Students Today to Succeed Tomorrow:
Family-Community-School

5. Approval of Agenda

Motion to approve the agenda passed with a motion by Dawn Standage and a second by Ryan Osten.

6. Financial Report

7. Consent Agenda

Motion to approve the consent agenda passed with a motion by Marc Vacek and a second by Ryan Osten.

- 7.1. Discuss, consider, and take all necessary action to minutes
- 7.2. Discuss, consider, and take all necessary action to bills
- 7.3. Discuss, consider, and take all action necessary to declaring John Deere Tractor (Serial#: 161704), blade, and loader as surplus for immediate sale or disposal
- 7.4. Discuss, consider, and take all action necessary to Notice of Public Hearing from City of Ravenna
8. Request to Address the Board and Correspondence
9. Blue Jay Celebration of Success-None This Month
10. ABC Bluejay Staff Member of the Month-None This Month
11. Information and Action Items
 - 11.1. Discuss, consider, and take all action necessary to transferring \$11,500 from the General Fund to the Lunch Fund
Motion to transfer \$11,500 from the General Fund to the Lunch Fund passed with a motion by Marilyn Bohn and a second by Ryan Osten.
 - 11.2. Discuss, consider, and take all action necessary to the "2019-20 Ravenna Public Schools Student Handbook"
Motion to approve the Ravenna Public Schools "2019-20 Student Handbook" as presented passed with a motion by Marilyn Bohn and a second by Marc Vacek.
 - 11.3. Discuss, consider, and take all action necessary to the "2019-20 Ravenna Public Schools Activities Handbook"
Motion to approve "2019-20 Activities Handbook" as presented passed with a motion by Marc Vacek and a second by Ryan Osten.
 - 11.4. Discuss, consider, and take all action necessary to the "2019-20 Ravenna Public Schools Staff Handbook"

Motion to approve the "2019-20 Staff Handbook" as presented passed with a motion by Dawn Standage and a second by Ryan Osten.

11.5. Discuss, consider, and take all action necessary to the adoption of the NEE (Network for Educator Effectiveness) Teacher Evaluation Instrument

Motion to adopt the NEE Evaluation Tool as the evaluation instrument for certificated teaching staff at Ravenna Public Schools passed with a motion by Marilyn Bohn and a second by Dawn Standage.

11.6. Discuss, consider, and take all action necessary to Policy 2008

Motion to approve board policy 2008 passed with a motion by Marc Vacek and a second by Ryan Osten.

11.7. Annual Parental Involvement Policy Review Hearing (Policy #5018)

Motion to adopt policy #5018 passed with a motion by Ryan Osten and a second by Marilyn Bohn.

11.8. Annual Title I Parental Involvement Policy Review Hearing (Policy #5057)

Motion to adopt policy #5057 passed with a motion by Dawn Standage and a second by Ryan Osten.

11.9. Annual Student Fees Policy Hearing (#5045)

Motion to adopt Student Fees Policy (#5045) passed with a motion by Marilyn Bohn and a second by Marc Vacek.

11.10. Annual Bullying Policy Review (#5054)

Motion to approve policy #5054 passed with a motion by Marilyn Bohn and a second by Dawn Standage.

11.11. Annual Attendance and Excessive Absenteeism Policy Review (#5001)

Motion to approve Policy #5001 passed with a motion by Ryan Osten and a second by Marc Vacek.

11.12. Discuss, consider and take all action to Ravenna School Board Policies contained in the annual policy review, to include policy #'s: 2002, 2006, 2014, 2017, 3003.1, 3004.1, 3016, 3028, 3039, 3046, 3050, 3051, 3052, 3053, 4048, 4052, 5002, 5016, 5017, 5022, 5035, & 5063.

Motion to approve first reading of all policies (2002, 2006, 2014, 2017, 3003.1, 3004.1, 3016, 3028, 3039, 3046, 3050, 3051, 3052, 3053, 4048, 4052, 5002, 5016, 5017, 5022, 5035, & 5063) contained in the annual policy review passed with a motion by Marilyn Bohn and a second by Marc Vacek.

11.13. Discuss, consider, and take all action necessary to the superintendent's contract

Motion to approve the superintendent's contract as presented passed with a motion by Marilyn Bohn and a second by Ryan Osten.

12. Discussion Items

13. Elementary Principal's Report

14. Secondary Principal's Report

15. Superintendent's Report

16. Board Report-Superintendent Evaluation Instrument

17. Positive Comments

We appreciate the NDEQ (Nebraska Department of Environmental Quality) rebates we received from the installation of the track and for the school bus purchase! Thanks to NDEQ for making these grants available to the school. These grants saved the school over \$60,000. -Ravenna Board of Education

Congratulations to Joey Walsh on his performance at the National Skills USA competition in collegiate robotics. He continues to make Ravenna proud! -Marc Vacek

Thanks to all of our summer league coaches, pool employees, 4-H sponsors, community librarians, scout leaders, and all other adults who enrich our students' summer experiences by keeping them active, engaged, and educated during the summer months. -Superintendent Schroeder

We appreciate the opportunities the Ravenna Chamber of Commerce has provided to our students during the summer months in conjunction with Annevar and with the Downtown Street Market. -Hilary Bolling

Thanks to TAK for purchasing and providing the snow cone machine for our students to use during the summer months. It is a great tool to help promote their entrepreneurial spirit while having fun. -Ravenna Board of Education

18. Adjournment

Motion to adjourn at 8:57 PM passed with a motion by Marilyn Bohn and a second by Dawn Standage.

INTERLOCAL COOPERATION ACT AGREEMENT

THIS AGREEMENT is made and entered into as of this ____ day of August, 2019, by and between the undersigned School Districts, Educational Service Units or other Educational Institutions, all being bodies politic and corporate.

WITNESSETH:

WHEREAS, the Parties hereto desire to enter into an Agreement pursuant to the Nebraska Interlocal Cooperation Act, Neb. Rev. Stat. 13-801 et seq. (Reissue 1997), as now existing or hereinafter amended, and other laws, to establish, maintain, and operate a FCS Program (“Program”) for students of **Ravenna Public Schools**, as applicable by, through and as a part of this arrangement; and,

WHEREAS, the members have agreed to cooperatively provide such Program, and desire to reduce the terms and conditions of such Agreement to writing;

NOW THEREFORE, in consideration of the foregoing recitals and the terms and conditions hereinafter set forth, the Parties covenant and agree as follows:

1. **INTERLOCAL AGREEMENT.** The parties hereto agree, under Neb. Rev. Stat. 13-801, et seq. (Reissue 1997), and other Nebraska Laws to create and provide the Program as set forth herein, for use by the Partners or others as agreed. The Program shall be managed and controlled in accordance with the terms of this Agreement. As deemed necessary and appropriate, the governing body of each Member, hereinafter referred to as the “Member Governing Body” shall approve this Agreement by resolution, and provide a copy to each Member.

2. **GOVERNANCE AND PROGRAM ADMINISTRATION.** The Members agree that Jeff Anderson, whose office and business is at 606 4th St., Fullerton, Nebraska, in addition to being a Partner, shall also be the program Administrator (“Administrator”) or Managing Agent (“Managing Agent”). The Administrator shall perform such duties as provided in this Agreement or as assigned and agreed to from time to time.

The Administrator shall have the following duties and in the performance thereof, shall seek input and advice from the Members:

1. To develop policy and procedural recommendations for the Program, including, but not limited to capacity, eligibility criteria, structure, and content, etc;
2. To administer, obtain and complete any required governmental approvals or contractual Agreement in order to conduct the Program; and,
3. To establish and make member assessment and billing to fund the program budget, and to perform such other and further administrative or management functions as necessary or appropriate to transact all business of the

Partnership under this Agreement or as agreed to and assigned from time to time.

The undersigned signatory for each Member represents and warrants that each Partner's Governing Body has agreed to and shall make all payments, and pay all costs, fees, bills, assessments, and expenses for services rendered, or as otherwise required by this Agreement to the Administrator.

3. **DURATION**. The term of this Agreement shall commence on the date the Agreement is entered into as shown above, and shall continue for a period of one (1) year through the 2019-2020 school year, and shall end by mutual agreement of the Parties on June 1, 2020; provided, however, the term of this Agreement may be extended by further Member agreement. This Agreement shall be effective for all Members who have executed this instrument or a counterpart thereof.

4. **LOCATION & STAFFING OF THE PROGRAM, ETC.** The Program shall be located and staffed as determined by the Administrator. Certificated and other staff employed for the Program shall be compensated according to the negotiated agreement of the Managing District, employing Member or as otherwise determined and agreed. Unless otherwise agreed, the Administrator or Managing District shall set up, administer the Program, provide the staff, and shall adopt a plan for other necessary items, supplies and equipment for the Program.

5. **PROGRAM PAYMENT**. Unless otherwise agreed, Ravenna Public Schools shall pay Fullerton Public Schools for the 2019-20 school year as follows: **\$300.00** per student, per semester. First payment of **\$300.00** per student due on December 1, 2019. Second payment of **\$300.00** per student due on April 15, 2020. Additional billable fees, due and payable at the conclusion of each academic term shall be limited to substitute teacher fees at \$115 per day/\$57.50 per half-day for a maximum of 10 days throughout the contract period and mileage reimbursement at the rate of 58¢ per mile, payable to either Fullerton Public Schools or to the teacher contracted by Fullerton Public Schools for travel to/from Ravenna Public Schools for on-site classroom visits or conferences.

6. **EXPANSION OR DECREASE OF MEMBERSHIP**. Participation in the partnership, any expansion of services to other districts shall be at the discretion of and determined by the Administrator. Any expansion or decrease in membership shall be according to a Member approved plan. Any new Partner shall also be bound by all terms and conditions of this Agreement.

7. **AMENDMENT OF AGREEMENT**. Unless otherwise provided herein, the Agreement may only be amended during the term of this agreement by mutual consent of the Partners.

8. **GOVERNING LAW**. The Agreement shall be construed in accordance with and governed by the laws of the State of Nebraska.

9. **COUNTERPARTS.** This Agreement may be executed in two or more counterparts, each of which shall be deemed an original, but all of which together shall be one and the same instrument.

IN WITNESS WHEREOF the Parties have executed this Agreement as of the day and year first above written.

Fullerton Public School
(Managing District Name)

Ravenna Public School
(Member Name)

By: _____
Authorized Official

By: _____
Authorized Official

RESOLUTION

A motion was made by _____ and seconded by _____ that _____ Public School District enter into an interlocal partnership agreement in the form attached hereto with other school districts and educational institutions which program will provide substantial benefits for the instruction of students or other substantial benefits for this institution; and does hereby approve the interlocal agreement which is attached to this motion and resolution, agrees that it will be bound thereby, and directs _____, as an authorized official, to sign, execute and deliver the agreement on behalf of the undersigned school district or educational institution. After discussion, the following Governing Body Members voted for the motion and resolution: _____; the following Governing Body Members voted against the same: _____; the following Governing Body Members were absent or not voting: _____. This motion and resolution was duly adopted at a meeting of the Governing Body on the _____ day of _____, 2019, which meeting was duly called and held in compliance with the public meeting law and at which a quorum was present.

CERTIFICATION

The undersigned, being an authorized official of the educational agency which adopted the above motion and resolution, hereby certifies that the same is accurate and is a true and accurate copy as contained in the official records and minutes of such educational agency.

(School District or Member Name)
By: _____
Authorized Official

PUBLIC PARTICIPATION

INSTRUCTIONS FOR MEMBERS OF THE PUBLIC WHO WISH TO SPEAK:
This is the portion of the meeting when members of the public may speak to the board about matters of public concern.

- **Getting Started:** When you have been recognized, please stand and state your name.
- **Time Limit:** The board will generally allow a total of 30 minutes for the presentation of all public comments. Individuals may speak only one time, and must limit comments to around 5 minutes. If there are more than 6 individuals who wish to address the board, the 30 minutes will be divided equally between the number of speakers. These time limits may be changed by a majority vote of the board members in attendance to extend the time for a specific item or speaker.
- **Personnel or Student Topic:** If you are planning to speak about a personnel or a student matter involving an individual, please understand that the district has a complaint policy and/or procedures to resolve such complaints and concerns. The Board requests that you follow the policy and procedures before addressing these matters with the Board. Board members will generally not respond to any questions you ask or comments about individual staff members or students.
- **General Rules:** This is a public meeting for the conduct of business. Comments from the audience while others are speaking will not be tolerated. Lewd, obscene, profane, slanderous, threatening and hostile conduct or statements and fighting words (words whose mere utterance entails a call to violence) will not be tolerated.
- **No Action by the Board:** The board will not act on any matter unless it is on the published agenda.



August 2019

Dear Administrator,

Congratulations! Your district has been selected as one of the 2018-2019 SAFETY HONOR ROLL school districts/ESU's in the ALICAP pool. We realize an outstanding safety program requires the combined efforts of all those who work for the school district, and they should be commended for their hard work. However, we especially want to commend the effective and proactive efforts of the safety committee for their time and leadership in promoting school safety.

Your school district is receiving the enclosed ALICAP Certificate of Recognition in honor of receiving ALICAP's SAFETY HONOR ROLL for the 2018-2019 year.

On behalf of the ALICAP Trustees, ALICAP Loss Control Consultants, and the members of the Nebraska Association of School Boards staff, we salute your commitment to school safety. We look forward to working with you and your district in the future.

Respectfully,

A handwritten signature in blue ink that reads "Megan".

Megan Boldt
Director of ALICAP
Nebraska Association of School Boards

ALICAP SAFETY HONOR ROLL

July 2019

Presented to

Ravenna Public Schools

Acknowledging the Superintendent and Safety Committee Members
for their outstanding leadership in school safety.

PRESENTED BY:

ALICAP

NEBRASKA ASSOCIATION OF SCHOOL BOARDS

CARL DIETZ - LOSS CONTROL CONSULTANT



Megan Boldt
Signature

7-31-19
Date





Ravenna Economic Development Corporation
318 Grand Ave. Ravenna, NE 68869
(308) 452-3133
economicdevelopment@myravenna.com
www.myravenna.com



AUGUST 9, 2019

TO: CITY OF RAVENNA AND RAVENNA PUBLIC SCHOOLS

Dear City of Ravenna and Ravenna Public Schools-

This document serves as an extension of the Interlocal agreement that was created and signed in October of 2014 between the City of Ravenna, Ravenna Public Schools and Ravenna Economic Development Corp. The agreement expired in June of 2017.

This extension is to run from July 2017 until October 2019 per all parties involved and a new interlocal agreement is formed.

Thanks

A handwritten signature in black ink that reads "Rodney L. Pokorski". The signature is written in a cursive style with a large, stylized initial 'R'.

Sincerely,
Rodney Pokorski
President
Ravenna Economic Development Corp.

LEGISLATIVE BILL 399

Approved by the Governor March 27, 2019

Introduced by Slama, 1; Albrecht, 17; Arch, 14; Bostelman, 23; Brandt, 32; Brewer, 43; Briese, 41; Clements, 2; Dorn, 30; Erdman, 47; Geist, 25; Gragert, 40; Groene, 42; Halloran, 33; Hansen, B., 16; Hilgers, 21; Lindstrom, 18; Linehan, 39; Lowe, 37; McDonnell, 5; Moser, 22; Murman, 38.

A BILL FOR AN ACT relating to schools; to amend sections 79-724 and 79-727, Reissue Revised Statutes of Nebraska; to change the name of and provisions relating to the committee on Americanism; to eliminate a penalty; to provide duties for the State Board of Education and the State Department of Education; to harmonize provisions; and to repeal the original sections.

Be it enacted by the people of the State of Nebraska,

Section 1. Section 79-724, Reissue Revised Statutes of Nebraska, is amended to read:

79-724 It is the responsibility of society to ensure that youth are given the opportunity to become competent, responsible, patriotic, and civil citizens to ensure An informed, loyal, just, and patriotic citizenry is necessary to a strong, stable, just, and prosperous America. Such a citizenry necessitates that every member thereof be knowledgeable of our fully acquainted with the nation's history, government, geography, and economic system. The youth in our state should be committed to the ideals and values of our country's democracy and the constitutional republic established by the people. Schools should help prepare our youth to make informed and reasoned decisions for the public good. Civic competence is necessary to sustain and improve our democratic way of life and must be taught in all public, private, denominational, and parochial schools. A central role of schools is to impart civic knowledge and skills that help our youth to see the relevance of a civic dimension for their lives. Students should be made and that he or she be in full accord with our form of government and fully aware of the liberties, opportunities, and advantages we possess of which we are possessed and the sacrifices and struggles of those through whose efforts these benefits were gained. Since young people are youth is the time most susceptible to the acceptance of principles and doctrines that will influence them men and women throughout their lives, it is one of the first duties of our educational system to conduct its activities, choose its textbooks, and arrange its curriculum in such a way that the youth of our state have the opportunity to become competent, responsible, patriotic, and civil American citizens love of liberty, justice, democracy, and America will be instilled in the hearts and minds of the youth of the state.

(1) The Every school board of each school district shall, at the beginning of each calendar school year, appoint from its members a committee of three, to be known as the committee on American civics, which Americanism. The committee on Americanism shall:

(a) Hold no fewer than two public meetings annually, at least one when public testimony is accepted;

(b) Keep minutes of each meeting showing the time and place of the meeting, which members were present or absent, and the substance and details of all matters discussed;

(c) Examine and ensure that the social studies curriculum used in the district is aligned with the social studies standards adopted pursuant to section 79-760.01 and teaches foundational knowledge in civics, history, economics, financial literacy, and geography;

(d) Review and approve the social studies curriculum to ensure that it stresses (a) Carefully examine, inspect, and approve all textbooks used in the teaching of American history and civil government in the school. Such textbooks shall adequately stress the services of the men and women who played a crucial role in the achievement of achieved our national independence, establishment of established our constitutional government, and preservation of the preserved our union and includes the incorporation of multicultural education as set forth in sections 79-719 to 79-723 in order shall be so written to include contributions by ethnic groups as to instill develop a pride and respect for the nation's our institutions and not be merely a mere recital of events and dates;

(e) Ensure that any curriculum recommended or approved by the committee on American civics is made readily accessible to the public and contains a reference to this section;

(f) Ensure that the district develops and utilizes formative, interim, and summative assessments to measure student mastery of the social studies standards adopted pursuant to section 79-760.01;

(g) Ensure that the social studies curriculum in the district incorporates one or more of the following for each student:

(i) Administration of a written test that is identical to the entire civics portion of the naturalization test used by United States Citizenship and Immigration Services prior to the completion of eighth grade and again prior to

the completion of twelfth grade with the individual score from each test for each student made available to a parent or guardian of such student; or

(ii) Attendance or participation between the commencement of eighth grade and completion of twelfth grade in a meeting of a public body as defined by section 84-1409 followed by the completion of a project or paper in which each student demonstrates or discusses the personal learning experience of such student related to such attendance or participation; or

(iii) Completion of a project or paper and a class presentation between the commencement of eighth grade and the completion of twelfth grade on a person or persons or an event commemorated by a holiday listed in subdivision (6) of this section or on a topic related to such person or persons or event; and

(b) Assure themselves as to the character of all teachers employed and their knowledge and acceptance of the American form of government; and

(h) (e) Take all such other steps as will assure the carrying out of the provisions of this section and provide a report to the school board regarding the committee's findings and recommendations.

(2) All social studies American history courses approved for grade levels as provided by this section shall include and adequately stress contributions of all ethnic groups to (a) the development and growth of America into a great nation, (b) art, music, education, medicine, literature, science, politics, and government, and (c) the military in all of this nation's wars to the war services in all wars of this nation.

(3) All grades of all public, private, denominational, and parochial schools, below the sixth grade, shall devote at least one hour per week to exercises or teaching periods for the following purpose:

(a) The discussion recital of noteworthy events pertaining to American history or the exceptional acts of individuals and groups of Americans stories having to do with American history or the deeds and exploits of American heroes;

(b) The historical background, memorization, and singing of patriotic songs such as and the insistence that every pupil memorize the Star-Spangled Banner and America the Beautiful; and

(c) The development of respect reverence for the American flag as a symbol of freedom and the sacrifices of those who secured that freedom; and

(d) Instruction instruction as to proper conduct in the its presentation of the American flag.

(4) In at least two of the three grades from the fifth grade to the eighth grade in all public, private, denominational, and parochial schools, time at least three periods per week shall be set aside for to be devoted to the teaching of American history from the social studies curriculum approved textbooks, which shall be taught in such a manner that all students are given the opportunity to (a) become competent, responsible, patriotic, and civil citizens who possess a deep understanding of and respect for both the Constitution of the United States and the Constitution of Nebraska and (b) prepare to preserve, protect, and defend freedom and democracy in our nation and our world way as to make the course interesting and attractive and to develop a love of country.

(5) In at least two courses in grades of every high school, time at least three periods per week shall be devoted to the teaching of civics and American history as outlined in the social studies standards adopted pursuant to section 79-760.01, during which courses specific attention shall be given to the following matters:

(a) The Declaration of Independence, the United States Constitution, and the Constitution of Nebraska, and the structure and function of local government in this state;

(b) The benefits and advantages of representative our form of government, and the rights and responsibilities of citizenship in our government, and the dangers and fallacies of forms of government that restrict individual freedoms or possess antidemocratic ideals such as, but not limited to, Nazism and communism; dangers and fallacies of Nazism, Communism, and similar ideologies; and

(c) The duties of citizenship, which include including active participation in the improvement of a citizen's community, state, country, and world and the value and practice of civil discourse between opposing interests; and -

(d) The application of knowledge in civics, history, economics, financial literacy, and geography to address societal issues.

(6) Appropriate patriotic exercises suitable to the occasion shall be held under the direction of the superintendent in every public, private, denominational, and parochial school on George Washington's birthday, Abraham Lincoln's birthday, Dr. Martin Luther King, Jr.'s birthday, Native American Heritage Day, Constitution Day, Memorial Day, Veterans Day, and Thanksgiving Day, or on the day or week Lincoln's birthday, Washington's birthday, Flag Day, Memorial Day, and Veterans Day, or on the day preceding or following such holiday, if the school is in session.

(7) Every school board, the State Board of Education, and the superintendent of each school district in the state shall be held directly responsible in the order named for carrying out this section. Neglect thereof by any employee may be considered a cause for dismissal, and neglect thereof by any employee or appointed official shall be considered a dereliction of duty and cause for dismissal.

Sec. 2. Section 79-727, Reissue Revised Statutes of Nebraska, is amended

to read:

79-727 The State Board of Education shall adopt and promulgate rules and regulations to carry out the provisions of sections 79-724 through 79-726. The State Department of Education shall ensure that all requirements of such sections and such rules and regulations are carried out by each school district
~~Any person violating the provisions of sections 79-724 to 79-726 is guilty of a Class III misdemeanor.~~

Sec. 3. Original sections 79-724 and 79-727, Reissue Revised Statutes of Nebraska, are repealed.

Lines 16 Times 1 Amount \$ 7.10

AFFIDAVIT OF PUBLICATION

The State of Nebraska }
The County of Buffalo } ss:

Shon Barenklau, being first duly sworn, says that he is Publisher of The KEARNEY HUB, a daily newspaper printed in whole and published in its entirety at its office maintained in Kearney, in said county and of general circulation therein and been published for more than 52 weeks in said county prior to the first publication of the annexed notice and has a bona fide circulation of more than 300 copies, and that the notice, a true copy of which is hereto annexed, was published in said paper as follows:


the first publication being on the 26 day of July, 2019,
and subsequent publication(s) on the

- _____ day of _____, 2019
- _____ day of _____, 2019
- _____ day of _____, 2019
- _____ day of _____, 2019
- _____ day of _____, 2019

Shon Barenklau

Subscribed in my presence and sworn to before me this


29 day of July, 2019



Doreen Lemburg
Notary Public

Invitation for Bids
Ravenna Public Schools is requesting bids for a pickup. Full bid specifications can be obtained by emailing <ken.schroeder@ravenna.bluejays.org> or calling (308) 452-3249 ext. 1194. Sealed bids are due to:
Ravenna Public Schools
Attention:
Superintendent Schroeder
PO Box 8400
Ravenna, NE 68869
by August 9th, 2019 at 12:00 (noon).
ZNEZ Jy26,t1

Joe's Motor Company
46847 777 Road
Hazard, NE 68844



July 31, 2019

Ken Schroder, Superintendent

Ravenna Public Schools

Joe's Motor Company is offering a: 2017 Chevrolet 1500, Regular Cab Pickup, 69,437 miles, white in color., for \$23,900. Attached is a photo and full description of the vehicle being offered. A full listing of this pickup can also be viewed on our website, www.joesmotorcompany.com. Please contact Joe at the office 308-452-3030 or on his cell phone 308-383-0950 if you have any questions about this pickup.

Respectfully,

Corrie Walthers
Joe's Motor Company

Joe's Motor Company
2017 Chevrolet Silverado 1500 Work Truck 4x4 2dr Regular Cab
\$23,900



Condition	Used
Mileage	69437
Engine	5.3L V8
Trans	Automatic 6-Speed
Fuel	Gasoline
Exterior	White
Interior	Gray
VIN	1GCNKNEC6HZ137743
Stock #	

Description

2017 Chevy 1/2ton 4x4 regular cab longbox, 5.3, V8, auto, air, loaded, 69k, white, very clean \$23,900 This vehicle is located at Joe's Motor Company in Hazard, Nebraska (308)452-3030 For a complete listing and more photos see www.joesmotorcompany.com Options include: 2 door, regular cab, longbox, 4 wheel drive, automatic transmission, air conditioning, center console, cloth seats, cruise control, power locks, power mirrors, power steering, power windows, tilt steering, vinyl floor, AM/ FM Radio, keyless entry, park assist/ backup camera and monitor, bedliner, receiver hitch, towing package

Options

Joe's Motor Company

46847 777 Rd
Hazard, NE 68844
(308) 452-3030



Account Center

USEFUL INFORMATION

Note to MAC Users:

You can use a MAC to input information but there have been issues noted in printing from the MAC. The only solution that is known is to print via a PC.

MUST COMPLETE THIS PAGE - Basic Data Input Area

The Basic Data Input Area is designed to help common information flow throughout the Budget Form.

Cover Page - Page 1

The Total Property Tax Requirement is carried forward from Page 2; however, you will need to input how much of that tax request is for Principal and Interest on Bonds.

Outstanding Bonded Indebtedness - if you complete the worksheet pages this will fill in automatically. If you do not you will need to indicate your balances as of September 1.

Pages 2 through 4 (If you utilize the Worksheet Pages - Begin Inputting on Worksheet Pages)

These pages are currently completed with formulas which pull from the Worksheet Pages. **If you utilize the Worksheet Pages, Pages 2 through 4 will be completed automatically for you.** If you do not wish to utilize the worksheet pages you can simply type in your numbers on Pages 2 through 4. The only cells with formulas that cannot be over-written are those that provide an essential calculation (example - Total Resources Available).

A complete and accurate budget should have the prior year Balance Forward **equal** Total of Beginning Balances. We have built into the spreadsheet a comparison between these two numbers. If these two numbers **do not agree** a statement will appear indicating it must equal prior year balance forward.

We have also built in a comparison between the Total Requirement and Total Resources Available. If these two numbers **do not agree** in the budget you will receive the message "Budget Not Balanced".

The County Treasurer's Commission is a calculation, if you wish to alter the County Treasurer's Commission amount to round to a whole number or for a similar reason you may over-write the formula.

Worksheet Pages - **FOR YOUR USE ONLY - NOT TO BE SUBMITTED TO THE STATE**

The last sheets of this file are worksheet (individual fund) pages. These pages are provided for your use; however, you do not have to use them. For more information about the worksheets, see the Budget Guidelines. **If you do utilize the Worksheet Pages, Pages 2 through 4 will be completed automatically for you.**

Moving From Page to Page:

There are several ways to move around your budget form. You can hold down the CTRL and hit either Page Down (Moves you ahead a sheet) or Page Up (Moves you to previous sheet). The other option is to use your mouse to click on the different sheet tabs.

I Want to See Descriptions on Left When Inputting Numbers in Budget Column:

On the "View" ribbon in the Window area there is an item called Freeze Panes. Freeze Panes allows you to tell the computer what columns and/or rows you wish to see at all times. Freeze Panes will freeze whatever rows are above your active cell and also whatever columns are to the left of your active cell. By choosing the option again it will turn the option off.

The Cell Is Locked:

UNDER NO CIRCUMSTANCES WILL PASSWORDS BE GIVEN OUT. Either the cell is locked because it contains a formula or you are trying to input information in the wrong cell.

You Note Any Errors Or Have Any Problems:

We have tested this spreadsheet through various methods to help identify any problem areas and to ensure formulas are correct. However, we cannot account for all the variables that occur with each individual budget. If you feel there is an error in a formula please contact us immediately so we can go over the problem(s) and if necessary correct the situation.

All of your comments or ideas to better the budget form are taken into consideration. Please feel free to [contact us at \(402\) 471-2111](#) with these items. We make this available to you to HELP in the budget process and wish to make any improvements that would make the spreadsheet more user friendly.

Due by September 20th:

- Budget Form
- Page 2, Total Resources Available (Column 4) agrees to Total Requirements (Column 9).
- Page 2, Total Beginning Balance (Column 1) agrees to Page 3 Total Ending Balance (Column 8).
- Page 3, Total Beginning Balance (Column 1) agrees to Page 4 Total Ending Balance (Column 8).
- Page 4, Total Beginning Balance (Column 1) agrees to the prior School District Budget Form, Page 4, Total Ending Balance (Column 8). If it does not agree, please provide explanation.
- Schedule B, shows the District is in compliance with State Statutes
- Proof of Publication for Notice of Budget Hearing (NBH).
- Schedules A, B, and D
- Certificate of Valuation(s). Total Certified Valuation was completed on Page 1.
- Lid Computation Form LC-2 and the Special Grant Fund List
- Joint Public Agency & Interlocal Agreements is indicated by checking the box. If school district answers YES, the Report of Joint Public Agency & Interlocal Agreements is due on or before September 20th.

If your school district has held a successful election to override the levy limits, which is in effect for this budget year, you will also need:

- Election Ballot and Certified Election Returns for the special election to override the levy limits.

Please Complete this **Basic Data Input** -It will put information consistently through

INPUT ↓

County-District #:	<u>10-0069</u>	
Name of School:	<u>Ravenna Public Schools</u>	
Name of County:	<u>Buffalo</u>	<i>Do not include the word "County"</i>
Class:	<u>3</u>	
Current Valuation	<u>759,850,666</u>	
Prior Valuation	<u>759,850,666</u>	
Prior Year Property Tax Request	<u>5,672,095.90</u>	
Prior Year Levy Rate	<u>0.746475</u>	
Hearing Held On:	<u></u>	
Day of month:	<u>28</u>	
Month:	<u>August</u>	
Year:	<u>2019</u>	
Time:	<u>12:05</u>	
A.M. or P.M.:	<u>P.M.</u>	
Location of Hearing:	<u>Ravenna Public Schools Youth Center</u>	
Special Hearing to Set Final Tax Request Held On:	<u></u>	
Day of month:	<u>9</u>	
Month:	<u>September</u>	
Year:	<u>2019</u>	
Time:	<u>8:00</u>	
A.M. or P.M.:	<u>P.M.</u>	
Location of Hearing:	<u>Ravenna Public Schools High School Library</u>	

**2019-2020
STATE OF NEBRASKA
SCHOOL DISTRICT BUDGET FORM**

County-District #: 10-0069 Class #: 3
Ravenna Public Schools
TO THE COUNTY BOARD AND COUNTY CLERK OF
Buffalo County

This budget is for the Period SEPTEMBER 1, 2019 through AUGUST 31, 2020

Upon Filing, The School Certifies the Information Submitted on this Form to be Correct:

AMOUNT OF PERSONAL AND REAL PROPERTY TAX REQUIRED FOR:	Principal and Interest on Bonds	All Other Purposes	TOTAL
General Fund	\$ -	\$ 5,036,840.00	\$ 5,036,840.00
Bond Fund(s) <i>[If More Than 1 Bond Fund - Total All Together]</i>	\$ -		\$ -
Special Building Fund	\$ -	\$ 505,051.00	\$ 505,051.00
Qualified Capital Purpose Undertaking Fund	\$ -	\$ 116,162.00	\$ 116,162.00
Total All Funds	\$ -	\$ 5,658,053.00	\$ 5,658,053.00

Outstanding Bonded Indebtedness as of September 1, 2019
(Include Bond Fund(s) and Qualified Capital Purpose Undertaking Fund)

\$ 225,000.00	Principal
\$ 4,072.00	Interest
\$ 229,072.00	Total Outstanding Bonded Indebtedness

Total Certified Valuation (All Counties) \$ 759,850,666
*(Certification of Valuation(s) from County Assessor **MUST** be attached)*

Report of Joint Public Agency & Interlocal Agreements

Was this Subdivision involved in any Interlocal Agreements or Joint Public Agencies for the reporting period of July 1, 2018 through June 30, 2019?

YES NO
If YES, Please submit Interlocal Agreement Report by September 20th.

Report of Trade Names, Corporate Names & Business Names

Did the subdivision operate under a separate Trade Name, Corporate Name, or other Business Name during the period of July 1, 2018 through June 30, 2019?

YES NO
If YES, Please submit Trade Name Report by September 20th.

Has your School District held a successful election to override the levy limits provided in Statute 77-3442, which is in effect for 2018-2019 school fiscal year?

YES NO

County Clerk's Use Only

APA Contact Information

Auditor of Public Accounts
State Capitol, Suite 2303
Lincoln, NE 68509

Telephone: (402) 471-2111 **FAX:** (402) 471-3301

Website: www.auditors.nebraska.gov

Questions - E-Mail: Deann.Haeffner@nebraska.gov

Submission Information

Budget Due by 9-20-2019

- Submit budget to:**
1. Auditor of Public Accounts -Electronically on Website or Mail
 2. County Board (SEC. 13-508), C/O County Clerk
 3. Nebraska Dept. of Education -Upload to NDE Portal only

BUDGET STATEMENT AND CERTIFICATION OF TAX

County-District # 10-0069
Ravenna Public Schools

2019-2020 BUDGET ADOPTED									
	TOTAL BEGINNING BALANCE (Column 1)	TOTAL AVAILABLE RESOURCES BEFORE PROPERTY TAXES (Including Beginning Balances) (Column 2)	PERSONAL AND REAL PROPERTY TAXES (Column 3)	TOTAL RESOURCES AVAILABLE (Col 2 + Col 3) (Column 4)	TOTAL BUDGET OF DISBURSEMENTS & TRANSFERS - SPECIAL EDUCATION (Column 5)	TOTAL BUDGET OF DISBURSEMENTS & TRANSFERS - NON-SPECIAL EDUCATION (Column 6)	TOTAL BUDGET OF DISBURSEMENTS & TRANSFERS (Col 5 + Col 6) (Column 7)	NECESSARY CASH RESERVE (Column 8)	TOTAL REQUIREMENTS (Col 7 + Col 8) (Column 9)
General	3,517,727.00	4,662,308.00	4,986,472.00	9,648,780.00	1,697,376.00	5,951,404.00	7,648,780.00	2,000,000.00	9,648,780.00
Depreciation	99,243.00	250,000.00		250,000.00			250,000.00		250,000.00
Employee Benefit	14,731.00	14,731.00		14,731.00			14,731.00	-	14,731.00
Contingency	-	-		-			-		-
Activities	159,656.00	425,000.00		425,000.00			425,000.00	-	425,000.00
School Nutrition	8,540.00	350,000.00		350,000.00			350,000.00	-	350,000.00
Bond	-	-	-	-			-	-	-
Special Building	436,172.00	449,872.00	500,000.00	949,872.00			949,872.00		949,872.00
Qualified Capital Purpose Undertaking	164,112.00	165,512.00	115,000.00	280,512.00			280,512.00	-	280,512.00
Cooperative	-	-		-			-	-	-
Student Fee	-	-		-			-	-	-
				-					-
TOTAL ALL FUNDS	4,400,181.00	6,317,423.00	5,601,472.00	11,918,895.00	1,697,376.00	5,951,404.00	9,918,895.00	2,000,000.00	11,918,895.00

PERSONAL AND REAL PROPERTY TAX RECAP	General Fund	Bond Fund(s) [Total Of All Bond Funds]	Special Building Fund	Qualified Capital Purpose Undertaking Fund
	PERSONAL AND REAL PROPERTY TAXES FROM COLUMN 3 (Line A)	4,986,472.00	-	500,000.00
COUNTY TREASURER'S COMMISSION 1% OF TAXES COLLECTED (Line B)	50,368.00	-	5,051.00	1,162.00
TOTAL PERSONAL AND REAL PROPERTY TAXES (Line A + Line B) (Line C)	5,036,840.00	-	505,051.00	116,162.00

CERTIFIED STATE AID	MOTOR VEHICLE TAXES
\$ 112,231.00	\$ 220,000.00

COUNTY TREASURER'S BALANCE, 9-1-2019			
-	-	-	-

2018-2019 ACTUAL/ESTIMATED								
	TOTAL BEGINNING BALANCE (Column 1)	TOTAL AVAILABLE RESOURCES BEFORE PROPERTY TAXES (Including Beginning Balances) (Column 2)	PERSONAL AND REAL PROPERTY TAXES (Column 3)	TOTAL RESOURCES AVAILABLE (Col 2 + Col 3) (Column 4)	TOTAL DISBURSEMENTS & TRANSFERS - SPECIAL EDUCATION (Column 5)	TOTAL DISBURSEMENTS & TRANSFERS - NON-SPECIAL EDUCATION (Column 6)	TOTAL DISBURSEMENTS & TRANSFERS (Col 5 + Col 6) (Column 7)	TOTAL ENDING BALANCE (Col 4 - Col 7) (Column 8)
General	4,836,714.00	6,294,765.00	4,525,812.00	10,820,577.00	1,605,287.00	5,697,563.00	7,302,850.00	3,517,727.00
Depreciation	154,111.00	264,131.00		264,131.00			164,888.00	99,243.00
Employee Benefit	14,822.00	14,866.00		14,866.00			135.00	14,731.00
Contingency	-	-		-			-	-
Activities	137,056.00	407,556.00		407,556.00			247,900.00	159,656.00
School Nutrition	15,197.00	266,678.00		266,678.00			258,138.00	8,540.00
Bond	-	-	-	-			-	-
Special Building	179,590.00	232,023.00	400,000.00	632,023.00			195,851.00	436,172.00
Qualified Capital Purpose Undertaking	192,097.00	203,687.00	75,000.00	278,687.00			114,575.00	164,112.00
Cooperative	-	-		-			-	-
Student Fee	-	-		-			-	-
				-				-
TOTAL ALL FUNDS	5,529,587.00	7,683,706.00	5,000,812.00	12,684,518.00	1,605,287.00	5,697,563.00	8,284,337.00	4,400,181.00

NOTE: Total Disbursements and Transfers (Column 7) is the sum of Column 5 and Column 6 for the General Fund only. For all other funds, numbers will pull automatically from the Worksheets.

MOTOR VEHICLE TAXES	
\$	215,000.00

2017-2018 ACTUAL								
	TOTAL BEGINNING BALANCE (Column 1)	TOTAL AVAILABLE RESOURCES BEFORE PROPERTY TAXES (Including Beginning Balances) (Column 2)	PERSONAL AND REAL PROPERTY TAXES (Column 3)	TOTAL RESOURCES AVAILABLE (Col 2 + Col 3) (Column 4)	TOTAL DISBURSEMENTS & TRANSFERS - SPECIAL EDUCATION (Column 5)	TOTAL DISBURSEMENTS & TRANSFERS - NON-SPECIAL EDUCATION (Column 6)	TOTAL DISBURSEMENTS & TRANSFERS (Col 5 + Col 6) (Column 7)	TOTAL ENDING BALANCE (Col 4 - Col 7) (Column 8)
General	3,700,672.00	5,696,727.00	5,222,795.00	10,919,522.00	1,162,332.00	4,920,476.00	6,082,808.00	4,836,714.00
Depreciation	16,439.00	225,856.00		225,856.00			71,745.00	154,111.00
Employee Benefit	14,794.00	14,822.00		14,822.00			-	14,822.00
Contingency	-	-		-			-	-
Activities	137,988.00	399,710.00		399,710.00			262,654.00	137,056.00
School Lunch	9,383.00	280,605.00		280,605.00			265,408.00	15,197.00
Bond	-	-	-	-			-	-
Special Building	314,893.00	357,426.00	148,024.00	505,450.00			325,860.00	179,590.00
Qualified Capital Purpose Undertaking	195,198.00	204,862.00	99,708.00	304,570.00			112,473.00	192,097.00
Cooperative	-	-		-			-	-
Student Fee	-	-		-			-	-
				-				-
TOTAL ALL FUNDS	\$ 4,389,367.00	7,180,008.00	5,470,527.00	12,650,535.00	1,162,332.00	4,920,476.00	7,120,948.00	5,529,587.00

NOTE: Total Disbursements and Transfers (Column 7) is the sum of Column 5 and Column 6 for the General Fund only. For all other funds, numbers will pull automatically from the Worksheets.

MOTOR VEHICLE TAXES
\$ 212,328.00

CORRESPONDENCE INFORMATION

ENTITY OFFICIAL ADDRESS

If no official address, please provide address where correspondence should be sent

NAME Ken Schroeder
ADDRESS 41750 Carthage Road
CITY & ZIP CODE Ravenna, NE 68869
TELEPHONE 308-452-3249 ext. 1194
WEBSITE <http://www.ravennabluejays.org/>

	<u>BOARD CHAIRPERSON</u>	<u>CLERK/TREASURER/SUPERINTENDENT/OTHER</u>	<u>PREPARER</u>
NAME	<u>Misti Fiddelke</u>	<u>Ken Schroeder</u>	<u>Ken Schroeder</u>
TITLE /FIRM NAME	<u>Chairperson</u>	<u>Superintendent</u>	<u>Superintendent</u>
TELEPHONE	<u>(308) 627-7394</u>	<u>(308) 452-3249 ext. 1194</u>	<u>(308) 452-3249 ext. 1194</u>
EMAIL ADDRESS	<u>misti.fiddelke@ravennabluejays.org</u>	<u>ken.schroeder@ravennabluejays.org</u>	<u>ken.schroeder@ravennabluejays.org</u>

For Questions on this form, who should we contact (please √ one): Contact will be via email if supplied.

- Board Chairperson
- Clerk / Treasurer / Superintendent / Other
- Preparer

SCHEDULE A GENERAL FUND LID EXCLUSIONS

County-District #

10-0069

Ravenna Public Schools

Line No.		2018-2019 Amount Budgeted To Spend
1	Repairs to Infrastructure Damaged by a Natural Disaster: (List repair)	
2		
3		
4		
5		
6		
7		
8		
9	Total Repairs to Infrastructure Damaged by a Natural Disaster (Lines 1 through 8)	\$ -
10	Judgments: (List the types of judgments obtained against your School District to the extent such judgment is not paid by liability insurance)	
11		
12		
13		
14		
15		
16		
17	Total Judgments (Lines 11 through 16)	\$ -
18	Distance Education Courses	\$ 35,000.00
19	Amounts eligible as exclusion for Voluntary Termination Agreements	
20	Retirement Contribution Increase	\$ 93,579.00
21	Native American Impact Aid	
22	Total General Fund Lid Exclusions - To LC-2 Form (Line 9 + Line 17 to 21)	\$ 128,579.00

Ravenna Public Schools
Schedule B - Levies

Levy Limit Compliance

NOTE: The Schedule portion below is to determine if the School District has met the levy limitations.

Line No.		General Fund (Column A)	Bond Funds (Column B)	Special Building Funds (Column C)	Qualified Capital Purpose Undertaking Funds (Column D)
1	Total Personal and Real Property Taxes -Cover Page	5,036,840.00	-	505,051.00	116,162.00
2	Exclusions:				
3	Bonded indebtedness secured by a levy on property (Includes Co. Treasurer Comm.)	-	-		116,162.00
4	Judgments not paid by liability insurance	-			
5	Voluntary termination agreements with certificated staff / employees occurring prior to 9/1/17	-			
6	Voluntary termination agreements with certificated Teachers 9/1/17 and after	-			
7	Voluntary termination agreements from collective bargaining agreement with certificated employees 9/1/18 to 8/31/19 up to 50%	-			
8					
9					
10					
11					
12	Total Exclusions (Line 3 + Line 11)	-	-	-	116,162.00
13	Total Personal and Real Property Tax Requirement Subject to the Levy Limitation (Line 1 minus Line 12)	5,036,840.00	-	505,051.00	-
14	Assessed Valuation	759,850,666	759,850,666	759,850,666	759,850,666
15	Levy Subject to Limitation ((Line 13 / Line 14) x 100)	0.662872	0.000000	0.066467	0.000000
16	Total Levy for Compliance	0.729339			

Levies Expected to be Set by County

NOTE: The Schedule portion below is to assist with the Levy setting process.

Fund	Property Taxes	Valuation	Expected Levy
General Fund	\$ 5,036,840.00	\$ 759,850,666	0.662872
Special Building Fund	\$ 505,051.00	\$ 759,850,666	0.066467
Bond Fund	\$ -	\$ 759,850,666	0
Bond Fund	\$ -	\$ 759,850,666	0
Bond Fund	\$ -	\$ 759,850,666	0
QCPUF Fund	\$ 116,162.00	\$ 759,850,666	0.015287
QCPUF Fund	\$ -	\$ 759,850,666	0
	\$ -	\$ 759,850,666	0
	\$ -	\$ 759,850,666	0
	\$ -	\$ 759,850,666	0
	\$ -	\$ 759,850,666	0
	\$ -	\$ 759,850,666	0
	\$ -	\$ 759,850,666	0
	\$ -	\$ 759,850,666	0
Total	\$ 5,658,053.00		\$ 0.744626

Must agree to Cover

If the total levy on Line 16 is \$1.05, or less, the levy limitation per State Statute Section 77-3442 has been met.

If Total of Line 16 is greater than \$1.05 and you **did not** hold a successful election to override the levy, you are in violation of the levy lid. The school district **must reduce property taxes** to meet the levy limitation.

If Total of Line 16 is greater than \$1.05 and you **held** a successful election to override the levy, which is in effect for the you must **attach a copy of the election ballot and the certified election returns** to your budget.

Qualified Capital Purpose Undertaking Fund levy. A district may only exceed the maximum levy of five and one-fifth cents per one hundred dollars of taxable valuation in any year if (i) the taxable valuation of the district is lower than the taxable valuation in the year in which the district last issued capital purpose undertaking bonds or (ii) such maximum levy is insufficient to meet the annual principal and interest obligations for all capital purpose undertaking bonds. Projects beginning after April 19, 2016 can only have a maximum levy of three cents per one hundred dollars of taxable valuation in any year. (Statute 79-10,110 & 79-10,110.02).

Special Building Fund levy. Limit on Building Fund levy of 14 cents (Statute 79-10,120)

REMINDER: School districts that have combined levies greater than \$1.20 or the combined levies that exceeded the maximum levy approved at a special election may be subject to petitions for the free holding of territory. Combined levies do not include levies for bonded indebtedness approved by the voters of a school district or levies for the refinancing of such bonded indebtedness.

Voluntary Termination Exclusions

Line 5 Amounts to pay for current and future sums agreed to be paid by a school district to certificated employees in exchange for a voluntary termination of employment occurring prior to 9/1/17

Line 6 Amount levied by school district at maximum levy to pay for current and future qualified voluntary termination incentives for certificated teachers pursuant to statute. Payments cannot exceed \$35,000, must be paid within 5 years, will result in savings to the school, were not included in a collective bargaining agreement

Line 7 Amounts levied by school district at maximum levy to pay for 50% of the current and future sums agreed to be paid to certificated employees in exchange for voluntary termination between 9/1/18 to 8/31/19 as a result of collective bargaining agreement in force on 9/1/17

Superintendent Pay Transparency Notice—Proposed Contract *(Name of current or new superintendent)*

Notice is hereby given that Ravenna Public Schools has approval of a proposed superintendent employment contract/contract amendment on its agenda for the board meeting to be held on 8th, 2019 at 8:00 PM at the Ravenna Public Schools High School Library in Ravenna, Nebraska.

After the 2019/20 school year, how many years remain on the contract:
 (Column F must be completed if additional years remain on contract.)

1

The estimated costs to the district for the 2019/20 year and future years are listed below:

	2019/20 Base Pay, Additional Compensation & Benefits	Future Base Pay, Additional Compensation & Benefits per Contract	TOTAL CONTRACT COST
Base Pay for the Total FTE	\$ 133,788.00	\$ 133,788.00	\$ 267,576.00
Compensation for activities outside of the regular salary:			
• <i>Extended contracts / Activities outside of regular salary</i>			\$ -
• <i>Bonus/Incentive/Performance Pay</i>			\$ -
• <i>Stipends</i>			\$ -
• <i>All other costs not mentioned above</i>			\$ -
Benefits and Payroll Costs Paid by district:			
• <i>Insurances (Health, Dental, Life, Long Term Disability)</i>	\$ 22,740.00	22740	\$ 45,480.00
• <i>Cafeteria Plan Stipend</i>			\$ -
• <i>Cash in lieu of insurance</i>			\$ -
• <i>Employee's share of retirement, deferred compensation, FICA and Medicare if paid by the district</i>	\$ 23,449.00	23,449.00	\$ 46,898.00
• <i>District's share of retirement, FICA and Medicare</i>			\$ -
• <i>IRS value of housing allowance</i>			\$ -
• <i>IRS value of vehicle allowance</i>			\$ -
• <i>Additional leave days</i>			\$ -
• <i>Annuities</i>			\$ -
• <i>Service credit purchase</i>			\$ -
• <i>Association / Membership dues</i>	\$ 1,500.00	\$ 1,500.00	\$ 3,000.00
• <i>Cell Phone/Internet reimbursement</i>	\$ 1,200.00	\$ 1,200.00	\$ 2,400.00
• <i>Relocation reimbursement</i>			\$ -
• <i>Travel allowance/reimbursement</i>	\$ 6,500.00	\$ 6,500.00	\$ 13,000.00
• <i>Mileage Allowance</i>			\$ -
• <i>Educational tuition assistance</i>			\$ -
• <i>All other benefit costs not mentioned above</i>			\$ -
Totals:	\$ 189,177.00	\$ 189,177.00	\$ 378,354.00

NOTICE OF BUDGET HEARING AND BUDGET SUMMARY

Ravenna Public Schools (10-0069) in Buffalo County, Nebraska

PUBLIC NOTICE is hereby given, in compliance with the provisions of State Statute Sections 13-501 to 13-513, that the governing body will meet on the 28 day of August, 2019 at 12:05 o'clock, P.M., at Ravenna Public Schools Youth Center for the purpose of hearing support, opposition, criticism, suggestions or observations of taxpayers relating to the following proposed budget and to consider amendments relative thereto. The budget detail is available at the office of the Clerk/Secretary during regular business hours.

FUNDS	Actual Disbursements & Transfers	Actual/Estimated Disbursements & Transfers	Budgeted Disbursements & Transfers	Necessary Cash Reserve (4)	Total Available Resources Before Property Taxes (5)	Total Personal and Real Property Tax Requirement (7)
	2017-2018 (1)	2018-2019 (2)	2019-2020 (3)			
General	\$ 6,082,808.00	\$ 7,302,850.00	\$ 7,648,780.00	\$ 2,000,000.00	\$ 4,662,308.00	\$ 5,036,840.00
Depreciation	\$ 71,745.00	\$ 164,888.00	\$ 250,000.00		\$ 250,000.00	
Employee Benefit	\$ -	\$ 135.00	\$ 14,731.00	\$ -	\$ 14,731.00	
Contingency	\$ -	\$ -	\$ -		\$ -	
Activities	\$ 262,654.00	\$ 247,900.00	\$ 425,000.00	\$ -	\$ 425,000.00	
School Nutrition	\$ 265,408.00	\$ 258,138.00	\$ 350,000.00	\$ -	\$ 350,000.00	
Bond	\$ -	\$ -	\$ -	\$ -	\$ -	\$ -
Special Building	\$ 325,860.00	\$ 195,851.00	\$ 949,872.00		\$ 449,872.00	\$ 505,051.00
Qualified Capital Purpose Undertaking	\$ 112,473.00	\$ 114,575.00	\$ 280,512.00	\$ -	\$ 165,512.00	\$ 116,162.00
Cooperative	\$ -	\$ -	\$ -	\$ -	\$ -	
Student Fee	\$ -	\$ -	\$ -	\$ -	\$ -	
	\$ -	\$ -	\$ -	\$ -	\$ -	
TOTALS	\$ 7,120,948.00	\$ 8,284,337.00	\$ 9,918,895.00	\$ 2,000,000.00	\$ 6,317,423.00	\$ 5,658,053.00

Notice of Special Hearing To Set Final Tax Request

Ravenna Public Schools (10-0069) in Buffalo County, Nebraska

PUBLIC NOTICE is hereby given, in compliance with the provisions of State Statute Section 77-1601.02, that the governing body will meet on the 9 day of September 2019 at 8:00 o'clock P.M., at Ravenna Public Schools High School Library for the purpose of hearing support, opposition, criticism, suggestions or observations of taxpayers relating to setting the final tax request at a different amount than the prior year tax request.

	2018-2019	2019-2020	Change
Property Valuations	759,850,666	759,850,666	0%

2018/19 Budget Information

2019/20 Budget Information

Fund	2018-2019 Operating Budget	2018-2019 Property Tax Request	2018 Tax Rate	Property Tax Rate (2018-2019 Request Divided By 2019 Valuation)	2019-2020 Operating Budget	2019-2020 Proposed Property Tax Request	Proposed 2019 Tax Rate	Change in Tax Rate	Change in Operating Budget
General Fund	7,302,850.00	5,050,505.00	0.664671	0.664671	7,648,780.00	5,036,840.00	0.662872	0%	5%
Bond Fund(s) K - 12			0.000000	0.000000	-	-	0.000000	#DIV/0!	#DIV/0!
Bond Fund(s) K - 8			0.000000	0.000000			0.000000	#DIV/0!	#DIV/0!
Bond Fund(s) 9 - 12			0.000000	0.000000			0.000000	#DIV/0!	#DIV/0!
Bond Fund _____	5,000.00	-	0.000000	0.000000			0.000000	#DIV/0!	-100%
Special Building Fund	626,855.00	505,050.00	0.066467	0.066467	949,872.00	505,051.00	0.066467	0%	52%
Qualified Capital Purpose Undertaking Fund K - 12	282,685.00	116,540.00	0.015337	0.015337	280,512.00	116,162.00	0.015287	0%	-1%
Qualified Capital Purpose Undertaking Fund K - 8			0.000000	0.000000			0.000000	#DIV/0!	#DIV/0!
Qualified Capital Purpose Undertaking Fund 9 - 12			0.000000	0.000000			0.000000	#DIV/0!	#DIV/0!
Total	8,217,390.00	5,672,095.00	0.746475	0.746475	8,879,164.00	5,658,053.00	0.744626	0%	8%

BUDGET STATEMENT AND CERTIFICATION OF TAX

County-District #

10-0069

Line No.	GENERAL FUND	Source Number	ACTUAL 9-1-2017 to 8-31-2018 (Column 1)	ACTUAL/ESTIMATED 9-1-2018 to 8-31-2019 (Column 2)	ADOPTED 9-1-2019 to 8-31-2020 (Column 3)
1	DISBURSEMENTS & TRANSFERS				
2	All Instruction Except Special Education Instructional Programs	1000's	2,629,259.00	3,200,000.00	3,398,950.00
3	Special Education Instructional Programs (Include Pre-School)	1200's	1,162,332.00	1,590,787.00	1,647,648.00
4					
5	Support Services - Pupils (SPED Related)	2100's			
6	Support Services - Pupil (Non-SPED Related)	2100's	147,666.00	165,000.00	169,813.00
7	Support Services - Instructional	2200's	178,257.00	230,000.00	235,260.00
8					
9	Board of Education	2310	47,443.00	52,000.00	52,250.00
10	Executive Administration Services	2320	553,820.00	215,000.00	221,206.00
11	District Legal Services	2330		16,000.00	20,000.00
12	Office of the Principal	2410		385,000.00	398,475.00
13	General Administration - Business Services	2500	174,292.00	195,000.00	185,013.00
14	Maintenance and Operation of Building(s) & Site(s)	2600's	626,016.00	536,363.00	583,730.00
15	Vehicle Acquisition & Maintenance	2650	39,350.00		-
16	Regular Pupil Transportation	2710 / 2720 / 2730 / 2790	206,402.00	250,000.00	245,347.00
17	Special Education Pupil Transportation (Include Pre-School)	2712 / 2713 / 2722 / 2723 / 2732 / 2733 / 2792 / 2793		14,500.00	49,728.00
18					
19	Community Services	3300			17,610.00
20	Categorical Grant from Corporation	3400		30,000.00	
21	State Categorical Programs	3500's	38,921.00	28,200.00	17,839.00
22	Debt Services	5000			
23	Federal Programs	6000's	258,465.00	285,000.00	283,952.00
24					
25	Transfers to _____ Fund	8000	20,585.00	110,000.00	121,959.00
26	Interfund Loan/Repayment to _____ Fund				
27					
28					
29					
30	Total Disbursements & Transfers (Including SPED)		6,082,808.00	7,302,850.00	
31	Total Special Education Disbursements	1200 + 2100 + 27X2	1,162,332.00	1,605,287.00	1,697,376.00
32	Total Non-Special Education Disbursements & Transfers		4,920,476.00	5,697,563.00	5,951,404.00
33	TOTAL BUDGET OF DISBURSEMENTS & TRANSFERS (Including SPED)				7,648,780.00
34	NECESSARY CASH RESERVE				2,000,000.00
35	TOTAL REQUIREMENTS				9,648,780.00

36					
37	BEGINNING BALANCES				
38	Cash Balance, 9-1		2,267,529.00	3,313,152.00	3,517,727.00
39	Investments, 9-1		155,738.00	156,770.00	
40	County Treasurer's Balance, 9-1		1,277,405.00	1,366,792.00	
41	Total Beginning Balance		3,700,672.00	4,836,714.00	3,517,727.00
42					
43	RECEIPTS, & TRANSFERS				
44	LOCAL SOURCES				
45	Carline Tax	1115	15,194.00	13,000.00	15,000.00
46	Public Power District Sales Tax	1120	181,434.00	125,000.00	130,000.00
47	Motor Vehicle Taxes	1125	212,328.00	215,000.00	220,000.00
48	Tuition Received from Other Districts	1321 / 1323 / 1335	32,300.00	20,000.00	20,000.00
49	Tuition Received from Individuals	1311-13 / 1370			
50	Other Tuition	1315 / 1320 / 1322 / 1330 / 1331 / 1340 / 1360			
51	Transportation Received from Individuals	1410-1411			
52	Transportation Received from Other Districts	1420-1440			
53	Interest	1510 / 1520	7,301.00	5,000.00	5,000.00
54	Community Service Activities	1800			
55	Other Local Receipts	1910 / 1920 / 1990	700.00	100.00	100.00
56	Local License Fees/Court Fines	1911 / 1921	3,500.00	1,500.00	1,500.00
57	Nameplate Capacity Tax	3133			
58	Categorical Grants from Corporations / Private	1925			
59					
60					
61					
62					
63					
64	COUNTY AND ESU SOURCES				
65	Fines and License Fees	2110	30,925.00	25,000.00	25,000.00
66	Other County Sources	2130	7,187.00		
67	ESU Receipts	2210		-	
68	In Lieu of Tax			1,000.00	1,000.00
69					
70	STATE SOURCES				
71	State Aid	3110	36,341.00	33,705.00	112,231.00
72	Special Education Programs	3120	552,098.00	350,000.00	350,000.00
73	Special Education Transportation	3125	3,315.00	3,000.00	3,250.00
74	Homestead Exemption	3130	63,785.00	45,000.00	

75	Payments for Wards of the State or Court	3160 / 3161			
76	Pro-Rate Motor Vehicles	3180	13,826.00	10,000.00	11,000.00
77	Payments for High Ability Learners	3535	5,116.00	4,799.00	5,000.00
78	Other State Appropriations				
79					
80					
81					
82					
83					
84	State Apportionment	3400	62,019.00	50,000.00	50,000.00
85	Other			-	
86	State Categorical Programs	3500's	16,421.00	1,500.00	5,000.00
87	Other State Receipts	3990			
88	Property Tax Credit and Personal Property Tax Credit	3131 / 3132 / 3134	403,274.00	350,105.00	
89	FEDERAL SOURCES				
90	Title ESSA Programs (Includes ESSA Title I)	4500-4511	45,133.00	45,000.00	50,000.00
91		4526-4528, 4531			
92	Title II		10,113.00	10,000.00	11,000.00
93					
94	IDEA Programs	4512-4523			
95	IDEA Base & Enrollment Poverty	4416-4418	223,126.00	132,000.00	125,000.00
96					
97	Medicaid in Public Schools	4708			
98	Medicaid Administrative Activities in Public Schools	4709	4,003.00	5,300.00	4,500.00
99	Title 8 (Impact Aid)	4305		4,750.00	
100	Other Federal Non-Categorical Receipts	4524	2,401.00		
101	REAP		52,912.00		
102					
103					
104	Vocational Education (Carl Perkins)	4525			
105	Other Federal Categorical Receipts	4530			
106					
107	Grants from Corporations & Other Private Interests	4710			
108					
109	NON-REVENUE SOURCES				
110	Tax Anticipation Notes	5150			
111	Long Term Loans	5400			
112	Insurance Adjustments	5301		1,792.00	
113	Sale of Property	5300	2,853.00	5,500.00	
114	Transfers from _____ Fund	5200			
115	Cash Balance from Dissolved/Merged Districts	5610			

116					
117	Other Non-Revenue Receipts	5690	8,450.00	-	
118	Learning Community Property Taxes				
119	Interfund Loan/Repayment From _____ Fund				
120	Total Available Resources Before Property Taxes		5,696,727.00	6,294,765.00	4,662,308.00
121	Personal and Real Property Taxes	1100	5,222,795.00	4,525,812.00	4,986,472.00
122	TOTAL RESOURCES AVAILABLE		10,919,522.00	10,820,577.00	9,648,780.00
123	Less: Disbursements & Transfers		6,082,808.00	7,302,850.00	
124	BALANCE FORWARD		4,836,714.00	3,517,727.00	

1. Tax from Line 121
2. Compute County Treasurer's Commission at 1% of tax collections.
3. Total Personal and Real Property Tax Requirement

PROPERTY TAX RECAP	
	4,986,472.00
	50,368.00
	5,036,840.00

Note: To present a balanced budget, TOTAL RESOURCES AVAILABLE on line 122 must agree with TOTAL REQUIREMENTS on line 35 in the Adopted Column.

BUDGET STATEMENT AND CERTIFICATION OF TAX

County-District #

10-0069

Line No.	DEPRECIATION FUND	Object/ Source Number	ACTUAL 9-1-2017 to 8-31-2018 (Column 1)	ACTUAL/ESTIMATED 9-1-2018 to 8-31-2019 (Column 2)	ADOPTED 9-1-2019 to 8-31-2020 (Column 3)
1	DISBURSEMENTS & TRANSFERS				
2	Re-Appropriated Funds		71,745.00		75,000.00
3	High Jump Expenditure 2018-19			6,919.00	
4	Bus Expenditure 2018-19			96,815.00	
5	Staff Computer Refresh 2018-19			33,979.00	
6	Maintenance Pick Up 2018-19			\$25,000	
7	Discus Ring & Netting Expenditure 2018-19			2,175.00	
8	1/2 Student Computer & Server Refresh 2019-20				75,000.00
9	Bus Purchase 2019-20 (Contingent on NDEQ Grant)				100,000.00
10					
11	Transfers to General Fund	8000-911			
12	Total Disbursements & Transfers		71,745.00	164,888.00	
13	TOTAL BUDGET OF DISBURSEMENTS & TRANSFERS				250,000.00
14	TOTAL REQUIREMENTS				250,000.00
15	BEGINNING BALANCES, RECEIPTS, & TRANSFERS				
16	Cash Balance, 9-1		16,439.00	154,111.00	99,243.00
17	Investments, 9-1				
18	Total Beginning Balance		16,439.00	154,111.00	99,243.00
19	LOCAL SOURCES				
20	Interest	1510	20.00	20.00	
21					
22	NON-REVENUE SOURCES				
23	Transfers from General Fund	5200	209,397.00	110,000.00	150,757.00
24					
25					
26					
27	TOTAL RESOURCES AVAILABLE		225,856.00	264,131.00	250,000.00
28	Less: Disbursements & Transfers		71,745.00	164,888.00	
29	BALANCE FORWARD		154,111.00	99,243.00	

NOTE: To present a balanced budget, TOTAL RESOURCES AVAILABLE on line 27 must agree with TOTAL REQUIREMENTS on line 14 in the Adopted Column.

BUDGET STATEMENT AND CERTIFICATION OF TAX

County-District #

10-0069

Line No.	EMPLOYEE BENEFIT FUND	Object/ Source Number	ACTUAL 9-1-2017 to 8-31-2018 (Column 1)	ACTUAL/ESTIMATED 9-1-2018 to 8-31-2019 (Column 2)	ADOPTED 9-1-2019 to 8-31-2020 (Column 3)
1	DISBURSEMENTS & TRANSFERS				
2	Re-Appropriated Funds		-		14,731.00
3				135.00	
4					
5					
6					
7					
8					
9					
10					
11	Transfers to General Fund	8000-911			
12	Total Disbursements & Transfers		-	135.00	
13	TOTAL BUDGET OF DISBURSEMENTS & TRANSFERS				14,731.00
14	NECESSARY CASH RESERVE				
15	TOTAL REQUIREMENTS				14,731.00
16	BEGINNING BALANCES, RECEIPTS, & TRANSFERS				
17	Cash Balance, 9-1		14,794.00	14,822.00	14,731.00
18	Investments, 9-1				
19	Total Beginning Balance		14,794.00	14,822.00	14,731.00
20	LOCAL SOURCES				
21	Interest	1510	28.00	44.00	
22					
23	NON-REVENUE SOURCES				
24	Transfers from General Fund	5200			
25					
26					
27					
28	TOTAL RESOURCES AVAILABLE		14,822.00	14,866.00	14,731.00
29	Less: Disbursements & Transfers		-	135.00	
30	BALANCE FORWARD		14,822.00	14,731.00	

Note: To present a balanced budget, TOTAL RESOURCES AVAILABLE on line 28 must agree with TOTAL REQUIREMENTS on line 15 in the Adopted Column.

BUDGET STATEMENT AND CERTIFICATION OF TAX

County-District #

10-0069

Line No.	CONTINGENCY FUND	Object/ Source Number	ACTUAL 9-1-2017 to 8-31-2018 (Column 1)	ACTUAL/ESTIMATED 9-1-2018 to 8-31-2019 (Column 2)	ADOPTED 9-1-2019 to 8-31-2020 (Column 3)
1	DISBURSEMENTS & TRANSFERS				
2	Legal Services	2330			
3	Judgments/Settlements	820			
4					
5					
6					
7	Transfers to General Fund	8000-911			
8	Total Disbursements & Transfers		-	-	
9	TOTAL BUDGET OF DISBURSEMENTS & TRANSFERS				-
10	TOTAL REQUIREMENTS				-
11	BEGINNING BALANCES, RECEIPTS, & TRANSFERS				
12	Cash Balance, 9-1				
13	Investments, 9-1				
14	Total Beginning Balance		-	-	-
15	LOCAL SOURCES				
16	Interest	1510			
17					
18	NON-REVENUE SOURCES				
19	Transfers from General Fund	5200			
20					
21	TOTAL RESOURCES AVAILABLE		-	-	-
22	Less: Disbursements & Transfers		-	-	
23	BALANCE FORWARD		-	-	

2019-2020 Budgeted Calculation of Maximum Total Disbursements & Transfers

$$\begin{array}{r}
 \$ \underline{\hspace{10em} 7,648,780.00} \quad \times .05 = \underline{\hspace{10em} 382,439.00} \\
 \text{(Total Budget of Disbursements \& Transfers-General Fund)} \quad \text{(Column 3, Line 9 may not exceed this amount)} \\
 \text{[From General Fund Line 33]}
 \end{array}$$

Note: To present a balanced budget, TOTAL RESOURCES AVAILABLE on line 21 must agree with TOTAL REQUIREMENTS on line 10 in the Adopted Column.

BUDGET STATEMENT AND CERTIFICATION OF TAX

County-District #

10-0069

Line No.	ACTIVITIES FUND	Object/ Source Number	ACTUAL 9-1-2017 to 8-31-2018 (Column 1)	ACTUAL/ESTIMATED 9-1-2018 to 8-31-2019 (Column 2)	ADOPTED 9-1-2019 to 8-31-2020 (Column 3)
1	DISBURSEMENTS & TRANSFERS				
2			262,654.00	247,900.00	425,000.00
3					
4					
5					
6					
7					
8					
9					
10					
11	Transfers to General Fund	8000-911			
12	Total Disbursements & Transfers		262,654.00	247,900.00	
13	TOTAL BUDGET OF DISBURSEMENTS & TRANSFERS				425,000.00
14	NECESSARY CASH RESERVE				
15	TOTAL REQUIREMENTS				425,000.00
16	BEGINNING BALANCES, RECEIPTS, & TRANSFERS				
17	Cash Balance, 9-1		137,988.00	137,056.00	159,656.00
18	Investments, 9-1				
19	Total Beginning Balance		137,988.00	137,056.00	159,656.00
20	LOCAL SOURCES				
21	Interest	1510			
22	Activities Receipts	1790	261,722.00	248,500.00	245,344.00
23	Admissions	1710			
24					
25	NON-REVENUE SOURCES				
26	Transfers from General Fund	5200		22,000.00	20,000.00
27					
28	TOTAL RESOURCES AVAILABLE		399,710.00	407,556.00	425,000.00
29	Less: Disbursements & Transfers		262,654.00	247,900.00	
30	BALANCE FORWARD		137,056.00	159,656.00	

NOTE: To present a balanced budget, TOTAL RESOURCES AVAILABLE on line 28 must agree with TOTAL REQUIREMENTS on line 15 in the Adopted Column.

BUDGET STATEMENT AND CERTIFICATION OF TAX

County-District #

10-0069

Line No.	SCHOOL NUTRITION FUND	Object/ Source Number	ACTUAL 9-1-2017 to 8-31-2018 (Column 1)	ACTUAL/ESTIMATED 9-1-2018 to 8-31-2019 (Column 2)	ADOPTED 9-1-2019 to 8-31-2020 (Column 3)
1	DISBURSEMENTS & TRANSFERS				
2	Salaries	100's	75,394.00	69,000.00	144,000.00
3	Employee Benefits	200's	25,662.00	26,580.00	40,000.00
4	Purchased Services	300 / 400	163,394.00	152,720.00	
5	Supplies & Materials (Excluding Food)	610		9,390.00	10,000.00
6	Food	630			156,000.00
7	Capital Outlay (New & Replacement)	731, 733, 739	958.00	448.00	
8					
9					
10					
11	Transfers to General Fund	8000-911			
12	Total Disbursements & Transfers		265,408.00	258,138.00	
13	TOTAL BUDGET OF DISBURSEMENTS & TRANSFERS				350,000.00
14	NECESSARY CASH RESERVE				
15	TOTAL REQUIREMENTS				350,000.00
16	BEGINNING BALANCES, RECEIPTS, & TRANSFERS				
17	Cash Balance, 9-1		9,383.00	15,197.00	8,540.00
18	Investments, 9-1				
19	Total Beginning Balance		9,383.00	15,197.00	8,540.00
20	LOCAL SOURCES				
21	Interest	1510	31.00	49.00	
22	Sale of Lunches/Milk	1610-1650	144,815.00	126,500.00	170,000.00
23					
24	STATE SOURCES				
25	State Reimbursement	3150	1,401.00	1,286.00	20.00
26					
27	FEDERAL SOURCES				
28	Federal Reimbursement	4210 / 4211	108,856.00	103,146.00	146,440.00
29					
30	NON-REVENUE SOURCES				
31	Transfers from General Fund	5200	1,185.00	20,500.00	25,000.00
32	Opaa! Guarantee		14,934.00		
33	TOTAL RESOURCES AVAILABLE		280,605.00	266,678.00	350,000.00
34	Less: Disbursements & Transfers		265,408.00	258,138.00	
35	BALANCE FORWARD		15,197.00	8,540.00	

NOTE: To present a balanced budget, TOTAL RESOURCES AVAILABLE on line 33 must agree with TOTAL REQUIREMENTS on line 15 in the Adopted Column. **School Nutrition Fund**

BUDGET STATEMENT AND CERTIFICATION OF TAX

County-District #

10-0069

Line No.	BOND FUND	Object/Source Number	ACTUAL 9-1-2017 to 8-31-2018 (Column 1)	ACTUAL/ESTIMATED 9-1-2018 to 8-31-2019 (Column 2)	ADOPTED 9-1-2019 to 8-31-2020 (Column 3)
1	DISBURSEMENTS & TRANSFERS				
2	Bond - Refunded	831			
3	Bond - Principal	831			
4	Bond - Interest	832			
5					
6	Transfers to General Fund	8000-911			
7	Interfund Loan/Repayment To _____ Fund				
8	Total Disbursements & Transfers		-	-	
9	TOTAL BUDGET OF DISBURSEMENTS & TRANSFERS				-
10	NECESSARY CASH RESERVE				
11	TOTAL REQUIREMENTS				-
12	BEGINNING BALANCES, RECEIPTS, & TRANSFERS				
13	Cash Balance, 9-1				
14	Investments, 9-1				
15	County Treasurers Balance, 9-1				
16	Total Beginning Balance		-	-	-
17	LOCAL SOURCES				
18	Carline Tax	1115			
19	Interest	1510			
20					
21					
22	STATE SOURCES				
23	Homestead Exemption	3130			
24	Pro-Rate Motor Vehicle	3180			
25					
26	Property Tax Credit				
27	NON-REVENUE SOURCES				
28	Sales of Bonds (Re-funding)	5101			
29	Transfers from General Fund	5200			
30					
31	Interfund Loan/Repayment From _____ Fund				
32	Total Available Resources Before Property Taxes		-	-	-
33	Personal and Real Property Taxes	1100			
34	TOTAL RESOURCES AVAILABLE		-	-	-
35	Less: Disbursements & Transfers		-	-	
36	BALANCE FORWARD		-	-	

1. Tax From Line 33
2. Compute County Treasurer's Commission at 1% of tax requirement.
3. Total Personal and Real Property Tax Requirement.

PROPERTY TAX RECAP

	-
	-
	-

Note: To present a balanced budget, TOTAL RESOURCES AVAILABLE on line 34 must agree with TOTAL REQUIREMENTS on line 11 in the Adopted Column.

Bond Fund

School District Total Debt Outstanding as of September 1, 2019

The district officers of any school district in Nebraska shall have power, on the terms and conditions set forth in sections 10-702 to 10-716, to issue the bonds of the district for the purpose of (1) purchasing a site for and erecting thereon a schoolhouse or schoolhouses or a teacherage or teacherages, or for such purchase or erection, or purchasing an existing building or buildings for use as a schoolhouse or schoolhouses, including the site or sites upon which such building or buildings are located, and furnishing the same, in such district, (2) retiring registered warrants, and (3) paying for additions to or repairs for a schoolhouse or schoolhouses or a teacherage or teacherages.

School districts also have the ability to issue bonds as set forth in State Statute Section 79-10,110 for the purpose of paying amounts necessary for the abatement of environmental hazards, accessibility barrier elimination, or modifications for life safety code violations, indoor air quality, or mold abatement and prevention.

The District has the following debt outstanding as of September 1, 2019:
(Include Bond fund(s) and Qualified Capital Purpose Undertaking Fund)

Fiscal Year	Principal	Interest	Total
2019-2020	\$ 110,000.00	\$ 3,008.00	\$ 113,008.00
2020-2021	\$ 115,000.00	\$ 1,064.00	\$ 116,064.00
2021-2022	_____	_____	\$ -
2022-2023 and thereafter	_____	_____	\$ -
Total All Years	\$ 225,000.00	\$ 4,072.00	\$ 229,072.00

BUDGET STATEMENT AND CERTIFICATION OF TAX

County-District #

10-0069

Line No.	SPECIAL BUILDING FUND	Object/ Source Number	ACTUAL 9-1-2017 to 8-31-2018 (Column 1)	ACTUAL/ESTIMATED 9-1-2018 to 8-31-2019 (Column 2)	ADOPTED 9-1-2019 to 8-31-2020 (Column 3)
1	DISBURSEMENTS & TRANSFERS				
2	Purchased Services	400			
3	Supplies	600		40.10	
4	Capital Outlay (New Only)	700's	26,200.00		350,000.00
5	Site Acquisition & Improvements	710	299,660.00	195,236.00	599,872.00
6	Building Acquisition & Improvement	720			
7	Loan Repayment	831 / 832			
8					
9	Interfund Loan/Repayment To Activity Fund (Football Score Board 2018-19)			574.90	
10	Total Disbursements & Transfers		325,860.00	195,851.00	
11	TOTAL BUDGET OF DISBURSEMENTS & TRANSFERS				949,872.00
12	TOTAL REQUIREMENTS				949,872.00
13	BEGINNING BALANCES & RECEIPTS				
14	Cash Balance, 9-1		314,893.00	179,590.00	436,172.00
15	Investments, 9-1				
16	County Treasurer's Balance, 9-1				
17	Total Beginning Balance		314,893.00	179,590.00	436,172.00
18	LOCAL SOURCES				
19	Carline Tax	1115		1,145.00	1,500.00
20	Interest	1510	2,048.00	2,178.00	2,200.00
21			27,400.00		
22					
23	STATE SOURCES				
24	Homestead Exemption	3130	1,738.00	6,650.00	
25	Pro-Rate Motor Vehicles	3180	356.00	7,450.00	10,000.00
26					
27	Property Tax Credit	3131	10,991.00	35,010.00	
28	FEDERAL SOURCES				
29	Total Federal Receipts	4000's			
30	NON-REVENUE SOURCES				
31	Sale of Bonds	5101			
32	Long Term Loans	5400			
33	Sale of Property	5300			
34	Learning Community Property Taxes				
35	Interfund Loan/Repayment From _____ Fund				
36	Total Available Resources Before Property Taxes		357,426.00	232,023.00	449,872.00
37	Personal and Real Property Taxes	1100	148,024.00	400,000.00	500,000.00
38	TOTAL RESOURCES AVAILABLE		505,450.00	632,023.00	949,872.00
39	Less: Disbursements & Transfers		325,860.00	195,851.00	
40	BALANCE FORWARD		179,590.00	436,172.00	

PROPERTY TAX RECAP

1. Tax From Line 37	500,000.00
2. Compute County Treasurer's Commission at 1% of tax requirement.	5,051.00
3. Total Personal and Real Property Tax Requirement.	505,051.00

1. Tax From Line 37
2. Compute County Treasurer's Commission at 1% of tax requirement.
3. Total Personal and Real Property Tax Requirement.

Note: To present a balanced budget, TOTAL RESOURCES AVAILABLE on line 38 must agree with TOTAL REQUIREMENTS on line 12 in the Adopted Column.

Special Building Fund

BUDGET STATEMENT AND CERTIFICATION OF TAX

County-District #

10-0069

Line No.	QUALIFIED CAPITAL PURPOSE UNDERTAKING FUND	Object/ Source Number	ACTUAL 9-1-2017 to 8-31-2018 (Column 1)	ACTUAL/ESTIMATED 9-1-2018 to 8-31-2019 (Column 2)	ADOPTED 9-1-2019 to 8-31-2020 (Column 3)
1	DISBURSEMENTS & TRANSFERS				
2	Building & Site Improvement	720			166,504.00
3	Bond - Refunded	831			
4	Bond - Principal	831	105,000.00	110,000.00	110,000.00
5	Bond - Interest	832	7,473.00	4,575.00	3,008.00
6	Bond Servicing Fee				1,000.00
7	Interfund Loan/Repayment To _____ Fund				
8	Total Disbursements & Transfers		112,473.00	114,575.00	
9	TOTAL BUDGET OF DISBURSEMENTS & TRANSFERS				280,512.00
10	NECESSARY CASH RESERVE				
11	TOTAL REQUIREMENTS				280,512.00
12	BEGINNING BALANCES & RECEIPTS				
13	Cash Balance, 9-1		195,198.00	192,097.00	164,112.00
14	Investments, 9-1				
15	County Treasurers Balance, 9-1				
16	Total Beginning Balance		195,198.00	192,097.00	164,112.00
17	LOCAL SOURCES				
18	Carline Tax	1115		580.00	
18	Interest	1510	911.00	1,110.00	1,000.00
20					
21	STATE SOURCES				
22	Homestead Exemption	3130	1,159.00	1,500.00	
23	Pro-Rate Motor Vehicle	3180	266.00	320.00	400.00
24					
25	Property Tax Credit	3131	7,328.00	8,080.00	
26	FEDERAL SOURCES				
27	Total Federal Receipts	4000's			
28	NON-REVENUE SOURCES				
29	Qualified School Construction Bonds	5301			
30	Long Term Loans	5400			
31	Interfund Loan/Repayment From _____ Fund				
32	Total Available Resources Before Property Taxes		204,862.00	203,687.00	165,512.00
33	Personal and Real Property Taxes	1100	99,708.00	75,000.00	115,000.00
34	TOTAL RESOURCES AVAILABLE		304,570.00	278,687.00	280,512.00
35	Less: Disbursements & Transfers		112,473.00	114,575.00	
36	BALANCE FORWARD		192,097.00	164,112.00	

PROPERTY TAX RECAP

1. Tax From Line 33
2. Compute County Treasurer's Commission at 1% of tax requirement.
3. Total Personal and Real Property Tax Requirement.

115,000.00
1,162.00
116,162.00

Note: To present a balanced budget, TOTAL RESOURCES AVAILABLE on line 34 must agree with TOTAL REQUIREMENTS on line 11 in the Adopted Column.

Qualified Capital Purpose Undertaking Fund

BUDGET STATEMENT AND CERTIFICATION OF TAX

County-District #

10-0069

Line No.	COOPERATIVE FUND	Function/ Source Number	ACTUAL 9-1-2017 to 8-31-2018 (Column 1)	ACTUAL/ESTIMATED 9-1-2018 to 8-31-2019 (Column 2)	ADOPTED 9-1-2019 to 8-31-2020 (Column 3)
1	DISBURSEMENTS				
2	All Instruction	1000's / 1200's			
3	Support Services - Pupils (SPED and Non-SPED Related)	2100's			
4	Support Services - Staff	2200's			
5	Executive Administration Services	2320			
6	Office of the Principal	2410			
7	General Administration - Business Services	2500			
8	Community Services	3300			
9	State Categorical Programs	3500's			
10	Federal Programs	6000's			
11					
12					
13					
14	Total Disbursements		-	-	
15	TOTAL BUDGET OF DISBURSEMENTS				-
16	NECESSARY CASH RESERVE				
17	TOTAL REQUIREMENTS				-
18	BEGINNING BALANCES, RECEIPTS, & TRANSFERS				
19	Cash Balance, 9-1				
20	Investments, 9-1				
21	Total Beginning Balance		-	-	-
22	LOCAL SOURCES				
23	Tuition Received from Districts	1321			
24					
25	STATE SOURCES				
26	State Non-Categorical Programs				
27	State Categorical Programs	3500			
28					
29	FEDERAL SOURCES				
30	Federal Programs	4000's			
31					
32					
33	NON-REVENUE SOURCES				
34	Transfers from General Fund	5200			
35					
36	TOTAL RESOURCES AVAILABLE		-	-	-
37	Less: Disbursements		-	-	
38	BALANCE FORWARD		-	-	

NOTE: Pages should only be filled out by the school acting as the fiscal agent for the Cooperative. All schools show payment for services in the General Fund.

Note: To present a balanced budget, TOTAL RESOURCES AVAILABLE on line 36 must agree with TOTAL REQUIREMENTS on line 17 in the Adopted Column.

BUDGET STATEMENT AND CERTIFICATION OF TAX

County-District #

10-0069

Line No.	STUDENT FEE FUND	Function/ Source Number	ACTUAL 9-1-2017 to 8-31-2018 (Column 1)	ACTUAL/ESTIMATED 9-1-2018 to 8-31-2019 (Column 2)	ADOPTED 9-1-2019 to 8-31-2020 (Column 3)
1	DISBURSEMENTS				
2	Extracurricular Activities				
3	Postsecondary Education				
4	Summer or Night School				
5					
6					
7					
8					
9					
10					
11					
12					
13					
14	Total Disbursements		-	-	
15	TOTAL BUDGET OF DISBURSEMENTS				-
16	NECESSARY CASH RESERVE				
17	TOTAL REQUIREMENTS				-
18	BEGINNING BALANCES & RECEIPTS				
19	Cash Balance, 9-1				
20	Investments, 9-1				
21	Total Beginning Balance		-	-	-
22	LOCAL SOURCES				
23	Interest	1510			
24	Extracurricular Activities Fees	1741			
25	Postsecondary Education Fees	1742			
26	Summer or Night School Fees	1743			
27					
28					
29					
30	NON-REVENUE SOURCES				
31					
32					
33					
34	TOTAL RESOURCES AVAILABLE		-	-	-
35	Less: Disbursements		-	-	
36	BALANCE FORWARD		-	-	

Note: To present a balanced budget, TOTAL RESOURCES AVAILABLE on line 34 must agree with TOTAL REQUIREMENTS on line 17 in the Adopted Column.

Account Number	Account Description	2015-16 Budget	2016-17 Budget	2017-18 Budget	2018-19 Budget	2019-20 Budget
01 1100 110 000 1	Salaries Elem	\$720,000	\$818,400	\$830,700	\$906,948	\$953,700
01 1100 111 000 1	Cash in lieu of BC Elem	\$16,020	\$16,810	\$18,150	\$20,065	\$22,200
01 1100 120 000 1	Sub Salaries Elem	\$22,000	\$22,000	\$22,000	\$15,000	\$25,000
01 1100 210 000 1	Fica Elem	\$57,988	\$65,577	\$66,620	\$72,064	\$76,568
01 1100 220 000 1	Retirement Elem	\$71,121	\$80,840	\$82,055	\$89,587	\$94,205
01 1100 230 000 1	Health Ins Elem	\$172,100	\$194,200	\$224,000	\$231,390	\$257,200
01 1100 290 000 1	Life Ins Elem	\$1,524	\$1,525	\$1,550	\$1,594	\$1,595
01 1100 310 000 1	Assemblies	\$1,000	\$1,000	\$1,000	\$1,000	\$1,000
01 1100 318 000 1	Cont Repair Elem	\$1,681	\$1,500	\$1,500	\$1,500	\$1,500
01 1100 327 000 1	Leased Equipment	\$6,500	\$8,500	\$8,500	\$8,500	\$8,500
01 1100 410 000 1	Gen Supplies Elem	\$15,000	\$15,000	\$15,000	\$15,000	\$15,000
01 1100 420 000 1	Textbooks Elem	\$19,004	\$20,000	\$20,000	\$20,000	\$30,000
01 1100 460 000 1	Comp Software Elem	\$23,825	\$20,000	\$20,000	\$20,000	\$20,000
01 1100 530 000 1	Equipment Elem	\$12,410	\$12,500	\$12,500	\$5,000	\$5,000
01 1100 531 000 1	Furniture Elem	\$7,000	\$7,000	\$7,000	\$2,500	\$2,500
01 1100 560 000 1	Comp Equip Elem	\$2,788	\$2,500	\$2,500	\$2,500	\$2,500
01 1100 630 000 1	Fees	\$500	\$500	\$500	\$500	\$500
01 1100 670 000 1	Travel Elem	\$1,500	\$1,500	\$1,500	\$1,500	\$1,500
01 1100 690 000 1	Other Misc Exp Elem	\$4,213	\$2,500	\$2,500	\$2,500	\$2,500
01 1100 110 000 2	Salaries Secon	\$930,200	\$866,500	\$841,400	\$918,500	\$971,000
01 1100 111 000 2	Cash in lieu of BC Secon	\$22,760	\$16,810	\$18,150	\$17,200	\$17,200
01 1100 120 000 2	Sub Salaries Secon	\$40,000	\$50,000	\$50,000	\$35,000	\$28,000
01 1100 140 000 2	Aides Secon	\$1,000	\$1,000	\$1,000	\$1,000	\$1,000
01 1100 210 000 2	Fica Secon	\$76,037	\$70,328	\$69,657	\$74,336	\$77,815
01 1100 220 000 2	Retirement Secon	\$91,983	\$85,690	\$83,211	\$90,827	\$96,013
01 1100 230 000 2	Health Ins Secon	\$194,600	\$220,000	\$248,000	\$266,000	\$285,800
01 1100 290 000 2	Life Ins Secon	\$1,524	\$1,525	\$1,525	\$1,630	\$1,650
01 1100 310 000 2	Assemblies	\$1,000	\$1,000	\$1,000	\$1,000	\$1,000
01 1100 318 000 2	Cont Repair Secon	\$5,000	\$5,000	\$5,000	\$5,000	\$5,000
01 1100 327 000 2	Leased Equipment	\$6,500	\$9,000	\$9,000	\$9,000	\$9,000
01 1100 382 000 2	Distance Education	\$5,000	\$5,000	\$7,500	\$7,500	\$7,500
01 1100 410 000 2	Gen Supplies Secon	\$16,014	\$15,000	\$15,000	\$15,000	\$15,000
01 1100 420 000 2	Textbooks Secon	\$15,000	\$15,000	\$15,000	\$15,000	\$30,000
01 1100 460 000 2	Comp Software Secon	\$30,000	\$30,000	\$30,000	\$30,000	\$30,000
01 1100 530 000 2	Equipment Secon	\$24,337	\$24,337	\$24,337	\$5,000	\$5,000
01 1100 531 000 2	Furniture Secon	\$10,000	\$10,000	\$10,000	\$5,000	\$5,000
01 1100 560 000 2	Comp Equip Secon	\$55,486	\$60,000	\$60,000	\$60,000	\$60,000
01 1100 630 000 2	Fees	\$2,460	\$5,000	\$5,500	\$5,500	\$5,500
01 1100 670 000 2	Travel Secon	\$1,975	\$2,000	\$2,000	\$2,000	\$2,000
01 1100 690 000 2	Other Misc Exp Secon	\$7,103	\$7,500	\$7,500	\$2,500	\$2,500
01 1100 381 000 3	Internet Services	\$10,000	\$10,000	\$10,000	\$10,000	\$10,000
01 1100 391 000 3	Mileage for Psyche Services	\$0	\$5,000	\$5,000	\$2,500	\$2,500
1100 SALARIES		\$2,704,153	\$2,807,542	\$2,857,355	\$2,996,641	\$3,189,446
01 1110 411 000 1	Kingrt Materials	\$300	\$300	\$300	\$300	\$300
01 1110 412 000 1	Classroom Periodical	\$200	\$200	\$200	\$200	\$200
01 1110 413 000 1	Expendable Wrbk	\$600	\$600	\$600	\$600	\$600

1110	1110		\$1,100	\$1,100	\$1,100	\$1,100	\$1,100	
01	1111	411 000 1	Grade 1 Materials	\$400	\$400	\$400	\$400	\$400
01	1111	412 000 1	Classroom Periodical	\$100	\$100	\$100	\$100	\$100
01	1111	413 000 1	Expendable Wrkbk	\$1,700	\$1,700	\$1,700	\$1,700	\$1,700
1111	1111			\$2,200	\$2,200	\$2,200	\$2,200	\$2,200
01	1112	411 000 1	Grade 2 Materials	\$400	\$400	\$400	\$400	\$400
01	1112	412 000 1	Classroom Periodical	\$150	\$150	\$150	\$150	\$150
01	1112	413 000 1	Expendable Wrkbk	\$1,600	\$1,600	\$1,600	\$1,600	\$1,600
1112	1112			\$2,150	\$2,150	\$2,150	\$2,150	\$2,150
01	1113	411 000 1	Grade 3 Materials	\$400	\$400	\$400	\$400	\$400
01	1113	412 000 1	Classroom Periodical	\$150	\$150	\$150	\$150	\$150
01	1113	413 000 1	Expendable Wrkbk	\$1,400	\$1,400	\$1,400	\$1,400	\$1,400
1113	1113			\$1,950	\$1,950	\$1,950	\$1,950	\$1,950
01	1114	411 000 1	Grade 4 Materials	\$400	\$400	\$400	\$400	\$400
01	1114	412 000 1	Classroom Periodical	\$150	\$150	\$150	\$150	\$150
01	1114	413 000 1	Expendable Wrkbk	\$500	\$500	\$500	\$500	\$500
1114	1114			\$1,050	\$1,050	\$1,050	\$1,050	\$1,050
01	1115	411 000 1	Grade 5 Materials	\$400	\$400	\$400	\$400	\$400
01	1115	412 000 1	Classroom Periodical	\$150	\$150	\$150	\$150	\$150
01	1115	413 000 1	Expendable Wrkbk	\$400	\$400	\$400	\$400	\$400
1115	1115			\$950	\$950	\$950	\$950	\$950
01	1116	411 000 1	Grade 6 Materials	\$400	\$400	\$400	\$400	\$400
01	1116	412 000 1	Classroom Periodical	\$150	\$150	\$150	\$150	\$150
01	1116	413 000 1	Expendable Wrkbk	\$150	\$150	\$150	\$150	\$150
1116	1116			\$700	\$700	\$700	\$700	\$700
01	1117	411 000 1	Elem Art Materials	\$500	\$500	\$500	\$500	\$500
1117	EL ART MATERIALS			\$500	\$500	\$500	\$500	\$500
01	1118	411 000 1	Music Materials	\$727	\$727	\$727	\$727	\$727
01	1118	530 000 1	Music Equipment	\$500	\$500	\$500	\$500	\$500
01	1118	411 000 2	Music Materials	\$1,000	\$1,000	\$1,000	\$1,000	\$1,000
01	1118	530 000 2	Music Equipment	\$500	\$500	\$500	\$500	\$500
01	1118	600 000 2	Other (Band Uniforms)	\$27,369	\$0	\$0	\$0	\$0
01	1118	631 000 2	Choral Registration	\$831	\$831	\$831	\$831	\$831
1118	MUSIC			\$30,927	\$3,558	\$3,558	\$3,558	\$3,558
01	1119	411 000 1	Elem Pe Materials	\$200	\$200	\$200	\$200	\$200
01	1119	530 000 1	Equipment	\$300	\$300	\$300	\$300	\$300
1119	1119			\$500	\$500	\$500	\$500	\$500
01	1120	411 000 2	Lang Arts Materials	\$500	\$500	\$500	\$500	\$500

01 1120 412 000 2	Classroom Periodical	\$600	\$600	\$600	\$600	\$600
01 1120 460 000 2	Computer Software	\$200	\$200	\$200	\$200	\$200
01 1120 631 000 2	Student Registration	\$900	\$900	\$900	\$900	\$900
1120 1120		\$2,200	\$2,200	\$2,200	\$2,200	\$2,200
01 1121 411 000 2	Math Materials	\$200	\$200	\$200	\$200	\$200
1121 1121		\$200	\$200	\$200	\$200	\$200
01 1122 318 000 2	Science Equip Repair	\$750	\$750	\$750	\$750	\$750
01 1122 411 000 2	Materials	\$3,000	\$5,000	\$5,000	\$5,000	\$5,000
01 1122 412 000 2	Classroom Periodical	\$350	\$350	\$350	\$350	\$350
01 1122 460 000 2	Computer Software	\$250	\$250	\$250	\$250	\$250
01 1122 530 000 2	Equipment	\$3,000	\$3,000	\$3,000	\$3,000	\$3,000
1122 SCIENCE AND COMPUTER		\$7,350	\$9,350	\$9,350	\$9,350	\$9,350
01 1123 411 000 2	Soc Stud Materials	\$150	\$150	\$150	\$150	\$150
01 1123 412 000 2	Classroom Periodical	\$320	\$320	\$320	\$320	\$320
1123 SOCIAL STUDIES		\$470	\$470	\$470	\$470	\$470
01 1124 318 000 1	Compu Repair Service	\$2,000	\$2,000	\$2,000	\$2,000	\$2,000
01 1124 411 000 1	Computer Parts-etc	\$5,000	\$5,000	\$5,000	\$5,000	\$5,000
01 1124 318 000 2	Compu Repair Service	\$2,000	\$2,000	\$2,000	\$2,000	\$2,000
01 1124 411 000 2	Computer Parts-etc	\$5,000	\$5,000	\$5,000	\$5,000	\$5,000
1124 COMPUTER REPAIR & EQUIPMENT		\$14,000	\$14,000	\$14,000	\$14,000	\$14,000
01 1125 318 000 2	Ag Equip Repair Ser	\$600	\$600	\$600	\$600	\$600
01 1125 319 000 2	Other Purchased Serv	\$1,000	\$1,000	\$1,000	\$1,000	\$1,000
01 1125 411 000 2	Instr Materials	\$2,000	\$4,000	\$4,000	\$4,000	\$4,000
01 1125 413 000 2	Expendable Wrbk	\$65	\$65	\$65	\$65	\$65
01 1125 460 000 2	Comp Software	\$200	\$200	\$500	\$500	\$500
01 1125 530 000 2	Equipment	\$125	\$125	\$125	\$125	\$125
01 1125 630 000 2	Instr Registration	\$50	\$50	\$50	\$50	\$50
01 1125 631 000 2	Student Registration	\$900	\$900	\$900	\$900	\$900
01 1125 670 000 2	Instructor Travel	\$700	\$700	\$700	\$700	\$700
01 1125 671 000 2	Student Travel	\$1,000	\$1,000	\$1,000	\$1,000	\$1,000
1125 AGRICULTURE		\$6,640	\$8,640	\$8,940	\$8,940	\$8,940
01 1126 318 000 2	Business Repair Ser	\$200	\$200	\$200	\$200	\$200
01 1126 411 000 2	Instr Materials	\$1,000	\$1,000	\$1,000	\$1,000	\$1,000
01 1126 413 000 2	Expendable Wrbk	\$1,000	\$1,000	\$1,000	\$1,000	\$1,000
01 1126 460 000 2	Comp Software	\$1,000	\$1,000	\$1,000	\$1,000	\$1,000
01 1126 530 000 2	Equipment	\$100	\$100	\$100	\$100	\$100
01 1126 630 000 2	Instru Registration	\$100	\$100	\$100	\$100	\$100
01 1126 631 000 2	Student Registration	\$1,300	\$1,300	\$1,300	\$1,300	\$1,300
01 1126 670 000 2	Instructor Travel	\$200	\$200	\$200	\$200	\$200
01 1126 671 000 2	Student Travel	\$100	\$100	\$100	\$100	\$100
1126 BUSINESS		\$5,000	\$5,000	\$5,000	\$5,000	\$5,000

01 1127 411 000 2	Secon Art Materials	\$1,800	\$1,800	\$1,800	\$1,800	\$1,800
1127	SECON ART MATERIALS	\$1,800	\$1,800	\$1,800	\$1,800	\$1,800
01 1128 318 000 1	Instrument Repair	\$500	\$500	\$500	\$500	\$500
01 1128 411 000 1	Instrument Materials	\$1,000	\$1,000	\$1,000	\$1,000	\$1,000
01 1128 530 000 1	Equipment	\$1,000	\$1,000	\$1,000	\$1,000	\$1,000
01 1128 631 000 1	Student Registration	\$500	\$500	\$500	\$500	\$500
01 1128 318 000 2	Instrument Repair Secon	\$2,000	\$2,000	\$2,000	\$2,000	\$2,000
01 1128 319 000 2	Other Purchased Services	\$567	\$500	\$500	\$500	\$500
01 1128 411 000 2	Instr Materials	\$1,000	\$1,000	\$1,000	\$1,000	\$1,000
01 1128 530 000 2	Equipment	\$3,000	\$3,000	\$3,000	\$3,000	\$3,000
01 1128 631 000 2	Registration	\$500	\$500	\$500	\$500	\$500
1128	BAND	\$10,067	\$10,000	\$10,000	\$10,000	\$10,000
01 1129 318 000 2	REPAIR	\$500	\$500	\$500	\$500	\$500
01 1129 327 000 2	Secon Pe Rental	\$6,500	\$6,500	\$6,500	\$6,500	\$6,500
01 1129 411 000 2	Instr Materials	\$800	\$800	\$800	\$800	\$800
01 1129 530 000 2	Equipment	\$1,000	\$1,000	\$1,000	\$1,000	\$1,000
1129	P.E.	\$8,800	\$8,800	\$8,800	\$8,800	\$8,800
01 1130 411 000 2	FCS Instr Materials	\$500	\$500	\$500	\$500	\$500
1130	HOME ECONOMICS	\$500	\$500	\$500	\$500	\$500
01 1131 318 000 2	Ind Art Equip Repair	\$300	\$300	\$300	\$300	\$300
01 1131 411 000 2	Instruc Materials	\$2,000	\$2,000	\$2,000	\$2,000	\$2,000
01 1131 460 000 2	Comp Software	\$300	\$300	\$300	\$300	\$300
01 1131 530 000 2	Equipment	\$1,000	\$1,000	\$1,000	\$1,000	\$1,000
01 1131 630 000 2	Instru Registration	\$80	\$80	\$80	\$80	\$80
01 1131 631 000 2	Student Registration	\$450	\$450	\$1,000	\$1,000	\$1,000
01 1131 670 000 2	Instructor Travel	\$200	\$200	\$200	\$200	\$200
01 1131 671 000 2	Student Travel	\$50	\$50	\$50	\$50	\$50
1131	INDUSTRIAL ARTS	\$4,380	\$4,380	\$4,930	\$4,930	\$4,930
01 1132 411 000 2	Foreign Lang Mater	\$200	\$200	\$200	\$200	\$200
01 1132 412 000 2	Classroom Period	\$150	\$150	\$150	\$150	\$150
01 1132 631 000 2	REGISTRATION	\$50	\$50	\$50	\$50	\$50
1132	FOREIGN LANGUAGE	\$400	\$400	\$400	\$400	\$400
01 1133 411 000 2	Journalism Materials	\$300	\$300	\$300	\$300	\$300
01 1133 530 000 2	Journalism Equip	\$300	\$300	\$300	\$300	\$300
1133	JOURNALISM	\$600	\$600	\$600	\$600	\$600
01 1160 110 000 1	Poverty Instruction			\$0	\$0	\$105,948
01 1160 210 000 3	Poverty FICA			\$0	\$0	\$8,105
01 1160 220 000 3	Poverty Retirement			\$0	\$0	\$10,466
01 1160 230 000 3	Poverty Health			\$0	\$0	\$21,970
01 1160 290 000 3	Poverty Life			\$0	\$0	\$147
1160	POVERTY				\$0	\$146,636

01 1190 110 000 1	PreK Salary	\$34,342	\$38,418	\$35,204	\$36,990	\$39,300
01 1190 120 000 1	PreK Subs	\$1,500	\$1,500	\$1,500	\$1,500	\$1,500
01 1190 140 000 1	PreK Para	\$16,000	\$33,500	\$39,100	\$40,100	\$38,000
01 1190 210 000 1	PreK Fica	\$3,965	\$5,617	\$5,799	\$6,012	\$6,028
01 1190 220 000 1	PreK Retire	\$4,973	\$7,103	\$7,340	\$7,615	\$7,636
01 1190 230 000 1	PreK Health	\$13,828	\$19,720	\$32,200	\$32,200	\$34,000
01 1190 290 000 1	PreK Life	\$168	\$192	\$192	\$192	\$192
01 1190 410 000 1	PreK Supplies	\$500	\$500	\$500	\$500	\$500
01 1190 690 000 1	PreK Misc Exp	\$500	\$500	\$500	\$500	\$500
1190	PREK	\$75,776	\$107,050	\$122,335	\$125,609	\$127,656
01 1212 318 000 1	Sped Supervision School Age	\$0	\$28,000	\$35,000	\$33,888	\$33,888
1212	Sped Supervision	\$0	\$28,000	\$35,000	\$33,888	\$33,888
01 1213 318 000 1	D/E Psychology School Age	\$0	\$46,000	\$50,000	\$46,700	\$46,700
01 1213 313 000 2	Vocational School Age	\$0	\$7,000	\$10,000	\$5,343	\$5,343
1213	D/E & Vocational	\$0	\$53,000	\$60,000	\$52,043	\$52,043
01 1214 313 000 1	PT Therapy School Age	\$0	\$45,000	\$16,000	\$12,070	\$12,070
01 1214 313 000 1	OT Therapy School Age	\$0	\$0	\$22,000	\$25,387	\$25,387
01 1214 313 000 2	Deaf Education Services School Ag	\$0	\$17,000	\$2,500	\$862	\$862
01 1214 313 000 2	Vision Services School Age	\$0	\$0	\$4,500	\$3,568	\$3,568
1214	PT/OT/Deaf/Vision	\$0	\$62,000	\$45,000	\$41,887	\$41,887
01 1215 313 000 1	D/E Audiology School Age	\$0	\$2,000	\$2,000	\$1,614	\$1,614
1215	Audiological Services	\$0	\$2,000	\$2,000	\$1,614	\$1,614
01 1216 313 000 1	Speech Therapy Elementary-Schoo	\$150,000	\$155,000	\$160,000	\$163,618	\$163,618
01 1216 313 000 2	Speech Therapy-Secondary-School	\$10,000	\$0	\$0	\$0	\$0
1216	Speech	\$160,000	\$155,000	\$160,000	\$163,618	\$163,618
01 1218 313 000 1	Spec Ed Flex Funding	\$7,000	\$0	\$0	\$0	\$0
01 1218 313 000 2	Spec Ed Flex Funding	\$7,000	\$0	\$0	\$0	\$0
1218	SPEC ED FLEX	\$14,000	\$0	\$0	\$0	\$0
01 1220 110 000 1	Nurse Sp Ed Services	\$9,822	\$10,061	\$10,373	\$10,638	\$11,120
01 1220 210 000 1	Fica	\$752	\$770	\$793	\$813	\$850
01 1220 220 000 1	Retire	\$971	\$994	\$1,025	\$1,051	\$1,099
01 1220 230 000 1	Health Ins	\$1,484	\$1,557	\$1,681	\$1,681	\$1,765
01 1220 290 000 1	Life Ins	\$22	\$22	\$22	\$22	\$22
01 1220 110 000 2	Nurse Sp Ed Services	\$9,822	\$10,061	\$10,373	\$10,638	\$11,120
01 1220 210 000 2	Fica	\$752	\$770	\$793	\$813	\$850
01 1220 220 000 2	Retire	\$971	\$994	\$1,025	\$1,051	\$1,099
01 1220 230 000 2	Health Ins	\$1,484	\$1,557	\$1,681	\$1,681	\$1,765
01 1220 290 000 2	Life Ins	\$22	\$22	\$22	\$22	\$22
1220	NURSE SP ED	\$26,102	\$26,808	\$27,788	\$28,410	\$29,712

01 1222 110 000 2	Sp Ed Lvl2 Secon	\$119,000	\$145,500	\$143,650	\$145,849	\$172,500
01 1222 111 000 2	Cash in lieu of BC	\$7,725	\$8,100	\$8,750	\$8,273	\$8,529
01 1222 120 000 2	Sub Secon	\$2,000	\$2,000	\$2,400	\$2,400	\$6,200
01 1222 140 000 2	Aide Secon	\$176,100	\$154,100	\$176,300	\$193,500	\$193,500
01 1222 210 000 2	Fica Secon	\$23,320	\$23,883	\$25,329	\$26,777	\$29,125
01 1222 220 000 2	Retire Secon	\$29,150	\$29,840	\$31,604	\$33,521	\$36,153
01 1222 230 000 2	Health Ins	\$44,000	\$60,000	\$58,000	\$58,000	\$88,470
01 1222 290 000 2	Life Ins Secon	\$588	\$639	\$630	\$672	\$723
01 1222 310 000 2	Inservice	\$1,537	\$250	\$250	\$250	\$250
01 1222 318 000 2	Contracted Services	\$3,000	\$3,125	\$3,500	\$3,500	\$3,500
01 1222 410 000 2	Gen Supplies	\$100	\$100	\$100	\$100	\$100
01 1222 411 000 2	Instruc Mater Secon	\$2,000	\$1,000	\$1,000	\$1,000	\$1,000
01 1222 413 000 2	Expendable Workbooks	\$150	\$150	\$150	\$150	\$150
01 1222 420 000 2	Textbooks	\$1,000	\$500	\$500	\$500	\$500
01 1222 440 000 2	Periodicals	\$75	\$100	\$100	\$100	\$100
01 1222 450 000 2	Audio Visual Secon	\$700	\$200	\$200	\$200	\$200
01 1222 460 000 2	Comp Software Secon	\$1,000	\$1,000	\$1,000	\$1,000	\$1,000
01 1222 530 000 2	Equipment Furn Secon	\$5,000	\$2,000	\$2,000	\$2,000	\$2,000
01 1222 560 000 2	Comp Equip Secon	\$5,015	\$2,000	\$2,000	\$2,000	\$2,000
01 1222 630 000 2	Registration Secondary	\$400	\$250	\$250	\$250	\$250
01 1222 641 000 2	Liability Insurance	\$150	\$150	\$150	\$150	\$150
01 1222 670 000 2	Travel Secon	\$150	\$150	\$150	\$150	\$150
1222 SPECIAL ED SECONDARY		\$422,160	\$435,037	\$458,013	\$480,342	\$546,550
01 1229 110 000 1	Sp Ed Lvl2 Elem	\$194,000	\$211,000	\$212,089	\$216,129	\$201,000
01 1229 111 000 1	Cash in lieu of BC	\$7,725	\$8,100	\$1,111	\$634	\$507
01 1229 120 000 1	Sub Elem	\$6,500	\$6,500	\$6,500	\$9,300	\$8,000
01 1229 140 000 1	Aide Elem	\$99,500	\$88,000	\$69,000	\$93,000	\$110,500
01 1229 210 000 1	Fica Elem	\$23,541	\$23,991	\$22,085	\$24,409	\$24,480
01 1229 220 000 1	Retire Elem	\$28,992	\$29,535	\$27,766	\$30,536	\$30,770
01 1229 230 000 1	Health Ins Elem	\$54,900	\$74,000	\$90,000	\$92,700	\$102,690
01 1229 290 000 1	Life Ins Elem	\$516	\$543	\$546	\$540	\$540
01 1229 318 000 1	Contracted Services	\$43,318	\$8,000	\$8,000	\$8,000	\$8,000
01 1229 410 000 1	Gen Supplies Elem	\$736	\$750	\$750	\$750	\$750
01 1229 411 000 1	Instruc Mater Elem	\$2,000	\$1,000	\$1,500	\$1,500	\$1,500
01 1229 413 000 1	Expendable Wrbk Elem	\$100	\$100	\$100	\$100	\$100
01 1229 420 000 1	Textbooks Elem	\$500	\$500	\$500	\$500	\$500
01 1229 450 000 1	Audio Visual Elem	\$100	\$100	\$100	\$100	\$100
01 1229 460 000 1	Comp Software Elem	\$700	\$610	\$610	\$610	\$610
01 1229 530 000 1	Furniture Equip Elem	\$4,000	\$1,000	\$1,000	\$1,000	\$1,000
01 1229 560 000 1	Computer Equip Elem	\$2,000	\$1,000	\$1,000	\$1,000	\$1,000
01 1229 630 000 1	Registration Elem	\$5,000	\$1,000	\$1,000	\$1,000	\$1,000
01 1229 670 000 1	Travel Elem	\$473	\$250	\$250	\$250	\$250
1229 SPECIAL ED ELEMENTARY		\$474,601	\$455,979	\$443,907	\$482,058	\$493,297
01 1238 362 000 1	Sped Tuition LVL III	\$10,000	\$0	\$39,536	\$39,536	\$39,536
01 1238 313 000 2	SpEd LVL III OT/PT	\$20,000	\$5,000	\$35,000	\$35,000	\$35,000

01 1238 362 000 2	Sped Tuition LVL III	\$30,000	\$58,000	\$150,000	\$150,000	\$150,000
1238	SPED Level III Services	\$60,000	\$63,000	\$224,536	\$224,536	\$224,536
01 1291 313 000 0	PRE SCHL SPEECH (3-5)	\$33,000	\$17,000	\$20,000	\$9,090	\$9,090
01 1291 318 000 0	PRE SPED Supervision (3-5)	\$0	\$5,000	\$5,000	\$6,695	\$6,695
01 1291 313 000 0	PRE Deaf Ed Services (3-5)	\$0	\$19,000	\$19,000	\$862	\$862
01 1291 318 000 0	PRE D/E Psychologist Services (3-5)	\$0	\$5,000	\$5,000	\$5,838	\$5,838
01 1291 318 000 0	PRE D/E Audiology (3-5)	\$0	\$0	\$200	\$202	\$202
01 1291 313 000 0	PRE OT Services (3-5)	\$0	\$5,500	\$3,000	\$4,821	\$4,821
01 1291 313 000 0	PRE PT Services (3-5)	\$0	\$0	\$2,500	\$3,794	\$3,794
01 1291 410 000 0	SUPPLIES (3-5)	\$3,000	\$3,000	\$3,000	\$3,000	\$3,000
01 1291 412 000 0	PERIODICALS (3-5)	\$200	\$200	\$200	\$200	\$200
01 1291 530 000 0	EQUIPMENT (3-5)	\$1,700	\$1,700	\$1,700	\$1,700	\$1,700
1291	SPED PRESCHOOL (Ages 3-5)	\$37,900	\$56,400	\$59,600	\$36,202	\$36,202
01 1292 313 000 0	PRE SCHL SPEECH (0-2)	\$0	\$0	\$0	\$9,090	\$9,090
01 1292 313 000 0	D/E Audiology Birth - 2 years (0-2)	\$0	\$0	\$0	\$202	\$202
01 1292 318 000 0	Pre Sped Supervision (0-2)	\$0	\$0	\$5,000	\$5,000	\$5,000
01 1292 313 000 0	Pre Deaf Ed Services (0-2)	\$0	\$0	\$20,000	\$862	\$862
01 1292 318 000 0	Pre D/E Psychological Services (0-2)	\$0	\$0	\$5,000	\$5,838	\$5,838
01 1292 313 000 0	Pre Sped OT Services (0-2)	\$0	\$0	\$2,500	\$1,929	\$1,929
01 1292 313 000 0	Pre Sped PT Services (0-2)	\$0	\$0	\$2,500	\$1,380	\$1,380
1292	PRE SPED Services (0-2)	\$0	\$0	\$35,000	\$24,301	\$24,301
01 2120 110 000 1	Counselor Sal Elem	\$12,688	\$13,129	\$13,187	\$13,704	\$14,040
01 2120 210 000 1	Fica Elem	\$970	\$1,005	\$1,008	\$1,048	\$1,074
01 2120 220 000 1	Retirement Elem	\$1,266	\$1,297	\$1,303	\$1,354	\$1,387
01 2120 230 000 1	Health Ins. Elem	\$2,445	\$2,565	\$2,770	\$2,770	\$2,915
01 2120 290 000 1	Life Ins Elem	\$20	\$20	\$20	\$20	\$20
01 2120 313 000 1	Purch Prof Ser Elem	\$4,000	\$4,000	\$4,000	\$1,000	\$1,000
01 2120 410 000 1	Supplies Elem	\$1,000	\$1,000	\$1,000	\$1,000	\$1,000
01 2120 420 000 1	Resource Texts	\$150	\$150	\$150	\$150	\$150
01 2120 670 000 1	Travel Elem	\$60	\$60	\$60	\$60	\$60
01 2120 110 000 2	Counselor Sal Secon	\$50,749	\$52,514	\$52,748	\$54,815	\$56,158
01 2120 140 000 2	Aide Secon	\$5,356	\$5,500	\$5,500	\$5,600	\$5,700
01 2120 210 000 2	Fica Secon	\$4,292	\$4,439	\$4,456	\$4,621	\$4,732
01 2120 220 000 2	Retirement Secon	\$5,542	\$5,731	\$5,754	\$5,968	\$6,111
01 2120 230 000 2	Health Ins. Secon	\$11,000	\$11,500	\$12,200	\$12,200	\$12,840
01 2120 290 000 2	Life Ins Secon	\$77	\$83	\$85	\$85	\$86
01 2120 313 000 2	Purch Prof Ser Secon	\$5,000	\$5,000	\$5,000	\$1,000	\$1,000
01 2120 410 000 2	Supplies Secon	\$1,000	\$1,000	\$1,000	\$1,000	\$1,000
01 2120 420 000 2	Resource Texts	\$2,500	\$2,500	\$2,500	\$2,500	\$2,500
01 2120 460 000 2	Computer Software	\$100	\$100	\$100	\$100	\$100
01 2120 670 000 2	Travel Secon	\$368	\$500	\$500	\$500	\$500
2120	COUNSELOR	\$108,583	\$112,093	\$113,341	\$109,495	\$112,373
01 2130 313 000 1	Purch Prof Serv Elem	\$50	\$50	\$50	\$50	\$50
01 2130 411 000 1	Instruc Mater Elem	\$200	\$200	\$200	\$200	\$200

01 2130 313 000 2	Purch Prof Ser Secon	\$50	\$50	\$50	\$50	\$50
01 2130 411 000 2	Instruc Mater Secon	\$100	\$100	\$100	\$100	\$100
01 2130 110 000 3	Nurse Salary	\$25,001	\$25,609	\$26,403	\$27,077	\$28,300
01 2130 210 000 3	Fica	\$1,912	\$1,960	\$2,019	\$2,071	\$2,164
01 2130 220 000 3	Retirement	\$2,470	\$2,530	\$2,608	\$2,675	\$2,795
01 2130 230 000 3	Health Ins	\$3,777	\$3,962	\$4,278	\$4,278	\$4,493
01 2130 290 000 3	Life Ins	\$54	\$54	\$54	\$54	\$54
01 2130 410 000 3	Health Supplies	\$2,640	\$2,500	\$2,500	\$2,500	\$2,500
01 2130 530 000 3	Equipment	\$300	\$300	\$300	\$300	\$300
01 2130 630 000 3	Dues And Fees	\$150	\$150	\$150	\$150	\$150
01 2130 670 000 3	Travel	\$200	\$200	\$200	\$200	\$200
2130 NURSE		\$36,904	\$37,665	\$38,912	\$39,705	\$41,356
01 2190 140 000 1	Act Trans Sal Elem	\$1,000	\$1,000	\$1,000	\$1,000	\$1,086
01 2190 210 000 1	Fica Elem	\$77	\$77	\$77	\$77	\$85
01 2190 220 000 1	Retirement Elem	\$30	\$30	\$50	\$50	\$50
01 2190 670 000 1	Meals/mileage	\$90	\$90	\$90	\$90	\$90
01 2190 140 000 2	Act Trans Sal Secon	\$10,000	\$12,500	\$12,500	\$11,500	\$12,023
01 2190 210 000 2	Fica Secon	\$765	\$1,000	\$1,000	\$1,000	\$1,000
01 2190 220 000 2	Retirement Secon	\$600	\$750	\$750	\$750	\$750
01 2190 340 000 2	Random Drug Testing for Activities	\$0	\$0	\$0	\$1,000	\$1,000
01 2190 670 000 2	Meals/travel	\$3,500	\$3,500	\$3,500	\$0	\$0
2190 ACT TRANS & DRUG TESTING		\$16,062	\$18,947	\$18,967	\$15,467	\$16,084
01 2212 110 000 1	Staff Dev Salaries	\$5,500	\$5,500	\$5,500	\$2,000	\$2,000
01 2212 120 000 1	Staff Development	\$2,500	\$2,500	\$2,500	\$2,500	\$2,500
01 2212 210 000 1	Staff Dev Fica	\$600	\$600	\$600	\$200	\$200
01 2212 220 000 1	Staff Dev Retire	\$550	\$550	\$550	\$200	\$200
01 2212 230 000 1	HEALTH INSURANCE	\$0	\$0	\$101	\$0	\$0
01 2212 290 000 1	LIFE	\$0	\$0	\$1	\$0	\$0
01 2212 319 000 1	Purch Prof Ser Elem	\$2,580	\$4,000	\$4,000	\$2,000	\$2,000
01 2212 410 000 1	Supplies Elem	\$2,300	\$2,300	\$2,300	\$500	\$500
01 2212 630 000 1	Dues And Fees Elem	\$2,200	\$2,200	\$2,200	\$500	\$500
01 2212 670 000 1	Travel Elem	\$1,100	\$1,500	\$1,500	\$1,500	\$1,500
01 2212 120 000 2	Staff Development	\$3,000	\$3,000	\$3,000	\$3,500	\$3,500
01 2212 210 000 2	Staff Dev Fica	\$229	\$229	\$229	\$268	\$268
01 2212 319 000 2	Purch Prof Ser Secon	\$4,615	\$4,615	\$4,615	\$2,500	\$2,500
01 2212 410 000 2	Supplies Secon	\$2,300	\$2,300	\$2,300	\$1,500	\$1,500
01 2212 630 000 2	Dues And Fees Secon	\$7,000	\$7,000	\$7,000	\$7,000	\$7,000
01 2212 670 000 2	Travel Secon	\$2,340	\$2,340	\$2,340	\$500	\$500
2212 STAFF		\$36,814	\$38,634	\$38,736	\$24,668	\$24,668
01 2215 410 000 1	Assessment Supplies	\$375	\$375	\$375	\$375	\$375
01 2215 630 000 1	Assessment Dues/fees	\$1,425	\$1,425	\$1,425	\$1,425	\$1,425
01 2215 670 000 1	Assessment Travel	\$150	\$150	\$150	\$150	\$150
01 2215 410 000 2	Assessment Supplies	\$375	\$375	\$375	\$375	\$375
01 2215 630 000 2	Assessment Dues/fees	\$1,425	\$1,425	\$1,425	\$1,425	\$1,425
01 2215 670 000 2	Assessment Travel	\$150	\$150	\$150	\$150	\$150

01 2215 110 000 3	Assessment	\$5,100	\$5,100	\$5,100	\$5,100	\$5,100
01 2215 210 000 3	Assessment Fica	\$650	\$650	\$650	\$650	\$650
01 2215 220 000 3	Assessment Retire	\$650	\$650	\$650	\$650	\$650
2215 ASSESMENT		\$10,300	\$10,300	\$10,300	\$10,300	\$10,300
01 2220 110 000 3	Tech Support Salary	\$52,000	\$53,597	\$55,258	\$60,000	\$62,500
01 2220 140 000 3	Tech Support Aides	\$2,000	\$1,000	\$1,000	\$3,000	\$3,000
01 2220 210 000 3	Tech Support Fica	\$4,131	\$4,177	\$4,303	\$4,819	\$5,010
01 2220 220 000 3	Tech Support Retir	\$5,334	\$5,393	\$5,558	\$6,223	\$6,470
01 2220 230 000 3	Tech Support Health Ins	\$18,463	\$19,368	\$20,915	\$20,915	\$21,988
01 2220 290 000 3	Tech Support Life Ins	\$96	\$96	\$96	\$96	\$96
01 2220 318 000 3	Support/Network/Backup	\$2,000	\$2,000	\$2,500	\$2,500	\$2,500
01 2220 630 000 3	Registration	\$3,000	\$3,000	\$3,000	\$500	\$500
01 2220 670 000 3	Tech Support Travel	\$3,000	\$3,000	\$3,000	\$500	\$500
2220 TECH SUPPORT		\$90,024	\$91,631	\$95,630	\$98,553	\$102,564
01 2222 110 000 1	Librarian Sal Elem	\$31,798	\$32,341	\$20,310	\$24,489	\$24,563
01 2222 210 000 1	Fica Elem	\$2,432	\$2,475	\$1,554	\$1,873	\$1,879
01 2222 220 000 1	Retire Elem	\$3,141	\$3,195	\$2,007	\$2,419	\$2,426
01 2222 230 000 1	Health Ins Elem	\$3,372	\$3,537	\$7,832	\$10,458	\$10,994
01 2222 290 000 1	Life Ins Elem	\$48	\$48	\$48	\$48	\$48
01 2222 313 000 1	Purchased Ser Elem	\$50	\$50	\$50	\$50	\$50
01 2222 318 000 1	Repair Elem	\$350	\$350	\$350	\$350	\$350
01 2222 410 000 1	Supplies Elem	\$568	\$568	\$568	\$568	\$568
01 2222 430 000 1	Library Books Elem	\$1,500	\$1,500	\$1,500	\$1,500	\$1,500
01 2222 440 000 1	Magazines Elem	\$750	\$750	\$750	\$750	\$750
01 2222 450 000 1	Av Mater Elem	\$250	\$250	\$250	\$250	\$250
01 2222 460 000 1	Elem Software	\$2,500	\$2,500	\$2,500	\$2,500	\$2,500
01 2222 530 000 1	Equipment Elem	\$600	\$600	\$600	\$600	\$600
01 2222 690 000 1	Other Misc Exp Elem	\$100	\$100	\$100	\$100	\$100
01 2222 110 000 2	Librarian Sal Secon	\$31,798	\$32,341	\$20,310	\$24,489	\$24,563
01 2222 210 000 2	Fica Secon	\$2,432	\$2,475	\$1,554	\$1,873	\$1,879
01 2222 220 000 2	Retire Secon	\$3,141	\$3,195	\$2,007	\$2,419	\$2,426
01 2222 230 000 2	Health Ins Secon	\$3,372	\$3,537	\$7,832	\$10,458	\$10,994
01 2222 290 000 2	Life Ins Secon	\$48	\$48	\$48	\$48	\$48
01 2222 313 000 2	Purchased Ser Secon	\$700	\$700	\$700	\$700	\$700
01 2222 318 000 2	Repair Secon	\$150	\$150	\$150	\$150	\$150
01 2222 410 000 2	Supplies Secon	\$500	\$500	\$500	\$500	\$500
01 2222 430 000 2	Library Books Secon	\$3,500	\$3,500	\$3,500	\$3,500	\$3,500
01 2222 440 000 2	Magazines Secon	\$1,200	\$1,200	\$1,200	\$1,200	\$1,200
01 2222 450 000 2	Av Mater Secon	\$250	\$250	\$250	\$250	\$250
01 2222 460 000 2	Computer Software	\$3,800	\$3,800	\$3,800	\$3,800	\$3,800
01 2222 530 000 2	Equipment Secon	\$600	\$600	\$600	\$600	\$600
01 2222 690 000 2	Other Mis Exp Secon	\$40	\$40	\$40	\$40	\$40
01 2222 425 000 3	EBOOKS	\$0	\$500	\$500	\$500	\$500
2222 LIBRARY		\$98,990	\$101,100	\$81,410	\$96,482	\$97,728
01 2310 318 000 3	Services	\$769	\$750	\$750	\$750	\$750

01 2310 319 000 3	Audit	\$5,500	\$5,500	\$6,500	\$6,500	\$6,500
01 2310 350 000 3	Advertising & Print	\$6,000	\$10,000	\$10,000	\$7,500	\$7,500
01 2310 410 000 3	Supplies	\$3,500	\$3,500	\$3,500	\$3,500	\$3,500
01 2310 467 000 3	Software (E-Meetings)	\$2,000	\$2,000	\$2,000	\$2,000	\$2,000
01 2310 630 000 3	Dues And Fees	\$12,000	\$12,000	\$12,500	\$12,500	\$12,500
01 2310 641 000 3	Liability Ins	\$13,804	\$10,000	\$10,000	\$15,000	\$15,000
01 2310 642 000 3	Fidelity Bond Prem	\$500	\$500	\$500	\$500	\$500
01 2310 670 000 3	Board Travel	\$2,227	\$2,000	\$2,000	\$2,000	\$2,000
01 2310 690 000 3	Other Misc Exp	\$2,425	\$2,000	\$2,000	\$2,000	\$2,000
2310 BOARD OF ED		\$48,725	\$48,250	\$49,750	\$52,250	\$52,250
01 2320 105 000 3	Supt Salary	\$125,405	\$125,439	\$128,467	\$131,170	\$134,896
01 2320 140 000 3	Clerical	\$15,815	\$17,000	\$17,527	\$17,974	\$18,783
01 2320 210 000 3	Fica	\$10,956	\$10,971	\$11,168	\$11,410	\$11,756
01 2320 220 000 3	Retirement	\$14,147	\$14,166	\$14,421	\$14,683	\$15,114
01 2320 230 000 3	Health Ins	\$24,200	\$23,810	\$25,700	\$28,120	\$29,520
01 2320 290 000 3	Life Ins	\$120	\$135	\$137	\$137	\$137
01 2320 410 000 3	Supplies	\$500	\$500	\$500	\$500	\$500
01 2320 467 000 3	Software (North Star)	\$2,000	\$2,500	\$2,500	\$2,500	\$2,500
01 2320 630 000 3	Dues And Fees	\$3,879	\$2,500	\$2,500	\$2,500	\$2,500
01 2320 670 000 3	Travel	\$3,300	\$4,000	\$4,000	\$4,000	\$4,000
01 2320 690 000 3	Other Misc Exp	\$1,580	\$1,500	\$1,500	\$1,500	\$1,500
2320 SUPERINTENDENT		\$201,902	\$202,521	\$208,420	\$214,494	\$221,206
01 2330 317 000 3	Legal Services	\$19,000	\$15,000	\$15,000	\$15,000	\$20,000
2330 DISTRICT		\$19,000	\$15,000	\$15,000	\$15,000	\$20,000
01 2400 110 000 1	Prin Sal Elem	\$87,306	\$90,515	\$90,524	\$94,000	\$96,000
01 2400 111 000 1	Cash in lieu	\$18,159	\$19,049	\$20,571	\$20,571	\$21,641
01 2400 140 000 1	Clerical Sal Elem	\$29,340	\$34,000	\$34,000	\$33,000	\$34,000
01 2400 210 000 1	Fica Elem	\$8,923	\$10,914	\$11,176	\$11,365	\$11,601
01 2400 220 000 1	Retirement Elem	\$11,522	\$12,212	\$12,400	\$12,644	\$12,842
01 2400 230 000 1	Health Ins Elem	\$19,000	\$20,300	\$21,000	\$21,000	\$23,000
01 2400 290 000 1	Life Ins Elem	\$168	\$173	\$170	\$170	\$170
01 2400 410 000 1	Supplies Elem	\$1,000	\$1,000	\$1,000	\$1,000	\$1,000
01 2400 530 000 1	Equipment Elem	\$50	\$50	\$50	\$50	\$50
01 2400 560 000 1	Computers	\$0	\$0	\$0	\$0	\$0
01 2400 630 000 1	Dues And Fees Elem	\$3,500	\$3,500	\$3,500	\$500	\$500
01 2400 670 000 1	Travel Elem	\$3,096	\$3,096	\$3,096	\$500	\$500
01 2400 690 000 1	Other Misc Exp Elem	\$2,057	\$2,057	\$2,057	\$500	\$500
01 2400 110 000 2	Princ Sal Secon	\$90,675	\$89,174	\$90,404	\$99,600	\$105,600
01 2400 111 000 2	Cash in lieu	\$0	\$0	\$0	\$0	\$0
01 2400 120 000 2	Student Aide	\$1,810	\$2,000	\$2,000	\$2,000	\$2,000
01 2400 140 000 2	Clerical Sal Secon	\$36,901	\$38,700	\$39,869	\$42,360	\$44,250
01 2400 210 000 2	Fica Secon	\$9,760	\$9,783	\$9,965	\$10,784	\$11,463
01 2400 220 000 2	Retirement Secon	\$12,602	\$12,632	\$12,869	\$13,924	\$14,802
01 2400 230 000 2	Health Ins Secon	\$25,400	\$28,930	\$9,700	\$14,800	\$15,700
01 2400 290 000 2	Life Ins Secon	\$168	\$159	\$156	\$156	\$156

01 2400 410 000 2	Supplies Secon	\$1,150	\$1,150	\$1,150	\$1,150	\$1,150
01 2400 530 000 2	Equipment Secon	\$50	\$50	\$50	\$50	\$50
01 2400 630 000 2	Dues And Fees Secon	\$2,000	\$2,000	\$2,000	\$500	\$500
01 2400 670 000 2	Travel Secon	\$2,500	\$2,500	\$2,500	\$500	\$500
01 2400 690 000 2	Other Misc Exp Secon	\$2,551	\$2,551	\$2,551	\$500	\$500
2400 PRINCIPAL		\$369,688	\$386,495	\$372,758	\$381,624	\$398,475
01 2510 342 000 1	Telephone Elem	\$5,000	\$6,000	\$6,000	\$6,000	\$6,000
01 2510 342 000 2	Telephone Secon	\$5,000	\$6,000	\$6,000	\$6,000	\$6,000
01 2510 111 000 3	Cash in lieu	\$9,850	\$10,335	\$11,170	\$9,549	\$8,022
01 2510 140 000 3	Clerical Salary	\$70,000	\$73,100	\$84,500	\$86,739	\$90,643
01 2510 210 000 3	Fica	\$6,108	\$6,383	\$7,300	\$7,366	\$7,547
01 2510 220 000 3	Retirement	\$6,915	\$7,221	\$8,347	\$8,568	\$8,954
01 2510 230 000 3	Health Ins	\$5,900	\$6,160	\$6,740	\$6,740	\$7,600
01 2510 290 000 3	Life Ins	\$96	\$90	\$90	\$90	\$96
01 2510 293 000 3	Workman's Comp	\$39,000	\$50,000	\$50,000	\$40,000	\$30,000
01 2510 318 000 3	Repair Maint Service	\$5,500	\$5,500	\$5,500	\$1,000	\$1,000
01 2510 327 000 3	Rental And Leases	\$1,000	\$1,500	\$1,500	\$1,500	\$1,500
01 2510 341 000 3	Postage	\$5,000	\$6,000	\$6,000	\$6,000	\$6,000
01 2510 410 000 3	Supplies	\$2,034	\$2,034	\$2,034	\$2,034	\$2,034
01 2510 460 000 3	Computer Software	\$6,500	\$6,500	\$6,500	\$6,500	\$6,500
01 2510 530 000 3	Equipment	\$1,141	\$1,141	\$1,141	\$1,141	\$1,141
01 2510 560 000 3	Computer Hardware	\$2,000	\$2,000	\$2,000	\$1,000	\$1,000
01 2510 670 000 3	Travel	\$547	\$547	\$547	\$547	\$547
01 2510 690 000 3	Other Misc Exp	\$429	\$429	\$429	\$429	\$429
2510 CLERICAL		\$172,020	\$190,940	\$205,798	\$191,203	\$185,013
01 2610 120 000 1	Sub/Summer Sal Elem	\$16,400	\$16,400	\$16,400	\$14,400	\$14,400
01 2610 140 000 1	Cust Sal Elem	\$39,290	\$40,425	\$41,679	\$42,742	\$42,750
01 2610 210 000 1	Fica Elem	\$4,260	\$4,348	\$4,443	\$4,524	\$4,371
01 2610 220 000 1	Retirement Elem	\$5,501	\$5,120	\$5,244	\$5,349	\$5,646
01 2610 230 000 1	Health Ins Elem	\$18,300	\$19,110	\$20,400	\$25,700	\$26,650
01 2610 290 000 1	Life Ins	\$64	\$76	\$76	\$77	\$80
01 2610 321 000 1	Fuel Elem	\$20,000	\$20,000	\$20,000	\$20,000	\$20,000
01 2610 322 000 1	Electricity Elem	\$35,000	\$35,000	\$35,000	\$35,000	\$35,000
01 2610 323 000 1	Water Sewer Elem	\$4,500	\$4,500	\$4,500	\$4,500	\$4,500
01 2610 410 000 1	Supplies Elem	\$15,055	\$15,055	\$15,055	\$15,055	\$15,055
01 2610 120 000 2	Sub/Summer Sal Secon	\$16,800	\$16,800	\$16,800	\$14,800	\$14,800
01 2610 140 000 2	Cust Sal Secon	\$67,984	\$74,888	\$78,529	\$84,532	\$89,000
01 2610 210 000 2	Fica Secon	\$6,486	\$7,014	\$7,292	\$7,445	\$7,940
01 2610 220 000 2	Retirement Secon	\$8,375	\$8,563	\$8,923	\$9,121	\$10,254
01 2610 230 000 2	Health Ins Secon	\$25,000	\$22,500	\$24,100	\$24,100	\$28,000
01 2610 290 000 2	Life Ins	\$150	\$83	\$83	\$85	\$105
01 2610 321 000 2	Fuel Secon	\$20,000	\$20,000	\$20,000	\$20,000	\$20,000
01 2610 322 000 2	Electricity Secon	\$35,000	\$35,000	\$35,000	\$35,000	\$35,000
01 2610 323 000 2	Water Sewer Secon	\$3,500	\$3,500	\$3,500	\$3,500	\$3,500
01 2610 410 000 2	Supplies Secon	\$9,588	\$10,000	\$10,000	\$10,000	\$10,000
2610 CUSTODIAL		\$351,253	\$358,382	\$367,024	\$375,930	\$387,051

01 2620 318 000 1	Cont/ser Repair Elem	\$10,694	\$10,694	\$10,694	\$10,694	\$10,694
01 2620 319 000 1	Other Purch Ser Elem	\$20,000	\$20,000	\$20,000	\$20,000	\$20,000
01 2620 328 000 1	Property Ins Elem	\$14,553	\$20,000	\$20,000	\$20,000	\$20,000
01 2620 500 000 1	Depreciation Fund Transfer	\$15,673	\$15,000	\$15,000	\$0	\$0
01 2620 520 000 1	Building Improvement	\$9,500	\$9,500	\$9,500	\$5,000	\$5,000
01 2620 530 000 1	Equipment Elem	\$2,000	\$2,000	\$2,000	\$2,000	\$2,000
01 2620 690 000 1	Other Exp Elem	\$1,950	\$1,950	\$1,950	\$1,950	\$1,950
01 2620 318 000 2	Con/ser Repair Secon	\$15,000	\$15,000	\$15,000	\$15,000	\$15,000
01 2620 319 000 2	Other Pur Ser Secon	\$45,000	\$45,000	\$45,000	\$35,000	\$35,000
01 2620 328 000 2	Property Ins Secon	\$15,000	\$20,000	\$20,000	\$20,000	\$20,000
01 2620 500 000 2	Depreciation Fund Transfer	\$15,673	\$15,000	\$15,000	\$0	\$0
01 2620 520 000 2	Building Improvement	\$15,000	\$15,000	\$15,000	\$5,000	\$5,000
01 2620 530 000 2	Equipment Secon	\$2,000	\$2,000	\$2,000	\$2,000	\$2,000
01 2620 690 000 2	Other Exp Secon	\$288	\$288	\$288	\$288	\$288
01 2620 140 000 3	Maintenance Sal	\$37,448	\$52,942	\$43,000	\$44,000	\$47,042
01 2620 210 000 3	Fica	\$2,864	\$4,050	\$3,289	\$3,366	\$3,598
01 2620 220 000 3	Retirement	\$3,699	\$5,230	\$4,248	\$4,347	\$4,647
01 2620 230 000 3	Health Ins	\$11,000	\$3,900	\$4,200	\$4,200	\$4,420
01 2620 290 000 3	Life Ins	\$129	\$22	\$40	\$40	\$40
2620 MAINTENANCE		\$237,471	\$257,576	\$246,209	\$192,885	\$196,679
01 2750 110 000 3	Transp Salaries	\$0	\$0	\$0	\$0	\$0
01 2750 140 000 3	Transp Salaries	\$93,528	\$106,000	\$123,000	\$117,200	\$130,000
01 2750 210 000 3	Fica	\$7,155	\$8,109	\$9,410	\$8,966	\$9,945
01 2750 220 000 3	Retirement	\$9,238	\$10,470	\$3,590	\$3,683	\$4,290
01 2750 230 000 3	Health Ins	\$2,308	\$2,308	\$2,873	\$2,873	\$3,047
01 2750 290 000 3	Life Ins	\$0	\$36	\$44	\$44	\$65
01 2750 318 000 3	Testing	\$325	\$325	\$500	\$500	\$500
01 2750 319 000 3	Purch Ser(physicals)	\$2,000	\$4,000	\$4,000	\$4,000	\$4,000
01 2750 332 000 3	Option Stu Mileage	\$500	\$500	\$500	\$500	\$500
01 2750 335 000 3	Lease Vehicles	\$44,600	\$0	\$0	\$0	\$0
01 2750 336 000 3	Gas And Oil	\$44,400	\$40,000	\$40,000	\$40,000	\$40,000
01 2750 337 000 3	Tires And Parts	\$25,000	\$25,000	\$25,000	\$25,000	\$25,000
01 2750 338 000 3	Purchased Repair	\$20,000	\$20,000	\$25,000	\$25,000	\$25,000
01 2750 530 000 3	Equipment	\$1,000	\$1,000	\$1,000	\$1,000	\$1,000
01 2750 641 000 3	Insurance	\$14,500	\$15,000	\$15,000	\$15,000	\$0
01 2750 690 000 3	Other Exp	\$2,259	\$2,000	\$2,000	\$2,000	\$2,000
2750 TRANSPORTATION		\$266,813	\$234,748	\$251,917	\$245,766	\$245,347
01 2760 331 000 0	Sped Early Childhood Transport	\$0	\$0	\$0	\$0	\$0
01 2760 110 000 1	SPED Transp Salary	\$0	\$0	\$0	\$0	\$0
01 2760 140 000 1	SPED TRANSP	\$0	\$0	\$10,000	\$12,500	\$24,000
01 2760 210 000 1	SPED Transp FICA	\$0	\$0	\$765	\$956	\$1,683
01 2760 220 000 1	SPED Transp Retire	\$0	\$0	\$988	\$1,235	\$2,174
01 2760 230 000 1	SPED Trans Health Insurance	\$0	\$0	\$0	\$2,873	\$3,047
01 2760 290 000 1	SPED Trans Life Insurance	\$0	\$0	\$2,873	\$24	\$24
01 2760 331 000 1	Contracted Elem	\$2,000	\$2,000	\$24	\$2,000	\$2,000

01 2760 332 000 1	Mileage/parents Elem	\$3,000	\$3,000	\$3,000	\$3,000	\$3,000
01 2760 331 000 2	Contracted Transpor	\$2,000	\$5,000	\$7,500	\$7,500	\$7,500
01 2760 332 000 2	Mileage/parent Secon	\$4,500	\$4,500	\$4,500	\$4,500	\$4,500
01 2760 336 000 2	Gas & Oil	\$500	\$500	\$500	\$500	\$500
01 2760 338 000 3	REPAIRS AND MAINTENANCE	\$0	\$0	\$0	\$0	\$0
01 2760 641 000 3	Insurance	\$1,300	\$1,300	\$1,300	\$1,300	\$1,300
2760 SPED TRANSP		\$13,300	\$16,300	\$31,450	\$36,388	\$49,728
01 3135 110 000 3	High Ability Instr	\$3,000	\$3,000	\$3,000	\$3,000	\$3,000
01 3135 210 000 3	High Ability Fica	\$230	\$230	\$230	\$230	\$230
01 3135 220 000 3	High Ability Retirement	\$297	\$297	\$297	\$297	\$297
01 3135 230 000 3	High Ability Health	\$0	\$500	\$1,000	\$1,000	\$1,000
01 3135 290 000 3	Life Ins	\$0	\$8	\$8	\$8	\$8
01 3135 410 000 3	High Abilt Learn Supplies	\$2,820	\$2,820	\$2,820	\$2,820	\$2,820
01 3135 460 000 3	HIGH ABIL SOFTWARE	\$520	\$520	\$520	\$520	\$520
01 3135 530 000 3	High Abilt Learn Equip	\$4,644	\$4,644	\$4,644	\$4,644	\$4,644
01 3135 630 000 3	High Abilt Learn Registration	\$3,383	\$3,383	\$4,000	\$4,000	\$4,000
01 3135 670 000 3	High Abilt Learn Mileage	\$320	\$320	\$320	\$320	\$320
3135 HIGH ABILITY		\$15,214	\$15,722	\$16,839	\$16,839	\$16,839
01 3137 140 000 3	Youth Center Wages	\$7,380	\$10,000	\$12,000	\$15,000	\$15,670
01 3137 210 000 3	Fica	\$565	\$1,000	\$1,000	\$1,148	\$1,199
01 3137 220 000 3	Retirement	\$729	\$729	\$1,000	\$741	\$741
01 3137 290 000 3	LIFE	\$0	\$0	\$0	\$0	\$0
3137 YOUTH CENTER		\$8,674	\$11,729	\$14,000	\$16,889	\$17,610
01 3516 560 000 3	DIST LEARN EQUIP	\$12,600	\$1,000	\$1,000	\$1,000	\$1,000
3516 DIST LEARN EQUIP		\$12,600	\$1,000	\$1,000	\$1,000	\$1,000
01 3570 411 000 2	Instructional Materials	\$0	\$0	\$0	\$0	\$0
01 3570 410 000 3	Supplies	\$0	\$0	\$0	\$0	\$0
01 3570 530 000 3	Equipment	\$0	\$0	\$0	\$0	\$0
01 3570 630 000 3	Dues And Fees	\$0	\$0	\$0	\$0	\$0
01 3570 670 000 3	Travel	\$0	\$0	\$0	\$0	\$0
3570 TEACHER EVALUATION GRANT-FLOW THROU		\$0	\$0	\$0	\$0	\$0
01 3573 411 000 2	Instructional Materials	\$0	\$0	\$0	\$0	\$0
01 3573 410 000 3	Supplies	\$0	\$0	\$0	\$0	\$0
01 3573 530 000 3	Equipment	\$0	\$0	\$0	\$0	\$0
01 3573 630 000 3	Dues And Fees	\$0	\$0	\$0	\$0	\$0
01 3573 670 000 3	Travel	\$0	\$0	\$0	\$0	\$0
3573 reVISION GRANT-FLOW THROUGH		\$0	\$0	\$0	\$0	\$0
01 4200 110 000 9	Title 1 Elem	\$37,981	\$37,044	\$43,626	\$45,134	\$51,375
01 4200 210 000 9	Fica	\$2,905	\$880	\$3,124	\$3,345	\$3,713
01 4200 220 000 9	Retirement	\$3,752	\$2,706	\$4,310	\$4,458	\$5,075
01 4200 230 000 9	Health Ins	\$7,310	\$1,000	\$12,600	\$13,943	\$15,686

01 4200 290 000 9	Life Ins	\$52	\$0	\$63	\$64	\$72
01 4200 410 000 9	Supplies/materials	\$120	\$120	\$120	\$120	\$120
01 4200 670 000 9	Travel	\$12	\$250	\$250	\$250	\$250
4200	TITLE 1	\$52,132	\$42,000	\$64,093	\$67,314	\$76,291
01 4200 410 000 9		\$10,172	\$5,454	\$8,151	\$8,151	\$8,151
4210	TITLE 1 Accountability	\$10,172	\$5,454	\$8,151	\$8,151	\$8,151
01 4325 110 000 9	Title IIA Class Size Reduction	\$14,157	\$17,550	\$18,299	\$18,299	\$28,800
01 4325 210 000 9	TITLE IIA Fica	\$1,083	\$343	\$1,343	\$1,167	\$1,912
01 4325 220 000 9	TITLE IIA Retirement	\$1,399	\$1,734	\$1,808	\$1,808	\$2,845
01 4325 230 000 9	TITLE IIA Health	\$4,256	\$1,286	\$5,810	\$7,906	\$11,571
01 4325 290 000 9	TITLE IIA Life Ins	\$22	\$87	\$29	\$37	\$53
4325	TITLE IIA	\$20,917	\$21,000	\$27,289	\$29,217	\$45,181
01 4326 630 000 9	Title II Eishenhower & Techno	\$2,000	\$2,000	\$2,000	\$2,000	\$2,000
4326	TITLE II	\$2,000	\$2,000	\$2,000	\$2,000	\$2,000
01 4327 110 000 9	REAP Salary	\$18,525	\$19,492	\$15,253	\$15,253	\$18,825
01 4327 210 000 9	REAP Fica	\$1,417	\$1,417	\$1,113	\$973	\$1,221
01 4327 220 000 9	REAP Retirement	\$1,830	\$1,830	\$1,506	\$1,507	\$1,860
01 4327 230 000 9	REAP Health	\$0	\$0	\$4,843	\$6,591	\$7,563
01 4327 290 000 9	REAP Life	\$0	\$0	\$24	\$30	\$35
4327	REAP	\$21,772	\$22,739	\$22,739	\$24,354	\$29,504
01 4403 310 000 9	IDEA Vocational/Vision	\$7,469	\$7,469	\$7,469	\$7,469	\$7,469
4403	IDEA	\$7,469	\$7,469	\$7,469	\$7,469	\$7,469
01 4404 318 000 1	SPED IDEA PRE-K	\$7,514	\$7,514	\$7,514	\$7,514	\$7,514
01 4404 110 000 9	SPED IDEA instr	\$22,000	\$25,031	\$22,566	\$22,566	\$25,253
01 4404 140 000 9	SPED IDEA PARA	\$13,400	\$18,224	\$11,895	\$11,895	\$14,855
01 4404 210 000 9	SPED IDEA FICA	\$2,708	\$3,240	\$1,938	\$1,938	\$2,363
01 4404 220 000 9	SPED IDEA RETIRE	\$3,497	\$4,273	\$3,404	\$3,404	\$3,962
01 4404 230 000 9	SPED IDEA HEALTH	\$5,000	\$9,506	\$7,467	\$13,385	\$15,482
01 4404 290 000 9	SPED IDEA LIFE	\$0	\$100	\$86	\$90	\$106
4404	SPED IDEA	\$54,119	\$67,888	\$54,870	\$60,792	\$69,535
01 4406 110 000 9	BASE 3-5 SPED INSTR	\$2,067	\$2,148	\$2,329	\$2,329	\$2,464
01 4406 210 000 9	BASE 3-5 SPED FICA	\$158	\$160	\$84	\$175	\$188
01 4406 220 000 9	BASE 3-5 SPED RETIR	\$205	\$212	\$124	\$231	\$244
01 4406 230 000 9	BASE 3-5 SPED HEALTH	\$0	\$415	\$0	\$1,012	\$1,044
01 4406 290 000 9	BASE 3-5 SPED LIFE	\$0	\$5	\$5	\$6	\$7
01 4406 410 000 9	SUPPLIES	\$0	\$0	\$0	\$0	\$0
4406	BASE 3-4 SPED	\$2,430	\$2,940	\$2,542	\$3,753	\$3,947
01 4410 110 000 1	IDEA Instr	\$45,000	\$30,092	\$0	\$0	\$0
01 4410 140 000 1	IDEA Pov Early Child Para	\$10,000	\$11,081	\$0	\$0	\$0
01 4410 210 000 1	IDEA Fica	\$4,207	\$3,000	\$0	\$0	\$0

01 4410 220 000 1	IDEA Retire	\$5,433	\$4,070	\$0	\$0	\$0
01 4410 230 000 1	IDEA Health	\$5,000	\$11,742	\$0	\$0	\$0
01 4410 290 000 1	IDEA Life	\$0	\$72	\$0	\$0	\$0
01 4410 313 000 1	IDEA Speech Teacher Preschool	\$5,617	\$5,617	\$22,000	\$22,000	\$22,000
01 4410 318 000 1	IDEA Sped Supervision Preschool	\$0	\$0	\$5,000	\$5,000	\$5,000
01 4410 313 000 1	IDEA D/E Audiology Preschool	\$6,000	\$6,000	\$250	\$250	\$250
01 4410 313 000 1	IDEA Deaf Education Services Pres	\$0	\$0	\$0	\$0	\$0
01 4410 318 000 1	IDEA D/E Psychological Services P	\$0	\$0	\$5,500	\$5,500	\$5,500
01 4410 313 000 1	IDEA OT Therapy Preschool	\$0	\$0	\$4,000	\$4,000	\$4,000
01 4410 313 000 1	IDEA PT Therapy Preschool	\$0	\$0	\$2,000	\$2,000	\$2,000
01 4410 313 000 1	IDEA Vision Services Preschool	\$0	\$0	\$0	\$0	\$0
4410	IDEA E-P	\$81,257	\$71,674	\$38,750	\$38,750	\$38,750
01 4700 110 000 9	Vocational Wages	\$2,400	\$2,400	\$2,400	\$2,400	\$2,400
01 4700 210 000 9	Vocational FICA	\$183	\$183	\$183	\$183	\$183
01 4700 220 000 9	Vocational Retire	\$238	\$238	\$238	\$238	\$238
01 4700 230 000 9	Vocational Health	\$300	\$300	\$300	\$300	\$300
01 4700 290 000 9	Vocational Life	\$2	\$2	\$2	\$2	\$3
4700	VOCATIONAL	\$3,123	\$3,123	\$3,123	\$3,123	\$3,124
01 5000 000 000 1	Computer Equip Elem	\$8,800	\$8,800	\$0	\$0	\$0
01 5000 000 000 2	Computer Equip Seco	\$34,400	\$34,400	\$0	\$0	\$0
5000	DEBT SERVICES	\$43,200	\$43,200	\$0	\$0	\$0
01 8000 752 000 2	Activity Fund Transfer	\$15,000	\$15,000	\$15,000	\$17,500	\$25,000
01 8000 753 000 2	Special Building Transfer	\$0	\$0	\$0	\$0	\$0
01 8000 754 000 3	Bond Fund Transfer	\$0	\$0	\$0	\$0	\$0
01 8000 755 000 3	Depreciation Fund Transfer	\$25,000	\$164,816	\$213,769	\$110,000	\$71,959
01 8000 756 000 3	Lunch Fund Transfer	\$15,000	\$25,266	\$8,072	\$22,492	\$25,000
8000	TRANSFERS (OUTGOING)	\$55,000	\$205,082	\$236,841	\$149,992	\$121,959

Account Number	Account Description	2015-16 Budget	2016-17 Budget	2017-18 Budget	2018-19 Budget	2019-20 Budget
1100	All Instruction Except SPED Program	\$2,884,363	\$2,995,590	\$3,061,538	\$3,204,098	\$3,398,950
1200	Special Education Instructional Program	\$1,194,763	\$1,337,224	\$1,550,844	\$1,568,899	\$1,647,648
2100/2150	Support Services - Pupils	\$161,549	\$168,705	\$171,220	\$164,667	\$169,813
2200	Support Services - Staff	\$236,128	\$241,665	\$226,076	\$230,003	\$235,260
2310	Board of Education	\$48,725	\$48,250	\$49,750	\$52,250	\$52,250
2320	Executive Administration Services	\$201,902	\$202,521	\$208,420	\$214,494	\$221,206
2330	District Legal Services	\$19,000	\$15,000	\$15,000	\$15,000	\$20,000
2400	Office of the Principal	\$369,688	\$386,495	\$372,758	\$381,624	\$398,475
2510	General Administration - Business Services	\$172,020	\$190,940	\$205,798	\$191,203	\$185,013
2520	Vehicle Acquisition & Maintenance	\$0	\$0	\$0	\$0	\$0
2600	Maintenance & Operation of Buildings	\$588,724	\$615,958	\$613,233	\$568,815	\$583,730
2750	Regular Pupil Transportation	\$266,813	\$234,748	\$251,917	\$245,766	\$245,347
2760	School Age Special Education Pupil	\$13,300	\$16,300	\$31,450	\$36,388	\$49,728

3000	Community Services	\$0	\$11,729	\$14,000	\$16,889	\$17,610
3500	State Categorical Programs	\$36,488	\$16,722	\$17,839	\$17,839	\$17,839
4000	Federal Programs	\$245,219	\$240,833	\$231,026	\$244,923	\$283,952
5000	Debt Services	\$43,200	\$43,200	\$0	\$0	\$0
6000	Summer School	\$0	\$0	\$0	\$0	\$0
7000	Adult Education	\$0	\$0	\$0	\$0	\$0
8000	Transfers to _____	\$55,000	\$205,082	\$236,841	\$149,992	\$121,959
	Interfund Loan/Repayment to _____	\$0	\$0	\$0	\$0	\$0
TOTAL DISBURSEMENTS & TRANSFERS		\$6,536,882	\$6,970,962	\$7,257,710	\$7,302,850	\$7,648,780
	SPED EXPENDITURES	\$1,208,063	\$1,353,524	\$1,582,294	\$1,605,287	\$1,697,376
	TOTAL NON-SPED EXPENDITURE	\$5,328,819	\$5,617,438	\$5,675,416	\$5,697,563	\$5,951,404
	NECESSARY CASH RESERVE	\$960,000	\$1,000,000	\$1,200,000	\$1,500,000	\$1,500,000
TOTAL DISBURSE, TRANSFERS,		\$7,496,882	\$7,970,962	\$8,457,710	\$8,802,850	\$9,148,780

% +/-	\$ +/-
5.2%	\$46,752
10.6%	\$2,135
66.7%	\$10,000
6.3%	\$4,504
5.2%	\$4,618
11.2%	\$25,810
0.1%	\$1
0.0%	\$0
0.0%	\$0
0.0%	\$0
0.0%	\$0
50.0%	\$10,000
0.0%	\$0
0.0%	\$0
0.0%	\$0
0.0%	\$0
0.0%	\$0
0.0%	\$0
0.0%	\$0
0.0%	\$0
5.7%	\$52,500
0.0%	\$0
-20.0%	-\$7,000
0.0%	\$0
4.7%	\$3,479
5.7%	\$5,186
7.4%	\$19,800
1.2%	\$20
0.0%	\$0
0.0%	\$0
0.0%	\$0
0.0%	\$0
0.0%	\$0
100.0%	\$15,000
0.0%	\$0
0.0%	\$0
0.0%	\$0
0.0%	\$0
0.0%	\$0
0.0%	\$0
0.0%	\$0
0.0%	\$0
0.0%	\$0
0.0%	\$0
6.4%	\$192,805
0.0%	\$0
0.0%	\$0
0.0%	\$0

0.0% \$0
0.0% \$0

0.0% \$0
0.0% \$0
0.0% \$0
0.0% \$0
0.0% \$0
0.0% \$0
0.0% \$0
0.0% \$0
0.0% \$0
0.0% \$0

0.0% \$0
0.0% \$0
0.0% \$0
0.0% \$0
0.0% \$0

0.0% \$0
0.0% \$0

0.0% \$0
0.0% \$0
0.0% \$0
0.0% \$0
0.0% \$0
0.0% \$0
0.0% \$0
0.0% \$0
0.0% \$0
0.0% \$0

0.0% \$0
0.0% \$0
0.0% \$0
0.0% \$0

0.0% \$0
0.0% \$0
0.0% \$0

#DIV/0! \$105,948
#DIV/0! \$8,105
#DIV/0! \$10,466
#DIV/0! \$21,970
#DIV/0! \$147
#DIV/0! \$146,636

6.2%	\$2,310
0.0%	\$0
-5.2%	-\$2,100
0.3%	\$16
0.3%	\$21
5.6%	\$1,800
0.0%	\$0
0.0%	\$0
0.0%	\$0
1.6%	\$2,047

ESU CODE

0.0%	\$0	0001
0.0%	\$0	

0.0%	\$0	1002
0.0%	\$0	4007
0.0%	\$0	

0.0%	\$0	4005
0.0%	\$0	4006
0.0%	\$0	2014
0.0%	\$0	2008
0.0%	\$0	

0.0%	\$0	1003
0.0%	\$0	

0.0%	\$0	4001
#DIV/0!	\$0	4001
0.0%	\$0	

#DIV/0!	\$0
#DIV/0!	\$0
#DIV/0!	\$0
#DIV/0!	\$0
4.5%	\$482
4.6%	\$37
4.6%	\$48
5.0%	\$84
0.0%	\$0
4.5%	\$482
4.6%	\$37
4.6%	\$48
5.0%	\$84
0.0%	\$0
4.6%	\$1,302

18.3%	\$26,651
3.1%	\$256
158.3%	\$3,800
0.0%	\$0
8.8%	\$2,348
7.9%	\$2,632
52.5%	\$30,470
7.6%	\$51
0.0%	\$0
0.0%	\$0
0.0%	\$0
0.0%	\$0
0.0%	\$0
0.0%	\$0
0.0%	\$0
0.0%	\$0
0.0%	\$0
0.0%	\$0
0.0%	\$0
0.0%	\$0
0.0%	\$0
0.0%	\$0
0.0%	\$0
0.0%	\$0
0.0%	\$0
13.8%	\$66,208
-7.0%	-\$15,129
-20.0%	-\$127
-14.0%	-\$1,300
18.8%	\$17,500
0.3%	\$71
0.8%	\$234
10.8%	\$9,990
0.0%	\$0
0.0%	\$0
0.0%	\$0
0.0%	\$0
0.0%	\$0
0.0%	\$0
0.0%	\$0
0.0%	\$0
0.0%	\$0
0.0%	\$0
0.0%	\$0
0.0%	\$0
0.0%	\$0
0.0%	\$0
2.3%	\$11,239
0.0%	\$0
0.0%	\$0

0.0% \$0
0.0% \$0

ESU CODE

0.0% \$0 **4001**
0.0% \$0 **0001**
0.0% \$0 **2014**
0.0% \$0 **1002**
0.0% \$0 **1003**
0.0% \$0 **4006**
0.0% \$0 **4005**

0.0% \$0
0.0% \$0
0.0% \$0
0.0% \$0

ESU CODE

0.0% \$0 **4001**
0.0% \$0 **1003**
0.0% \$0 **0001**
0.0% \$0 **2014**
0.0% \$0 **1002**
0.0% \$0 **4006**
0.0% \$0 **4005**
0.0% \$0

2.5% \$336
2.5% \$26
2.4% \$33
5.2% \$145
0.0% \$0
0.0% \$0
0.0% \$0
0.0% \$0
0.0% \$0
2.5% \$1,343
1.8% \$100
2.4% \$111
2.4% \$143
5.2% \$640
1.2% \$1
0.0% \$0
0.0% \$0
0.0% \$0
0.0% \$0
0.0% \$0
2.6% \$2,878

0.0% \$0
0.0% \$0

0.0%	\$0
0.0%	\$0
4.5%	\$1,223
4.5%	\$93
4.5%	\$120
5.0%	\$215
0.0%	\$0
0.0%	\$0
0.0%	\$0
0.0%	\$0
0.0%	\$0
4.2%	\$1,651

8.6%	\$86
10.4%	\$8
0.0%	\$0
0.0%	\$0
4.5%	\$523
0.0%	\$0
0.0%	\$0
0.0%	\$0
#DIV/0!	\$0
4.0%	\$617

0.0%	\$0
0.0%	\$0
0.0%	\$0
0.0%	\$0
#DIV/0!	\$0
#DIV/0!	\$0
0.0%	\$0
0.0%	\$0
0.0%	\$0
0.0%	\$0
0.0%	\$0
0.0%	\$0
0.0%	\$0
0.0%	\$0
0.0%	\$0
0.0%	\$0
0.0%	\$0
0.0%	\$0

0.0%	\$0
0.0%	\$0
0.0%	\$0
0.0%	\$0
0.0%	\$0
0.0%	\$0

0.0%	\$0
0.0%	\$0
0.0%	\$0
0.0%	\$0
0.0%	\$0
0.0%	\$0
0.0%	\$0
0.0%	\$0
0.0%	\$0
0.0%	\$0

2.8%	\$3,726
4.5%	\$809
3.0%	\$346
2.9%	\$431
5.0%	\$1,400
0.0%	\$0
0.0%	\$0
0.0%	\$0
0.0%	\$0
0.0%	\$0
0.0%	\$0
3.1%	\$6,712

33.3%	\$5,000
33.3%	\$5,000

2.1%	\$2,000
5.2%	\$1,070
3.0%	\$1,000
2.1%	\$236
1.6%	\$198
9.5%	\$2,000
0.0%	\$0
0.0%	\$0
0.0%	\$0
#DIV/0!	\$0
0.0%	\$0
0.0%	\$0
0.0%	\$0
6.0%	\$6,000
#DIV/0!	\$0
0.0%	\$0
4.5%	\$1,890
6.3%	\$679
6.3%	\$878
6.1%	\$900
0.0%	\$0

0.0%	\$0
0.0%	\$0
0.0%	\$0
0.0%	\$0
0.0%	\$0
4.4%	\$16,851

0.0%	\$0
0.0%	\$0
-16.0%	-\$1,527
4.5%	\$3,904
2.5%	\$181
4.5%	\$386
12.8%	\$860
6.7%	\$6
-25.0%	-\$10,000
0.0%	\$0
0.0%	\$0
0.0%	\$0
0.0%	\$0
0.0%	\$0
0.0%	\$0
0.0%	\$0
0.0%	\$0
0.0%	\$0
-3.2%	-\$6,190

0.0%	\$0
0.0%	\$8
-3.4%	-\$153
5.6%	\$297
3.7%	\$950
3.9%	\$3
0.0%	\$0
0.0%	\$0
0.0%	\$0
0.0%	\$0
0.0%	\$0
5.3%	\$4,468
6.6%	\$495
12.4%	\$1,133
16.2%	\$3,900
23.5%	\$20
0.0%	\$0
0.0%	\$0
0.0%	\$0
0.0%	\$0
3.0%	\$11,121

0.0%	\$0
0.0%	\$0
0.0%	\$0
#DIV/0!	\$0
0.0%	\$0
0.0%	\$0
0.0%	\$0
0.0%	\$0
0.0%	\$0
0.0%	\$0
#DIV/0!	\$0
0.0%	\$0
0.0%	\$0
0.0%	\$0
6.9%	\$3,042
6.9%	\$232
6.9%	\$300
5.2%	\$220
0.0%	\$0
2.0%	\$3,794
#DIV/0!	\$0
10.9%	\$12,800
10.9%	\$979
16.5%	\$607
6.1%	\$174
47.7%	\$21
0.0%	\$0
0.0%	\$0
0.0%	\$0
#DIV/0!	\$0
0.0%	\$0
0.0%	\$0
0.0%	\$0
0.0%	\$0
-100.0%	-\$15,000
0.0%	\$0
-0.2%	-\$419
#DIV/0!	\$0
#DIV/0!	\$0
92.0%	\$11,500
76.0%	\$727
76.0%	\$939
6.1%	\$174
0.0%	\$0
0.0%	\$0

0.0%	\$0
0.0%	\$0
0.0%	\$0
0.0%	\$0
#DIV/0!	\$0
0.0%	\$0
36.7%	\$13,340

0.0%	\$0
0.0%	\$0
0.0%	\$0
0.0%	\$0
0.0%	\$0
0.0%	\$0
0.0%	\$0
0.0%	\$0
0.0%	\$0
0.0%	\$0
0.0%	\$0

4.5%	\$670
4.4%	\$51
0.0%	\$0
#DIV/0!	\$0
4.3%	\$721

0.0%	\$0
0.0%	\$0
#DIV/0!	\$0
#DIV/0!	\$0
#DIV/0!	\$0
#DIV/0!	\$0
#DIV/0!	\$0
#DIV/0!	\$0
#DIV/0!	\$0
#DIV/0!	\$0

#DIV/0!	\$0
#DIV/0!	\$0
#DIV/0!	\$0
#DIV/0!	\$0
#DIV/0!	\$0
#DIV/0!	\$0

13.8%	\$6,241
11.0%	\$368
13.8%	\$617
12.5%	\$1,743

12.5%	\$8
0.0%	\$0
0.0%	\$0
13.3%	\$8,977

0.0%	\$0
0.0%	\$0

57.4%	\$10,501
63.8%	\$745
57.4%	\$1,037
46.4%	\$3,665
43.2%	\$16
54.6%	\$15,964

0.0%	\$0
0.0%	\$0

23.4%	\$3,572
25.5%	\$248
23.4%	\$353
14.7%	\$972
16.7%	\$5
21.1%	\$5,150

0.0%	\$0
0.0%	\$0

0.0%	\$0
11.9%	\$2,687
24.9%	\$2,960
21.9%	\$425
16.4%	\$558
15.7%	\$2,097
17.8%	\$16
14.4%	\$8,743

5.8%	\$135
7.4%	\$13
5.6%	\$13
3.2%	\$32
16.7%	\$1
#DIV/0!	\$0
5.2%	\$194

#DIV/0!	\$0
#DIV/0!	\$0
#DIV/0!	\$0

#DIV/0!	\$0	
#DIV/0!	\$0	
#DIV/0!	\$0	ESU CODE
0.0%	\$0	4001
0.0%	\$0	0001
0.0%	\$0	1003
#DIV/0!	\$0	2014
0.0%	\$0	1002
0.0%	\$0	4006
0.0%	\$0	4005
#DIV/0!	\$0	2008
0.0%	\$0	

0.0%	\$0
0.0%	\$0
0.0%	\$0
0.0%	\$0
50.0%	\$1
0.0%	\$1
#DIV/0!	\$0
#DIV/0!	\$0
#DIV/0!	\$0
#DIV/0!	\$0
#DIV/0!	\$0
42.9%	\$7,500
#DIV/0!	\$0
#DIV/0!	\$0
-34.6%	-\$38,041
11.2%	\$2,508
-18.7%	-\$28,033

6.1%	\$194,852
5.0%	\$78,749
3.1%	\$5,146
2.3%	\$5,257
0.0%	\$0
3.1%	\$6,712
33.3%	\$5,000
4.4%	\$16,851
-3.2%	-\$6,190
#DIV/0!	\$0
2.6%	\$14,915
-0.2%	-\$419
36.7%	\$13,340

4.3%	\$721
0.0%	\$0
15.9%	\$39,029
#DIV/0!	\$0
#DIV/0!	\$0
#DIV/0!	\$0
-18.7%	-\$28,033
#DIV/0!	\$0

4.7%	\$345,930
5.7%	\$92,089
4.5%	\$253,841

0.0%	\$0
#DIV/0!	

3.9%	\$345,930
------	-----------

**100069 RAVENNA PUBLIC
SCHOOLS District**

PO Box 8400, Ravenna, NE 68869
Generated on 08/05/2019 01:03:12 PM Page 1 of 1

Student Enrollment Summary Report

Effective Date: 08/05/2019 Enrollment Types: P, S, N
Total Race/Ethnicities: 6 of 7 Total Schools: 4
Race/Ethnicity Source: Federal Male/Female/Total: 226/203/429

Student Population by Race/Ethnicity and Grade Level (Male/Female/Total)

Census								
Grade	1:Hispanic/Latino	2:Amercan Indian or Alaska Native	3:Asian	4:Black or African American	5:Native Hawaiian or Other Pacific Islander	6:White	7:Two or more races	Total
All Grades	-	-	-	-	-	-	-	0/0/0

District Office								
Grade	1:Hispanic/Latino	2:Amercan Indian or Alaska Native	3:Asian	4:Black or African American	5:Native Hawaiian or Other Pacific Islander	6:White	7:Two or more races	Total
All Grades	-	-	-	-	-	-	-	0/0/0

Ravenna Elementary School								
Grade	1:Hispanic/Latino	2:Amercan Indian or Alaska Native	3:Asian	4:Black or African American	5:Native Hawaiian or Other Pacific Islander	6:White	7:Two or more races	Total
01	2/1/3	-	-	-	-	10/14/24	-	12/15/27
02	1/1/2	1/0/1	-	-	-	15/7/22	-	17/8/25
03	-	-	-	2/0/2	-	12/22/34	-	14/22/36
04	3/0/3	1/0/1	-	-	-	12/10/22	0/1/1	16/11/27
05	2/0/2	-	-	-	-	14/15/29	-	16/15/31
06	1/1/2	-	-	-	-	12/12/24	-	13/13/26
HP	0/2/2	-	-	-	-	23/15/38	1/0/1	24/17/41
KG	1/2/3	-	-	-	-	10/11/21	-	11/13/24
All Grades	10/7/17	2/0/2	-	2/0/2	-	108/106/214	1/1/2	123/114/237

Ravenna High School								
Grade	1:Hispanic/Latino	2:Amercan Indian or Alaska Native	3:Asian	4:Black or African American	5:Native Hawaiian or Other Pacific Islander	6:White	7:Two or more races	Total
07	1/1/2	-	-	1/0/1	-	13/16/29	-	15/17/32
08	-	-	0/1/1	-	-	20/6/26	-	20/7/27
09	1/2/3	-	0/1/1	-	-	10/13/23	-	11/16/27
10	-	-	0/1/1	0/1/1	-	13/15/28	-	13/17/30
11	0/2/2	-	-	0/1/1	-	24/16/40	-	24/19/43
12	0/1/1	-	2/0/2	-	-	17/12/29	1/0/1	20/13/33
All Grades	2/6/8	-	2/3/5	1/2/3	-	97/78/175	1/0/1	103/89/192

Student Population Excluding White not of Hispanic Origin

School	Total	Percentage
Census	0	0
District Office	0	0
Ravenna Elementary School	23	9.70%
Ravenna High School	17	8.85%
Total	40	9.32%



NEBRASKA

DEPARTMENT OF EDUCATION

www.education.ne.gov
301 Centennial Mall Sou
P.O. Box 94987
Lincoln, NE 68509-4987
TEL 402.471.2295
FAX 402.471.0117

July 10th 2019

Ken Schroeder
Superintendent – Ravenna Public Schools
41750 Carthage Rd.
PO Box 8400
Ravenna, NE 68869

Dear Superintendent Schroeder:

This letter is to inform you that we have received the certificated staff evaluation policies and procedures for Ravenna Public Schools that you submitted to the Nebraska Department of Education for approval. The documents include; Board Policies 4030 and 4031, along with the NEE instrument. They have been reviewed pursuant to NE REV STAT §79-318(5) (h) and 92 NAC Rule 10, Section 007.06 and are in compliance with all requirements.

The Ravenna Public Schools' policies and procedures prior to this date will be replaced with your new documents. The certificated evaluation policies and procedures for your district will remain approved until your Board revises them. Revised policies and procedures must be submitted to the Department of Education for approval at the time of adoption.

If you have any questions regarding this letter or any of the applicable requirements of Rule 10 please feel free to contact me at your convenience.

Sincerely,

Michelle (Micki) Charf – Ed.D
Office of Accountability, Accreditation and Program Approval

Superintendent Goals

Academic Achievement

Proposed Activity: Implement a system of teacher and principal evaluation that is research based and aligned with the Marzano Indicators. The selected instrument is the NEE (Network for Educator Effectiveness) evaluation instrument. More information about NEE can be found at <https://neeadvantage.com/>.

Rationale: Teacher and principal effectiveness has a direct impact on student achievement. A quality evaluation instrument can provide data for individualized professional development opportunities and for staff development opportunities.

AQuESTT Tenant: Educator Effectiveness

Deadline: December 2020

Vision

Proposed Activity: Coordinate a strategic planning session coordinated by NASB and engaging all stakeholders for the purpose of developing a functional, shared, written plan that is aligned to the six AQuESTT Tenants.

Rationale: AQuESTT is the state-wide accountability model, which the school district will be evaluated by in future years. Aligning the school district's strategic plan to the six AQuESTT Tenants will ensure that the district's strategic plan supports the school improvement process, which will also be aligned to the six AQuESTT Tenants.

AQuESTT Tenant: Positive Partnerships, Relationships, & Success

Deadline: May 2020

Community Relations

Proposed Activities: Strategic Planning Session with NASB; Golf; coffee; senior center visit/presentation; extend a written invitation to present to community groups, clubs & organizations; increased participation in Chamber; increased participation in Lion's Club; become a "tweeting superintendent"; monthly video following board meeting that is pushed out to patrons; develop a Superintendent Advisory Committee such as Gothenburg Public Schools; "brand" the school

Rationale: Interacting with community members and sharing our schools story with community members improves community relations and support for the school.

AQuESTT Tenant: Positive Partnerships, Relationships, & Success

Deadline: Progress evaluated during next formal evaluation

COMMUNITY ENGAGEMENT

Nebraska Association of School Boards

RAVENNA BOARD OF EDUCATION

MISTI FIDDELKE, PRESIDENT

LARRY BEHRENDT

MARILYN BOHN

TIM LEWANDOWSKI

TARA SCHIRMER

DAWN STANDAGE

SUPERINTENDENT
DWAINE UTTECHT

MISSION STATEMENT

FAMILY – COMMUNITY – SCHOOL
PREPARING STUDENTS TODAY TO
SUCCEED TOMORROW



RAVENNA COMMUNITY ENGAGEMENT

TABLE OF CONTENTS

I.	Community Engagement Meeting I Summary	Page 3
II.	Community Engagement Meeting II Summary	Page 11
III.	Community Engagement Evaluation	Page 14

COMMUNITY ENGAGEMENT MEETING I – MARCH 24, 2014

A focus group made up of 80 members participated in a Community Discussion on Monday, March 24, 2014. The group identified the strengths, accomplishments, and achievements of the Ravenna Public Schools as well as the challenges the district will face in the next three to five years. Group participants included parents, community members, board members, and a district administrator.

Feedback received:

Question 1: What points of pride, accomplishments, and achievements, has the district realized?

- Respect (Village – tight knit)
- Consistency of teaching staff, parents, and community
- People want to stay
- Our location
- Advanced classes
- Sports programs
- Small classroom sizes
- Special Education program
- Enrollment increases
- Maintain skills USA, FBLA, FFA
- College level preparedness
- Kids adjust post H.S. to college in relation to study habits
- Positive involvement and guidance/scholarship assistance
- Teacher involvement to assist outside classroom
- Fine arts program has evolved, improved over the years including music/art
- Teachers involved outside of school
- Strong administration
- Keep kids in school
- High graduation rates
- Nice building/facility – The Green House/Learning Center/Theatre
- Nice to see other things in addition to sports

- Robotics, DECA–Lifetime skills– causes people to look at Ravenna differently
- FFA, FBLA, Skills, Trap and we do have athletics
- Student issues are handled well internally
- Biology class using greenhouse – seeing start to finish with growing plants, flowers, etc.
- Ravenna is on the map because of athletics, Robotics, DECA, acting and FFA
- Well represented by our teachers (i.e., staff presentation at an Autism conference)
- The youth came together with several teachers to put gather financing for the youth center
- Ravenna produces students who become teachers which presents a positive image of the current and past teaching staff
- We are a leader in technology with the one-to-one program
- The infrastructure of the school is good. The custodial staff has done a good job maintaining the facilities and grounds
- Surrounding employment
- Great facility – one location
- Technology based education with good student/instructor ratio
- Extra-curricular opportunities especially athletics
- Faculty contribute to the success of the district
- Academic competitions
- Welcoming community
- Youth Activity Center
- Star Program
- Good ACT scores
- Technology 1:1 program
- Good facilities
- One campus
- Security buzzer
- Parent volunteers
- Recognizing all groups and their successes – Robotics (new programs have been initiated) Drama and Bowling
- Alert text program
- Keep teachers for extended times
- Quality learning environment (school is well taken care of)

- Parental involvement
- College prep classes offered
- Kinder/curriculum
- Improvement of theater
- Sporting Events
- FFA
- Robotics
- Speech and Drama
- Working with city for Trap Team
- Community Service – special needs pick up recycling
- Music program
- Music at nursing home
- High school age kids help with camps
- Teacher retention and a high number of staff members that have master’s degree
- Youth Center
- Graduates that go on to college are successful students and well prepared
- Perform well academically as compared to other C-2 schools
- Post-graduate studies and education /increase in percentage of graduates
- Staff qualified and dedicated – longevity staff
- Arts/Drama/Robotics/Fine Arts Night
- New preschool in with Elementary and High School
- Youth Center well utilized after game gathering
- Board willing to listen to constituents through this meeting
- Scholarships for in state schools
- School activities published in paper
- Students of week/Athlete of week/Jr Jays
- Accredited
- Staff respects different learning styles
- District is not in debt
- Athletics
- Greenhouse
- Computer use
- College credit courses
- High graduation rates

- Good student teacher ratio
- Strong teacher/parent involvement
- Community investment (Athletics, Academics, Organizations)
- Opportunities/Extracurricular Activities
- Youth Center (Kids took part/accepted responsibilities for development and implementation)
- Facilities kept up with changing times (technology)
- Starts at early age (preschool – high school)
- Good leadership (Administration, School Board)
- Greenhouse for Agriculture
- Good Agriculture department for community
- Clean sports program

Question 2: What challenges will the district face in the next three to five years?

A. Academic Program

- Test scores – government requirements
- Population of students
- Continue to improve student performance on Standardized Testing – Raising the bar
- Moving target of Standards
- Communication between staff and parent if the student is having trouble learning. Finding out at parent/teacher conferences could be too late.
- College courses
- Meeting standardized testing requirements
- Keeping good administrators
- NESAs testing – need more explanation about it?
- Earlier notification of grades dropping BEFORE they get to the ninth hour penalty
- Challenge them to take at least one college credit upon graduation
- Mediocre testing scores
- There is a lack of advanced class work for the high ability learning students in the elementary
- Look into offering more college level distance learning courses to high school students

B. School Climate/Learning Environment

- Declining enrollment
- Maintaining enrollment
- Education should be emphasized more than sports
- School violence/security issues – No Facebook during class
- Policies in place for social networking
- Enrollment is declining
- Some kids suffer in subjects because they are pulled out of class early to focus on a subject they need extra help
- Enrollment
- More emphasis on college classes
- Keeping kids focused
- Teaching money management/life skills
- Lunch program challenges
- Safe learning environment
- Security
- School nurses – paperwork
- School food – increased paperwork
- Same rules for every student
- Lack of student motivation
- Safety
- Food – amount and quality
- A decrease in enrollment will affect the number of students we have
- Maintain Alcohol – Drug – Tobacco awareness and education – stay up on e-cigs
- Several tenured teachers are coming up on retirement and several who are able to retire already
- Preparing kids for college
- Replacing Mr. Fisher and as other great teachers leave
- Having a “Practical” education center in our high school
- Retaining good quality administration and staffing
- Increased security/safety
- School Lunchroom Guidelines
- Retention of staff
- Safety – Lockdown System

- Sustain enrollment
- Improved communication from the school to the community about classes being taught events with the administrators at the school
- Student numbers
- Keeping staff
- Staff over loaded
- Keeping teachers if student population decreases
- Out of state scholarship opportunities
- Bullying – education for both students and teachers
- Teacher access time
- Language barriers
- Have graduates evaluate teachers

C. Parent – Community Relations

- Continued Family Involvement/Community Involvement
- Engaging students in entrepreneurship to take over jobs within the community
- Enrollment – Community Issues
- Changes in Family Values
- Fewer farmers every year
- Mr. Fisher leaving – what can we do to keep growth of town –students
- Prepare for Hispanic population

D. Governance (Board of Education/Superintendent)

- Stay sharp on finances
- Financing – budget issues being able to sustain staffing balances
- Expectations from state and federal standard
- Drama and music left out financially
- Finances – Fiscal responsibility
- Publicize the endowment more
- Funding challenges will continue to be a problem, especially the state funding formula
- Keeping up with payroll
- Future gov't regulation
- Budget costs
- Funding

- Balancing all staff needs with demand for all activities
- Rising costs
- Decreased funding
- Money –budgeting
- Consolidation of schools
- Due to recent events in other schools. How many of our staff are trained to recognize drug use or threatening situations and what is the schools plan to handle?
- Declining state Aid dollars
- Retirement of staff
- Broadcasting teachers on TV to other places
- What funding will be like
- Possibly merging with other districts
- Figure out how to be a better leader
- If enrollment decreases – staff may decrease – funding decreases

E. Technology

- Keeping up with technology
- The cost of technology
- Technology – Social Media
- Keeping up with technology will be more challenging all the time
- Maintain quality technology
- Technology keeping up with the “jones” staffing and costs involved
- Technology – maintaining and/or improving and not falling behind
- Technology up keep – adequate funding to ensure progression
- Strict computer use regulations

F. Support Program

- Special Education programs

G. Extra-Curricular

- Sustaining the extra-curricular
- Teachers are asked to be involved in extra-curricular activities – hard to find enough volunteers
- Getting kids involved in extra activities

- Kids to involved
- Kids not involved – video games

H. Transportation

- Bussing – transportation
- Transportation – Distances have increased – Equipment
- Distance traveled for activities busing rural – subcontracted in some districts
- Out of town pre-schools

COMMUNITY ENGAGEMENT MEETING II – APRIL 8, 2014

Community members participated in a review and discussion of the identified needs brought forward during Community Engagement Meeting I. The outcome of the small group discussion realized the following priorities and strategies.

Student Academics

- I. Provide more advanced learning opportunities for both high school and elementary students
 - a) Research programs that can “challenge” youth for the high ability learners (Example: The reading program has three levels to help kids raise their testing scores.)
 - b) Consider internships or job shadowing to help kids identify what may be an unrealized interest or passion
 - c) Identify and bring local businesses into the district to support curriculum
 - d) Insure kids who have an IEP are pushed and challenged to allow them to succeed
 - e) Make certain the district is able to consider ways to keep up with technology
 - f) Provide continuing education for staff to support curriculum offerings
 - g) Pursue grants to help fund technology
 - h) Use social media as an educational tool for students
 - i) Continue to provide an environment that supports all learning levels and types
- II. Expand the curriculum to offer more diverse opportunities for students
 - a) Poll students to identify their interests
 - b) Consider other programs such as:
 1. Robotics
 2. Auto body or Mechanics classes
 3. Block scheduling
 4. Class flipping
 - c) Maintain quality faculty (young progressive educators)
 - d) Balance extracurricular and academics
- III. Improve academic opportunities for students by providing technological advancements
- IV. Prepare students with skills for the 21st Century
 - a) Keep curriculum current with workplace trends

- V. Prepare students for a future and emphasize responsibility and professional workplace behavior
 - b) Fair standards and discipline for all students
 - c) Clear and thorough policy on bullying
 - d) Train on bullying all levels, students, staff, and parents
- VI. Maintain academic excellence with variations in resources
 - a) Encourage every student to take at least one unit of higher education
 - b) Maintain academic superiority to attract students from other areas
 - c) Promote on-line/distance learning for a better selection of classes
 - d) Encourage teachers to teach every student to the best of their ability so that every student reaches their potential
- VII. Provide a curriculum that will prepare each student to meet or exceed their potential
 - a) Provide diverse curriculum and more flexibility for staff
 - b) Continue time management finance classes and expand college classes
 - c) Consider advanced technology courses

Technology

- I. Promote on-line and distance learning to support technology curriculum opportunities
- II. Improve academics by providing advanced technological (Pre-K through 12th grade)
- III. Raise technology funds through the foundation
 - a) Web presence
 - b) Brochure
 - c) Newsletter
- IV. Form an active technology task force
 - a) 1 to 2 school board representatives
 - b) 1 to 2 administrative representatives
 - c) 1 to 2 faculty representatives
 - d) 1 to 2 student representatives
- V. Enforce responsible use of technology through policy and training
 - a) Understand that once posted on the web it is forever there
 - b) Common sense ethics

School Climate

- I. Provide and create an environment for all learning levels and types
- II. Provide more opportunities for higher level achieving students to challenge their level of learning
- III. Use social media as an educational tool in the classroom
- IV. Continue to offer opportunities like this to allow parents to voice not just what we want, but also to support the board and principals
- V. Consider other ways to keep parents and patrons involved

COMMUNITY ENGAGEMENT EVALUATION

1. Do you think the Community Engagement process was a worthwhile activity for the district and community? Why?

- We hope the administration and board takes a close look at the points brought up!
- Yes, whenever you can share ideas and inputs you gain interest.
- Yes, I got ideas from people that otherwise would not say anything or think their opinion didn't matter.
- Yes – it makes the community more aware of issues in the community. Everyone's opinion is valued in a setting such as this.
- Very worthwhile – shows board/community support, gives direction to school system, gives multiple points brought to attention.
- Yes, it's nice to discuss and see the difference viewpoints of other community leaders
- Yes, it gives the board the opportunity to hear others opinion's
- Yes, it will give the board some ideas on what the community expects
- Yes, ideas from many are always appreciated
- Yes – increased community involvement in the school
- Yes, communication between community and school is key to getting things done.
- Yes, you got more ideas from a lot of different people
- Yes, it brought people together and allowed us to express ourselves and concerns or hopes for our school and future.
- Yes, is always good to get new ideas and thoughts in front of a board/community
- Hope so because the board can only do so much everyone has to buy in
- Yes, very worthwhile. The community as a whole can help create/make ideas which in turn can make the whole community active in the schools
- Yes, helps show more community support to the schools
- Yes, offered variety of thoughts and ideas to be given
- Yes, helps get parents involved in what our children are learning and challenges they may be dealing with in the school system
- Yes, lots of interesting and well thought out ideas were presented
- Yes, it involved the community, all ages, all opinion's and knowledgeable
- Yes, gives people a voice
- Don't know – haven't seen anything come about it yet. This is a good start – let's see specific follow through!!!

- The Ravenna News does a very good job of informing the community of board meetings and school activities. The school does not inform. The website is not always up to date and there is no column from the school administration or board. You should not expect the News to do your advertising!
- Yes, it is important that communities come together to discuss
- Yes, the board wanted to provide a forum for input before they made major changes to policy. I believe this approach is commendable.
- Yes, it is always good to get a variety of opinions
- Yes, community involvement is always important although people don't always take the time to become involved!!
- Yes, I believe that the community needs to be heard when it comes to education because it is the community that is served my education.
- Yes, it was nice to hear what others had to say. It was also nice to know that they were thinking along the same lines as me.
- Absolutely worthwhile – Furthering is a constant necessity. Community Forums increase patrons' ownership of the education process.
- Not sure – don't know if everyone is being heard
- Yes, it brought together the community discussion, not just school board
- Yes, good community bonding and for people to realize how to solve problems instead of just identify them.
- Yes, I think it gives the board an opportunity to get a feeling about how the community feels. Gave me personal insight to other opinions.
- Yes, this activity was a positive insight as to how the public views our school.

2. What did you learn from the Community Engagement process?

- It's good to hear other points of view
- There are many ideas out there we do not think about and some good resources out there.
- People can work together! It was nice to have such a cross section of the community present.
- Our school is strong academically
- There is always improvement to be made and that the board has a tough job to manage this process
- How little I know
- Many people are interested in the well-being of our school
- Everyone wants a school with great academics for all children.
- Should have had the community involved years ago.
- A lot

- The willingness of the board to hear ideas and thoughts. Showed they were proactive and care.
- That things from when I was in school 6 years ago have not been improved
- How other community schools works and where we need to go.
- People do seem to care about improving school, but it seems like the same group needs to diversify somehow to include more people.
- We all have the goal of improving and bettering our school and students
- Different ways things work within school system, was nice to hear opinions from the elementary up to high school level
- The vast number of challenges facing the school board/education district. Also, the many success stories that accompany them.
- Community wants to be involved in children's academic growth.
- A lot of ideas – different views
- People want more for our school – Don't give up – but there is so much more that can be done!
- We have many same concerns and parent's community members that are interested in helping.
- Primarily that most participants were concerned with academics and the advancements in technology that can assist in teaching students.
- The community wants to be heard.
- Interesting ideas and opinions from other people. Some ideas I hadn't thought of previously.
- That there are many issues that education faces, and they continue to increase.
- I learned where the school was currently in many areas of education. I learned that technology is very much on the minds of others.
- There is a lot to be proud of.
- Physical and verbal bullying is happening, but it is not always noticed.
It sounds like a 4 or 5 on a scale of 10
- That education is near and dear to many people
- There are a lot of people that are concerned in many areas not just a few.
- Gained insight to personal feeling in regard to what people feel is important to the education process
- I learned there are many people interested in our school and the progress it needs to make.

3. What would you do to improve the process?

- Possibly more input by board members
- Worked good the way it was
- Yearly community meetings
- Maybe a little more time
- Effective as it was
- Maybe have one night without administration to discuss
- Maybe have a general question and answer period
- Board Question and Answer for a set time
- Have kids come for their input
- Continue more engagement meetings because everybody has a positive attitude
- Invite more actual educators. Noticed more spouses invited but not actual educators. Don't they have better ideas of work at school? Advertise in paper.
- Liked the open discussion
- Thought it was a good process. Maybe provide each table with a different focus/area to improve.
- Encourage job shadowing, academic programs thru the web
- Nothing
- Let's see what the school board has for goals (specific goals) and what their plan is to see this through. Get more specifics and details.
- Nothing at this time
- I felt it was about right. One long meeting would overwhelm, but more than two would result in poor final attendance.
- A place that private comments could be made
- I felt this was a good format to follow in the future
- Possibly an overview of the school system for those that are not very involved in the district
- More use of technology to put their information online
- This is a fairly tried and true process
- I believe there needs to be a 3rd party secretary at every table to protect from personal opinion being shared with group and then all people will be heard
- Thought it was good as is
- I wish the administration could have interacted with the discussion groups

4. Do you have interest in continuing to serve the district? If so, do you have ideas of how you like to serve?

- Volunteer to help is agriculture related programs or classes
- No interest at this time
- Possibly volunteer in classroom. Encourage participation in the Ravenna Foundation. Encourage the foundation to help in funding “extra” projects of the school.
- I have interest/participate with the children
- Yes, taskforce
- Yes, giving input as needed on topics
- Community and Parents needs to feel welcomed in to the school system to volunteer. If people were welcomed to help at school they would see a lot more volunteers
- Yes, school board or another board of some kind
- Yes, not sure at this time.
- Yes, engagement meetings
- Stacy Paitz – any type of committee to help our youth
- Yes. Would love to provide an internship/practical experience for students
- Yes, I’m interested everyone should be –without our school our community would go under.
- Always willing to help.
- Keep this up I really appreciate being included and participating in this type
- Yes, I would like to be a part of the next step of this process. What becomes of the information the board has from the Community Engagement?
- I would be willing to sponsor a mentorship course or arrange for contacts in different disciplines per curriculum guidelines.
- Yes
- Yes, advice and information
- I’m going to remain anonymous on this form – I will sign up for something down the road.
- Yes, in discussions
- Not at this time. The walleye are biting and my fishing pole is ready for a workout



Ken Schroeder <ken.schroeder@ravennabluejays.org>

Fwd: NASB Board Self-Assessment Resources and Services

1 message

Marilyn Bohn <mamabohn7@gmail.com>
To: Ken Schroeder <ken.schroeder@ravennabluejays.org>

Thu, Feb 7, 2019 at 10:12 AM

Hi K

Here are the attachments you can put on e-meetings.

Thank you
M

----- Forwarded message -----

From: Marcia Herring <mherring@nasbonline.org>
Date: Fri, Jan 25, 2019, 6:23 PM
Subject: NASB Board Self-Assessment Resources and Services
To: Marilyn Bohn <mamabohn7@gmail.com>

Good evening, Marilyn!

I have attached the four traditional board self-assessment resources. Please note that BA.1, BA.2, BA.3 and BA.4 are available in two formats (both narrative and numerical). The Board Leadership Standard Assessment is available only in the format attached. Below, I have provided the details of the Online Board Self-Assessment process.

Board Self-AssessmentThe **Online Board Self-Assessment Survey Service** includes:

Option I –

The Association will

- Assist the board to identify a board self-assessment tool
- Integrate the identified tool into an online survey
- Distribute the link to all board members to complete the survey
- Issue reminders to board members prior to deadline
- Summarize board member input
- Develop a written Needs Analysis summarizing areas of need

Fee: \$250

If the board requests a Board Retreat to review the written summary and to develop goals, no fee will be assessed for the Online Survey.

Fee: Board Retreat fee plus travel expenses

Thank you for your interest in the NASB Board Self-Assessment resources. Please let me know if you have any questions.

Have an amazing weekend and safe travels to Lincoln for the Legislative Issues Conference.

Warm regards,

Marcia R. Herring



NASB Director of Board Leadership

Nebraska Association of School Boards

1311 Stockwell Street

Lincoln NE 68502

Toll Free 800.422.4572

Direct Line 402.817.0296

Cell/Text 402.450.5152

Legislative Issues Conference

January 27-28

School Board Member Week

January 27 to February 2

Budget & Finance Workshops

February 13 | La Vista

February 20 | North Platte

Presidents Retreat – Kearney / February 17-18

Presidents Retreat – Lincoln / February 24-25

Learn more and register at www.NASBonline.org

5 attachments



image003.png
12K

BA.1 Narrative.doc
160K

BA.2 Numerical.doc
151K

BA.3 Narrative.doc
128K

BA.4 Numerical.doc
138K



Ken Schroeder <ken.schroeder@ravennabluejays.org>

Fwd: NASB Superintendent Evaluation Resources and Services

1 message

Marilyn Bohn <mamabohn7@gmail.com>

Thu, Feb 7, 2019 at 10:13 AM

To: Ken Schroeder <ken.schroeder@ravennabluejays.org>

And more..... Thank you! If we can get back in time I'll be there.

M

----- Forwarded message -----

From: **Marcia Herring** <mherring@nasbonline.org>

Date: Fri, Jan 25, 2019, 6:23 PM

Subject: NASB Superintendent Evaluation Resources and Services

To: Marilyn Bohn <mamabohn7@gmail.com>

Good evening, Marilyn! I have attached the NASB Superintendent Evaluation resources and below you will find a breakdown of the three options available to the board should they have interest in utilizing the online process.

NASB Online Superintendent Evaluation Service includes:

Option I –

The Association will:

- Integrate the board adopted superintendent evaluation tool into an online survey
- Issue link to superintendent to complete a self-assessment (Note: The superintendent self-evaluation is an optional feature.)
- Download superintendent self-assessment
- Distribute the superintendent self-assessment summary and survey link to each board member via email
- Issue reminders to board members prior to deadline
- Summarize board member input
- Develop a written summary and forward to board president

Fee \$200

If the board requests a Board Retreat to review the written summary and to develop goals, no fee will be assessed for the Online Survey.

Fee: Board Retreat fee plus travel expenses

Option II -

The Association will:

- Assist the board in the identification and/or design of a superintendent evaluation tool
- Issue link to superintendent to complete a self-assessment (Note: The superintendent self-evaluation is an optional feature.)
- Download superintendent self-assessment
- Distribute the superintendent self-assessment summary and survey link to each board member via email
- Issue reminders to board members prior to deadline
- Summarize board member input
- Develop a written summary and forward to board president

Fee \$250

If the board requests a Board Retreat to review the written summary and to develop goals, no fee will be assessed for the Online Survey.

Fee: Board Retreat fee plus travel expenses

Option III –

The Association will:

- Develop a customized Superintendent Evaluation tool for the board

Fee \$50

- Issue link to superintendent to complete a self-assessment (Note: The superintendent self-evaluation is an optional feature.)
- Download superintendent self-assessment
- Distribute the superintendent self-assessment summary and survey link to each board member via email
- Issue reminders to board members prior to deadline
- Summarize board member input
- Develop a written summary and forward to board president

Fee \$250

If the board requests a Board Retreat to review the written summary and to develop goals, no fee will be assessed for the Online Survey.

Fee: Board Retreat fee plus travel expenses

Thank you for your interest in the NASB Superintendent Evaluation resources and the Online Superintendent Evaluation should the board decide to utilize this service. Please let me know if you have any questions, Marilyn!

Warm regards,

Marcia R. Herring

**NASB Director of Board Leadership****Nebraska Association of School Boards**

1311 Stockwell Street

Lincoln NE 68502

Toll Free 800.422.4572

Direct Line 402.817.0296

Cell/Text 402.450.5152

Legislative Issues Conference

January 27-28

School Board Member Week

January 27 to February 2

Budget & Finance Workshops

February 13 | La Vista

February 20 | North Platte

Presidents Retreat – Kearney / February 17-18


Presidents Retreat – Lincoln / February 24-25


Learn more and register at www.NASBonline.org


4 attachments



image003.png
12K

 **Supt Eval 1.1 Governance Standards Narrative.doc**
170K

 **Supt Eval 1.2 Governance Standards Numerical.doc**
181K

 **Supt Eval 2.1 Leadership Standards Narrative.doc**
178K

RAVENNA SCHOOL BOARD 2018-2019 CALENDAR

September	Parent Teacher Board Meet & Greet	Dawn Planning All Participate
October	Review Envision Civic Group Visits	Marc Ryan
November	Review Community Data Results from 2014	Tara

December	Retreat with Personality Strength	Misti Planning All Participate
January	Organize, Structure, Expectations	All
February	Superintendent Review, Assessment, Tools	Marilyn Tools All Participate

March	Parent Teacher Conf Staff Engagement	All
April	High School Achievement	Brad
May	Elementary Achievement	Paul

June	Mission Statement	All
July	Vision	All
August	Planning for 19-20 School Year	All