

Board of Education Regular Meeting  
Monday, February 10, 2025 7:00 PM  
High School Library  
P.O. Box 8400  
Ravenna, NE 68869-8400

1. Call to Order and Roll Call - Open Meeting Law
2. Excuse Absent Board Members
3. Recitation of School Mission Statement: ***Preparing Students Today to Succeed Tomorrow: Family-Community-School***
4. Recitation of Board Mission Statement: ***Providing collaborative leadership to prepare students today to succeed tomorrow.***
5. Approval of Agenda
6. Financial Report
7. Consent Agenda
  - 7.1. Discuss, consider, and take all necessary action to minutes
  - 7.2. Discuss, consider, and take all necessary action to bills
  - 7.3. Notice of Meeting Publication: The public notice for this meeting was published in the February 5th edition of the Ravenna News
8. Blue Jay Celebration of Success - National Finance Challenge Promo Video
9. Artist of the Month -
10. Request to Address the Board and Correspondence
11. Information and Action Items
  - 11.1. Discuss, consider, and take all necessary action to Board Member Appointments to the Ravenna Public Schools Foundation
  - 11.2. Discuss, consider, and take all action necessary to mid-year school board policy update

11.3. Discuss, consider, and take all action necessary to the purchase of a van in the amount of \$31,000 from the Depreciation Fund

11.4. Discuss, consider, and take all action necessary to a transfer in the amount of \$37,000 from the General Fund to the School Nutrition Fund

12. Discussion Items

12.1. Discuss, consider, and take all action necessary to the 2025-26 Ravenna Public Schools Calendar

12.2. Discuss, consider, and take all action necessary to Ravenna Public School Board Policy 5022

13. Elementary Principal's Report

14. Secondary Principal's Report

15. Superintendent's Report

16. Board Report

17. Positive Comments

18. Adjournment

# Ravenna Public Schools

## **Family-Community-School**

**Preparing Students Today To Succeed Tomorrow**



### **BELIEF STATEMENTS:**

- We believe all students learn at different rates, in different ways, and are capable of success.
- We believe in supporting the academic, behavioral, social, and emotional needs of all students in a safe and positive environment.
- We believe education is a shared responsibility between family, school, and community.

## **The Ravenna Way**

**NEBRASKA DEPARTMENT OF EDUCATION  
2025/26 BUDGET AUTHORITY AND ALLOWABLE RESERVE PERCENTAGE**

**Model of 2025-26  
Certified Budget  
Authority  
January 30, 2025**

B = Budget Based Calculation

SGA = Student Growth Adjustment Calculation

F = Formula Needs Based Calculation

**2.5% Basic Allowable Growth Rate (BAGR)**

COUNTY/ DISTRICT NUMBER	DISTRICT NAME	CLASS	2025/26 BUDGET AUTHORITY	METHOD	RESERVE %
01-0003-000	KENESAW PUBLIC SCHOOLS	1	\$ 4,925,739	B	45
01-0018-000	HASTINGS PUBLIC SCHOOLS	3	\$ 39,276,843	B	25
01-0090-000	ADAMS CENTRAL PUBLIC SCHOOLS	3	\$ 14,070,887	B	35
01-0123-000	SILVER LAKE PUBLIC SCHOOLS	1	\$ 5,142,097	B	45
02-0009-000	NELIGH-OAKDALE SCHOOLS	2	\$ 6,391,393	B	45
02-0018-000	ELGIN PUBLIC SCHOOLS	1	\$ 3,585,163	B	45
02-0115-000	SUMMERLAND PUBLIC SCHOOLS	2	\$ 9,870,754	B	45
03-0500-000	ARTHUR COUNTY SCHOOLS	1	\$ 3,639,864	B	45
04-0001-000	BANNER COUNTY PUBLIC SCHOOLS	1	\$ 4,188,380	B	45
05-0071-000	SANDHILLS PUBLIC SCHOOLS	1	\$ 4,257,060	B	45
06-0001-000	BOONE CENTRAL SCHOOLS	2	\$ 9,739,223	B	35
06-0017-000	ST EDWARD PUBLIC SCHOOLS	1	\$ 3,455,933	B	45
06-0075-000	RIVERSIDE PUBLIC SCHOOLS	2	\$ 6,178,501	B	45
07-0006-000	ALLIANCE PUBLIC SCHOOLS	3	\$ 21,107,154	B	35
07-0010-000	HEMINGFORD PUBLIC SCHOOLS	2	\$ 7,150,412	B	45
08-0051-000	BOYD COUNTY SCHOOLS	2	\$ 7,355,085	B	45
09-0010-000	AINSWORTH COMMUNITY SCHOOLS	2	\$ 9,625,664	B	45
10-0002-000	GIBBON PUBLIC SCHOOLS	2	\$ 9,605,022	B	35
10-0007-000	KEARNEY PUBLIC SCHOOLS	3	\$ 64,776,201	B	25
10-0009-000	ELM CREEK PUBLIC SCHOOLS	2	\$ 5,994,996	F	45
10-0019-000	SHELTON PUBLIC SCHOOLS	1	\$ 6,147,148	B	45
10-0069-000	RAVENNA PUBLIC SCHOOLS	2	\$ 6,464,945	B	45
10-0105-000	PLEASANTON PUBLIC SCHOOLS	1	\$ 5,723,280	F	45
10-0119-000	AMHERST PUBLIC SCHOOLS	1	\$ 7,177,602	B	45
11-0001-000	TEKAMAH-HERMAN COMMUNITY SCHS	2	\$ 9,411,208	B	35

11-0014-000	OAKLAND CRAIG PUBLIC SCHOOLS	2	\$ 7,091,516	B	45
11-0020-000	LYONS-DECATUR NORTHEAST SCHS	2	\$ 5,062,031	B	45
12-0056-000	DAVID CITY PUBLIC SCHOOLS	3	\$ 11,249,001	B	35
12-0502-000	EAST BUTLER PUBLIC SCHOOLS	2	\$ 7,100,778	B	45
13-0001-000	PLATTSMOUTH COMMUNITY SCHOOLS	3	\$ 16,639,594	B	35
13-0022-000	WEeping WATER PUBLIC SCHOOLS	2	\$ 5,469,845	B	45
13-0032-000	LOUISVILLE PUBLIC SCHOOLS	2	\$ 9,138,298	B	35
13-0056-000	CONESTOGA PUBLIC SCHOOLS	2	\$ 10,322,547	B	35
13-0097-000	ELMWOOD-MURDOCK PUBLIC SCHOOLS	2	\$ 7,774,620	B	45
14-0008-000	HARTINGTON NEWCASTLE PUBLIC SCHOOLS	2	\$ 7,426,537	B	45
14-0045-000	RANDOLPH PUBLIC SCHOOLS	2	\$ 6,071,923	B	45
14-0054-000	LAUREL-CONCORD-COLERIDGE SCHOOL	2	\$ 9,250,137	B	45
14-0101-000	WYNOT PUBLIC SCHOOLS	1	\$ 4,011,262	B	45
15-0010-000	CHASE COUNTY SCHOOLS	2	\$ 9,913,152	B	35
15-0536-000	WAUNETA-PALISADE PUBLIC SCHS	1	\$ 5,522,363	B	45
16-0006-000	VALENTINE COMMUNITY SCHOOLS	2	\$ 13,666,832	B	35
16-0030-000	CODY-KILGORE PUBLIC SCHS	1	\$ 4,267,156	B	45
17-0001-000	SIDNEY PUBLIC SCHOOLS	3	\$ 19,553,045	B	35
17-0003-000	LEYTON PUBLIC SCHOOLS	1	\$ 5,309,014	B	45
17-0009-000	POTTER-DIX PUBLIC SCHOOLS	1	\$ 5,051,791	B	45
18-0002-000	SUTTON PUBLIC SCHOOLS	2	\$ 7,173,401	B	45
18-0011-000	HARVARD PUBLIC SCHOOLS	1	\$ 5,083,716	B	45
18-0501-000	SANDY CREEK SCHOOLS	2	\$ 10,016,351	B	45
19-0039-000	LEIGH COMMUNITY SCHOOLS	1	\$ 5,035,220	F	45
19-0058-000	CLARKSON PUBLIC SCHOOLS	1	\$ 4,214,380	B	45
19-0070-000	HOWELLS-DODGE CONSOLIDATED SCHOOLS	2	\$ 5,690,236	B	45
19-0123-000	SCHUYLER COMMUNITY SCHOOLS	3	\$ 25,088,970	B	35
20-0001-000	WEST POINT PUBLIC SCHOOLS	3	\$ 12,583,677	B	35
20-0020-000	BANCROFT-ROSALIE COMM SCHOOLS	1	\$ 4,962,388	F	45
20-0030-000	WISNER-PILGER PUBLIC SCHOOLS	2	\$ 8,053,778	B	45
21-0015-000	ANSELMO-MERNA PUBLIC SCHOOLS	1	\$ 5,287,246	B	45
21-0025-000	BROKEN BOW PUBLIC SCHOOLS	2	\$ 11,656,642	F	35
21-0044-000	ANSLEY PUBLIC SCHOOLS	1	\$ 3,934,411	F	45
21-0084-000	SARGENT PUBLIC SCHOOLS	1	\$ 4,125,736	B	45
21-0089-000	ARNOLD PUBLIC SCHOOLS	1	\$ 4,009,129	B	45
21-0180-000	CALLAWAY PUBLIC SCHOOLS	1	\$ 4,114,770	B	45

22-0011-000	SO SIOUX CITY COMMUNITY SCHS	3	\$ 49,839,765	F	25
22-0031-000	HOMER COMMUNITY SCHOOLS	2	\$ 8,496,140	F	45
23-0002-000	CHADRON PUBLIC SCHOOLS	3	\$ 14,417,854	B	35
23-0071-000	CRAWFORD PUBLIC SCHOOLS	1	\$ 4,368,626	B	45
24-0001-000	LEXINGTON PUBLIC SCHOOLS	3	\$ 50,948,220	B	35
24-0004-000	OVERTON PUBLIC SCHOOLS	1	\$ 5,372,517	B	45
24-0011-000	COZAD COMMUNITY SCHOOLS	3	\$ 15,231,459	B	35
24-0020-000	GOTHENBURG PUBLIC SCHOOLS	2	\$ 15,302,476	B	35
24-0101-000	SUMNER-EDDYVILLE-MILLER SCHS	1	\$ 4,510,472	B	45
25-0025-000	CREEK VALLEY SCHOOLS	2	\$ 6,674,324	B	45
25-0095-000	SOUTH PLATTE PUBLIC SCHOOLS	1	\$ 4,289,382	B	45
26-0001-000	PONCA PUBLIC SCHOOLS	2	\$ 7,692,343	B	45
26-0070-000	ALLEN CONSOLIDATED SCHOOLS	1	\$ 4,666,344	B	45
26-0561-000	EMERSON-HUBBARD PUBLIC SCHOOLS	2	\$ 5,177,385	B	45
27-0001-000	FREMONT PUBLIC SCHOOLS	3	\$ 57,078,124	F	25
27-0062-000	SCRIBNER-SNYDER COMMUNITY SCHS	2	\$ 5,146,271	B	45
27-0594-000	LOGAN VIEW PUBLIC SCHOOLS	2	\$ 9,694,919	B	35
27-0595-000	NORTH BEND CENTRAL PUBLIC SCHS	2	\$ 8,251,937	B	35
28-0001-000	OMAHA PUBLIC SCHOOLS	5	\$ 732,283,331	F	20
28-0010-000	ELKHORN PUBLIC SCHOOLS	3	\$ 123,818,255	F	20
28-0015-000	DOUGLAS CO WEST COMMUNITY SCHS	3	\$ 14,622,765	B	35
28-0017-000	MILLARD PUBLIC SCHOOLS	3	\$ 257,197,285	F	20
28-0054-000	RALSTON PUBLIC SCHOOLS	3	\$ 40,823,820	F	25
28-0059-000	BENNINGTON PUBLIC SCHOOLS	3	\$ 48,055,676	B	25
28-0066-000	WESTSIDE COMMUNITY SCHOOLS	3	\$ 81,800,135	B	25
29-0117-000	DUNDY CO STRATTON PUBLIC SCHS	2	\$ 8,972,988	B	45
30-0001-000	EXETER-MILLIGAN PUBLIC SCHOOLS	1	\$ 5,243,606	B	45
30-0025-000	FILLMORE CENTRAL PUBLIC SCHS	2	\$ 8,087,974	B	35
30-0054-000	SHICKLEY PUBLIC SCHOOLS	1	\$ 3,272,530	B	45
31-0506-000	FRANKLIN PUBLIC SCHOOLS	2	\$ 5,939,668	B	45
32-0046-000	MAYWOOD PUBLIC SCHOOLS	1	\$ 3,988,708	B	45
32-0095-000	EUSTIS-FARNAM PUBLIC SCHOOLS	1	\$ 5,396,467	B	45
32-0125-000	MEDICINE VALLEY PUBLIC SCHOOLS	1	\$ 4,687,172	B	45
33-0018-000	ARAPAHOE PUBLIC SCHOOLS	2	\$ 5,775,114	B	45
33-0021-000	CAMBRIDGE PUBLIC SCHOOLS	1	\$ 5,180,143	B	45
33-0540-000	SOUTHERN VALLEY SCHOOLS	2	\$ 8,128,656	B	45

34-0001-000	SOUTHERN SCHOOL DISTRICT 1	2	\$ 7,185,705	F	45
34-0015-000	BEATRICE PUBLIC SCHOOLS	3	\$ 26,414,512	B	35
34-0034-000	FREEMAN PUBLIC SCHOOLS	2	\$ 7,636,884	B	45
34-0100-000	DILLER-ODELL PUBLIC SCHOOLS	1	\$ 4,911,464	B	45
35-0001-000	GARDEN COUNTY SCHOOLS	2	\$ 5,917,848	B	45
36-0100-000	BURWELL PUBLIC SCHOOLS	2	\$ 6,447,906	B	45
37-0030-000	ELWOOD PUBLIC SCHOOLS	2	\$ 4,215,967	B	45
38-0011-000	HYANNIS AREA SCHOOLS	1	\$ 4,082,371	B	45
39-0060-000	CENTRAL VALLEY PUBLIC SCHOOLS	2	\$ 8,507,631	B	45
40-0002-000	GRAND ISLAND PUBLIC SCHOOLS	3	\$ 130,146,499	F	25
40-0082-000	NORTHWEST PUBLIC SCHOOLS	2	\$ 18,157,593	B	35
40-0083-000	WOOD RIVER RURAL SCHOOLS	2	\$ 8,589,036	B	45
40-0126-000	DONIPHAN-TRUMBULL PUBLIC SCHS	2	\$ 7,280,389	B	45
41-0002-000	GILTNER PUBLIC SCHOOLS	1	\$ 4,354,006	B	45
41-0091-000	HAMPTON PUBLIC SCHOOL	1	\$ 3,760,742	B	45
41-0504-000	AURORA PUBLIC SCHOOLS	3	\$ 17,718,709	B	35
42-0002-000	ALMA PUBLIC SCHOOLS	2	\$ 6,373,966	F	45
43-0079-000	HAYES CENTER PUBLIC SCHOOLS	1	\$ 4,246,439	B	45
44-0070-000	HITCHCOCK CO SCH SYSTEM	2	\$ 5,656,873	B	45
45-0007-000	O'NEILL PUBLIC SCHOOLS	3	\$ 11,897,866	F	35
45-0044-000	STUART PUBLIC SCHOOLS	1	\$ 4,178,780	F	45
45-0137-000	CHAMBERS PUBLIC SCHOOLS	1	\$ 3,483,115	B	45
45-0239-000	WEST HOLT PUBLIC SCHOOLS	2	\$ 6,653,734	B	45
46-0001-000	MULLEN PUBLIC SCHOOLS	1	\$ 4,704,877	B	45
47-0001-000	ST PAUL PUBLIC SCHOOLS	2	\$ 10,907,460	B	35
47-0100-000	CENTURA PUBLIC SCHOOLS	2	\$ 8,705,426	B	45
47-0103-000	ELBA PUBLIC SCHOOLS	1	\$ 3,162,659	B	45
48-0008-000	FAIRBURY PUBLIC SCHOOLS	3	\$ 14,587,375	B	35
48-0300-000	TRI COUNTY PUBLIC SCHOOLS	2	\$ 6,820,892	B	45
48-0303-000	MERIDIAN PUBLIC SCHOOLS	1	\$ 4,616,267	B	45
49-0033-000	STERLING PUBLIC SCHOOLS	1	\$ 4,979,280	B	45
49-0050-000	JOHNSON CO CENTRAL PUBLIC SCHS	2	\$ 9,004,535	B	35
50-0001-000	WILCOX-HILDRETH PUBLIC SCHOOLS	1	\$ 5,622,062	B	45
50-0501-000	AXTELL COMMUNITY SCHOOLS	1	\$ 4,810,235	B	45
50-0503-000	MINDEN PUBLIC SCHOOLS	2	\$ 13,064,320	B	35
51-0001-000	OGALLALA PUBLIC SCHOOLS	3	\$ 14,927,154	B	35

51-0006-000	PAXTON CONSOLIDATED SCHOOLS	1	\$ 4,115,334	B	45
52-0100-000	KEYA PAHA COUNTY SCHOOLS	1	\$ 3,019,573	B	45
53-0001-000	KIMBALL PUBLIC SCHOOLS	2	\$ 8,844,617	B	45
54-0013-000	CREIGHTON COMMUNITY PUBLIC SCHOOLS	2	\$ 6,717,263	B	45
54-0096-000	CROFTON COMMUNITY SCHOOLS	2	\$ 6,542,921	B	45
54-0501-000	NIOBRARA PUBLIC SCHOOLS	1	\$ 4,823,260	F	45
54-0505-000	ISANTI COMMUNITY SCHOOL	1	\$ 3,655,406	F	45
54-0576-000	WAUSA PUBLIC SCHOOLS	1	\$ 4,247,520	F	45
54-0583-000	VERDIGRE PUBLIC SCHOOLS	1	\$ 3,524,543	F	45
54-0586-000	BLOOMFIELD COMMUNITY SCHOOLS	2	\$ 4,995,556	F	45
55-0001-000	LINCOLN PUBLIC SCHOOLS	4	\$ 488,566,705	F	20
55-0145-000	WAVERLY SCHOOL DISTRICT 145	3	\$ 25,950,963	B	35
55-0148-000	MALCOLM PUBLIC SCHOOLS	2	\$ 9,671,234	B	35
55-0160-000	NORRIS SCHOOL DIST 160	3	\$ 31,763,136	B	35
55-0161-000	RAYMOND CENTRAL PUBLIC SCHOOLS	2	\$ 10,476,287	B	35
56-0001-000	NORTH PLATTE PUBLIC SCHOOLS	3	\$ 44,962,228	F	25
56-0006-000	BRADY PUBLIC SCHOOLS	1	\$ 4,348,410	B	45
56-0007-000	MAXWELL PUBLIC SCHOOLS	1	\$ 5,249,722	B	45
56-0037-000	HERSHEY PUBLIC SCHOOLS	2	\$ 9,529,198	B	35
56-0055-000	SUTHERLAND PUBLIC SCHOOLS	2	\$ 6,980,628	B	45
56-0565-000	WALLACE PUBLIC SCH DIST 65 R	1	\$ 4,168,542	B	45
57-0501-000	STAPLETON PUBLIC SCHOOLS	1	\$ 4,251,663	B	45
58-0025-000	LOUP COUNTY PUBLIC SCHOOLS	1	\$ 3,124,492	F	45
59-0001-000	MADISON PUBLIC SCHOOLS	2	\$ 8,815,656	B	35
59-0002-000	NORFOLK PUBLIC SCHOOLS	3	\$ 57,357,567	B	25
59-0005-000	BATTLE CREEK PUBLIC SCHOOLS	2	\$ 8,301,431	F	35
59-0013-000	NEWMAN GROVE PUBLIC SCHOOLS	1	\$ 4,113,440	F	45
59-0080-000	ELKHORN VALLEY SCHOOLS	2	\$ 7,288,348	F	45
60-0090-000	MC PHERSON COUNTY SCHOOLS	1	\$ 3,010,580	F	45
61-0004-000	CENTRAL CITY PUBLIC SCHOOLS	2	\$ 10,936,999	F	35
61-0049-000	PALMER PUBLIC SCHOOLS	1	\$ 5,419,771	F	45
62-0021-000	BAYARD PUBLIC SCHOOLS	2	\$ 6,569,461	B	45
62-0063-000	BRIDGEPORT PUBLIC SCHOOLS	2	\$ 11,085,848	B	35
63-0001-000	FULLERTON PUBLIC SCHOOLS	2	\$ 5,632,819	B	45
63-0030-000	TWIN RIVER PUBLIC SCHOOLS	2	\$ 9,370,268	B	45
64-0023-000	JOHNSON-BROCK PUBLIC SCHOOLS	1	\$ 6,016,945	F	45

64-0029-000	AUBURN PUBLIC SCHOOLS	3	\$ 13,087,940	F	35
65-0005-000	LAWRENCE - NELSON PUBLIC SCHOOLS	2	\$ 5,393,420	B	45
65-0011-000	SUPERIOR PUBLIC SCHOOLS	2	\$ 6,856,157	B	45
66-0027-000	SYRACUSE-DUNBAR-AVOCA SCHOOLS	2	\$ 11,324,460	B	35
66-0111-000	NEBRASKA CITY PUBLIC SCHOOLS	3	\$ 18,167,140	B	35
66-0501-000	PALMYRA DISTRICT O R 1	2	\$ 12,700,283	B	35
67-0001-000	PAWNEE CITY PUBLIC SCHOOLS	2	\$ 5,819,485	B	45
67-0069-000	LEWISTON CONSOLIDATED SCHOOLS	1	\$ 4,352,477	F	45
68-0020-000	PERKINS COUNTY SCHOOLS	2	\$ 9,443,530	B	45
69-0044-000	HOLDREGE PUBLIC SCHOOLS	3	\$ 16,330,884	B	35
69-0054-000	BERTRAND PUBLIC SCHOOLS	1	\$ 4,796,534	B	45
69-0055-000	LOOMIS PUBLIC SCHOOLS	1	\$ 4,745,428	F	45
70-0002-000	PIERCE PUBLIC SCHOOLS	2	\$ 10,050,266	B	35
70-0005-000	PLAINVIEW PUBLIC SCHOOLS	2	\$ 5,965,836	B	45
70-0542-000	OSMOND COMMUNITY SCHOOLS	1	\$ 3,915,907	B	45
71-0001-000	COLUMBUS PUBLIC SCHOOLS	3	\$ 49,798,632	F	25
71-0005-000	LAKEVIEW COMMUNITY SCHOOLS	3	\$ 13,551,902	B	35
71-0067-000	HUMPHREY PUBLIC SCHOOLS	2	\$ 4,312,743	B	45
72-0015-000	CROSS COUNTY COMMUNITY SCHOOLS	2	\$ 7,338,952	B	45
72-0019-000	OSCEOLA PUBLIC SCHOOLS	1	\$ 4,806,683	F	45
72-0032-000	SHELBY - RISING CITY PUBLIC SCHOOLS	2	\$ 7,874,515	B	45
72-0075-000	HIGH PLAINS COMMUNITY SCHOOLS	2	\$ 5,049,444	B	45
73-0017-000	MC COOK PUBLIC SCHOOLS	3	\$ 19,825,971	B	35
73-0179-000	SOUTHWEST PUBLIC SCHOOLS	2	\$ 8,496,487	B	45
74-0056-000	FALLS CITY PUBLIC SCHOOLS	3	\$ 14,424,401	B	35
74-0070-000	HUMBOLDT TABLE ROCK STEINAUER	2	\$ 8,379,815	B	45
75-0100-000	ROCK COUNTY PUBLIC SCHOOLS	1	\$ 5,319,216	B	45
76-0002-000	CRETE PUBLIC SCHOOLS	3	\$ 31,006,485	B	35
76-0044-000	DORCHESTER PUBLIC SCHOOL	1	\$ 4,654,563	B	45
76-0068-000	FRIEND PUBLIC SCHOOLS	1	\$ 4,336,839	B	45
76-0082-000	WILBER-CLATONIA PUBLIC SCHOOLS	2	\$ 9,793,789	B	35
77-0001-000	BELLEVUE PUBLIC SCHOOLS	3	\$ 111,142,171	B	25
77-0027-000	PAPILLION LA VISTA COMMUNITY SCHOOLS	3	\$ 133,412,570	B	20
77-0037-000	GRETNA PUBLIC SCHOOLS	3	\$ 73,074,312	F	25
77-0046-000	SPRINGFIELD PLATTEVIEW COMMUNITY SCHOOLS	3	\$ 17,674,682	B	35
78-0001-000	ASHLAND-GREENWOOD PUBLIC SCHS	3	\$ 15,828,841	F	35

78-0009-000	YUTAN PUBLIC SCHOOLS	2	\$ 7,992,469	B	45
78-0039-000	WAHOO PUBLIC SCHOOLS	3	\$ 13,496,382	B	35
78-0072-000	MEAD PUBLIC SCHOOLS	1	\$ 4,813,851	B	45
78-0107-000	CEDAR BLUFFS PUBLIC SCHOOLS	1	\$ 8,338,259	B	45
79-0002-000	MINATARE PUBLIC SCHOOLS	1	\$ 4,646,170	B	45
79-0011-000	MORRILL PUBLIC SCHOOLS	2	\$ 7,836,125	B	45
79-0016-000	GERING PUBLIC SCHOOLS	3	\$ 21,724,574	B	35
79-0031-000	MITCHELL PUBLIC SCHOOLS	2	\$ 10,457,469	B	35
79-0032-000	SCOTTSBLUFF PUBLIC SCHOOLS	3	\$ 44,989,740	B	25
80-0005-000	MILFORD PUBLIC SCHOOLS	2	\$ 11,630,460	B	35
80-0009-000	SEWARD PUBLIC SCHOOLS	3	\$ 21,758,232	B	35
80-0567-000	CENTENNIAL PUBLIC SCHOOLS	2	\$ 7,456,551	B	45
81-0003-000	HAY SPRINGS PUBLIC SCHOOLS	1	\$ 4,125,204	F	45
81-0010-000	GORDON-RUSHVILLE PUBLIC SCHS	2	\$ 12,659,537	B	35
82-0001-000	LOUP CITY PUBLIC SCHOOLS	2	\$ 6,834,191	B	45
82-0015-000	LITCHFIELD PUBLIC SCHOOLS	1	\$ 3,246,727	F	45
83-0500-000	SIOUX COUNTY PUBLIC SCHOOLS	1	\$ 3,728,852	B	45
84-0003-000	STANTON COMMUNITY SCHOOLS	2	\$ 7,159,650	B	45
85-0060-000	DESHLER PUBLIC SCHOOLS	1	\$ 4,529,598	F	45
85-0070-000	THAYER CENTRAL COMMUNITY SCHS	2	\$ 7,352,178	B	45
85-2001-000	BRUNING-DAVENPORT UNIFIED SYS	1	\$ 4,328,933	B	45
86-0001-000	THEDFORD PUBLIC SCHOOLS	1	\$ 3,275,947	B	45
87-0001-000	PENDER PUBLIC SCHOOLS	2	\$ 6,851,146	F	45
87-0013-000	WALTHILL PUBLIC SCHOOLS	1	\$ 6,078,363	B	45
87-0016-000	UMO N HO N NATION PUBLIC SCHS	1	\$ 7,869,246	B	35
87-0017-000	WINNEBAGO PUBLIC SCHOOLS DISTRICT 17	2	\$ 9,271,991	F	35
88-0005-000	ORD PUBLIC SCHOOLS	2	\$ 9,534,159	B	35
88-0021-000	ARCADIA PUBLIC SCHOOLS	1	\$ 3,994,717	B	45
89-0001-000	BLAIR COMMUNITY SCHOOLS	3	\$ 33,003,671	B	35
89-0003-000	FORT CALHOUN COMMUNITY SCHS	2	\$ 11,596,301	B	35
89-0024-000	ARLINGTON PUBLIC SCHOOLS	2	\$ 10,009,957	F	35
90-0017-000	WAYNE COMMUNITY SCHOOLS	3	\$ 14,280,568	B	35
90-0560-000	WAKEFIELD PUBLIC SCHOOLS	2	\$ 8,972,748	B	35
90-0595-000	WINSIDE PUBLIC SCHOOLS	1	\$ 4,953,435	F	45
91-0002-000	RED CLOUD COMMUNITY SCHOOLS	1	\$ 4,559,315	B	45
91-0074-000	BLUE HILL COMMUNITY SCHOOLS	1	\$ 5,436,372	B	45

92-0045-000	WHEELER CENTRAL SCHOOLS	1	\$ 3,251,858	B	45
93-0012-000	YORK PUBLIC SCHOOLS	3	\$ 19,338,779	B	35
93-0083-000	MC COOL JUNCTION PUBLIC SCHS	1	\$ 5,104,760	B	45
93-0096-000	HEARTLAND COMMUNITY SCHOOLS	2	\$ 6,497,855	B	45

NEBRASKA DEPARTMENT OF EDUCATION  
 DATA COMPONENTS USED IN CALCULATING 2025/26 CERTIFIED BUDGET AUTHORITY

**Model of 2025-26  
 Certified Budget Authority  
 January 30, 2025**

BASIC ALLOWABLE GROWTH RATE = 2.5%

COUNTY/ DISTRICT NUMBER	DISTRICT NAME	2025/26 FORMULA NEEDS	2024/25 GENERAL FUND BUDGET OF EXPENDITURES	2024/25 SPECIAL GRANT FUNDS	2024/25 SPECIAL EDUCATION BUDGET OF EXPENDITURES	2024/25 GENERAL FUND LID EXCLUSIONS	2024/25 ADJUSTED EXPENDITURES	2% OF 2024/25 ADJUSTED EXPENDITURES	TOTAL UNUSED BUDGET AUTHORITY	2025/26 STUDENT GROWTH ADJUSTMENT	2025/26 STUDENT GROWTH CORRECTION
01-0003-000	KENESAW PUBLIC SCHOOLS	4,906,004	6,135,500	469,901	860,000	-	4,805,599	96,112	-	-	-
01-0018-000	HASTINGS PUBLIC SCHOOLS	46,636,461	55,281,451	4,013,340	12,100,000	849,240	38,318,871	766,377	12,042,990	-	-
01-0090-000	ADAMS CENTRAL PUBLIC SCHOOLS	14,557,192	18,635,300	794,588	3,780,000	333,017	13,727,695	274,554	-	175,489	-
01-0123-000	SILVER LAKE PUBLIC SCHOOLS	4,845,320	6,940,740	551,000	1,281,980	91,080	5,016,680	100,334	-	-	-
02-0009-000	NELIGH-OAKDALE SCHOOLS	6,345,799	9,026,344	940,839	1,850,000	-	6,235,505	124,710	1,027,355	-	-
02-0018-000	ELGIN PUBLIC SCHOOLS	4,060,708	5,323,000	701,218	1,070,000	54,062	3,497,720	69,954	74	-	-
02-0115-000	SUMMERLAND PUBLIC SCHOOLS	8,388,026	11,824,798	445,867	1,640,000	108,927	9,630,004	192,600	-	-	-
03-0500-000	ARTHUR COUNTY SCHOOLS	3,327,502	3,974,087	70,000	353,000	-	3,551,087	71,022	1,285,276	-	-
04-0001-000	BANNER COUNTY PUBLIC SCHOOLS	3,722,901	4,692,791	-	549,986	56,581	4,086,224	81,724	342,418	-	-
05-0071-000	SANDHILLS PUBLIC SCHOOLS	3,081,915	4,438,060	-	254,700	30,131	4,153,229	83,065	614	-	-
06-0001-000	BOONE CENTRAL SCHOOLS	9,203,263	11,692,000	275,706	1,820,000	94,613	9,501,681	190,034	-	-	-
06-0017-000	ST EDWARD PUBLIC SCHOOLS	4,002,861	5,114,642	123,000	1,620,000	-	3,371,642	67,433	-	-	-
06-0075-000	RIVERSIDE PUBLIC SCHOOLS	5,100,740	6,798,613	-	770,807	-	6,027,806	120,556	-	-	-
07-0006-000	ALLIANCE PUBLIC SCHOOLS	16,900,032	25,242,345	-	4,650,000	-	20,592,345	411,847	3,761,922	-	-
07-0010-000	HEMINGFORD PUBLIC SCHOOLS	7,245,920	8,721,930	389,315	1,250,000	106,603	6,976,012	139,520	-	-	-
08-0051-000	BOYD COUNTY SCHOOLS	6,291,284	8,562,072	233,379	1,153,000	-	7,175,693	143,514	2,872,645	-	-
09-0010-000	AINSWORTH COMMUNITY SCHOOLS	6,796,248	11,590,039	282,932	1,813,000	103,215	9,390,892	187,818	-	-	-
10-0002-000	GIBBON PUBLIC SCHOOLS	8,618,440	11,341,131	587,033	1,383,345	-	9,370,753	187,415	-	-	-
10-0007-000	KEARNEY PUBLIC SCHOOLS	68,484,090	82,822,585	3,643,199	14,296,487	1,686,605	63,196,294	1,263,926	47,891,063	-	-
10-0009-000	ELM CREEK PUBLIC SCHOOLS	6,195,918	6,886,291	475,475	800,501	-	5,610,315	112,206	-	-	-
10-0019-000	SHELTON PUBLIC SCHOOLS	5,186,529	8,409,547	403,525	1,008,804	1,000,000	5,997,218	119,944	-	-	-
10-0069-000	RAVENNA PUBLIC SCHOOLS	7,399,510	9,095,924	622,733	2,064,360	101,568	6,307,263	126,145	-	-	-
10-0105-000	PLEASANTON PUBLIC SCHOOLS	5,828,139	6,260,998	20,000	670,900	-	5,570,098	111,402	3,637,446	-	-
10-0119-000	AMHERST PUBLIC SCHOOLS	6,106,292	7,703,276	113,737	587,000	-	7,002,539	140,051	-	-	-
11-0001-000	TEKAMAH-HERMAN COMMUNITY SCHS	8,288,464	11,586,584	-	2,404,918	-	9,181,666	183,633	-	-	-
11-0014-000	OAKLAND CRAIG PUBLIC SCHOOLS	7,536,117	8,514,658	164,027	1,328,981	103,098	6,918,552	138,371	-	-	-
11-0020-000	LYONS-DECATUR NORTHEAST SCHS	5,509,509	6,404,467	200,000	1,190,000	75,900	4,938,567	98,771	-	-	-
12-0056-000	DAVID CITY PUBLIC SCHOOLS	11,078,772	15,712,148	631,479	3,909,355	196,679	10,974,635	219,493	-	-	-
12-0502-000	EAST BUTLER PUBLIC SCHOOLS	6,522,262	8,271,916	-	1,240,658	103,670	6,927,588	138,552	651,521	-	-
13-0001-000	PLATTSMOUTH COMMUNITY SCHOOLS	19,503,612	25,816,106	4,383,156	4,845,000	354,200	16,233,750	324,675	19,843,119	-	-
13-0022-000	WEeping WATER PUBLIC SCHOOLS	5,022,864	6,012,428	126,460	457,670	91,864	5,336,434	106,729	3,996,338	-	-
13-0032-000	LOUISVILLE PUBLIC SCHOOLS	9,922,911	11,995,301	675,500	2,250,000	154,388	8,915,413	178,308	-	-	(97,321)
13-0056-000	CONESTOGA PUBLIC SCHOOLS	10,895,518	12,087,000	16,222	2,000,000	-	10,070,778	201,416	1,085,628	-	-
13-0097-000	ELMWOOD-MURDOCK PUBLIC SCHOOLS	7,847,106	9,242,184	197,397	1,351,501	108,291	7,584,995	151,700	139	-	-
14-0008-000	HARTINGTON NEWCASTLE PUBLIC SCHOOLS	7,323,417	9,300,346	292,645	1,675,000	87,299	7,245,402	144,908	7,284,093	-	-
14-0045-000	RANDOLPH PUBLIC SCHOOLS	4,962,882	6,700,727	-	776,900	-	5,923,827	118,477	-	-	-
14-0054-000	LAUREL-CONCORD-COLERIDGE SCHOOL	6,985,139	10,643,000	212,726	1,405,750	-	9,024,524	180,490	903,735	-	-
14-0101-000	WYNOT PUBLIC SCHOOLS	4,009,232	4,444,245	104,420	426,399	-	3,913,426	78,269	3,095,639	-	-
15-0010-000	CHASE COUNTY SCHOOLS	9,383,385	11,243,000	517,632	1,054,000	-	9,671,368	193,427	-	-	-
15-0536-000	WAUNETA-PALISADE PUBLIC SCHS	4,432,434	6,642,000	432,329	822,000	-	5,387,671	107,753	-	-	-
16-0006-000	VALENTINE COMMUNITY SCHOOLS	9,146,580	14,967,738	516,443	1,117,800	-	13,333,495	266,670	-	-	-
16-0030-000	CODY-KILGORE PUBLIC SCHS	3,725,503	4,531,694	-	368,615	-	4,163,079	83,262	713,504	-	(12,091)
17-0001-000	SIDNEY PUBLIC SCHOOLS	14,753,117	21,680,907	665,166	1,939,600	-	19,076,141	381,523	153,946	-	-
17-0003-000	LEYTON PUBLIC SCHOOLS	3,962,955	6,028,893	270,000	529,000	50,367	5,179,526	103,591	-	-	-
17-0009-000	POTTER-DIX PUBLIC SCHOOLS	4,051,529	5,750,483	183,362	607,000	31,544	4,928,577	98,572	-	-	-
18-0002-000	SUTTON PUBLIC SCHOOLS	7,192,484	7,956,640	-	958,200	-	6,998,440	139,969	-	-	-
18-0011-000	HARVARD PUBLIC SCHOOLS	4,758,782	6,867,659	300,000	1,548,000	59,936	4,959,723	99,194	159,635	-	-

18-0501-000	SANDY CREEK SCHOOLS	8,206,121	12,062,767	-	2,290,717	-	9,772,050	195,441	-	-	-
19-0039-000	LEIGH COMMUNITY SCHOOLS	4,982,814	5,100,000	60,000	435,000	60,775	4,544,225	90,885	408,996	-	-
19-0058-000	CLARKSON PUBLIC SCHOOLS	4,431,165	5,078,671	218,000	695,000	54,081	4,111,590	82,232	87	-	-
19-0070-000	HOWELLS-DODGE CONSOLIDATED SCHOOLS	5,360,990	6,994,950	453,500	990,000	-	5,551,450	111,029	375,102	-	-
19-0123-000	SCHUYLER COMMUNITY SCHOOLS	23,012,309	27,878,750	568,350	2,410,000	423,356	24,477,044	489,541	12,625,501	-	-
20-0001-000	WEST POINT PUBLIC SCHOOLS	11,408,760	15,236,758	1,350,000	1,610,000	-	12,276,758	245,535	1	-	-
20-0020-000	BANCROFT-ROSALIE COMM SCHOOLS	5,196,148	5,550,000	-	735,000	-	4,815,000	96,300	7,843,070	-	-
20-0030-000	WISNER-PILGER PUBLIC SCHOOLS	7,820,532	10,594,805	478,500	2,258,961	-	7,857,344	157,147	-	-	-
21-0015-000	ANSELMO-MERNA PUBLIC SCHOOLS	4,716,324	5,839,881	31,592	650,000	-	5,158,289	103,166	301,926	-	-
21-0025-000	BROKEN BOW PUBLIC SCHOOLS	12,392,561	13,117,100	781,096	1,927,000	-	10,409,004	208,180	4,666,157	-	-
21-0044-000	ANSLEY PUBLIC SCHOOLS	4,236,713	4,716,024	233,000	708,267	-	3,774,757	75,495	-	-	-
21-0084-000	SARGENT PUBLIC SCHOOLS	3,762,804	4,468,000	117,892	325,000	-	4,025,108	80,502	29,143	-	-
21-0089-000	ARNOLD PUBLIC SCHOOLS	4,077,360	4,823,345	430,000	482,000	-	3,911,345	78,227	298,310	-	-
21-0180-000	CALLAWAY PUBLIC SCHOOLS	4,015,381	5,060,890	161,500	884,980	-	4,014,410	80,288	653,124	-	-
22-0011-000	SO SIOUX CITY COMMUNITY SCHS	55,237,400	61,263,358	2,612,879	10,655,000	910,800	47,084,679	941,694	55,716,165	-	-
22-0031-000	HOMER COMMUNITY SCHOOLS	8,189,673	7,973,666	-	500,000	122,366	7,351,300	147,026	1,394,158	-	-
23-0002-000	CHADRON PUBLIC SCHOOLS	13,616,450	18,397,302	2,038,169	2,084,715	208,219	14,066,199	281,324	-	-	-
23-0071-000	CRAWFORD PUBLIC SCHOOLS	3,865,801	5,428,000	904,926	261,000	-	4,262,074	85,241	-	-	-
24-0001-000	LEXINGTON PUBLIC SCHOOLS	44,833,489	59,797,686	3,910,076	5,498,321	683,709	49,705,580	994,112	44,843	-	-
24-0004-000	OVERTON PUBLIC SCHOOLS	5,070,676	6,210,142	278,000	620,000	70,662	5,241,480	104,830	-	-	-
24-0011-000	COZAD COMMUNITY SCHOOLS	13,967,556	17,168,000	25,761	2,100,000	182,279	14,859,960	297,199	265,477	-	(6,208)
24-0020-000	GOTHENBURG PUBLIC SCHOOLS	11,843,776	17,561,933	-	2,425,000	207,688	14,929,245	298,585	851,457	-	-
24-0101-000	SUMNER-EDDYVILLE-MILLER SCHS	4,571,905	5,978,633	463,399	1,016,000	98,774	4,400,460	88,009	15,781	-	-
25-0025-000	CREEK VALLEY SCHOOLS	4,205,831	7,438,073	193,944	732,593	-	6,511,536	130,231	297,161	-	-
25-0095-000	SOUTH PLATTE PUBLIC SCHOOLS	4,404,654	5,589,258	800,811	603,684	-	4,184,763	83,695	-	-	-
26-0001-000	PONCA PUBLIC SCHOOLS	7,545,762	8,828,530	207,543	1,011,726	104,536	7,504,725	150,095	-	-	-
26-0070-000	ALLEN CONSOLIDATED SCHOOLS	3,707,190	5,204,531	-	652,000	-	4,552,531	91,051	5,267	-	-
26-0561-000	EMERSON-HUBBARD PUBLIC SCHOOLS	4,583,249	5,934,767	88,221	770,091	25,348	5,051,107	101,022	1,987	-	-
27-0001-000	FREMONT PUBLIC SCHOOLS	67,705,039	72,486,313	-	16,973,092	1,332,418	54,180,803	1,083,616	70,167,144	-	-
27-0062-000	SCRIBNER-SNYDER COMMUNITY SCHS	3,800,893	6,423,258	328,600	1,005,596	68,310	5,020,752	100,415	-	-	-
27-0594-000	LOGAN VIEW PUBLIC SCHOOLS	9,009,645	13,391,688	1,204,336	2,562,000	166,894	9,458,458	189,169	792,145	-	-
27-0595-000	NORTH BEND CENTRAL PUBLIC SCHS	8,550,070	10,830,992	1,203,627	1,419,195	157,500	8,050,670	161,013	-	-	-
28-0001-000	OMAHA PUBLIC SCHOOLS	779,577,648	962,000,000	120,790,891	122,197,153	11,361,879	707,650,077	14,153,002	473,888,742	-	-
28-0010-000	ELKHORN PUBLIC SCHOOLS	135,740,458	148,047,799	3,357,429	24,874,389	2,165,000	117,650,981	2,353,020	15,974,622	1,974,062	(1,510,949)
28-0015-000	DOUGLAS CO WEST COMMUNITY SCHS	14,498,470	17,795,226	500,545	3,028,569	-	14,266,112	285,322	-	-	-
28-0017-000	MILLARD PUBLIC SCHOOLS	269,548,084	285,201,911	12,865,014	38,346,934	4,739,505	229,250,458	4,585,009	125,511,453	1,850,126	(1,397,665)
28-0054-000	RALSTON PUBLIC SCHOOLS	45,102,223	50,102,329	2,127,074	8,574,269	933,224	38,467,762	769,355	37,679,720	-	-
28-0059-000	BENNINGTON PUBLIC SCHOOLS	49,262,001	54,871,784	-	7,247,855	740,343	46,883,586	937,672	532,496	543,037	(538,402)
28-0066-000	WESTSIDE COMMUNITY SCHOOLS	79,984,629	101,995,123	3,029,051	17,818,770	1,342,292	79,805,010	1,596,100	6,708,487	-	-
29-0117-000	DUNDY CO STRATTON PUBLIC SCHS	5,455,672	11,879,777	2,290,000	835,642	-	8,754,135	175,083	1,233,288	-	-
30-0001-000	EXETER-MILLIGAN PUBLIC SCHOOLS	4,283,682	7,098,403	200,000	1,700,040	82,650	5,115,713	102,314	2,198	-	-
30-0025-000	FILLMORE CENTRAL PUBLIC SCHS	9,755,517	13,507,744	1,386,958	4,106,118	123,962	7,890,706	157,814	2,958,691	-	-
30-0054-000	SHICKLEY PUBLIC SCHOOLS	3,441,891	5,500,000	1,487,288	820,000	-	3,192,712	63,854	-	-	-
31-0506-000	FRANKLIN PUBLIC SCHOOLS	5,272,407	7,471,208	207,000	1,400,000	69,410	5,794,798	115,896	-	-	-
32-0046-000	MAYWOOD PUBLIC SCHOOLS	4,222,866	4,705,791	36,500	722,425	55,444	3,891,422	77,828	6,506	-	-
32-0095-000	EUSTIS-FARNAM PUBLIC SCHOOLS	3,990,894	6,143,706	105,850	730,000	43,010	5,264,846	105,297	5,247	-	-
32-0125-000	MEDICINE VALLEY PUBLIC SCHOOLS	4,393,833	5,643,000	247,835	770,000	52,314	4,572,851	91,457	624,626	-	-
33-0018-000	ARAPAHOE PUBLIC SCHOOLS	5,726,484	6,483,411	-	780,000	69,153	5,634,258	112,685	404,555	-	-
33-0021-000	CAMBRIDGE PUBLIC SCHOOLS	4,985,468	6,092,500	135,000	800,000	103,702	5,053,798	101,076	680,282	-	-
33-0540-000	SOUTHERN VALLEY SCHOOLS	7,530,879	9,327,396	-	1,397,000	-	7,930,396	158,608	394,383	-	-
34-0001-000	SOUTHERN SCHOOL DISTRICT 1	7,697,232	7,711,422	-	1,250,000	-	6,461,422	129,228	-	-	-
34-0015-000	BEATRICE PUBLIC SCHOOLS	26,878,842	32,770,256	-	7,000,000	-	25,770,256	515,405	7,893,349	-	-
34-0034-000	FREEMAN PUBLIC SCHOOLS	7,699,294	8,278,716	-	828,097	-	7,450,619	149,012	1,292,129	22,182	(101,157)
34-0100-000	DILLER-ODELL PUBLIC SCHOOLS	4,974,970	5,749,580	250,319	637,500	70,089	4,791,672	95,833	-	-	-
35-0001-000	GARDEN COUNTY SCHOOLS	4,978,478	6,800,010	-	1,026,500	-	5,773,510	115,470	528,743	-	-
36-0100-000	BURWELL PUBLIC SCHOOLS	4,865,107	7,185,640	20,000	875,000	-	6,290,640	125,813	-	-	-
37-0030-000	ELWOOD PUBLIC SCHOOLS	4,228,220	4,863,139	52,995	625,000	72,005	4,113,139	82,263	-	-	-
38-0011-000	HYANNIS AREA SCHOOLS	3,875,670	4,899,991	317,190	600,000	-	3,982,801	79,656	360,529	-	-
39-0060-000	CENTRAL VALLEY PUBLIC SCHOOLS	6,305,186	10,206,371	272,071	1,500,000	134,172	8,300,128	166,003	587,256	-	-

40-0002-000	GRAND ISLAND PUBLIC SCHOOLS	141,489,317	168,064,369	15,027,977	24,870,000	2,530,000	125,636,392	2,512,728	29,616,485	-	-
40-0082-000	NORTHWEST PUBLIC SCHOOLS	18,239,273	19,946,525	-	2,231,800	-	17,714,725	354,295	13,613,587	-	-
40-0083-000	WOOD RIVER RURAL SCHOOLS	8,237,539	11,301,547	897,000	2,025,000	-	8,379,547	167,591	-	-	-
40-0126-000	DONIPHAN-TRUMBULL PUBLIC SCHS	7,781,863	9,475,891	447,656	1,805,149	120,267	7,102,819	142,056	5,178,314	-	-
41-0002-000	GILTNER PUBLIC SCHOOLS	4,745,050	5,593,807	411,996	934,000	-	4,247,811	84,956	1,079,552	-	-
41-0091-000	HAMPTON PUBLIC SCHOOL	3,905,283	4,219,017	-	550,000	-	3,669,017	73,380	-	-	-
41-0504-000	AURORA PUBLIC SCHOOLS	16,108,515	23,790,154	2,332,615	3,800,000	370,994	17,286,545	345,731	1,376,208	-	-
42-0002-000	ALMA PUBLIC SCHOOLS	6,928,714	7,874,389	367,642	1,217,190	97,576	6,191,981	123,840	4,786	-	-
43-0079-000	HAYES CENTER PUBLIC SCHOOLS	3,779,303	4,452,867	-	310,000	-	4,142,867	82,857	-	-	-
44-0070-000	HITCHCOCK CO SCH SYSTEM	5,464,354	6,593,751	189,851	885,000	-	5,518,900	110,378	-	-	-
45-0007-000	O'NEILL PUBLIC SCHOOLS	12,761,930	14,899,866	1,363,030	2,088,056	187,628	11,261,152	225,223	242,162	-	-
45-0044-000	STUART PUBLIC SCHOOLS	4,146,878	4,436,105	73,708	373,450	55,474	3,933,473	78,669	377,318	-	-
45-0137-000	CHAMBERS PUBLIC SCHOOLS	3,340,328	3,668,891	20,000	250,730	-	3,398,161	67,963	491,721	-	-
45-0239-000	WEST HOLT PUBLIC SCHOOLS	7,714,929	9,220,338	299,500	2,270,000	159,390	6,491,448	129,829	-	-	-
46-0001-000	MULLEN PUBLIC SCHOOLS	4,036,784	5,100,815	-	510,691	-	4,590,124	91,802	1	-	-
47-0001-000	ST PAUL PUBLIC SCHOOLS	9,758,562	11,829,577	-	1,188,153	-	10,641,424	212,828	1,198,070	-	-
47-0100-000	CENTURA PUBLIC SCHOOLS	7,775,107	10,003,717	388,057	1,013,062	109,499	8,493,099	169,862	-	-	-
47-0103-000	ELBA PUBLIC SCHOOLS	3,251,340	4,191,986	331,465	775,000	-	3,085,521	61,710	305,506	-	-
48-0008-000	FAIRBURY PUBLIC SCHOOLS	13,820,033	17,974,124	23,887	3,718,652	-	14,231,585	284,632	-	-	-
48-0300-000	TRI COUNTY PUBLIC SCHOOLS	7,440,376	8,742,999	319,541	1,630,000	138,929	6,654,529	133,091	-	-	-
48-0303-000	MERIDIAN PUBLIC SCHOOLS	4,374,332	6,011,328	362,222	1,145,431	-	4,503,675	90,074	2,299	-	-
49-0033-000	STERLING PUBLIC SCHOOLS	4,227,427	5,855,074	142,472	854,768	-	4,857,834	97,157	-	-	-
49-0050-000	JOHNSON CO CENTRAL PUBLIC SCHS	8,539,875	10,662,833	320,729	1,404,600	152,592	8,784,912	175,698	1,004,868	-	-
50-0001-000	WILCOX-HILDRETH PUBLIC SCHOOLS	5,020,972	7,024,939	765,000	775,000	-	5,484,939	109,699	1,360	-	-
50-0501-000	AXTELL COMMUNITY SCHOOLS	5,538,773	6,766,919	781,640	1,292,367	-	4,692,912	93,858	-	-	-
50-0503-000	MINDEN PUBLIC SCHOOLS	11,900,566	15,529,450	391,202	2,201,653	190,917	12,745,678	254,914	160,887	-	-
51-0001-000	OGALLALA PUBLIC SCHOOLS	11,636,763	16,501,537	-	1,938,460	-	14,563,077	291,262	-	-	-
51-0006-000	PAXTON CONSOLIDATED SCHOOLS	4,157,910	4,882,527	174,867	692,700	-	4,014,960	80,299	-	-	-
52-0100-000	KEYA PAHA COUNTY SCHOOLS	2,974,372	3,925,000	373,715	575,000	30,360	2,945,925	58,919	1,413,024	-	-
53-0001-000	KIMBALL PUBLIC SCHOOLS	7,110,326	9,935,895	287,000	1,020,000	-	8,628,895	172,578	572,200	-	-
54-0013-000	CREIGHTON COMMUNITY PUBLIC SCHOOLS	5,826,881	8,272,694	364,711	1,270,000	84,556	6,553,427	131,069	735,687	-	-
54-0096-000	CROFTON COMMUNITY SCHOOLS	6,789,203	8,450,838	702,500	1,365,000	-	6,383,338	127,667	180,800	-	-
54-0501-000	NIOBRARA PUBLIC SCHOOLS	4,850,691	5,799,944	685,000	500,000	73,431	4,541,513	90,830	-	-	-
54-0505-000	ISANTI COMMUNITY SCHOOL	5,107,528	11,826,630	6,602,500	1,915,000	6,032,740	(2,723,610)	(54,472)	13,559,379	-	-
54-0576-000	WAUSA PUBLIC SCHOOLS	4,502,701	5,049,209	265,100	688,245	56,961	4,038,903	80,778	1,206,081	-	-
54-0583-000	VERDIGRE PUBLIC SCHOOLS	3,753,903	4,153,031	263,000	590,000	46,771	3,253,260	65,065	-	-	-
54-0586-000	BLOOMFIELD COMMUNITY SCHOOLS	5,216,983	5,767,877	322,995	725,000	-	4,719,882	94,398	627,199	-	-
55-0001-000	LINCOLN PUBLIC SCHOOLS	544,469,517	689,189,965	150,000,000	107,658,306	8,477,226	423,054,433	8,461,089	445,767,899	82,598	-
55-0145-000	WAVERLY SCHOOL DISTRICT 145	25,684,168	30,876,236	1,153,223	4,405,000	-	25,318,013	506,360	1,133,561	-	-
55-0148-000	MALCOLM PUBLIC SCHOOLS	9,471,829	11,229,884	467,500	1,147,760	179,274	9,435,350	188,707	2,498	-	-
55-0160-000	NORRIS SCHOOL DIST 160	26,715,499	34,407,471	-	3,419,046	-	30,988,425	619,769	2,005,809	-	-
55-0161-000	RAYMOND CENTRAL PUBLIC SCHOOLS	11,552,816	13,145,088	474,320	2,450,000	-	10,220,768	204,415	-	-	-
56-0001-000	NORTH PLATTE PUBLIC SCHOOLS	47,476,113	52,828,208	5,720,132	7,084,387	805,826	39,217,863	784,357	56,040,336	-	-
56-0006-000	BRADY PUBLIC SCHOOLS	4,150,562	6,037,351	500,000	1,295,000	-	4,242,351	84,847	1,695,078	-	-
56-0007-000	MAXWELL PUBLIC SCHOOLS	5,173,906	6,387,593	385,100	785,077	95,736	5,121,680	102,434	-	-	-
56-0037-000	HERSHEY PUBLIC SCHOOLS	7,959,034	10,588,482	289,947	827,943	173,813	9,296,779	185,936	-	-	-
56-0055-000	SUTHERLAND PUBLIC SCHOOLS	5,083,219	8,000,000	134,631	1,055,000	-	6,810,369	136,207	-	-	(119,407)
56-0565-000	WALLACE PUBLIC SCH DIST 65 R	3,951,081	5,863,893	1,112,023	685,000	-	4,066,870	81,337	184,858	-	-
57-0501-000	STAPLETON PUBLIC SCHOOLS	3,827,560	4,890,751	176,331	566,456	-	4,147,964	82,959	499,259	-	-
58-0025-000	LOUP COUNTY PUBLIC SCHOOLS	3,147,947	3,198,000	31,452	330,000	-	2,836,548	56,731	467,370	-	-
59-0001-000	MADISON PUBLIC SCHOOLS	8,993,277	12,294,815	1,163,508	2,400,000	130,667	8,600,640	172,013	396,310	-	-
59-0002-000	NORFOLK PUBLIC SCHOOLS	56,243,039	70,195,262	3,710,999	9,578,534	947,127	55,958,602	1,119,172	-	-	-
59-0005-000	BATTLE CREEK PUBLIC SCHOOLS	8,466,460	9,098,662	442,922	987,000	109,871	7,558,869	151,177	-	115,521	-
59-0013-000	NEWMAN GROVE PUBLIC SCHOOLS	4,247,984	5,254,000	862,610	545,700	-	3,845,690	76,914	-	-	-
59-0080-000	ELKHORN VALLEY SCHOOLS	7,615,592	8,204,048	230,000	1,062,247	-	6,911,801	138,236	-	-	-
60-0090-000	MC PHERSON COUNTY SCHOOLS	2,941,891	3,433,465	392,630	220,000	-	2,820,835	56,417	2,031,133	-	-
61-0004-000	CENTRAL CITY PUBLIC SCHOOLS	12,109,204	13,350,000	768,787	2,325,000	182,969	10,073,244	201,465	396,139	-	-
61-0049-000	PALMER PUBLIC SCHOOLS	5,609,062	5,805,427	170,000	731,900	135,668	4,767,859	95,357	3,486,542	-	-
62-0021-000	BAYARD PUBLIC SCHOOLS	6,145,923	7,478,173	233,943	835,000	-	6,409,230	128,185	-	-	-

62-0063-000	BRIDGEPORT PUBLIC SCHOOLS	8,629,365	12,715,461	-	1,900,000	-	10,815,461	216,309	180	-	-
63-0001-000	FULLERTON PUBLIC SCHOOLS	5,715,254	6,892,430	221,000	1,100,780	75,217	5,495,433	109,909	1,209,657	-	-
63-0030-000	TWIN RIVER PUBLIC SCHOOLS	7,453,691	13,519,792	850,500	3,436,273	91,294	9,141,725	182,835	-	-	-
64-0023-000	JOHNSON-BROCK PUBLIC SCHOOLS	5,805,870	5,748,526	-	360,500	-	5,388,026	107,761	2,611,119	-	-
64-0029-000	AUBURN PUBLIC SCHOOLS	13,889,883	14,606,106	961,621	2,137,494	-	11,506,991	230,140	4,053,677	99,301	(105,306)
65-0005-000	LAWRENCE - NELSON PUBLIC SCHOOLS	4,418,680	6,515,325	-	1,253,452	-	5,261,873	105,237	-	-	-
65-0011-000	SUPERIOR PUBLIC SCHOOLS	7,926,660	9,538,676	688,000	2,046,150	115,592	6,688,934	133,779	-	-	-
66-0027-000	SYRACUSE-DUNBAR-AVOCA SCHOOLS	11,930,010	14,012,327	454,073	2,510,000	-	11,048,254	220,965	224,679	-	-
66-0111-000	NEBRASKA CITY PUBLIC SCHOOLS	19,331,979	22,480,211	789,251	3,490,475	476,446	17,724,039	354,481	4,244,749	-	-
66-0501-000	PALMYRA DISTRICT O R 1	12,446,772	14,151,620	71,100	1,690,000	-	12,390,520	247,810	98,200	6,930	155,722
67-0001-000	PAWNEE CITY PUBLIC SCHOOLS	5,707,438	6,284,430	-	606,884	-	5,677,546	113,551	-	-	-
67-0069-000	LEWISTON CONSOLIDATED SCHOOLS	4,209,029	4,235,228	109,000	270,688	-	3,855,540	77,111	302,821	-	-
68-0020-000	PERKINS COUNTY SCHOOLS	7,177,979	10,113,200	-	900,000	-	9,213,200	184,264	1,090,428	-	-
69-0044-000	HOLDREGE PUBLIC SCHOOLS	14,963,418	19,538,858	673,500	2,675,000	257,788	15,932,570	318,651	-	-	-
69-0054-000	BERTRAND PUBLIC SCHOOLS	4,943,336	6,425,000	912,455	833,000	-	4,679,545	93,591	-	-	-
69-0055-000	LOOMIS PUBLIC SCHOOLS	4,873,116	5,402,092	178,000	600,000	60,812	4,563,280	91,266	18,136	-	-
70-0002-000	PIERCE PUBLIC SCHOOLS	10,253,922	11,647,283	-	1,842,145	-	9,805,138	196,103	2,990,122	-	-
70-0005-000	PLAINVIEW PUBLIC SCHOOLS	6,146,542	7,362,369	466,662	1,075,379	-	5,820,328	116,407	5,952,987	-	-
70-0542-000	OSMOND COMMUNITY SCHOOLS	4,381,635	5,006,597	161,200	1,025,000	-	3,820,397	76,408	422,119	-	-
71-0001-000	COLUMBUS PUBLIC SCHOOLS	54,568,671	55,854,161	-	9,977,469	1,323,381	44,553,311	891,066	30,088,520	-	-
71-0005-000	LAKEVIEW COMMUNITY SCHOOLS	14,624,460	17,543,484	937,856	3,218,339	165,921	13,221,368	264,427	-	-	-
71-0067-000	HUMPHREY PUBLIC SCHOOLS	5,707,350	7,131,167	738,732	2,102,000	82,881	4,207,554	84,151	-	-	-
72-0015-000	CROSS COUNTY COMMUNITY SCHOOLS	6,142,970	8,406,361	192,375	958,566	95,467	7,159,953	143,199	-	-	-
72-0019-000	OSCEOLA PUBLIC SCHOOLS	4,900,848	5,461,282	586,044	570,000	-	4,305,238	86,105	-	-	-
72-0032-000	SHELBY - RISING CITY PUBLIC SCHOOLS	7,285,795	9,705,716	423,950	1,502,894	96,418	7,682,454	153,649	-	-	-
72-0075-000	HIGH PLAINS COMMUNITY SCHOOLS	4,430,368	6,830,500	784,213	1,120,000	-	4,926,287	98,526	-	-	-
73-0017-000	MC COOK PUBLIC SCHOOLS	19,167,968	23,442,411	900,000	3,200,000	-	19,342,411	386,848	-	-	-
73-0179-000	SOUTHWEST PUBLIC SCHOOLS	5,614,327	9,190,256	-	901,000	-	8,289,256	165,785	810,132	-	-
74-0056-000	FALLS CITY PUBLIC SCHOOLS	13,187,295	16,198,062	-	2,125,476	-	14,072,586	281,452	32,507	-	-
74-0070-000	HUMBOLDT TABLE ROCK STEINAUER	5,924,782	9,910,429	-	1,735,000	-	8,175,429	163,509	982,464	-	-
75-0100-000	ROCK COUNTY PUBLIC SCHOOLS	4,306,044	5,885,749	-	696,270	-	5,189,479	103,790	-	-	-
76-0002-000	CRETE PUBLIC SCHOOLS	29,987,231	34,609,380	-	3,895,000	464,151	30,250,229	605,005	5,212,336	693,667	-
76-0044-000	DORCHESTER PUBLIC SCHOOL	4,592,566	5,446,214	196,750	708,427	-	4,541,037	90,821	57,441	-	-
76-0068-000	FRIEND PUBLIC SCHOOLS	4,234,707	5,540,000	404,100	845,000	59,838	4,231,062	84,621	62	-	-
76-0082-000	WILBER-CLATONIA PUBLIC SCHOOLS	9,286,941	11,551,297	291,976	1,704,405	-	9,554,916	191,098	173,844	-	-
77-0001-000	BELLEVUE PUBLIC SCHOOLS	117,369,401	133,525,029	2,198,571	22,895,072	-	108,431,386	2,168,628	-	-	-
77-0027-000	PAPILLION LA VISTA COMMUNITY SCHOOLS	143,221,285	165,550,716	7,781,480	24,986,812	2,623,819	130,158,605	2,603,172	-	-	-
77-0037-000	GRETNA PUBLIC SCHOOLS	84,099,307	94,698,247	4,202,418	18,960,903	2,466,640	69,068,286	1,381,366	14,230,951	1,685,991	166,772
77-0046-000	SPRINGFIELD PLATTEVIEW COMMUNITY SCHOOLS	16,265,280	22,324,086	1,431,550	3,367,818	281,126	17,243,592	344,872	1,030,480	-	-
78-0001-000	ASHLAND-GREENWOOD PUBLIC SCHS	16,710,083	15,380,000	-	2,490,000	-	12,890,000	257,800	2,523,665	90,742	(41,498)
78-0009-000	YUTAN PUBLIC SCHOOLS	7,822,711	9,663,383	-	1,764,630	101,222	7,797,531	155,951	1,343,970	-	-
78-0039-000	WAHOO PUBLIC SCHOOLS	15,718,568	18,137,637	1,020,000	3,950,435	-	13,167,202	263,344	113,086	-	-
78-0072-000	MEAD PUBLIC SCHOOLS	4,944,775	5,791,701	275,500	750,000	69,761	4,696,440	93,929	-	-	-
78-0107-000	CEDAR BLUFFS PUBLIC SCHOOLS	8,257,198	9,615,000	225,481	1,150,000	104,632	8,134,887	162,698	-	81,528	(139,998)
79-0002-000	MINATARE PUBLIC SCHOOLS	3,741,082	5,553,349	400,500	620,000	-	4,532,849	90,657	470,441	-	-
79-0011-000	MORRILL PUBLIC SCHOOLS	6,560,523	8,725,000	170,000	910,000	-	7,645,000	152,900	2,110,111	-	-
79-0016-000	GERING PUBLIC SCHOOLS	22,690,623	27,187,645	722,206	4,884,000	386,733	21,194,706	423,894	12,935,933	-	(100,312)
79-0031-000	MITCHELL PUBLIC SCHOOLS	9,494,149	11,555,969	390,000	963,560	-	10,202,409	204,048	1,630	-	-
79-0032-000	SCOTTSBLUFF PUBLIC SCHOOLS	45,952,402	59,812,029	7,615,828	7,455,000	848,772	43,892,429	877,849	-	164,448	(176,552)
80-0005-000	MILFORD PUBLIC SCHOOLS	12,240,016	14,100,312	441,000	2,145,387	167,135	11,346,790	226,936	-	-	-
80-0009-000	SEWARD PUBLIC SCHOOLS	18,285,100	25,527,543	-	4,300,000	-	21,227,543	424,551	454,198	-	(370,889)
80-0567-000	CENTENNIAL PUBLIC SCHOOLS	8,464,062	10,746,000	1,616,316	1,855,000	-	7,274,684	145,494	-	-	-
81-0003-000	HAY SPRINGS PUBLIC SCHOOLS	4,078,372	4,292,161	-	352,200	-	3,939,961	78,799	1,809,039	-	-
81-0010-000	GORDON-RUSHVILLE PUBLIC SCHS	9,698,319	15,393,268	325,500	2,717,000	-	12,350,768	247,015	4,491,755	-	-
82-0001-000	LOUP CITY PUBLIC SCHOOLS	5,610,668	7,842,491	-	1,090,000	84,988	6,667,503	133,350	-	-	-
82-0015-000	LITCHFIELD PUBLIC SCHOOLS	3,417,479	3,738,934	170,000	500,000	-	3,068,934	61,379	-	-	-
83-0500-000	SIoux COUNTY PUBLIC SCHOOLS	3,168,599	4,043,475	52,884	352,687	-	3,637,904	72,758	242,235	-	-
84-0003-000	STANTON COMMUNITY SCHOOLS	7,186,619	8,468,570	177,051	1,306,495	-	6,985,024	139,700	457,720	-	-
85-0060-000	DESHLER PUBLIC SCHOOLS	5,235,998	6,005,118	544,015	1,200,000	-	4,261,103	85,222	-	-	-

85-0070-000	THAYER CENTRAL COMMUNITY SCHS	7,486,502	8,608,809	440,952	995,000	-	7,172,857	143,457	107	-	-
85-2001-000	BRUNING-DAVENPORT UNIFIED SYS	4,146,888	5,962,296	1,054,000	562,905	122,042	4,223,349	84,467	-	-	-
86-0001-000	THEDFORD PUBLIC SCHOOLS	3,209,801	3,574,558	101,572	276,940	-	3,196,046	63,921	1,383,393	-	-
87-0001-000	PENDER PUBLIC SCHOOLS	7,601,544	8,443,091	442,600	1,473,710	95,946	6,430,835	128,617	-	-	-
87-0013-000	WALTHILL PUBLIC SCHOOLS	6,307,122	11,306,042	1,606,104	1,499,000	2,270,828	5,930,110	118,602	-	-	-
87-0016-000	UMO N HO N NATION PUBLIC SCHS	9,131,947	25,210,000	4,598,231	2,354,000	10,580,456	7,677,313	153,546	3,212	-	-
87-0017-000	WINNEBAGO PUBLIC SCHOOLS DISTRICT 17	11,987,510	19,409,361	1,918,218	3,818,800	5,600,000	8,072,343	161,447	200	34,169	-
88-0005-000	ORD PUBLIC SCHOOLS	8,210,359	11,891,619	476,000	2,114,000	-	9,301,619	186,032	538,729	-	-
88-0021-000	ARCADIA PUBLIC SCHOOLS	3,579,954	4,452,572	85,887	469,400	-	3,897,285	77,946	3,460	-	-
89-0001-000	BLAIR COMMUNITY SCHOOLS	24,805,674	38,073,440	928,456	4,529,671	416,610	32,198,703	643,974	-	-	-
89-0003-000	FORT CALHOUN COMMUNITY SCHS	12,297,225	13,636,255	-	2,186,877	135,914	11,313,464	226,269	400,554	-	88,790
89-0024-000	ARLINGTON PUBLIC SCHOOLS	10,765,282	11,826,918	280,341	1,787,174	160,530	9,598,873	191,977	-	-	-
90-0017-000	WAYNE COMMUNITY SCHOOLS	14,256,080	16,029,346	-	2,097,085	-	13,932,261	278,645	-	-	-
90-0560-000	WAKEFIELD PUBLIC SCHOOLS	9,110,580	10,109,900	-	1,356,000	-	8,753,900	175,078	805,800	168,301	(439,306)
90-0595-000	WINSIDE PUBLIC SCHOOLS	4,899,145	5,247,230	249,221	425,000	73,370	4,499,639	89,993	-	-	-
91-0002-000	RED CLOUD COMMUNITY SCHOOLS	5,070,073	6,294,162	634,500	1,211,550	-	4,448,112	88,962	562,405	-	-
91-0074-000	BLUE HILL COMMUNITY SCHOOLS	5,732,347	6,662,763	33,894	1,237,452	87,639	5,303,778	106,076	2,032,255	-	-
92-0045-000	WHEELER CENTRAL SCHOOLS	3,441,105	4,941,071	1,137,200	581,612	49,715	3,172,544	63,451	-	-	-
93-0012-000	YORK PUBLIC SCHOOLS	20,002,171	22,762,101	720,000	3,175,000	-	18,867,101	377,342	491,218	-	-
93-0083-000	MC COOL JUNCTION PUBLIC SCHS	5,128,553	6,316,321	-	1,336,067	-	4,980,254	99,605	108,409	-	-
93-0096-000	HEARTLAND COMMUNITY SCHOOLS	5,879,568	8,489,029	469,500	1,588,517	91,641	6,339,371	126,787	61,686	-	-

## Formulas for Calculating Budget Authority

per Statute as of January 30, 2025

2024/2025 General Fund Budget of Expenditures	LC-2	B-100
2024/2025 Special Grant Funds	LC-2	B-110
2024/2025 Special Education Budget of Expenditures	LC-2	B-120
2024/2025 General Fund Lid Exclusions (Schedule A)	LC-2	B-130
2024/2025 Total Unused Budget Authority	LC-2	B-175
Formula Needs from 2025/2026 State Aid Certification Current Statute	2025/2026 State Aid (Total Formula Needs)	
Basic Allowable Growth Rate of 2.5%	Statute	77-3446
2025/2026 Student Growth Adjustment from State Aid Certification Current Statute	2025/2026 State Aid	
2025/2026 Student Growth Correction from State Aid Certification Current Statute	2025/2026 State Aid	
$(GFBE - SGF - SPED - GFLE) \times 1.025$		
$(GFBE - SGF - SPED - GFLE) + (SGA + SGACORR)$		
$((FN \times 1.10) - (SPED \times 1.025))$		

**2025/26 ORIGINAL STATUTE OF STATE AID  
CALCULATED BY SYSTEM ON JANUARY 30, 2025**

LER : 1.0

SYSTEM COUNTY/DISTRICT NUMBER	DISTRICT NAME	FORMULA NEEDS	YIELD FROM LOCAL EFFORT RATE	NET OPTION FUNDING	INCOME TAX REBATE	OTHER RECEIPTS	COMMUNITY ACHIEVEMENT PLAN AID	FOUNDATION AID INCLUDED IN RESOURCES	TOTAL RESOURCES	EQUALIZATION AID	FOUNDATION AID OUTSIDE OF RESOURCES	TOTAL STATE AID CALCULATED
01-0003-000	KENESAW PUBLIC SCHOOLS	4,906,004	5,484,844	171,385	48,320	705,866	0	219,169	6,629,584	0	146,113	584,987
01-0018-000	HASTINGS PUBLIC SCHOOLS	46,636,461	17,652,955	0	599,013	9,372,856	0	2,959,945	30,584,769	16,051,692	1,973,296	21,583,946
01-0090-000	ADAMS CENTRAL PUBLIC SCHOOLS	14,557,192	23,179,405	584,726	259,621	3,132,169	0	870,844	28,026,765	0	580,563	2,295,754
01-0123-000	SILVER LAKE PUBLIC SCHOOLS	4,845,320	9,194,996	0	39,903	1,300,485	0	187,354	10,722,738	0	124,902	352,159
02-0009-000	NELIGH-OAKDALE SCHOOLS	6,345,799	6,669,656	0	64,240	1,617,230	0	287,497	8,638,623	0	191,665	543,402
02-0018-000	ELGIN PUBLIC SCHOOLS	4,060,708	8,809,528	191,548	52,528	1,310,412	0	138,294	10,502,310	0	92,196	474,566
02-0115-000	SUMMERLAND PUBLIC SCHOOLS	8,388,026	12,745,725	0	52,911	1,519,193	0	387,032	14,704,861	0	258,021	697,964
03-0500-000	ARTHUR COUNTY SCHOOLS	3,327,502	2,995,993	342,770	8,506	276,847	0	103,031	3,727,147	0	68,687	522,994
04-0001-000	BANNER COUNTY PUBLIC SCHOOLS	3,722,901	3,572,780	282,282	18,603	491,304	0	112,570	4,477,539	0	75,047	488,502
05-0071-000	SANDHILLS PUBLIC SCHOOLS	3,081,915	4,726,576	0	12,521	254,237	0	75,589	5,068,923	0	50,392	138,502
06-0001-000	BOONE CENTRAL SCHOOLS	9,203,263	19,961,189	433,504	137,530	2,075,159	0	523,149	23,130,531	0	348,766	1,442,949
06-0017-000	ST EDWARD PUBLIC SCHOOLS	4,002,861	5,739,573	0	33,253	695,937	0	135,972	6,604,735	0	90,648	259,873
06-0075-000	RIVERSIDE PUBLIC SCHOOLS	5,100,740	10,758,040	0	37,834	711,454	0	203,139	11,710,467	0	135,426	376,399
07-0006-000	ALLIANCE PUBLIC SCHOOLS	16,900,032	12,828,303	0	235,371	2,894,038	0	1,106,882	17,064,594	0	737,921	2,080,174
07-0010-000	HEMINGFORD PUBLIC SCHOOLS	7,245,920	7,604,531	625,052	38,706	883,829	0	333,707	9,485,825	0	222,471	1,219,936
08-0051-000	BOYD COUNTY SCHOOLS	6,291,284	8,033,484	0	38,010	945,810	0	257,675	9,274,979	0	171,783	467,468
09-0010-000	AINSWORTH COMMUNITY SCHOOLS	6,796,248	10,796,253	0	70,008	1,515,932	0	319,229	12,701,422	0	212,819	602,056

Note: Due to missing Federal Poverty data for the 2024/25 school year, model was calculated using 2023/24 numbers.  
S:\State Aid Certification 2025-26\Original Statute\

**2025/26 ORIGINAL STATUTE OF STATE AID  
CALCULATED BY SYSTEM ON JANUARY 30, 2025**

LER : 1.0

SYSTEM COUNTY/DISTRICT NUMBER	DISTRICT NAME	FORMULA NEEDS	YIELD FROM LOCAL EFFORT RATE	NET OPTION FUNDING	INCOME TAX REBATE	OTHER RECEIPTS	COMMUNITY ACHIEVEMENT PLAN AID	FOUNDATION AID INCLUDED IN RESOURCES	TOTAL RESOURCES	EQUALIZATION AID	FOUNDATION AID OUTSIDE OF RESOURCES	TOTAL STATE AID CALCULATED
10-0002-000	GIBBON PUBLIC SCHOOLS	8,618,440	7,242,148	0	69,870	1,329,054	0	489,069	9,130,141	0	326,046	884,985
10-0007-000	KEARNEY PUBLIC SCHOOLS	68,484,090	52,038,152	0	1,346,626	14,629,728	0	5,077,714	73,092,220	0	3,385,143	9,809,483
10-0009-000	ELM CREEK PUBLIC SCHOOLS	6,195,918	4,880,681	272,200	57,489	821,991	0	307,559	6,339,920	0	205,040	842,288
10-0019-000	SHELTON PUBLIC SCHOOLS	5,186,529	4,217,921	0	50,273	777,263	0	225,394	5,270,851	0	150,263	425,930
10-0069-000	RAVENNA PUBLIC SCHOOLS	7,399,510	8,340,877	0	53,133	1,564,096	0	335,426	10,293,532	0	223,618	612,177
10-0105-000	PLEASANTON PUBLIC SCHOOLS	5,828,139	4,642,931	131,059	43,961	778,296	0	284,613	5,880,860	0	189,742	649,375
10-0119-000	AMHERST PUBLIC SCHOOLS	6,106,292	4,215,671	1,078,719	41,245	876,239	0	300,027	6,511,901	0	200,018	1,620,009
11-0001-000	TEKAMAH-HERMAN COMMUNITY SCHS	8,288,464	11,524,452	0	82,986	1,500,215	0	455,836	13,563,489	0	303,891	842,713
11-0014-000	OAKLAND CRAIG PUBLIC SCHOOLS	7,536,117	6,662,964	141,141	56,759	1,269,098	0	353,130	8,483,092	0	235,420	786,450
11-0020-000	LYONS-DECATUR NORTHEAST SCHS	5,509,509	6,888,923	0	45,770	1,109,431	0	240,881	8,285,005	0	160,587	447,238
12-0056-000	DAVID CITY PUBLIC SCHOOLS	11,078,772	16,224,108	0	155,193	2,708,140	0	584,518	19,671,959	0	389,679	1,129,390
12-0502-000	EAST BUTLER PUBLIC SCHOOLS	6,522,262	11,257,365	0	66,660	1,109,386	0	280,051	12,713,462	0	186,701	533,412
13-0001-000	PLATTSMOUTH COMMUNITY SCHOOLS	19,503,612	11,080,773	0	341,506	4,740,748	0	1,223,423	17,386,450	2,117,162	815,616	4,497,707
13-0022-000	WEeping WATER PUBLIC SCHOOLS	5,022,864	4,431,047	0	57,332	737,368	0	225,026	5,450,773	0	150,017	432,375
13-0032-000	LOUISVILLE PUBLIC SCHOOLS	9,922,911	7,391,117	282,282	157,134	1,587,618	0	574,655	9,992,806	0	383,103	1,397,174
13-0056-000	CONESTOGA PUBLIC SCHOOLS	10,895,518	10,400,728	0	125,538	2,077,759	0	594,449	13,198,474	0	396,300	1,116,287
13-0097-000	ELMWOOD-MURDOCK PUBLIC SCHOOLS	7,847,106	5,739,961	604,889	89,049	1,186,375	0	421,407	8,041,681	0	280,938	1,396,283
14-0008-000	HARTINGTON NEWCASTLE PUBLIC SCHOOLS	7,323,417	14,236,110	0	124,028	1,760,330	0	328,402	16,448,870	0	218,935	671,365
14-0045-000	RANDOLPH PUBLIC SCHOOLS	4,962,882	8,951,023	0	46,455	841,452	0	237,502	10,076,432	0	158,334	442,291
14-0054-000	LAUREL-CONCORD-COLERIDGE SCHOOL	6,985,139	12,321,595	0	111,447	1,475,755	0	316,479	14,225,276	0	210,986	638,912
14-0101-000	WYNOT PUBLIC SCHOOLS	4,009,232	2,311,485	635,134	16,382	367,250	0	150,326	3,480,577	528,655	100,217	1,430,714
15-0010-000	CHASE COUNTY SCHOOLS	9,383,385	15,259,818	322,608	109,833	1,423,549	0	538,663	17,654,471	0	359,109	1,330,213
15-0536-000	WAUNETA-PALISADE PUBLIC SCHS	4,432,434	4,721,413	0	23,193	403,624	0	167,433	5,315,663	0	111,622	302,248

Note: Due to missing Federal Poverty data for the 2024/25 school year, model was calculated using 2023/24 numbers.  
S:\State Aid Certification 2025-26\Original Statute\

**2025/26 ORIGINAL STATUTE OF STATE AID  
CALCULATED BY SYSTEM ON JANUARY 30, 2025**

LER : 1.0

SYSTEM COUNTY/ DISTRICT NUMBER	DISTRICT NAME	FORMULA NEEDS	YIELD FROM LOCAL EFFORT RATE	NET OPTION FUNDING	INCOME TAX REBATE	OTHER RECEIPTS	COMMUNITY ACHIEVEMENT PLAN AID	FOUNDATION AID INCLUDED IN RESOURCES	TOTAL RESOURCES	EQUALIZATION AID	FOUNDATION AID OUTSIDE OF RESOURCES	TOTAL STATE AID CALCULATED
16-0006-000	VALENTINE COMMUNITY SCHOOLS	9,146,580	17,423,909	0	127,359	1,887,494	0	517,383	19,956,145	0	344,922	989,664
16-0030-000	CODY-KILGORE PUBLIC SCHS	3,725,503	2,435,668	443,585	13,265	417,087	0	131,519	3,441,124	284,379	87,680	960,428
17-0001-000	SIDNEY PUBLIC SCHOOLS	14,753,117	7,830,285	0	161,238	2,272,588	0	954,311	11,218,422	3,534,695	636,208	5,286,452
17-0003-000	LEYTON PUBLIC SCHOOLS	3,962,955	4,616,966	332,689	21,271	393,563	0	141,659	5,506,148	0	94,439	590,058
17-0009-000	POTTER-DIX PUBLIC SCHOOLS	4,051,529	3,751,629	473,830	22,494	492,891	0	149,494	4,890,338	0	99,663	745,481
18-0002-000	SUTTON PUBLIC SCHOOLS	7,192,484	9,231,506	272,200	82,695	1,015,769	0	345,649	10,947,819	0	230,433	930,977
18-0011-000	HARVARD PUBLIC SCHOOLS	4,758,782	4,374,610	0	26,230	1,141,681	0	162,291	5,704,812	0	108,194	296,715
18-0501-000	SANDY CREEK SCHOOLS	8,206,121	12,033,115	0	81,055	1,693,488	0	394,158	14,201,816	0	262,772	737,985
19-0039-000	LEIGH COMMUNITY SCHOOLS	4,982,814	5,587,274	221,793	43,520	594,496	0	235,235	6,682,318	0	156,823	657,371
19-0058-000	CLARKSON PUBLIC SCHOOLS	4,431,165	5,341,787	0	38,924	746,334	0	176,091	6,303,136	0	117,394	332,409
19-0070-000	HOWELLS-DODGE CONSOLIDATED SCHOOLS	5,360,990	9,486,718	0	77,803	840,445	0	245,276	10,650,242	0	163,517	486,596
19-0123-000	SCHUYLER COMMUNITY SCHOOLS	23,012,309	17,759,720	0	156,424	2,755,702	0	1,652,078	22,323,924	688,385	1,101,385	3,598,272
20-0001-000	WEST POINT PUBLIC SCHOOLS	11,408,760	17,527,184	0	188,399	2,346,039	0	616,141	20,677,763	0	410,761	1,215,301
20-0020-000	BANCROFT-ROSALIE COMM SCHOOLS	5,196,148	5,417,524	554,482	35,386	644,564	0	219,518	6,871,474	0	146,346	955,732
20-0030-000	WISNER-PILGER PUBLIC SCHOOLS	7,820,532	11,718,814	342,770	80,885	1,348,716	0	395,886	13,887,071	0	263,924	1,083,465
21-0015-000	ANSELMO-MERNA PUBLIC SCHOOLS	4,716,324	6,911,236	453,667	31,124	557,158	0	202,751	8,155,936	0	135,167	822,709
21-0025-000	BROKEN BOW PUBLIC SCHOOLS	12,392,561	10,586,593	0	137,799	2,321,507	0	703,322	13,749,221	0	468,882	1,310,003
21-0044-000	ANSLEY PUBLIC SCHOOLS	4,236,713	4,082,811	0	19,656	464,895	0	160,161	4,727,523	0	106,774	286,591
21-0084-000	SARGENT PUBLIC SCHOOLS	3,762,804	4,038,449	0	17,353	329,579	0	123,733	4,509,114	0	82,488	223,574
21-0089-000	ARNOLD PUBLIC SCHOOLS	4,077,360	4,936,266	60,489	31,625	418,021	0	165,122	5,611,523	0	110,081	367,317
21-0180-000	CALLAWAY PUBLIC SCHOOLS	4,015,381	5,091,684	0	29,450	684,377	0	130,653	5,936,164	0	87,102	247,205
22-0011-000	SO SIOUX CITY COMMUNITY SCHS	55,237,400	15,830,336	0	250,304	10,155,269	0	3,318,615	29,554,524	25,682,876	2,212,410	31,464,205

Note: Due to missing Federal Poverty data for the 2024/25 school year, model was calculated using 2023/24 numbers.  
S:\State Aid Certification 2025-26\Original Statute\

**2025/26 ORIGINAL STATUTE OF STATE AID  
CALCULATED BY SYSTEM ON JANUARY 30, 2025**

LER : 1.0

SYSTEM COUNTY/ DISTRICT NUMBER	DISTRICT NAME	FORMULA NEEDS	YIELD FROM LOCAL EFFORT RATE	NET OPTION FUNDING	INCOME TAX REBATE	OTHER RECEIPTS	COMMUNITY ACHIEVEMENT PLAN AID	FOUNDATION AID INCLUDED IN RESOURCES	TOTAL RESOURCES	EQUALIZATION AID	FOUNDATION AID OUTSIDE OF RESOURCES	TOTAL STATE AID CALCULATED
22-0031-000	HOMER COMMUNITY SCHOOLS	8,189,673	5,469,469	1,522,304	27,802	1,092,552	0	389,209	8,501,336	0	259,473	2,198,788
23-0002-000	CHADRON PUBLIC SCHOOLS	13,616,450	7,351,795	141,141	118,742	2,056,336	0	757,779	10,425,793	3,190,657	505,186	4,713,505
23-0071-000	CRAWFORD PUBLIC SCHOOLS	3,865,801	3,181,427	0	21,580	365,583	0	138,321	3,706,911	158,890	92,214	411,005
24-0001-000	LEXINGTON PUBLIC SCHOOLS	44,833,489	13,981,569	0	248,411	5,740,001	0	2,722,022	22,692,003	22,141,486	1,814,682	26,926,601
24-0004-000	VERTON PUBLIC SCHOOLS	5,070,676	4,251,687	463,748	31,157	741,987	0	238,586	5,727,165	0	159,057	892,548
24-0011-000	COZAD COMMUNITY SCHOOLS	13,967,556	10,275,622	40,326	128,352	2,292,787	0	829,203	13,566,290	401,266	552,802	1,951,949
24-0020-000	GOTHENBURG PUBLIC SCHOOLS	11,843,776	10,710,057	201,630	138,527	1,987,759	0	668,677	13,706,650	0	445,784	1,454,618
24-0101-000	SUMNER-EDDYVILLE-MILLER SCHS	4,571,905	4,475,158	231,874	17,413	648,541	0	185,648	5,558,634	0	123,765	558,700
25-0025-000	CREEK VALLEY SCHOOLS	4,205,831	5,169,473	0	32,488	872,887	0	157,956	6,232,804	0	105,304	295,748
25-0095-000	SOUTH PLATTE PUBLIC SCHOOLS	4,404,654	5,793,602	403,259	25,129	637,527	0	185,943	7,045,460	0	123,962	738,293
26-0001-000	PONCA PUBLIC SCHOOLS	7,545,762	5,847,557	998,067	50,011	960,838	0	384,260	8,240,733	0	256,173	1,688,511
26-0070-000	ALLEN CONSOLIDATED SCHOOLS	3,707,190	4,655,244	0	21,093	995,402	0	110,150	5,781,889	0	73,433	204,676
26-0561-000	EMERSON-HUBBARD PUBLIC SCHOOLS	4,583,249	5,971,863	0	47,074	820,803	0	186,611	7,026,351	0	124,408	358,093
27-0001-000	FREMONT PUBLIC SCHOOLS	67,705,039	39,445,186	0	875,480	10,966,236	0	4,570,164	55,857,066	11,847,973	3,046,776	20,340,393
27-0062-000	SCRIBNER-SNYDER COMMUNITY SCHS	3,800,893	6,046,381	0	54,873	663,504	0	128,352	6,893,110	0	85,568	268,793
27-0594-000	LOGAN VIEW PUBLIC SCHOOLS	9,009,645	10,779,755	373,015	77,974	1,732,549	0	505,920	13,469,213	0	337,280	1,294,189
27-0595-000	NORTH BEND CENTRAL PUBLIC SCHS	8,550,070	13,588,670	746,030	101,630	1,540,045	0	491,022	16,467,397	0	327,348	1,666,030
28-0001-000	OMAHA PUBLIC SCHOOLS	779,577,648	353,087,025	0	12,333,564	116,552,779	7,718,016	45,463,446	535,154,830	244,422,818	30,308,964	340,246,808
28-0010-000	ELKHORN PUBLIC SCHOOLS	135,740,458	111,355,635	0	3,854,837	30,341,114	8,416	10,211,529	155,771,531	0	6,807,686	20,882,468
28-0015-000	DOUGLAS CO WEST COMMUNITY SCHS	14,498,470	18,289,025	544,400	669,174	3,209,387	1,637	898,893	23,612,516	0	599,262	2,713,366
28-0017-000	MILLARD PUBLIC SCHOOLS	269,548,084	166,920,877	27,048,625	4,589,214	53,472,287	44,480	20,290,700	272,366,183	0	13,527,133	65,500,152
28-0054-000	RALSTON PUBLIC SCHOOLS	45,102,223	25,087,418	4,042,676	356,263	13,152,769	113,633	3,006,014	45,758,773	0	2,004,010	9,522,596

Note: Due to missing Federal Poverty data for the 2024/25 school year, model was calculated using 2023/24 numbers.  
S:\State Aid Certification 2025-26\Original Statute\

**2025/26 ORIGINAL STATUTE OF STATE AID  
CALCULATED BY SYSTEM ON JANUARY 30, 2025**

LER : 1.0

SYSTEM COUNTY/DISTRICT NUMBER	DISTRICT NAME	FORMULA NEEDS	YIELD FROM LOCAL EFFORT RATE	NET OPTION FUNDING	INCOME TAX REBATE	OTHER RECEIPTS	COMMUNITY ACHIEVEMENT PLAN AID	FOUNDATION AID INCLUDED IN RESOURCES	TOTAL RESOURCES	EQUALIZATION AID	FOUNDATION AID OUTSIDE OF RESOURCES	TOTAL STATE AID CALCULATED
28-0059-000	BENNINGTON PUBLIC SCHOOLS	49,262,001	29,210,652	0	1,112,773	8,821,441	2,071	3,853,412	43,000,349	6,261,652	2,568,942	13,798,850
28-0066-000	WESTSIDE COMMUNITY SCHOOLS	79,984,629	51,128,823	18,428,955	1,252,127	21,783,026	146,620	5,595,792	98,335,343	0	3,730,528	29,154,022
29-0117-000	DUNDY CO STRATTON PUBLIC SCHS	5,455,672	11,089,184	0	45,807	802,786	0	230,639	12,168,416	0	153,760	430,206
30-0001-000	EXETER-MILLIGAN PUBLIC SCHOOLS	4,283,682	8,401,829	0	51,392	1,012,975	0	131,648	9,597,844	0	87,765	270,805
30-0025-000	FILLMORE CENTRAL PUBLIC SCHS	9,755,517	13,533,807	0	120,342	2,924,048	0	497,173	17,075,370	0	331,449	948,964
30-0054-000	SHICKLEY PUBLIC SCHOOLS	3,441,891	5,932,976	151,222	42,616	460,190	0	112,669	6,699,673	0	75,112	381,619
31-0506-000	FRANKLIN PUBLIC SCHOOLS	5,272,407	5,187,254	70,570	38,955	822,772	0	232,187	6,351,738	0	154,792	496,504
32-0046-000	MAYWOOD PUBLIC SCHOOLS	4,222,866	4,051,906	483,911	20,611	285,016	0	159,621	5,001,065	0	106,414	770,557
32-0095-000	EUSTIS-FARNAM PUBLIC SCHOOLS	3,990,894	5,166,767	0	31,558	489,594	0	146,270	5,834,189	0	97,513	275,341
32-0125-000	MEDICINE VALLEY PUBLIC SCHOOLS	4,393,833	3,467,325	0	19,219	470,819	0	169,363	4,126,726	267,107	112,909	568,598
33-0018-000	ARAPAHOE PUBLIC SCHOOLS	5,726,484	5,938,396	30,244	44,125	753,186	0	274,893	7,040,844	0	183,262	532,524
33-0021-000	CAMBRIDGE PUBLIC SCHOOLS	4,985,468	4,313,229	373,015	42,236	640,941	0	233,300	5,602,721	0	155,534	804,085
33-0540-000	SOUTHERN VALLEY SCHOOLS	7,530,879	10,214,030	0	52,259	1,226,532	0	338,539	11,831,360	0	225,693	616,491
34-0001-000	SOUTHERN SCHOOL DISTRICT 1	7,697,232	4,991,600	0	36,885	1,049,768	0	306,074	6,384,327	1,312,905	204,049	1,859,913
34-0015-000	BEATRICE PUBLIC SCHOOLS	26,878,842	17,260,071	0	346,872	5,871,691	0	1,738,146	25,216,780	1,662,062	1,158,764	4,905,844
34-0034-000	FREEMAN PUBLIC SCHOOLS	7,699,294	7,340,995	947,660	78,081	927,674	0	429,838	9,724,248	0	286,559	1,742,138
34-0100-000	DILLER-ODELL PUBLIC SCHOOLS	4,974,970	7,261,929	221,793	38,103	812,992	0	206,025	8,540,842	0	137,350	603,271
35-0001-000	GARDEN COUNTY SCHOOLS	4,978,478	9,544,027	0	35,185	781,762	0	193,926	10,554,900	0	129,284	358,395

Note: Due to missing Federal Poverty data for the 2024/25 school year, model was calculated using 2023/24 numbers.  
S:\State Aid Certification 2025-26\Original Statute\

**2025/26 ORIGINAL STATUTE OF STATE AID  
CALCULATED BY SYSTEM ON JANUARY 30, 2025**

LER : 1.0

SYSTEM COUNTY/DISTRICT NUMBER	DISTRICT NAME	FORMULA NEEDS	YIELD FROM LOCAL EFFORT RATE	NET OPTION FUNDING	INCOME TAX REBATE	OTHER RECEIPTS	COMMUNITY ACHIEVEMENT PLAN AID	FOUNDATION AID INCLUDED IN RESOURCES	TOTAL RESOURCES	EQUALIZATION AID	FOUNDATION AID OUTSIDE OF RESOURCES	TOTAL STATE AID CALCULATED
36-0100-000	BURWELL PUBLIC SCHOOLS	4,865,107	5,453,688	201,630	36,692	582,637	0	213,377	6,488,024	0	142,252	593,951
37-0030-000	ELWOOD PUBLIC SCHOOLS	4,228,220	7,861,175	0	47,625	731,842	0	168,826	8,809,468	0	112,551	329,002
38-0011-000	HYANNIS AREA SCHOOLS	3,875,670	8,092,797	131,059	25,012	450,537	0	132,162	8,831,567	0	88,108	376,341
39-0060-000	CENTRAL VALLEY PUBLIC SCHOOLS	6,305,186	9,974,508	0	41,132	1,319,722	0	269,418	11,604,780	0	179,612	490,162
40-0002-000	GRAND ISLAND PUBLIC SCHOOLS	141,489,317	49,844,354	0	1,348,254	21,188,722	0	8,450,706	80,832,036	60,657,281	5,633,804	76,090,045
40-0082-000	NORTHWEST PUBLIC SCHOOLS	18,239,273	12,473,547	8,095,433	171,246	2,119,085	0	1,270,370	24,129,681	0	846,913	10,383,962
40-0083-000	WOOD RIVER RURAL SCHOOLS	8,237,539	9,014,799	0	93,808	1,677,289	0	394,427	11,180,323	0	262,952	751,187
40-0126-000	DONIPHAN-TRUMBULL PUBLIC SCHS	7,781,863	8,476,933	100,815	117,464	2,353,063	0	426,498	11,474,773	0	284,332	929,109
41-0002-000	GILTNER PUBLIC SCHOOLS	4,745,050	4,600,084	846,845	28,724	582,190	0	197,958	6,255,801	0	131,972	1,205,499
41-0091-000	HAMPTON PUBLIC SCHOOL	3,905,283	4,555,394	453,667	30,772	462,151	0	147,746	5,649,730	0	98,497	730,682
41-0504-000	AURORA PUBLIC SCHOOLS	16,108,515	21,487,872	0	270,470	3,738,780	0	1,043,268	26,540,390	0	695,512	2,009,250
42-0002-000	ALMA PUBLIC SCHOOLS	6,928,714	5,186,065	685,541	55,607	910,133	0	323,808	7,161,154	0	215,872	1,280,828
43-0079-000	HAYES CENTER PUBLIC SCHOOLS	3,779,303	4,576,662	0	14,755	387,240	0	133,055	5,111,712	0	88,704	236,514
44-0070-000	HITCHCOCK CO SCH SYSTEM	5,464,354	4,995,760	0	35,553	763,475	0	237,521	6,032,309	0	158,347	431,421
45-0007-000	O'NEILL PUBLIC SCHOOLS	12,761,930	13,968,762	0	133,091	3,195,802	0	681,277	17,978,932	0	454,185	1,268,553
45-0044-000	STUART PUBLIC SCHOOLS	4,146,878	2,206,393	201,630	29,540	450,530	0	157,749	3,045,842	1,101,036	105,166	1,595,121

Note: Due to missing Federal Poverty data for the 2024/25 school year, model was calculated using 2023/24 numbers.  
S:\State Aid Certification 2025-26\Original Statute\

**2025/26 ORIGINAL STATUTE OF STATE AID  
CALCULATED BY SYSTEM ON JANUARY 30, 2025**

LER : 1.0

SYSTEM COUNTY/ DISTRICT NUMBER	DISTRICT NAME	FORMULA NEEDS	YIELD FROM LOCAL EFFORT RATE	NET OPTION FUNDING	INCOME TAX REBATE	OTHER RECEIPTS	COMMUNITY ACHIEVEMENT PLAN AID	FOUNDATION AID INCLUDED IN RESOURCES	TOTAL RESOURCES	EQUALIZATION AID	FOUNDATION AID OUTSIDE OF RESOURCES	TOTAL STATE AID CALCULATED
45-0137-000	CHAMBERS PUBLIC SCHOOLS	3,340,328	3,503,443	30,244	14,738	346,840	0	103,890	3,999,155	0	69,260	218,132
45-0239-000	WEST HOLT PUBLIC SCHOOLS	7,714,929	12,086,228	0	71,186	1,402,577	0	360,285	13,920,276	0	240,190	671,661
46-0001-000	MULLEN PUBLIC SCHOOLS	4,036,784	7,355,431	231,874	19,225	602,687	0	139,435	8,348,652	0	92,957	483,491
47-0001-000	ST PAUL PUBLIC SCHOOLS	9,758,562	7,710,452	0	105,930	1,409,620	0	563,656	9,789,658	0	375,771	1,045,357
47-0100-000	CENTURA PUBLIC SCHOOLS	7,775,107	6,977,690	201,630	76,634	1,210,037	0	379,588	8,845,579	0	253,059	910,911
47-0103-000	ELBA PUBLIC SCHOOLS	3,251,340	1,815,129	141,141	11,611	272,701	0	82,021	2,322,603	928,737	54,680	1,218,190
48-0008-000	FAIRBURY PUBLIC SCHOOLS	13,820,033	14,518,504	0	137,189	2,829,227	0	739,229	18,224,149	0	492,819	1,369,237
48-0300-000	TRI COUNTY PUBLIC SCHOOLS	7,440,376	10,654,573	665,378	73,580	999,682	0	352,179	12,745,392	0	234,786	1,325,923
48-0303-000	MERIDIAN PUBLIC SCHOOLS	4,374,332	5,298,651	867,008	23,607	338,501	0	189,034	6,716,801	0	126,023	1,205,672
49-0033-000	STERLING PUBLIC SCHOOLS	4,227,427	3,993,917	0	27,967	491,705	0	183,308	4,696,897	0	122,205	333,480
49-0050-000	JOHNSON CO CENTRAL PUBLIC SCHS	8,539,875	9,188,971	0	78,723	1,376,710	0	428,118	11,072,522	0	285,412	792,253
50-0001-000	WILCOX-HILDRETH PUBLIC SCHOOLS	5,020,972	8,880,891	0	53,678	781,343	0	197,988	9,913,900	0	131,992	383,658
50-0501-000	AXTELL COMMUNITY SCHOOLS	5,538,773	6,726,868	473,830	55,098	655,109	0	273,773	8,184,678	0	182,515	985,216
50-0503-000	MINDEN PUBLIC SCHOOLS	11,900,566	15,824,396	0	167,524	2,009,955	0	692,772	18,694,647	0	461,848	1,322,144
51-0001-000	OGALLALA PUBLIC SCHOOLS	11,636,763	16,027,770	0	155,215	2,692,699	0	654,356	19,530,040	0	436,237	1,245,808
51-0006-000	PAXTON CONSOLIDATED SCHOOLS	4,157,910	5,913,984	423,422	30,451	489,545	0	164,070	7,021,472	0	109,380	727,323
52-0100-000	KEYA PAHA COUNTY SCHOOLS	2,974,372	6,373,969	0	14,182	253,117	0	72,280	6,713,548	0	48,186	134,648
53-0001-000	KIMBALL PUBLIC SCHOOLS	7,110,326	7,932,214	0	63,433	1,322,786	0	328,480	9,646,913	0	218,987	610,900

Note: Due to missing Federal Poverty data for the 2024/25 school year, model was calculated using 2023/24 numbers.  
S:\State Aid Certification 2025-26\Original Statute\

**2025/26 ORIGINAL STATUTE OF STATE AID  
CALCULATED BY SYSTEM ON JANUARY 30, 2025**

LER : 1.0

SYSTEM COUNTY/DISTRICT NUMBER	DISTRICT NAME	FORMULA NEEDS	YIELD FROM LOCAL EFFORT RATE	NET OPTION FUNDING	INCOME TAX REBATE	OTHER RECEIPTS	COMMUNITY ACHIEVEMENT PLAN AID	FOUNDATION AID INCLUDED IN RESOURCES	TOTAL RESOURCES	EQUALIZATION AID	FOUNDATION AID OUTSIDE OF RESOURCES	TOTAL STATE AID CALCULATED
54-0013-000	CREIGHTON COMMUNITY PUBLIC SCHOOLS	5,826,881	6,619,231	80,652	57,686	964,256	0	272,207	7,994,032	0	181,471	592,016
54-0096-000	CROFTON COMMUNITY SCHOOLS	6,789,203	8,148,560	332,689	51,862	1,187,782	0	323,632	10,044,525	0	215,755	923,938
54-0501-000	NIOBRARA PUBLIC SCHOOLS	4,850,691	2,695,631	685,541	11,129	1,265,202	0	180,036	4,837,539	13,152	120,024	1,009,882
54-0505-000	ISANTI COMMUNITY SCHOOL	5,107,528	81,477	0	559	1,109,113	0	161,130	1,352,279	3,755,249	107,420	4,024,358
54-0576-000	WAUSA PUBLIC SCHOOLS	4,502,701	5,049,695	80,652	32,076	686,536	0	176,115	6,025,074	0	117,410	406,253
54-0583-000	VERDIGRE PUBLIC SCHOOLS	3,753,903	4,143,939	90,733	18,896	413,100	0	142,956	4,809,624	0	95,304	347,889
54-0586-000	BLOOMFIELD COMMUNITY SCHOOLS	5,216,983	8,694,289	0	46,590	855,282	0	237,493	9,833,654	0	158,329	442,412
55-0001-000	LINCOLN PUBLIC SCHOOLS	544,469,517	368,793,982	0	9,770,747	118,976,358	0	36,511,027	534,052,114	10,417,403	24,340,684	81,039,861
55-0145-000	WAVERLY SCHOOL DISTRICT 145	25,684,168	25,634,183	0	417,694	5,755,558	0	1,845,493	33,652,928	0	1,230,328	3,493,515
55-0148-000	MALCOLM PUBLIC SCHOOLS	9,471,829	5,575,920	2,006,216	84,482	1,274,897	0	567,536	9,509,051	0	378,358	3,036,592
55-0160-000	NORRIS SCHOOL DIST 160	26,715,499	24,063,735	1,280,349	449,791	4,731,515	0	2,055,707	32,581,097	0	1,370,471	5,156,318
55-0161-000	RAYMOND CENTRAL PUBLIC SCHOOLS	11,552,816	10,599,184	0	181,306	2,207,107	0	614,623	13,602,220	0	409,749	1,205,678
56-0001-000	NORTH PLATTE PUBLIC SCHOOLS	47,476,113	31,593,436	0	754,262	8,375,512	0	3,137,285	43,860,495	3,615,618	2,091,523	9,598,688
56-0006-000	BRADY PUBLIC SCHOOLS	4,150,562	3,988,110	473,830	26,216	565,026	0	155,916	5,209,098	0	103,944	759,906
56-0007-000	MAXWELL PUBLIC SCHOOLS	5,173,906	3,750,084	1,663,445	18,887	613,013	0	239,922	6,285,351	0	159,948	2,082,202
56-0037-000	HERSHEY PUBLIC SCHOOLS	7,959,034	6,713,544	1,996,134	53,129	891,219	0	473,665	10,127,691	0	315,777	2,838,705
56-0055-000	SUTHERLAND PUBLIC SCHOOLS	5,083,219	4,967,394	0	50,375	856,216	0	236,971	6,110,956	0	157,981	445,327
56-0565-000	WALLACE PUBLIC SCH DIST 65 R	3,951,081	5,922,796	60,489	21,523	543,435	0	134,260	6,682,503	0	89,507	305,779
57-0501-000	STAPLETON PUBLIC SCHOOLS	3,827,560	4,411,170	151,222	23,708	493,616	0	129,200	5,208,916	0	86,133	390,263
58-0025-000	LOUP COUNTY PUBLIC SCHOOLS	3,147,947	3,807,979	0	9,792	346,406	0	74,568	4,238,745	0	49,712	134,072
59-0001-000	MADISON PUBLIC SCHOOLS	8,993,277	10,257,443	0	100,997	1,297,663	0	485,741	12,141,844	0	323,827	910,565
59-0002-000	NORFOLK PUBLIC SCHOOLS	56,243,039	38,684,790	0	972,710	12,186,608	0	3,884,476	55,728,584	514,455	2,589,651	7,961,292
59-0005-000	BATTLE CREEK PUBLIC SCHOOLS	8,466,460	8,501,514	766,193	72,047	1,174,851	0	503,917	11,018,522	0	335,944	1,678,101

Note: Due to missing Federal Poverty data for the 2024/25 school year, model was calculated using 2023/24 numbers.  
S:\State Aid Certification 2025-26\Original Statute\

**2025/26 ORIGINAL STATUTE OF STATE AID  
CALCULATED BY SYSTEM ON JANUARY 30, 2025**

LER : 1.0

SYSTEM COUNTY/DISTRICT NUMBER	DISTRICT NAME	FORMULA NEEDS	YIELD FROM LOCAL EFFORT RATE	NET OPTION FUNDING	INCOME TAX REBATE	OTHER RECEIPTS	COMMUNITY ACHIEVEMENT PLAN AID	FOUNDATION AID INCLUDED IN RESOURCES	TOTAL RESOURCES	EQUALIZATION AID	FOUNDATION AID OUTSIDE OF RESOURCES	TOTAL STATE AID CALCULATED
59-0013-000	NEWMAN GROVE PUBLIC SCHOOLS	4,247,984	7,867,227	0	34,774	692,195	0	180,185	8,774,381	0	120,123	335,082
59-0080-000	ELKHORN VALLEY SCHOOLS	7,615,592	8,994,935	80,652	81,565	1,212,048	0	379,002	10,748,202	0	252,668	793,887
60-0090-000	MC PHERSON COUNTY SCHOOLS	2,941,891	3,807,737	50,407	13,192	194,845	0	50,586	4,116,767	0	33,724	147,909
61-0004-000	CENTRAL CITY PUBLIC SCHOOLS	12,109,204	13,055,569	0	140,906	2,523,131	0	667,508	16,387,114	0	445,005	1,253,419
61-0049-000	PALMER PUBLIC SCHOOLS	5,609,062	3,540,652	977,904	28,367	577,363	0	259,656	5,383,942	225,120	173,104	1,664,151
62-0021-000	BAYARD PUBLIC SCHOOLS	6,145,923	3,855,138	0	44,365	877,371	0	271,455	5,048,329	1,097,594	180,970	1,594,384
62-0063-000	BRIDGEPORT PUBLIC SCHOOLS	8,629,365	7,630,290	836,763	81,788	1,233,671	0	447,563	10,230,075	0	298,375	1,664,489
63-0001-000	FULLERTON PUBLIC SCHOOLS	5,715,254	5,840,449	40,326	43,154	930,569	0	266,677	7,121,175	0	177,784	527,941
63-0030-000	TWIN RIVER PUBLIC SCHOOLS	7,453,691	11,821,483	0	75,179	1,390,760	0	351,722	13,639,144	0	234,481	661,382
64-0023-000	JOHNSON-BROCK PUBLIC SCHOOLS	5,805,870	5,794,889	685,541	65,497	583,251	0	291,918	7,421,096	0	194,612	1,237,568
64-0029-000	AUBURN PUBLIC SCHOOLS	13,889,883	8,294,993	90,733	147,671	2,269,204	0	781,039	11,583,640	2,306,243	520,693	3,846,379
65-0005-000	LAWRENCE - NELSON PUBLIC SCHOOLS	4,418,680	5,189,477	0	39,980	911,878	0	192,821	6,334,156	0	128,547	361,348
65-0011-000	SUPERIOR PUBLIC SCHOOLS	7,926,660	6,039,574	0	60,510	1,476,151	0	360,644	7,936,879	0	240,429	661,583
66-0027-000	SYRACUSE-DUNBAR-AVOCA SCHOOLS	11,930,010	11,161,307	30,244	157,671	2,100,264	0	673,288	14,122,774	0	448,859	1,310,062
66-0111-000	NEBRASKA CITY PUBLIC SCHOOLS	19,331,979	12,729,465	0	234,303	3,601,661	0	1,189,045	17,754,474	1,577,505	792,697	3,793,550
66-0501-000	PALMYRA DISTRICT O R 1	12,446,772	8,361,921	383,096	129,161	1,411,762	0	611,613	10,897,553	1,549,219	407,742	3,080,831
67-0001-000	PAWNEE CITY PUBLIC SCHOOLS	5,707,438	3,917,353	604,889	30,767	984,107	0	228,983	5,766,099	0	152,655	1,017,294
67-0069-000	LEWISTON CONSOLIDATED SCHOOLS	4,209,029	5,177,238	312,526	18,220	440,714	0	159,877	6,108,575	0	106,584	597,207

Note: Due to missing Federal Poverty data for the 2024/25 school year, model was calculated using 2023/24 numbers.  
S:\State Aid Certification 2025-26\Original Statute\

**2025/26 ORIGINAL STATUTE OF STATE AID  
CALCULATED BY SYSTEM ON JANUARY 30, 2025**

LER : 1.0

SYSTEM COUNTY/DISTRICT NUMBER	DISTRICT NAME	FORMULA NEEDS	YIELD FROM LOCAL EFFORT RATE	NET OPTION FUNDING	INCOME TAX REBATE	OTHER RECEIPTS	COMMUNITY ACHIEVEMENT PLAN AID	FOUNDATION AID INCLUDED IN RESOURCES	TOTAL RESOURCES	EQUALIZATION AID	FOUNDATION AID OUTSIDE OF RESOURCES	TOTAL STATE AID CALCULATED
68-0020-000	PERKINS COUNTY SCHOOLS	7,177,979	14,815,735	0	77,146	1,135,373	0	355,075	16,383,329	0	236,717	668,938
69-0044-000	HOLDREGE PUBLIC SCHOOLS	14,963,418	14,497,344	0	258,111	3,174,055	0	876,249	18,805,759	0	584,166	1,718,526
69-0054-000	BERTRAND PUBLIC SCHOOLS	4,943,336	7,061,549	0	38,573	788,426	0	205,121	8,093,669	0	136,747	380,441
69-0055-000	LOOMIS PUBLIC SCHOOLS	4,873,116	6,062,737	816,600	25,892	516,313	0	229,892	7,651,434	0	153,261	1,225,645
70-0002-000	PIERCE PUBLIC SCHOOLS	10,253,922	11,286,175	252,037	125,005	1,615,342	0	585,227	13,863,786	0	390,151	1,352,420
70-0005-000	PLAINVIEW PUBLIC SCHOOLS	6,146,542	9,470,045	0	63,779	1,015,905	0	302,023	10,851,752	0	201,349	567,151
70-0542-000	OSMOND COMMUNITY SCHOOLS	4,381,635	5,541,511	100,815	63,622	821,069	0	160,883	6,687,900	0	107,256	432,576
71-0001-000	COLUMBUS PUBLIC SCHOOLS	54,568,671	28,975,719	0	830,893	9,915,841	0	3,530,885	43,253,338	11,315,333	2,353,923	18,031,034
71-0005-000	LAKEVIEW COMMUNITY SCHOOLS	14,624,460	19,323,432	1,199,697	136,790	2,644,676	0	889,573	24,194,168	0	593,048	2,819,108
71-0067-000	HUMPHREY PUBLIC SCHOOLS	5,707,350	11,399,259	544,400	100,832	1,427,963	0	252,976	13,725,430	0	168,651	1,066,859
72-0015-000	CROSS COUNTY COMMUNITY SCHOOLS	6,142,970	9,538,898	60,489	62,464	944,426	0	303,785	10,910,062	0	202,523	629,261
72-0019-000	OSCEOLA PUBLIC SCHOOLS	4,900,848	6,095,221	131,059	52,880	764,087	0	207,836	7,251,083	0	138,557	530,332
72-0032-000	SHELBY - RISING CITY PUBLIC SCHOOLS	7,285,795	9,351,771	594,808	57,291	1,111,240	0	345,617	11,460,727	0	230,411	1,228,127
72-0075-000	HIGH PLAINS COMMUNITY SCHOOLS	4,430,368	10,235,687	0	44,328	911,286	0	171,290	11,362,591	0	114,193	329,811
73-0017-000	MC COOK PUBLIC SCHOOLS	19,167,968	10,547,921	362,933	200,322	3,990,478	0	1,177,217	16,278,871	2,889,097	784,811	5,414,380
73-0179-000	SOUTHWEST PUBLIC SCHOOLS	5,614,327	8,425,106	90,733	37,492	911,743	0	269,430	9,734,504	0	179,620	577,275
74-0056-000	FALLS CITY PUBLIC SCHOOLS	13,187,295	12,215,235	131,059	139,260	2,667,653	0	687,650	15,840,857	0	458,433	1,416,402
74-0070-000	HUMBOLDT TABLE ROCK STEINAUER	5,924,782	10,004,525	0	56,723	1,595,597	0	256,412	11,913,257	0	170,941	484,076
75-0100-000	ROCK COUNTY PUBLIC SCHOOLS	4,306,044	7,256,529	161,304	30,125	666,041	0	182,128	8,296,127	0	121,419	494,976

Note: Due to missing Federal Poverty data for the 2024/25 school year, model was calculated using 2023/24 numbers.  
S:\State Aid Certification 2025-26\Original Statue\

**2025/26 ORIGINAL STATUTE OF STATE AID  
CALCULATED BY SYSTEM ON JANUARY 30, 2025**

LER : 1.0

SYSTEM COUNTY/DISTRICT NUMBER	DISTRICT NAME	FORMULA NEEDS	YIELD FROM LOCAL EFFORT RATE	NET OPTION FUNDING	INCOME TAX REBATE	OTHER RECEIPTS	COMMUNITY ACHIEVEMENT PLAN AID	FOUNDATION AID INCLUDED IN RESOURCES	TOTAL RESOURCES	EQUALIZATION AID	FOUNDATION AID OUTSIDE OF RESOURCES	TOTAL STATE AID CALCULATED
76-0002-000	CRETE PUBLIC SCHOOLS	29,987,231	15,610,011	0	263,690	4,477,245	0	1,894,409	22,245,355	7,741,876	1,262,939	11,162,914
76-0044-000	DORCHESTER PUBLIC SCHOOL	4,592,566	4,319,478	161,304	27,659	633,460	0	189,892	5,331,793	0	126,594	505,449
76-0068-000	FRIEND PUBLIC SCHOOLS	4,234,707	5,062,390	0	64,418	655,694	0	184,086	5,966,588	0	122,724	371,228
76-0082-000	WILBER-CLATONIA PUBLIC SCHOOLS	9,286,941	8,466,246	272,200	77,297	1,464,317	0	522,929	10,802,989	0	348,620	1,221,046
77-0001-000	BELLEVUE PUBLIC SCHOOLS	117,369,401	49,831,780	5,958,158	1,528,361	22,720,144	33,535	8,170,142	88,242,120	29,127,281	5,446,761	50,264,238
77-0027-000	PAPILLION LA VISTA COMMUNITY SCHOOLS	143,221,285	96,381,412	1,481,978	2,658,105	32,694,907	19,137	10,544,987	143,780,526	0	7,029,991	21,734,198
77-0037-000	GRETNA PUBLIC SCHOOLS	84,099,307	56,188,845	0	1,682,160	17,192,278	6,205	6,103,866	81,173,354	2,925,953	4,069,244	14,787,428
77-0046-000	SPRINGFIELD PLATTEVIEW COMMUNITY SCHOOLS	16,265,280	35,969,147	1,119,045	302,231	5,112,745	1,013	1,067,232	43,571,413	0	711,488	3,201,009
78-0001-000	ASHLAND-GREENWOOD PUBLIC SCHS	16,710,083	14,619,948	0	315,978	2,997,737	0	1,009,528	18,943,191	0	673,019	1,998,525
78-0009-000	YUTAN PUBLIC SCHOOLS	7,822,711	4,794,257	80,652	98,352	1,310,127	0	425,753	6,709,141	1,113,570	283,835	2,002,162
78-0039-000	WAHOO PUBLIC SCHOOLS	15,718,568	14,468,912	0	274,176	3,346,560	0	942,881	19,032,529	0	628,587	1,845,644
78-0072-000	MEAD PUBLIC SCHOOLS	4,944,775	5,435,685	423,422	40,436	639,346	0	212,079	6,750,968	0	141,386	817,323
78-0107-000	CEDAR BLUFFS PUBLIC SCHOOLS	8,257,198	3,904,667	2,117,112	52,704	1,143,727	0	421,109	7,639,319	617,879	280,739	3,489,543
79-0002-000	MINATARE PUBLIC SCHOOLS	3,741,082	614,398	0	22,477	421,919	0	123,206	1,182,000	2,559,082	82,137	2,786,902
79-0011-000	MORRILL PUBLIC SCHOOLS	6,560,523	4,926,790	0	41,234	938,314	0	220,987	6,127,325	433,198	147,325	842,744
79-0016-000	GERING PUBLIC SCHOOLS	22,690,623	10,817,199	0	223,551	3,914,422	0	1,583,986	16,539,158	6,151,465	1,055,991	9,014,993
79-0031-000	MITCHELL PUBLIC SCHOOLS	9,494,149	4,097,407	1,270,267	65,846	1,100,774	0	557,231	7,091,525	2,402,624	371,487	4,667,455
79-0032-000	SCOTTSBLUFF PUBLIC SCHOOLS	45,952,402	19,959,051	1,229,941	418,188	9,474,333	0	2,905,920	33,987,433	11,964,969	1,937,280	18,456,298
80-0005-000	MILFORD PUBLIC SCHOOLS	12,240,016	8,490,808	362,933	136,971	2,021,163	0	696,527	11,708,402	531,614	464,351	2,192,396
80-0009-000	SEWARD PUBLIC SCHOOLS	18,285,100	20,556,391	0	352,904	4,323,624	0	1,255,478	26,488,397	0	836,985	2,445,367
80-0567-000	CENTENNIAL PUBLIC SCHOOLS	8,464,062	17,639,858	0	117,190	1,614,878	0	422,704	19,794,630	0	281,803	821,697
81-0003-000	HAY SPRINGS PUBLIC SCHOOLS	4,078,372	2,264,315	332,689	22,112	399,906	0	171,886	3,190,908	887,464	114,591	1,528,742
81-0010-000	GORDON-RUSHVILLE PUBLIC SCHS	9,698,319	12,158,053	0	63,020	1,340,785	0	437,335	13,999,193	0	291,557	791,912

Note: Due to missing Federal Poverty data for the 2024/25 school year, model was calculated using 2023/24 numbers.  
S:\State Aid Certification 2025-26\Original Statute\

**2025/26 ORIGINAL STATUTE OF STATE AID  
CALCULATED BY SYSTEM ON JANUARY 30, 2025**

LER : 1.0


SYSTEM COUNTY/DISTRICT NUMBER	DISTRICT NAME	FORMULA NEEDS	YIELD FROM LOCAL EFFORT RATE	NET OPTION FUNDING	INCOME TAX REBATE	OTHER RECEIPTS	COMMUNITY ACHIEVEMENT PLAN AID	FOUNDATION AID INCLUDED IN RESOURCES	TOTAL RESOURCES	EQUALIZATION AID	FOUNDATION AID OUTSIDE OF RESOURCES	TOTAL STATE AID CALCULATED
82-0001-000	LOUP CITY PUBLIC SCHOOLS	5,610,668	7,599,717	0	35,616	874,369	0	258,771	8,768,473	0	172,514	466,901
82-0015-000	LITCHFIELD PUBLIC SCHOOLS	3,417,479	3,034,059	70,570	16,933	327,208	0	96,000	3,544,770	0	64,000	247,503
83-0500-000	SIOUX COUNTY PUBLIC SCHOOLS	3,168,599	6,000,373	0	16,148	350,940	0	65,941	6,433,402	0	43,960	126,049
84-0003-000	STANTON COMMUNITY SCHOOLS	7,186,619	7,794,014	0	71,845	1,207,443	0	336,938	9,410,240	0	224,625	633,408
85-0060-000	DESHLER PUBLIC SCHOOLS	5,235,998	6,595,509	40,326	42,723	915,476	0	201,767	7,795,801	0	134,511	419,327
85-0070-000	THAYER CENTRAL COMMUNITY SCHS	7,486,502	10,785,129	0	75,458	1,085,466	0	362,649	12,308,702	0	241,766	679,873
85-2001-000	BRUNING-DAVENPORT UNIFIED SYS	4,146,888	10,496,252	0	61,192	764,614	0	152,275	11,474,333	0	101,517	314,984
86-0001-000	THEDFORD PUBLIC SCHOOLS	3,209,801	4,092,804	50,407	17,600	279,680	0	93,099	4,533,590	0	62,066	223,172
87-0001-000	PENDER PUBLIC SCHOOLS	7,601,544	7,229,091	554,482	73,002	1,226,854	0	370,174	9,453,603	0	246,783	1,244,441
87-0013-000	WALTHILL PUBLIC SCHOOLS	6,307,122	2,209,894	0	17,305	1,291,279	0	252,905	3,771,383	2,535,739	168,604	2,974,553
87-0016-000	UMO N HO N NATION PUBLIC SCHS	9,131,947	245,250	0	1,337	1,661,246	0	489,772	2,397,605	6,734,342	326,514	7,551,965
87-0017-000	WINNEBAGO PUBLIC SCHOOLS DISTRICT 17	11,987,510	1,409,567	0	4,709	3,428,705	0	509,029	5,352,010	6,635,500	339,353	7,488,591
88-0005-000	ORD PUBLIC SCHOOLS	8,210,359	9,943,817	151,222	77,910	1,345,508	0	450,529	11,968,986	0	300,352	980,013
88-0021-000	ARCADIA PUBLIC SCHOOLS	3,579,954	1,959,413	272,200	15,126	354,440	0	113,624	2,714,803	865,151	75,749	1,341,850
89-0001-000	BLAIR COMMUNITY SCHOOLS	24,805,674	28,881,133	0	644,429	5,606,138	0	1,847,143	36,978,843	0	1,231,429	3,723,001
89-0003-000	FORT CALHOUN COMMUNITY SCHS	12,297,225	6,855,733	2,832,897	170,102	1,676,498	0	724,196	12,259,426	37,799	482,797	4,247,791
89-0024-000	ARLINGTON PUBLIC SCHOOLS	10,765,282	9,474,608	1,048,474	133,675	1,766,840	0	611,831	13,035,428	0	407,887	2,201,867
90-0017-000	WAYNE COMMUNITY SCHOOLS	14,256,080	13,366,053	231,874	177,556	2,635,469	0	886,374	17,297,326	0	590,916	1,886,720

Note: Due to missing Federal Poverty data for the 2024/25 school year, model was calculated using 2023/24 numbers.  
S:\State Aid Certification 2025-26\Original Statue\

**2025/26 ORIGINAL STATUTE OF STATE AID  
CALCULATED BY SYSTEM ON JANUARY 30, 2025**

LER : 1.0

SYSTEM COUNTY/ DISTRICT NUMBER	DISTRICT NAME	FORMULA NEEDS	YIELD FROM LOCAL EFFORT RATE	NET OPTION FUNDING	INCOME TAX REBATE	OTHER RECEIPTS	COMMUNITY ACHIEVEMENT PLAN AID	FOUNDATION AID INCLUDED IN RESOURCES	TOTAL RESOURCES	EQUALIZATION AID	FOUNDATION AID OUTSIDE OF RESOURCES	TOTAL STATE AID CALCULATED
90-0560-000	WAKEFIELD PUBLIC SCHOOLS	9,110,580	6,906,159	0	46,462	1,200,571	0	490,149	8,643,341	467,239	326,766	1,330,616
90-0595-000	WINSIDE PUBLIC SCHOOLS	4,899,145	5,954,138	554,482	30,787	1,188,886	0	208,364	7,936,657	0	138,910	932,543
91-0002-000	RED CLOUD COMMUNITY SCHOOLS	5,070,073	4,728,758	312,526	34,295	710,683	0	230,658	6,016,920	0	153,772	731,251
91-0074-000	BLUE HILL COMMUNITY SCHOOLS	5,732,347	4,521,811	625,052	42,889	1,068,624	0	252,122	6,510,498	0	168,082	1,088,145
92-0045-000	WHEELER CENTRAL SCHOOLS	3,441,105	7,234,465	0	14,733	328,489	0	109,233	7,686,920	0	72,822	196,788
93-0012-000	YORK PUBLIC SCHOOLS	20,002,171	14,390,180	604,889	291,246	4,483,876	0	1,288,608	21,058,799	0	859,072	3,043,815
93-0083-000	MC COOL JUNCTION PUBLIC SCHS	5,128,553	4,194,094	786,356	35,480	841,489	0	221,843	6,079,262	0	147,895	1,191,574
93-0096-000	HEARTLAND COMMUNITY SCHOOLS	5,879,568	9,776,784	0	87,581	1,225,426	0	262,274	11,352,065	0	174,850	524,705
STATEWIDE TOTALS		4,643,390,132	3,501,208,382	121,623,034	65,722,910	854,061,463	8,094,763	282,443,803	4,833,154,355	526,250,447	188,295,866	1,192,430,823



Ravenna Public Schools  
Fund Balance Report  
January 31st, 2025

**Special Building**

Last month ending balance	\$	212,920.97
Buffalo Co Taxes	\$	92,388.14
Sherman Co Taxes	\$	39,935.12
Settlement Checks	\$	-
Interest	\$	270.17
Check(s)	\$	(37,900.00)
Bank Statement Balance	\$	<b>307,614.40</b>
Outstanding Checks		<b>\$0.00</b>
Flex 9 mo. CD 043	\$	505,000.00
Interest	\$	10,055.07
Flex 13 mo. CD 425	\$	507,182.74
Interest	\$	34,240.76
Flex 13 mo CD 3374	\$	500,000.00
Interest	\$	19,002.89
Total	\$	<b>1,883,095.86</b>

**Depreciation Fund**

Last month ending balance	\$	189,670.69
Interest	\$	24.16
NASB-Alicap	\$	-
Transfer	\$	-
Withdrawal to CD	\$	-
Bank Statement Balance	\$	<b>189,694.85</b>
5 Month Spec. CD 428	\$	400,000.00
Interest	\$	4,896.55
Total	\$	594,591.40

**Employee Benefit Fund**

Last month ending balance	\$	13,943.58
Deposit for Employee Benefits	\$	-
Interest	\$	1.78
Withdrawal to CD	\$	-
Bank Statement Balance	\$	<b>13,945.36</b>
Flex 9 mo. CD 094	\$	2,280.04
Interest	\$	3,366.41
x3372 13 mo CD	\$	97,719.96
Interest	\$	3,713.92
5 Month Spec. CD 427	\$	100,000.00
Interest	\$	1,224.14
Total	\$	<b>222,249.83</b>

**Qualified Cap**

Last month ending balance	\$	1.73
Buffalo Co Taxes	\$	19,449.15
Sherm Co Taxes	\$	8,351.24
US Treas.		
Interest	\$	-
check(s) Transfer to GF	\$	-
Bank Statement Balance	\$	<b>27,802.12</b>

PO Number	Invoice Number	Vendor Name	Invoice Date	Amount
Account Number		Detail Description		Amount
Checking Account ID	01	Fund Number 01	General	
	189067	A Parts Warehouse	01/24/2025	815.67
01 2710 610 000 000		Tires And Parts		815.67
Total	A Parts Warehouse			815.67
	38101	ACCESS ELEVATOR INC	01/24/2025	489.00
01 2620 431 001 000		Con/ser Repair Secon		489.00
Total	ACCESS ELEVATOR INC			489.00
	13961	Axmann Heating and Air	01/10/2025	842.84
01 2620 431 001 000		Con/ser Repair Secon		842.84
	13989	Axmann Heating and Air	01/16/2025	932.61
01 2620 431 001 000		Con/ser Repair Secon		932.61
Total	Axmann Heating and Air			1,775.45
	Beyer.Feb25	Beyer, Thomas	02/05/2025	5,520.00
01 2151 340 002 000		OTHER PROF. SERVICES		5,520.00
Total	Beyer, Thomas			5,520.00
	4905153979. Jan25	BLACK HILLS ENERGY	01/21/2025	218.17
01 2610 621 001 000		Fuel Secon		109.09
01 2610 621 002 000		Fuel Elem		109.08
	8985166782. Jan25	BLACK HILLS ENERGY	01/21/2025	7,571.77
01 2610 621 001 000		Fuel Secon		3,785.89
01 2610 621 002 000		Fuel Elem		3,785.88
Total	BLACK HILLS ENERGY			7,789.94
	176215601010125	CHARTER COMMUNICATIONS	01/01/2025	22.43
01 1100 382 000 000		INTERNET SERVICES		22.43
Total	CHARTER COMMUNICATIONS			22.43
	357.Jan25	CITY OF RAVENNA	02/01/2025	703.47
01 2610 410 001 000		Water Sewer Secon		351.74
01 2610 410 002 000		Water Sewer Elem		351.73
	760.Jan25	CITY OF RAVENNA	02/01/2025	75.75
01 2610 410 001 000		Water Sewer Secon		37.88
01 2610 410 002 000		Water Sewer Elem		37.87
Total	CITY OF RAVENNA			779.22
	0333962-IN	CTL Corporation	01/29/2025	235.60
01 1100 734 001 000		Comp Equip Secon		235.60
Total	CTL Corporation			235.60
	T4-241240562	Cummins Sales and Service	12/30/2024	2,762.56
01 2730 431 000 000		REPAIRS & MAINT.		2,762.56
Total	Cummins Sales and Service			2,762.56
	1462350	DAS State Accounting - Central Finance	01/14/2025	292.87
01 1100 382 000 000		INTERNET SERVICES		292.87
Total	DAS State Accounting - Central Finance			292.87

PO Number	Invoice Number	Vendor Name	Invoice Date	Amount
Account Number		Detail Description		Amount
	2425-573	Deines, Cheryl	01/28/2025	35.31
01 2710 890 000 000		Other Exp		35.31
Total	Deines, Cheryl			35.31
	1001354179	DOLLAR GENERAL REGIONS 410526	12/26/2024	28.70
01 2120 610 001 000		Supplies Secon		28.70
Total	DOLLAR GENERAL REGIONS 410526			28.70
	DOTJan.25	Douglas, Richard	01/09/2025	70.00
01 2710 340 000 000		Purch Ser(physicals)		70.00
Total	Douglas, Richard			70.00
	INV619502	EAKES OFFICE PLUS	02/10/2025	1,495.46
01 1100 610 001 000		Gen Supplies Secon		747.73
01 1100 610 002 000		Gen Supplies Elem		747.73
Total	EAKES OFFICE PLUS			1,495.46
	180300.Jan25	ESU #10	02/01/2025	29,238.85
01 1200 330 001 000		Contracted Services		40.00
01 2152 591 002 607		AUDIOLOGY SPED 3-5		14.12
01 2153 591 002 607		AUDIOLOGY SPED 0-2		14.12
01 2151 591 001 607		Audiology Secon		56.49
01 2151 591 002 607		Audiology Elem		56.49
01 2151 591 001 604		ESU SERVICES-Deaf Ed Sec.		556.44
01 2151 591 002 604		Deaf Ed Sped Elem.		556.44
01 2140 591 001 000		ESU SERVICES-LMHP		1,500.00
01 2140 591 002 000		ESU SERVICES-LMHP Elem		1,500.00
01 2142 591 002 606		PSYCH SERVICES SPED 3-5		567.29
01 2143 591 002 606		PSYC SERVICES SPED 0-2		567.29
01 2141 591 001 606		SCHOOL PSYCH		2,269.17
01 2141 591 002 606		Diagnostic Testing (School Psych)		2,269.17
01 1291 591 002 603		PRE SPED Supervision (3-5)		264.83
01 1292 591 002 603		Pre Sped Services (0-2)		264.83
01 1200 591 001 000		SPED SUPERVISION SEC.		1,231.12
01 1200 591 002 000		SPED SUPERVISION ELEM.		1,231.12
01 2152 591 002 602		PRE SCHL SPEECH (3-5)		1,216.79
01 2153 591 002 602		SPEECH (0-2)		1,216.79
01 2151 591 001 602		Speech Therapy		3,547.66
01 2151 591 002 602		Speech Therapy Elem		9,821.25
01 2181 591 001 605		Vision		331.75
01 1200 591 000 608		Vocational		145.69
Total	ESU #10			29,238.85
	25032	ESU #9	01/31/2025	270.00
01 2151 591 002 604		Deaf Ed Sped Elem.		270.00
Total	ESU #9			270.00
	3537	Family Physical Therapy & Sports Center P.C.	01/13/2025	3,989.50
01 2173 320 002 000		PT Sped Services 0-2		258.50
01 2172 320 002 000		PT Sped Services 3-5		142.50
01 2171 320 002 000		PT Sped Services Elem		598.50
01 2171 320 001 000		PT Sped Services Sec.		256.50
01 2161 320 001 000		PROFESSIONAL ED SERVICES		168.75
01 2161 320 002 000		PROFESSIONAL ED SERVICES		131.25

PO Number	Invoice Number	Vendor Name	Invoice Date	Amount
Account Number		Detail Description		Amount
01 2163 320 002 000		OT Sped Services 0-2		461.00
01 2162 320 002 000		OT Services SPED 3-5		384.75
01 2161 320 002 000		PROFESSIONAL ED SERVICES		741.00
01 2161 320 001 000		PROFESSIONAL ED SERVICES		584.25
01 2151 320 001 000		Speech Therapy Services		262.50
Total		Family Physical Therapy & Sports Center P.C.		3,989.50
	837326.Jan25	FARMERS CO-OPERATIVE ASSOC	01/25/2025	3,337.26
01 2710 626 000 000		Gas And Oil		3,337.26
Total		FARMERS CO-OPERATIVE ASSOC		3,337.26
	CINV-00012828	Father Flanagan's Boys Home	01/31/2025	3,640.00
01 1200 569 001 000		TUITION-OTHER		3,640.00
Total		Father Flanagan's Boys Home		3,640.00
	267492	FIRST CARE MEDICAL, P.C. OF KEARNEY	01/21/2025	185.00
01 2710 340 000 000		Purch Ser(physicals)		185.00
Total		FIRST CARE MEDICAL, P.C. OF KEARNEY		185.00
	11012932	Hamilton	02/01/2025	40.63
01 2510 382 001 000		Telephone Secon		20.32
01 2510 382 002 000		Telehone Elem		20.31
	11013495	Hamilton	02/01/2025	90.26
01 2510 382 001 000		Telephone Secon		45.13
01 2510 382 002 000		Telehone Elem		45.13
	11016754	Hamilton	02/01/2025	282.02
01 2510 382 001 000		Telephone Secon		141.01
01 2510 382 002 000		Telehone Elem		141.01
Total		Hamilton		412.91
	845863414	HD Supply Formerly Home Depot Pro	01/17/2025	541.08
01 2610 610 001 000		Supplies Secon		270.54
01 2610 610 002 000		Supplies Elem		270.54
	845863422	HD Supply Formerly Home Depot Pro	01/17/2025	67.50
01 2610 610 001 000		Supplies Secon		33.75
01 2610 610 002 000		Supplies Elem		33.75
	845863430	HD Supply Formerly Home Depot Pro	01/17/2025	41.09
01 2610 610 001 000		Supplies Secon		20.55
01 2610 610 002 000		Supplies Elem		20.54
	846067684	HD Supply Formerly Home Depot Pro	01/20/2025	14.10
01 2610 610 001 000		Supplies Secon		7.05
01 2610 610 002 000		Supplies Elem		7.05
	847452158	HD Supply Formerly Home Depot Pro	01/28/2025	130.55
01 2610 610 001 000		Supplies Secon		65.28
01 2610 610 002 000		Supplies Elem		65.27
	847452166	HD Supply Formerly Home Depot Pro	01/28/2025	7.44
01 2610 610 001 000		Supplies Secon		3.72
01 2610 610 002 000		Supplies Elem		3.72
Total		HD Supply Formerly Home Depot Pro		801.76
	12800282.Feb25	Hometown Leasing	02/01/2025	765.95
01 1100 443 001 000		LEASED EQUIP		765.95
Total		Hometown Leasing		765.95

PO Number	Invoice Number	Vendor Name	Invoice Date	Amount
Account Number		Detail Description		Amount
	641184	Integrated Life Choices	12/31/2024	1,680.00
01 2712 519 001 000		Contracted Transpor		1,680.00
	641185	Integrated Life Choices	12/31/2024	5,328.65
01 1200 569 001 000		TUITION-OTHER		5,328.65
	641186	Integrated Life Choices	12/31/2024	1,471.02
01 1200 569 001 000		TUITION-OTHER		1,471.02
Total	Integrated Life Choices			8,479.67
	367230260	J. W. PEPPER & SON INC.	01/30/2025	308.98
01 1100 610 001 018		Music Materials		308.98
	367235511	J. W. PEPPER & SON INC.	01/31/2025	55.00
01 1100 610 001 018		Music Materials		55.00
	367255679	J. W. PEPPER & SON INC.	02/05/2025	413.00
01 1100 610 001 018		Music Materials		413.00
Total	J. W. PEPPER & SON INC.			776.98
	2052	LARSEN ELECTRIC INC	01/26/2025	805.00
01 2620 431 001 000		Con/ser Repair Secon		805.00
Total	LARSEN ELECTRIC INC			805.00
	18403	LifeGuard MD, Inc.	01/22/2025	199.00
01 2130 610 000 000		Health Supplies		199.00
Total	LifeGuard MD, Inc.			199.00
	17111	LOUP RIVER PUMP CO	01/07/2025	2,541.03
01 2620 431 001 000		Con/ser Repair Secon		713.30
01 2620 431 002 000		Cont/ser Repair Elem		1,827.73
Total	LOUP RIVER PUMP CO			2,541.03
	2425-606	LUNCH FUND	02/04/2025	68.25
01 1100 890 002 000		Other Misc Exp Elem		68.25
Total	LUNCH FUND			68.25
	0030890699	Matheson Tri Gas INC	01/17/2025	33.04
01 1100 610 001 025		Instr Materials		33.04
Total	Matheson Tri Gas INC			33.04
	7771	MC AUTOMOTIVE	12/28/2024	3,916.98
01 2730 431 000 000		REPAIRS & MAINT.		3,916.98
Total	MC AUTOMOTIVE			3,916.98
	0839699-IN	MID-AMERICAN RESEARCH	01/29/2025	1,049.23
01 2610 610 001 000		Supplies Secon		524.62
01 2610 610 002 000		Supplies Elem		524.61
Total	MID-AMERICAN RESEARCH			1,049.23
	300014276	National Business Education Association	01/31/2025	149.00
01 1100 810 001 026		FEES		149.00
Total	National Business Education Association			149.00
	52744.Jan25	NE PUBLIC POWER DISTRICT	01/30/2025	133.65
01 2610 621 001 000		Fuel Secon		66.83
01 2610 621 002 000		Fuel Elem		66.82

PO Number	Invoice Number	Vendor Name	Invoice Date	Amount
Account Number		Detail Description		Amount
	52749.Jan25	NE PUBLIC POWER DISTRICT	01/30/2025	47.37
01 2610 621 001 000		Fuel Secon		23.69
01 2610 621 002 000		Fuel Elem		23.68
	52754.Jan25	NE PUBLIC POWER DISTRICT	01/30/2025	31.58
01 2610 621 001 000		Fuel Secon		15.79
01 2610 621 002 000		Fuel Elem		15.79
	52759.Jan25	NE PUBLIC POWER DISTRICT	01/30/2025	4,012.61
01 2610 621 001 000		Fuel Secon		2,006.31
01 2610 621 002 000		Fuel Elem		2,006.30
	52765.Jan25	NE PUBLIC POWER DISTRICT	01/30/2025	67.22
01 2610 621 001 000		Fuel Secon		33.61
01 2610 621 002 000		Fuel Elem		33.61
Total	NE PUBLIC POWER DISTRICT			4,292.43
	dues.2025	NEBR ASSOC OF SCHOOL BOARDS	01/29/2025	4,461.00
01 2310 810 000 000		Dues And Fees		4,461.00
Total	NEBR ASSOC OF SCHOOL BOARDS			4,461.00
	25. Stockmarketgame R	Nebraska Council on Economic Education	01/25/2025	200.00
01 1100 810 001 026		FEES		200.00
Total	Nebraska Council on Economic Education			200.00
	TEllis.2425	Omaha Benson High School	01/31/2025	25.00
01 1100 810 001 026		FEES		25.00
Total	Omaha Benson High School			25.00
	2022172052	ONE SOURCE	01/01/2025	62.00
01 2310 340 000 000		SERVICES		62.00
Total	ONE SOURCE			62.00
	153711	PRAIRIE HILLS WIRELESS, LLC	02/01/2025	60.00
01 1100 382 000 000		INTERNET SERVICES		60.00
Total	PRAIRIE HILLS WIRELESS, LLC			60.00
	77639	Rapid Fire Protection Inc.	09/20/2024	275.00
01 2620 431 001 000		Con/ser Repair Secon		137.50
01 2620 431 002 000		Cont/ser Repair Elem		137.50
Total	Rapid Fire Protection Inc.			275.00
	trash.Feb25	RAVENNA SANITATION	01/31/2025	891.00
01 2620 420 001 000		CLEANING SERVICES/TRASH		445.50
01 2620 420 002 000		CLEANING SERVICES/TRASH		445.50
Total	RAVENNA SANITATION			891.00
	ADMiles.Jan25	Schirmer, Anthony	02/01/2025	296.80
01 2212 580 001 000		Travel Secon		296.80
Total	Schirmer, Anthony			296.80
	21109544	Soliant	01/12/2025	2,528.00
01 2151 340 001 000		OTHER PROF. SERVICES		2,528.00
	21114360	Soliant	01/19/2025	2,686.00
01 2151 340 001 000		OTHER PROF. SERVICES		2,686.00

PO Number	Invoice Number	Vendor Name	Invoice Date	Amount
Account Number		Detail Description		
	21120524	Soliant	01/26/2025	2,449.00
01 2151 340 001 000		OTHER PROF. SERVICES		2,449.00
Total Soliant				7,663.00
	13844	Sport Safe Testing Service, Inc.	12/18/2024	360.00
01 2190 340 001 000		Testing		360.00
Total Sport Safe Testing Service, Inc.				360.00
	Safetybox567.2025	TOWN & COUNTRY BANK	01/12/2025	12.00
01 2310 810 000 000		Dues And Fees		12.00
Total TOWN & COUNTRY BANK				12.00
	USBank.Feb25	U.S. Bank	01/27/2025	1,652.35
01 2510 531 000 000		POSTAGE		20.30
01 1200 810 001 000		Registration Secondary		10.82
01 1100 735 001 000		Comp Software Secon		68.00
01 2130 610 000 000		Health Supplies		94.25
01 3535 610 000 000		High Abilt Learn Supplies		731.30
01 1200 735 002 000		Comp Software Elem		3.80
01 3535 610 000 000		High Abilt Learn Supplies		173.64
01 2710 626 000 000		Gas And Oil		108.10
01 1200 610 001 000		Gen Supplies		89.88
01 1200 610 001 000		Gen Supplies		(105.94)
01 3551 610 001 000		CTE GENERAL SUPPLIES		399.00
01 2620 610 001 000		GENERAL SUPPLIES		59.20
Total U.S. Bank				1,652.35
	496008020412	Verizon Business	01/01/2025	34.63
01 2510 382 001 000		Telephone Secon		17.32
01 2510 382 002 000		Telehone Elem		17.31
Total Verizon Business				34.63
	6104523729	VERIZON WIRELESS	02/01/2025	367.22
01 2510 382 001 000		Telephone Secon		183.61
01 2510 382 002 000		Telehone Elem		183.61
Total VERIZON WIRELESS				367.22
	10220940-00	VOSS LIGHTING	01/21/2025	475.80
01 2620 610 001 000		GENERAL SUPPLIES		237.90
01 2620 610 002 000		GENERAL SUPPLIES		237.90
Total VOSS LIGHTING				475.80
	EAP.3rdqrt2025	WHOLENESS HEALING EAP	02/01/2025	800.00
01 2310 810 000 000		Dues And Fees		800.00
Total WHOLENESS HEALING EAP				800.00
	2501-109002	WILKE'S TRUE VALUE	01/08/2025	10.93
01 2620 610 001 000		GENERAL SUPPLIES		10.93
	2501-109094	WILKE'S TRUE VALUE	01/09/2025	30.36
01 2620 610 001 000		GENERAL SUPPLIES		15.18
01 2620 610 002 000		GENERAL SUPPLIES		15.18
	2501-109553	WILKE'S TRUE VALUE	01/14/2025	53.18
01 3535 610 000 000		High Abilt Learn Supplies		53.18

PO Number	Invoice Number	Vendor Name	Invoice Date	Amount
Account Number		Detail Description		Amount
	2501-109827	WILKE'S TRUE VALUE	01/18/2025	12.33
01 3535 610 000 000		High Abilt Learn Supplies		12.33
	2501-110191	WILKE'S TRUE VALUE	01/23/2025	30.00
01 2620 610 001 000		GENERAL SUPPLIES		30.00
	2501-110538	WILKE'S TRUE VALUE	01/28/2025	11.39
01 2710 610 000 000		Tires And Parts		11.39
	2501.109491	WILKE'S TRUE VALUE	01/14/2025	21.35
01 2620 610 002 000		GENERAL SUPPLIES		21.35
Total	WILKE'S TRUE VALUE			<u>169.54</u>
	723755	YANDA'S MUSIC	10/02/2025	460.00
01 1100 610 001 000		Gen Supplies Secon		460.00
Total	YANDA'S MUSIC			<u>460.00</u>
Fund Number	01			<u>105,329.39</u>
Checking Account ID	01			<u>105,329.39</u>

Expenditure Report by Op. Unit/Function

Account Number	Account Description	Revised Budget	During Month	Expenditures to Date	% of Budget	Balance at EOM	Encumbrances	Unencumbered Balance
01	General							
01 1100 111 001 000	SALARIES TEACHERS SECONDARY	923,742.00	73,720.89	451,199.69	48.84	472,542.31	0.00	472,542.31
01 1100 111 002 000	SALARIES TEACHERS ELEM.	971,972.00	74,641.76	441,779.16	45.45	530,192.84	0.00	530,192.84
01 1100 112 001 000	AIDES/COACHES	5,000.00	0.00	0.00	0.00	5,000.00	0.00	5,000.00
01 1100 120 001 000	SUBSTITUTE OR TEMPORARY SALARIES	3,000.00	0.00	0.00	0.00	3,000.00	0.00	3,000.00
01 1100 123 001 000	Sub Salaries Secon	25,000.00	5,499.56	26,759.66	107.04	(1,759.66)	0.00	(1,759.66)
01 1100 123 002 000	Sub Salaries Elem	20,000.00	2,455.00	18,269.56	91.35	1,730.44	0.00	1,730.44
01 1100 150 001 000	ADDITIONAL COMP. NON INSTRUCTIONAL STAFF	0.00	1,481.25	10,104.75	0.00	(10,104.75)	0.00	(10,104.75)
01 1100 151 001 000	ADDITIONAL COMP. TEACHERS/PROF. STAFF	130,000.00	10,268.57	64,126.92	49.33	65,873.08	0.00	65,873.08
01 1100 151 002 000	ADDITIONAL COMP. TEACHERS/PROF. STAFF	40,000.00	3,925.00	23,766.00	59.42	16,234.00	0.00	16,234.00
01 1100 152 001 000	ADDITIONAL COMP. AIDES	5,000.00	612.50	1,855.50	37.11	3,144.50	0.00	3,144.50
01 1100 210 001 000	GROUP INSURANCE-NON INSTRUCTIONAL	0.00	148.81	810.10	0.00	(810.10)	0.00	(810.10)
01 1100 211 001 000	Health Ins Secon	407,103.00	29,325.34	177,951.42	43.71	229,151.58	0.00	229,151.58
01 1100 211 002 000	Health Ins Elem	428,318.00	30,581.61	180,369.60	42.11	247,948.40	0.00	247,948.40
01 1100 212 001 000	GROUP INSURANCE-AIDES	25.00	0.00	0.06	0.24	24.94	0.00	24.94
01 1100 213 001 000	GROUP INS.-SUBS	1,000.00	403.65	445.19	44.52	554.81	0.00	554.81
01 1100 213 002 000	GROUP INS.-SUBS	7,500.00	156.99	330.77	4.41	7,169.23	0.00	7,169.23
01 1100 220 001 000	FICA-NON INSTRUCTIONAL	250.00	110.46	757.29	302.92	(507.29)	0.00	(507.29)
01 1100 221 001 000	Fica Secon	75,000.00	6,174.51	39,571.63	52.76	35,428.37	0.00	35,428.37
01 1100 221 002 000	Fica Elem	78,000.00	5,659.28	33,576.40	43.05	44,423.60	0.00	44,423.60
01 1100 222 001 000	FICA-COACHES/AIDES	1,000.00	46.86	141.97	14.20	858.03	0.00	858.03
01 1100 223 001 000	FICA-SUB SUBS	2,000.00	409.93	2,035.63	101.78	(35.63)	0.00	(35.63)
01 1100 223 002 000	FICA-SUB SUBS	2,000.00	183.65	1,389.12	69.46	610.88	0.00	610.88
01 1100 230 001 000	RETIREMENT- NON INSTRUCTIONAL	0.00	146.32	735.30	0.00	(735.30)	0.00	(735.30)
01 1100 231 001 000	RETIREMENT TEACHERS/ADMINS	95,000.00	8,296.29	50,751.95	53.42	44,248.05	0.00	44,248.05
01 1100 231 002 000	RETIREMENT TEACHERS/ADMIN	100,000.00	7,760.67	45,985.63	45.99	54,014.37	0.00	54,014.37
01 1100 232 001 000	RETIREMENT-COACHES/AIDES	400.00	0.00	1.78	0.45	398.22	0.00	398.22
01 1100 233 001 000	RETIREMENT-SUBS	200.00	189.17	1,271.49	635.75	(1,071.49)	0.00	(1,071.49)
01 1100 233 002 000	RETIREMENT-SUBS	200.00	59.28	817.99	409.00	(617.99)	0.00	(617.99)
01 1100 280 001 000	NON INSTRUCTIONAL HSA	0.00	26.85	146.69	0.00	(146.69)	0.00	(146.69)
01 1100 281 001 000	CASH IN LIEU/HSA	20,000.00	2,139.82	10,191.31	50.96	9,808.69	0.00	9,808.69
01 1100 281 002 000	CASH IN LIEU/HSA	25,000.00	2,722.91	15,644.94	62.58	9,355.06	0.00	9,355.06
01 1100 283 001 000	UNEMPLOYMENT COMP OR INS	100.00	71.14	75.97	75.97	24.03	0.00	24.03
01 1100 283 002 000	UNEMPLOYMENT COMP OR INS	100.00	27.72	56.92	56.92	43.08	0.00	43.08
01 1100 330 001 000	ASSEMBLIES	5,000.00	0.00	0.00	0.00	5,000.00	0.00	5,000.00
01 1100 330 002 000	ASSEMBLIES	5,000.00	0.00	0.00	0.00	5,000.00	0.00	5,000.00
01 1100 334 000 000	Mileage for Psyche Services	2,500.00	0.00	0.00	0.00	2,500.00	0.00	2,500.00
01 1100 382 000 000	INTERNET SERVICES	7,500.00	375.30	3,730.84	49.74	3,769.16	0.00	3,769.16
01 1100 382 001 000	Distance Education	0.00	0.00	0.00	0.00	0.00	0.00	0.00
01 1100 431 001 000	REPAIRS & MAINTENANCE - Contracted	0.00	0.00	0.00	0.00	0.00	0.00	0.00
01 1100 431 002 000	REPAIRS & MAINTENANCE - Contracted	0.00	0.00	0.00	0.00	0.00	0.00	0.00
01 1100 443 001 000	LEASED EQUIP	10,000.00	765.95	5,361.65	53.62	4,638.35	0.00	4,638.35
01 1100 443 002 000	LEASED EQUIP	2,500.00	0.00	0.00	0.00	2,500.00	0.00	2,500.00
01 1100 580 001 000	Travel Secon	5,000.00	0.00	855.19	17.10	4,144.81	0.00	4,144.81
01 1100 580 002 000	Travel Elem	2,000.00	0.00	938.00	46.90	1,062.00	0.00	1,062.00
01 1100 591 001 000	ESU SERVICES-LMHP	30,000.00	0.00	0.00	0.00	30,000.00	0.00	30,000.00
01 1100 610 001 000	Gen Supplies Secon	15,000.00	1,207.73	2,946.05	19.64	12,053.95	0.00	12,053.95
01 1100 610 002 000	Gen Supplies Elem	15,000.00	747.73	1,171.31	7.81	13,828.69	0.00	13,828.69
01 1100 640 001 000	Textbooks Secon	30,000.00	0.00	(678.00)	(2.26)	30,678.00	0.00	30,678.00

**Expenditure Report by Op. Unit/Function**

Account Number	Account Description	Revised Budget	During Month	Expenditures to Date	% of Budget	Balance at EOM	Encumbrances	Unencumbered Balance
01 1100 640 002 000	Textbooks Elem	30,000.00	0.00	1,210.42	4.03	28,789.58	0.00	28,789.58
01 1100 733 001 000	Equipment Secon	10,000.00	0.00	0.00	0.00	10,000.00	0.00	10,000.00
01 1100 733 002 000	Equipment Elem	7,500.00	0.00	0.00	0.00	7,500.00	0.00	7,500.00
01 1100 734 001 000	Comp Equip Secon	40,000.00	235.60	235.60	0.59	39,764.40	0.00	39,764.40
01 1100 734 002 000	Comp Equip Elem	20,000.00	0.00	0.00	0.00	20,000.00	0.00	20,000.00
01 1100 735 001 000	Comp Software Secon	30,000.00	68.00	16,137.39	53.79	13,862.61	0.00	13,862.61
01 1100 735 002 000	Comp Software Elem	15,000.00	0.00	9,614.86	64.10	5,385.14	0.00	5,385.14
01 1100 810 001 000	FEES	2,500.00	0.00	418.40	16.74	2,081.60	0.00	2,081.60
01 1100 810 002 000	FEES	1,000.00	0.00	320.00	32.00	680.00	0.00	680.00
01 1100 890 001 000	Other Misc Exp Secon	3,000.00	0.00	936.93	31.23	2,063.07	0.00	2,063.07
01 1100 890 002 000	Other Misc Exp Elem	1,000.00	68.25	425.76	42.58	574.24	0.00	574.24
1100 SALARIES		3,656,410.00	270,714.35	1,644,544.79	44.98	2,011,865.21	0.00	2,011,865.21
01 1160 111 002 000	SALARIES TEACHERS POVERTY	67,000.00	0.00	5,687.50	8.49	61,312.50	0.00	61,312.50
01 1160 211 002 000	Poverty Program Health Ins	21,000.00	0.00	1,731.60	8.25	19,268.40	0.00	19,268.40
01 1160 221 002 000	Poverty Program FICA	5,000.00	0.00	403.36	8.07	4,596.64	0.00	4,596.64
01 1160 231 002 000	Poverty Program Retire	7,000.00	0.00	561.80	8.03	6,438.20	0.00	6,438.20
01 1160 281 002 000	TEACHERS/PRINCIPALS HSA	0.00	0.00	314.57	0.00	(314.57)	0.00	(314.57)
1160 POVERTY		100,000.00	0.00	8,698.83	8.70	91,301.17	0.00	91,301.17
01 1190 111 002 000	SALARIES TEACHERS PRE K	26,000.00	2,015.62	12,093.72	46.51	13,906.28	0.00	13,906.28
01 1190 112 002 000	PreK Para	35,000.00	1,346.70	7,187.73	20.54	27,812.27	0.00	27,812.27
01 1190 122 002 000	Sub Paras Salary	0.00	0.00	225.15	0.00	(225.15)	0.00	(225.15)
01 1190 123 002 000	PreK Subs	2,000.00	0.00	700.00	35.00	1,300.00	0.00	1,300.00
01 1190 211 002 000	PreK Health	27,000.00	1,172.61	7,030.45	26.04	19,969.55	0.00	19,969.55
01 1190 212 002 000	GROUP INSURANCE-AIDES	10,000.00	0.00	9.57	0.10	9,990.43	0.00	9,990.43
01 1190 221 002 000	PreK Fica	5,000.00	151.05	906.31	18.13	4,093.69	0.00	4,093.69
01 1190 222 002 000	FICA-AIDES	2,500.00	103.03	567.07	22.68	1,932.93	0.00	1,932.93
01 1190 223 002 000	FICA-SUB SUBS	300.00	0.00	53.53	17.84	246.47	0.00	246.47
01 1190 231 002 000	PreK Retire	2,500.00	199.10	1,194.60	47.78	1,305.40	0.00	1,305.40
01 1190 232 002 000	RETIREMENT AIDES	4,000.00	0.00	554.78	13.87	3,445.22	0.00	3,445.22
01 1190 233 002 000	RETIREMENT-SUBS	250.00	0.00	55.32	22.13	194.68	0.00	194.68
01 1190 610 002 000	PreK Supplies	500.00	0.00	0.00	0.00	500.00	0.00	500.00
01 1190 890 002 000	PreK Misc Exp	500.00	0.00	0.00	0.00	500.00	0.00	500.00
1190 PREK		115,550.00	4,988.11	30,578.23	26.46	84,971.77	0.00	84,971.77
01 1200 111 001 000	SPED teachers	210,000.00	14,125.00	86,714.31	41.29	123,285.69	0.00	123,285.69
01 1200 111 002 000	SALARIES TEACHERS SPED ELEM.	225,000.00	18,859.38	113,156.28	50.29	111,843.72	0.00	111,843.72
01 1200 112 001 000	SPED Paras	160,000.00	14,770.93	93,829.91	58.64	66,170.09	0.00	66,170.09
01 1200 112 002 000	Aide Elem	140,000.00	6,801.65	64,312.59	45.94	75,687.41	0.00	75,687.41
01 1200 116 001 000	Nurse Sp Ed Services	750.00	0.00	0.00	0.00	750.00	0.00	750.00
01 1200 116 002 000	Nurse Sp Ed Services	250.00	0.00	0.00	0.00	250.00	0.00	250.00
01 1200 122 001 000	Sub Paras Salary	1,500.00	0.00	1,172.70	78.18	327.30	0.00	327.30
01 1200 123 001 000	Sub Secon	5,000.00	0.00	240.00	4.80	4,760.00	0.00	4,760.00
01 1200 123 002 000	Sub Elem	7,500.00	140.00	2,385.00	31.80	5,115.00	0.00	5,115.00
01 1200 132 001 000	OT - AIDES/PARAS	1,500.00	290.42	1,106.01	73.73	393.99	0.00	393.99
01 1200 132 002 000	OT - AIDES/PARAS	250.00	0.00	9.77	3.91	240.23	0.00	240.23
01 1200 151 001 000	ADDITIONAL COMP. TEACHERS/PROF. STAFF	10,000.00	818.18	4,909.08	49.09	5,090.92	0.00	5,090.92
01 1200 211 001 000	Health Ins	60,000.00	3,967.19	24,381.57	40.64	35,618.43	0.00	35,618.43
01 1200 211 002 000	Health Ins Elem	85,000.00	6,606.67	39,318.68	46.26	45,681.32	0.00	45,681.32
01 1200 212 001 000	GROUP INSURANCE-AIDES	20,000.00	1,608.36	9,721.34	48.61	10,278.66	0.00	10,278.66
01 1200 212 002 000	GROUP INSURANCE-AIDES	25,000.00	1,914.24	14,089.74	56.36	10,910.26	0.00	10,910.26
01 1200 213 001 000	GROUP INS.-SUBS	200.00	0.00	0.11	0.06	199.89	0.00	199.89
01 1200 213 002 000	GROUP INS.-SUBS	200.00	0.00	37.18	18.59	162.82	0.00	162.82
01 1200 216 001 000	Health Ins. NURSE	100.00	0.00	0.00	0.00	100.00	0.00	100.00
01 1200 216 002 000	Health Ins-NURSE	100.00	0.00	0.00	0.00	100.00	0.00	100.00

Expenditure Report by Op. Unit/Function

Account Number	Account Description	Revised Budget	During Month	Expenditures to Date	% of Budget	Balance at EOM	Encumbrances	Unencumbered Balance
01 1200 221 001 000	Fica Secon	15,000.00	1,096.15	6,725.15	44.83	8,274.85	0.00	8,274.85
01 1200 221 002 000	Fica Elem	20,000.00	1,400.94	8,405.33	42.03	11,594.67	0.00	11,594.67
01 1200 222 001 000	FICA-AIDES	10,000.00	1,116.38	7,142.92	71.43	2,857.08	0.00	2,857.08
01 1200 222 002 000	FICA-AIDES	8,500.00	425.60	4,239.46	49.88	4,260.54	0.00	4,260.54
01 1200 223 001 000	FICA-SUB SUBS	400.00	0.00	18.37	4.59	381.63	0.00	381.63
01 1200 223 002 000	FICA-SUB SUBS	750.00	10.71	181.47	24.20	568.53	0.00	568.53
01 1200 226 001 000	Fica-NURSE	100.00	0.00	0.00	0.00	100.00	0.00	100.00
01 1200 226 002 000	Fica-NURSE	50.00	0.00	0.00	0.00	50.00	0.00	50.00
01 1200 231 001 000	RETIREMENT TEACHERS/ADMINS	20,000.00	1,395.24	8,565.47	42.83	11,434.53	0.00	11,434.53
01 1200 231 002 000	RETIREMENT TEACHERS/ADMINS	25,000.00	1,862.89	11,177.34	44.71	13,822.66	0.00	13,822.66
01 1200 232 001 000	RETIREMENT AIDES	17,500.00	1,470.71	9,278.40	53.02	8,221.60	0.00	8,221.60
01 1200 232 002 000	RETIREMENT AIDES	15,000.00	640.76	6,161.53	41.08	8,838.47	0.00	8,838.47
01 1200 233 001 000	RETIREMENT-SUBS	250.00	0.00	9.88	3.95	240.12	0.00	240.12
01 1200 233 002 000	RETIREMENT-SUBS	100.00	0.00	76.57	76.57	23.43	0.00	23.43
01 1200 236 001 000	Retire-NURSE	100.00	0.00	0.00	0.00	100.00	0.00	100.00
01 1200 236 002 000	Retire-NURSE	50.00	0.00	0.00	0.00	50.00	0.00	50.00
01 1200 281 001 000	CASH IN LIEU/HSA	5,000.00	0.00	0.00	0.00	5,000.00	0.00	5,000.00
01 1200 282 001 000	INSTRUCTIONAL AIDES HSA	150.00	129.37	762.99	508.66	(612.99)	0.00	(612.99)
01 1200 282 002 000	INSTRUCTIONAL AIDES HSA	3,000.00	280.19	2,064.00	68.80	936.00	0.00	936.00
01 1200 283 002 000	INS/HSA Cont.	50.00	0.00	6.43	12.86	43.57	0.00	43.57
01 1200 286 001 000	NURSE-HSA	25.00	0.00	0.00	0.00	25.00	0.00	25.00
01 1200 286 002 000	NURSE-HSA	25.00	0.00	0.00	0.00	25.00	0.00	25.00
01 1200 320 001 000	Purch Prof Ser Secon	10,000.00	0.00	0.00	0.00	10,000.00	0.00	10,000.00
01 1200 320 002 000	Purch Prof Serv Elem	5,000.00	0.00	0.00	0.00	5,000.00	0.00	5,000.00
01 1200 330 001 000	Contracted Services	2,500.00	40.00	220.00	8.80	2,280.00	0.00	2,280.00
01 1200 330 002 000	Contracted Services	0.00	0.00	440.00	0.00	(440.00)	0.00	(440.00)
01 1200 520 001 000	INSURANCE(Property, Liability)	100.00	0.00	0.00	0.00	100.00	0.00	100.00
01 1200 569 001 000	TUITION-OTHER	200,000.00	10,439.67	93,902.45	46.95	106,097.55	0.00	106,097.55
01 1200 569 002 000	TUITION-OTHER	50,000.00	0.00	0.00	0.00	50,000.00	0.00	50,000.00
01 1200 580 001 000	Travel Secon	250.00	0.00	0.00	0.00	250.00	0.00	250.00
01 1200 580 002 000	Travel Elem	250.00	0.00	0.00	0.00	250.00	0.00	250.00
01 1200 591 001 000	SPED SUPERVISION SEC.	20,000.00	1,231.12	8,600.32	43.00	11,399.68	0.00	11,399.68
01 1200 591 002 000	SPED SUPERVISION ELEM.	20,000.00	1,231.12	8,476.57	42.38	11,523.43	0.00	11,523.43
01 1200 610 001 000	Gen Supplies	7,500.00	(16.06)	1,170.01	15.60	6,329.99	0.00	6,329.99
01 1200 610 002 000	Gen Supplies Elem	5,000.00	0.00	2,057.64	41.15	2,942.36	0.00	2,942.36
01 1200 640 001 000	Textbooks	750.00	0.00	0.00	0.00	750.00	0.00	750.00
01 1200 640 002 000	Textbooks Elem	600.00	0.00	0.00	0.00	600.00	0.00	600.00
01 1200 641 001 000	Digital Materials	200.00	0.00	0.00	0.00	200.00	0.00	200.00
01 1200 641 002 000	Digital Mat./EBOOKS	100.00	0.00	0.00	0.00	100.00	0.00	100.00
01 1200 733 001 000	Equipment Furn Secon	2,000.00	0.00	0.00	0.00	2,000.00	0.00	2,000.00
01 1200 733 002 000	Furniture Equip Elem	1,000.00	0.00	0.00	0.00	1,000.00	0.00	1,000.00
01 1200 734 001 000	Comp Equip Secon	2,000.00	0.00	0.00	0.00	2,000.00	0.00	2,000.00
01 1200 734 002 000	Computer Equip Elem	1,000.00	0.00	0.00	0.00	1,000.00	0.00	1,000.00
01 1200 735 001 000	Comp Software Secon	1,000.00	0.00	298.99	29.90	701.01	0.00	701.01
01 1200 735 002 000	Comp Software Elem	610.00	3.80	380.83	62.43	229.17	0.00	229.17
01 1200 810 001 000	Registration Secondary	250.00	10.82	53.46	21.38	196.54	0.00	196.54
01 1200 810 002 000	Registration Elem	1,000.00	0.00	125.00	12.50	875.00	0.00	875.00
1200 SPEDICAL ED School Age		1,424,510.00	92,671.43	635,924.85	44.64	788,585.15	0.00	788,585.15
01 1291 610 002 000	PRE Supplies	3,000.00	0.00	0.00	0.00	3,000.00	0.00	3,000.00
01 1291 640 002 000	Periodicals (3-5)	300.00	0.00	0.00	0.00	300.00	0.00	300.00
01 1291 733 000 000	Equipment (3-5)	1,700.00	0.00	0.00	0.00	1,700.00	0.00	1,700.00
1291 SPED AGES 3-5		5,000.00	0.00	0.00	0.00	5,000.00	0.00	5,000.00
01 2120 111 001 000	Counselor Sal Secon	60,000.00	4,905.50	29,816.24	49.69	30,183.76	0.00	30,183.76
01 2120 111 002 000	Counselor Sal Elem	16,000.00	1,226.37	7,358.22	45.99	8,641.78	0.00	8,641.78

Expenditure Report by Op. Unit/Function

Account Number	Account Description	Revised Budget	During Month	Expenditures to Date	% of Budget	Balance at EOM	Encumbrances	Unencumbered Balance
01 2120 211 001 000	Health Ins. Secon	15,000.00	1,023.68	6,158.79	41.06	8,841.21	0.00	8,841.21
01 2120 211 002 000	Health Ins. Elem	3,715.00	255.92	1,520.86	40.94	2,194.14	0.00	2,194.14
01 2120 221 001 000	Fica Secon	5,000.00	359.21	2,184.33	43.69	2,815.67	0.00	2,815.67
01 2120 221 002 000	Fica Elem	1,500.00	89.80	539.01	35.93	960.99	0.00	960.99
01 2120 231 001 000	Retirement Secon	6,000.00	484.56	2,945.21	49.09	3,054.79	0.00	3,054.79
01 2120 231 002 000	Retirement Elem	1,500.00	121.14	726.84	48.46	773.16	0.00	773.16
01 2120 281 001 000	TEACHERS/PRINCIPALS HSA	2,500.00	184.10	1,107.61	44.30	1,392.39	0.00	1,392.39
01 2120 281 002 000	TEACHERS/PRINCIPALS HSA	750.00	46.03	273.54	36.47	476.46	0.00	476.46
01 2120 320 001 000	Purch Prof Ser Secon	1,250.00	0.00	40.00	3.20	1,210.00	0.00	1,210.00
01 2120 320 002 000	Purch Prof Ser Elem	1,000.00	0.00	0.00	0.00	1,000.00	0.00	1,000.00
01 2120 580 001 000	Travel Secon	500.00	0.00	0.00	0.00	500.00	0.00	500.00
01 2120 580 002 000	Travel Elem	500.00	0.00	0.00	0.00	500.00	0.00	500.00
01 2120 610 001 000	Supplies Secon	1,000.00	28.70	107.49	10.75	892.51	0.00	892.51
01 2120 610 002 000	Supplies Elem	1,000.00	0.00	11.97	1.20	988.03	0.00	988.03
01 2120 640 001 000	BOOKS & PERIODICALS	2,500.00	0.00	0.00	0.00	2,500.00	0.00	2,500.00
01 2120 640 002 000	Resource Texts	150.00	0.00	0.00	0.00	150.00	0.00	150.00
01 2120 735 001 000	Computer Software	100.00	0.00	0.00	0.00	100.00	0.00	100.00
01 2120 810 000 000	REGISTRATION	1,000.00	0.00	250.00	25.00	750.00	0.00	750.00
2120 COUNSELOR		120,965.00	8,725.01	53,040.11	43.85	67,924.89	0.00	67,924.89
01 2130 116 000 000	SALARIES -Professional Non-Cert. (Nurse)	38,000.00	2,845.48	19,639.41	51.68	18,360.59	0.00	18,360.59
01 2130 216 000 000	GROUP INS.-NURSE	6,500.00	568.71	3,098.14	47.66	3,401.86	0.00	3,401.86
01 2130 226 000 000	FICA-NURSE	3,000.00	214.66	1,486.18	49.54	1,513.82	0.00	1,513.82
01 2130 236 000 000	RETIREMENT-NURSE	3,750.00	281.07	1,939.92	51.73	1,810.08	0.00	1,810.08
01 2130 286 000 000	NURSE-HSA	1,000.00	99.84	543.88	54.39	456.12	0.00	456.12
01 2130 320 001 000	Purch Prof Ser Secon	50.00	0.00	0.00	0.00	50.00	0.00	50.00
01 2130 320 002 000	Purch Prof Serv Elem	50.00	0.00	0.00	0.00	50.00	0.00	50.00
01 2130 580 000 000	Travel	200.00	0.00	0.00	0.00	200.00	0.00	200.00
01 2130 610 000 000	Health Supplies	5,000.00	293.25	2,688.20	53.76	2,311.80	0.00	2,311.80
01 2130 610 001 000	Instruc Mater Secon	100.00	0.00	0.00	0.00	100.00	0.00	100.00
01 2130 610 002 000	Instruc Mater Elem	200.00	0.00	0.00	0.00	200.00	0.00	200.00
01 2130 733 000 000	Equipment	300.00	0.00	0.00	0.00	300.00	0.00	300.00
01 2130 810 000 000	Dues And Fees	150.00	0.00	0.00	0.00	150.00	0.00	150.00
2130 NURSE		58,300.00	4,303.01	29,395.73	50.42	28,904.27	0.00	28,904.27
01 2131 116 001 000	SALARIES -Professional Non-Cert. (Nurse)	14,000.00	764.11	6,808.97	48.64	7,191.03	0.00	7,191.03
01 2131 116 002 000	SALARIES -Professional Non-Cert. (Nurse)	14,000.00	764.11	6,808.98	48.64	7,191.02	0.00	7,191.02
01 2131 216 001 000	GROUP INS.-NURSE	2,250.00	152.71	1,073.32	47.70	1,176.68	0.00	1,176.68
01 2131 216 002 000	GROUP INS.-NURSE	2,250.00	152.71	1,073.32	47.70	1,176.68	0.00	1,176.68
01 2131 226 001 000	FICA-NURSE	1,250.00	57.68	515.35	41.23	734.65	0.00	734.65
01 2131 226 002 000	FICA-NURSE	1,250.00	57.68	515.28	41.22	734.72	0.00	734.72
01 2131 236 001 000	RETIREMENT-NURSE	1,500.00	75.48	672.58	44.84	827.42	0.00	827.42
01 2131 236 002 000	RETIREMENT-NURSE	1,500.00	75.48	672.59	44.84	827.41	0.00	827.41
01 2131 286 001 000	NURSE-HSA	1,000.00	26.80	188.38	18.84	811.62	0.00	811.62
01 2131 286 002 000	NURSE-HSA	1,000.00	26.80	188.38	18.84	811.62	0.00	811.62
2131 HEALTH SERVICES SPED-NURSE		40,000.00	2,153.56	18,517.15	46.29	21,482.85	0.00	21,482.85
01 2140 111 000 000	SALARIES TEACHERS/PROFESSIONAL STAFF	7,000.00	0.00	0.00	0.00	7,000.00	0.00	7,000.00
01 2140 211 000 000	GROUP INSURANCE TEACHERS/ADMINS	1,000.00	0.00	0.00	0.00	1,000.00	0.00	1,000.00
01 2140 221 000 000	FICA TEACHERS/ADMIN	850.00	0.00	0.00	0.00	850.00	0.00	850.00
01 2140 231 000 000	RETIREMENT TEACHERS/ADMINS	850.00	0.00	0.00	0.00	850.00	0.00	850.00
01 2140 281 000 000	CASH IN LIEU TEACHERS/HSA	300.00	0.00	0.00	0.00	300.00	0.00	300.00
01 2140 591 001 000	ESU SERVICES-LMHP	15,000.00	1,500.00	7,500.00	50.00	7,500.00	0.00	7,500.00

Expenditure Report by Op. Unit/Function

Account Number	Account Description	Revised Budget	During Month	Expenditures to Date	% of Budget	Balance at EOM	Encumbrances	Unencumbered Balance
01 2140 591 002 000	ESU SERVICES-LMHP Elem	15,000.00	1,500.00	7,500.00	50.00	7,500.00	0.00	7,500.00
2140	PSYCHOLOGICAL SERVICES	40,000.00	3,000.00	15,000.00	37.50	25,000.00	0.00	25,000.00
01 2151 320 001 000	Speech Therapy Services	0.00	262.50	2,303.25	0.00	(2,303.25)	0.00	(2,303.25)
01 2151 340 001 000	OTHER PROF. SERVICES	0.00	7,663.00	8,690.00	0.00	(8,690.00)	0.00	(8,690.00)
01 2151 340 002 000	OTHER PROF. SERVICES	55,000.00	5,520.00	31,040.00	56.44	23,960.00	0.00	23,960.00
2151	SPEECH PATH/AUDIOLOGY-SPED School Age	55,000.00	13,445.50	42,033.25	76.42	12,966.75	0.00	12,966.75
01 2161 320 001 000	PROFESSIONAL ED SERVICES	5,000.00	753.00	4,124.30	82.49	875.70	0.00	875.70
01 2161 320 002 000	PROFESSIONAL ED SERVICES	15,500.00	872.25	5,682.75	36.66	9,817.25	0.00	9,817.25
01 2161 569 001 000	TUITION-OTHER	2,500.00	0.00	0.00	0.00	2,500.00	0.00	2,500.00
01 2161 569 002 000	OT Sped School Age	2,500.00	0.00	0.00	0.00	2,500.00	0.00	2,500.00
2161	OCCUPATIONAL THERAPY-SPED SCHOOL AGE	25,500.00	1,625.25	9,807.05	38.46	15,692.95	0.00	15,692.95
01 2162 320 002 000	OT Services SPED 3-5	3,500.00	384.75	1,738.50	49.67	1,761.50	0.00	1,761.50
01 2162 569 002 000	OT Sped 3-5	3,000.00	0.00	0.00	0.00	3,000.00	0.00	3,000.00
2162	OCCUPATIONAL THERAPY-SPED 3-5	6,500.00	384.75	1,738.50	26.75	4,761.50	0.00	4,761.50
01 2163 320 002 000	OT Sped Services 0-2	5,000.00	461.00	3,694.55	73.89	1,305.45	0.00	1,305.45
2163	OCCUPATIONAL THERAPY-SPED 0-2	5,000.00	461.00	3,694.55	73.89	1,305.45	0.00	1,305.45
01 2171 320 001 000	PT Sped Services Sec.	4,000.00	256.50	1,288.50	32.21	2,711.50	0.00	2,711.50
01 2171 320 002 000	PT Sped Services Elem	15,000.00	598.50	4,631.25	30.88	10,368.75	0.00	10,368.75
01 2171 569 001 000	PT Sped School Age	500.00	0.00	0.00	0.00	500.00	0.00	500.00
01 2171 569 002 000	PT Sped School Age	500.00	0.00	0.00	0.00	500.00	0.00	500.00
2171	PHYSICAL THERAPY-SPED SCHOOL AGE	20,000.00	855.00	5,919.75	29.60	14,080.25	0.00	14,080.25
01 2172 320 002 000	PT Sped Services 3-5	2,500.00	142.50	641.25	25.65	1,858.75	0.00	1,858.75
01 2172 569 002 000	PT 3-4 Sped	2,500.00	0.00	0.00	0.00	2,500.00	0.00	2,500.00
2172	PHYSICAL THERAPY:SPED 3-5	5,000.00	142.50	641.25	12.83	4,358.75	0.00	4,358.75
01 2173 320 002 000	PT Sped Services 0-2	0.00	258.50	2,719.32	0.00	(2,719.32)	0.00	(2,719.32)
2173	PHYSICAL THERAPY:SPED 0-2	0.00	258.50	2,719.32	0.00	(2,719.32)	0.00	(2,719.32)
01 2190 110 001 000	Act Trans Sal Secon	20,000.00	1,508.90	9,406.81	47.03	10,593.19	0.00	10,593.19
01 2190 110 002 000	Act Trans Sal Elem	1,000.00	0.00	0.00	0.00	1,000.00	0.00	1,000.00
01 2190 210 001 000	GROUP INSURANCE-NON INSTRUCTIONAL	750.00	0.29	455.73	60.76	294.27	0.00	294.27
01 2190 220 001 000	FICA-NON INSTRUCTIONAL	1,500.00	115.44	709.88	47.33	790.12	0.00	790.12
01 2190 220 002 000	FICA-NON INSTRUCTIONAL	100.00	0.00	0.00	0.00	100.00	0.00	100.00
01 2190 230 001 000	RETIREMENT- NON INSTRUCTIONAL	1,000.00	66.17	438.31	43.83	561.69	0.00	561.69
01 2190 230 002 000	RETIREMENT- NON INSTRUCTIONAL	115.00	0.00	0.00	0.00	115.00	0.00	115.00
01 2190 340 001 000	Testing	1,500.00	360.00	1,531.00	102.07	(31.00)	0.00	(31.00)
01 2190 580 002 000	Meals/mileage	100.00	0.00	0.00	0.00	100.00	0.00	100.00
2190	ACT TRANS	26,065.00	2,050.80	12,541.73	48.12	13,523.27	0.00	13,523.27
01 2212 111 001 000	SALARIES TEACHERS STAFF. DEV	2,500.00	0.00	0.00	0.00	2,500.00	0.00	2,500.00
01 2212 111 002 000	SALARIES TEACHERS STAFF DEV. ELEM.	2,500.00	0.00	0.00	0.00	2,500.00	0.00	2,500.00
01 2212 123 001 000	Staff Development	300.00	0.00	0.00	0.00	300.00	0.00	300.00
01 2212 123 002 000	Staff Development	300.00	0.00	0.00	0.00	300.00	0.00	300.00
01 2212 211 001 000	HEALTH INSURANCE	200.00	0.00	0.00	0.00	200.00	0.00	200.00
01 2212 211 002 000	HEALTH INSURANCE	200.00	0.00	0.00	0.00	200.00	0.00	200.00
01 2212 221 001 000	Staff Dev Fica	500.00	0.00	0.00	0.00	500.00	0.00	500.00
01 2212 221 002 000	Staff Dev Fica	500.00	0.00	0.00	0.00	500.00	0.00	500.00
01 2212 231 001 000	RETIREMENT	250.00	0.00	0.00	0.00	250.00	0.00	250.00
01 2212 231 002 000	Staff Dev Retire	250.00	0.00	0.00	0.00	250.00	0.00	250.00
01 2212 330 001 000	Purch Prof Ser Secon	1,500.00	0.00	840.00	56.00	660.00	0.00	660.00
01 2212 330 002 000	Purch Prof Ser Elem	5,000.00	0.00	280.00	5.60	4,720.00	0.00	4,720.00
01 2212 580 001 000	Travel Secon	1,500.00	296.80	2,205.18	147.01	(705.18)	0.00	(705.18)

Expenditure Report by Op. Unit/Function

Account Number	Account Description	Revised Budget	During Month	Expenditures to Date	% of Budget	Balance at EOM	Encumbrances	Unencumbered Balance
01 2212 580 002 000	Travel Elem	1,500.00	0.00	0.00	0.00	1,500.00	0.00	1,500.00
01 2212 610 001 000	Supplies Secon	2,000.00	0.00	132.50	6.63	1,867.50	0.00	1,867.50
01 2212 610 002 000	Supplies Elem	2,000.00	0.00	132.50	6.63	1,867.50	0.00	1,867.50
01 2212 810 001 000	Dues And Fees Secon	2,000.00	0.00	240.00	12.00	1,760.00	0.00	1,760.00
01 2212 810 002 000	Dues And Fees Elem	2,000.00	0.00	0.00	0.00	2,000.00	0.00	2,000.00
2212 STAFF		25,000.00	296.80	3,830.18	15.32	21,169.82	0.00	21,169.82
01 2214 111 000 000	SALARIES TEACHERS/PROFESSIONAL STAFF	5,100.00	0.00	0.00	0.00	5,100.00	0.00	5,100.00
01 2214 221 000 000	FICA TEACHERS/ADMIN	650.00	0.00	0.00	0.00	650.00	0.00	650.00
01 2214 231 000 000	RETIREMENT TEACHERS/ADMINS	650.00	0.00	0.00	0.00	650.00	0.00	650.00
01 2214 580 001 000	TRAVEL	150.00	0.00	0.00	0.00	150.00	0.00	150.00
01 2214 580 002 000	TRAVEL	150.00	0.00	0.00	0.00	150.00	0.00	150.00
01 2214 610 001 000	GENERAL SUPPLIES	375.00	0.00	0.00	0.00	375.00	0.00	375.00
01 2214 610 002 000	GENERAL SUPPLIES	375.00	0.00	0.00	0.00	375.00	0.00	375.00
01 2214 810 001 000	DUES AND FEES	1,425.00	0.00	0.00	0.00	1,425.00	0.00	1,425.00
01 2214 810 002 000	DUES AND FEES	1,425.00	0.00	0.00	0.00	1,425.00	0.00	1,425.00
2214 IMPLEMENTATION OF STANDARDS		10,300.00	0.00	0.00	0.00	10,300.00	0.00	10,300.00
01 2220 111 001 000	SALARIES TEACHERS LIBRARIAN SECOND.	24,187.50	2,906.25	17,512.50	72.40	6,675.00	0.00	6,675.00
01 2220 111 002 000	SALARIES TEACHERS LIBRARIAN ELEM.	24,187.50	2,906.25	17,512.50	72.40	6,675.00	0.00	6,675.00
01 2220 211 001 000	Health Ins Secon	14,000.00	859.68	5,158.53	36.85	8,841.47	0.00	8,841.47
01 2220 211 002 000	Health Ins Elem	14,000.00	859.68	5,158.53	36.85	8,841.47	0.00	8,841.47
01 2220 221 001 000	Fica Secon	2,000.00	220.50	1,328.72	66.44	671.28	0.00	671.28
01 2220 221 002 000	Fica Elem	2,000.00	220.50	1,328.72	66.44	671.28	0.00	671.28
01 2220 231 001 000	Retire Secon	2,500.00	287.07	1,729.83	69.19	770.17	0.00	770.17
01 2220 231 002 000	Retire Elem	2,500.00	287.07	1,729.83	69.19	770.17	0.00	770.17
01 2220 320 001 000	Purchased Ser Secon	500.00	0.00	40.00	8.00	460.00	0.00	460.00
01 2220 320 002 000	Purchased Ser Elem	500.00	0.00	0.00	0.00	500.00	0.00	500.00
01 2220 431 001 000	Repair Secon	150.00	0.00	0.00	0.00	150.00	0.00	150.00
01 2220 431 002 000	Repair Elem	350.00	0.00	0.00	0.00	350.00	0.00	350.00
01 2220 610 001 000	Supplies Secon	500.00	0.00	136.64	27.33	363.36	0.00	363.36
01 2220 610 002 000	Supplies Elem	600.00	0.00	465.73	77.62	134.27	0.00	134.27
01 2220 640 001 000	Library Books Secon	4,500.00	0.00	1,811.59	40.26	2,688.41	0.00	2,688.41
01 2220 640 002 000	Library Books Elem	2,250.00	0.00	1,424.48	63.31	825.52	0.00	825.52
01 2220 641 000 000	EBOOKS	500.00	0.00	0.00	0.00	500.00	0.00	500.00
01 2220 641 001 000	Digital Mat./EBOOKS	250.00	0.00	0.00	0.00	250.00	0.00	250.00
01 2220 641 002 000	Digital Mat./EBOOKS	250.00	0.00	0.00	0.00	250.00	0.00	250.00
01 2220 643 001 000	WEB/CLOUD BASED SOFTWARE	0.00	0.00	0.00	0.00	0.00	0.00	0.00
01 2220 733 001 000	Equipment Secon	600.00	0.00	0.00	0.00	600.00	0.00	600.00
01 2220 733 002 000	Equipment Elem	600.00	0.00	0.00	0.00	600.00	0.00	600.00
01 2220 735 001 000	Computer Software	3,800.00	0.00	592.50	15.59	3,207.50	0.00	3,207.50
01 2220 735 002 000	Elem Software	2,500.00	0.00	592.50	23.70	1,907.50	0.00	1,907.50
01 2220 890 001 000	Other Mis Exp Secon	40.00	0.00	0.00	0.00	40.00	0.00	40.00
01 2220 890 002 000	Other Misc Exp Elem	100.00	0.00	0.00	0.00	100.00	0.00	100.00
2220 LIBRARY/MEDIA SERVICES		103,365.00	8,547.00	56,522.60	54.68	46,842.40	0.00	46,842.40
01 2310 340 000 000	SERVICES	750.00	62.00	2,495.55	332.74	(1,745.55)	0.00	(1,745.55)
01 2310 520 000 000	INSURANCE(Property, Liability)	15,500.00	0.00	0.00	0.00	15,500.00	0.00	15,500.00
01 2310 540 000 000	Advertising & Print	7,500.00	0.00	1,887.92	25.17	5,612.08	0.00	5,612.08
01 2310 580 000 000	Board Travel	2,000.00	0.00	0.00	0.00	2,000.00	0.00	2,000.00
01 2310 610 000 000	Supplies	3,500.00	0.00	248.00	7.09	3,252.00	0.00	3,252.00
01 2310 735 000 000	Software (E-Meetings)	3,000.00	0.00	2,600.00	86.67	400.00	0.00	400.00
01 2310 810 000 000	Dues And Fees	12,500.00	5,273.00	6,823.00	54.58	5,677.00	0.00	5,677.00
01 2310 890 000 000	Other Misc Exp	2,000.00	0.00	230.60	11.53	1,769.40	0.00	1,769.40

Expenditure Report by Op. Unit/Function

Account Number	Account Description	Revised Budget	During Month	Expenditures to Date	% of Budget	Balance at EOM	Encumbrances	Unencumbered Balance
2310	BOARD OF EDUCATION	46,750.00	5,335.00	14,285.07	30.56	32,464.93	0.00	32,464.93
01 2320 105 000 000	SUPERINTENDENT SALARY	150,380.00	12,603.70	75,622.20	50.29	74,757.80	0.00	74,757.80
01 2320 110 000 000	Clerical	23,000.00	1,577.44	11,694.03	50.84	11,305.97	0.00	11,305.97
01 2320 130 000 000	OT-NON INSTRUCTIONAL	700.00	20.77	368.16	52.59	331.84	0.00	331.84
01 2320 210 000 000	GROUP INSURANCE-NON INSTRUCTIONAL	7,500.00	471.51	3,172.13	42.30	4,327.87	0.00	4,327.87
01 2320 215 000 000	Health Ins	30,000.00	2,402.05	14,412.30	48.04	15,587.70	0.00	15,587.70
01 2320 220 000 000	FICA-NON INSTRUCTIONAL	2,000.00	118.13	897.18	44.86	1,102.82	0.00	1,102.82
01 2320 225 000 000	Fica	12,000.00	954.62	5,727.72	47.73	6,272.28	0.00	6,272.28
01 2320 230 000 000	RETIREMENT- NON INSTRUCTIONAL	2,500.00	157.87	1,191.48	47.66	1,308.52	0.00	1,308.52
01 2320 235 000 000	RETIREMENT SUPT.	15,000.00	1,241.13	7,446.78	49.65	7,553.22	0.00	7,553.22
01 2320 280 000 000	NON INSTRUCTIONAL HSA	1,500.00	85.84	577.46	38.50	922.54	0.00	922.54
01 2320 580 000 000	Travel	2,500.00	0.00	196.00	7.84	2,304.00	0.00	2,304.00
01 2320 610 000 000	Supplies	500.00	0.00	0.00	0.00	500.00	0.00	500.00
01 2320 735 000 000	Software-North Star	2,000.00	0.00	1,800.00	90.00	200.00	0.00	200.00
01 2320 810 000 000	Dues And Fees	1,667.00	0.00	445.00	26.69	1,222.00	0.00	1,222.00
01 2320 890 000 000	Other Misc Exp	1,000.00	0.00	0.00	0.00	1,000.00	0.00	1,000.00
2320	EXECUTIVE ADMINISTRATION-SUPT	252,247.00	19,633.06	123,550.44	48.98	128,696.56	0.00	128,696.56
01 2330 317 000 000	LEGAL SERVICES	25,000.00	0.00	1,168.50	4.67	23,831.50	0.00	23,831.50
2330	DISTRICT LEGAL SERVICES	25,000.00	0.00	1,168.50	4.67	23,831.50	0.00	23,831.50
01 2410 110 001 000	Clerical Sal Secon	56,500.00	4,706.67	30,287.02	53.61	26,212.98	0.00	26,212.98
01 2410 110 002 000	Clerical Sal Elem	52,000.00	3,215.58	24,296.22	46.72	27,703.78	0.00	27,703.78
01 2410 111 001 000	Princ Sal Secon	100,000.00	8,333.33	49,999.98	50.00	50,000.02	0.00	50,000.02
01 2410 111 002 000	Prin Sal Elem	113,500.00	9,167.83	55,006.98	48.46	58,493.02	0.00	58,493.02
01 2410 120 001 000	SUBSTITUTE OR TEMPORARY SALARIES	1,000.00	303.81	687.05	68.71	312.95	0.00	312.95
01 2410 122 001 000	STUDENT AIDE	5,000.00	0.00	0.00	0.00	5,000.00	0.00	5,000.00
01 2410 130 001 000	OT-NON INSTRUCTIONAL	2,000.00	186.79	1,157.15	57.86	842.85	0.00	842.85
01 2410 130 002 000	OT-NON INSTRUCTIONAL	2,000.00	65.72	993.56	49.68	1,006.44	0.00	1,006.44
01 2410 151 001 000	ADDITIONAL COMP. TEACHERS/PROF. STAFF	24,047.00	478.13	2,868.78	11.93	21,178.22	0.00	21,178.22
01 2410 151 002 000	ADDITIONAL COMP. TEACHERS/PROF. STAFF	0.00	0.00	0.00	0.00	0.00	0.00	0.00
01 2410 210 001 000	GROUP INSURANCE-NON INSTRUCTIONAL	0.00	1,362.16	7,917.40	0.00	(7,917.40)	0.00	(7,917.40)
01 2410 210 002 000	GROUP INSURANCE-NON INSTRUCTIONAL	28,047.00	1,980.68	11,884.08	42.37	16,162.92	0.00	16,162.92
01 2410 211 001 000	Health Ins Secon	28,047.00	65.70	394.20	1.41	27,652.80	0.00	27,652.80
01 2410 211 002 000	Health Ins Elem	200.00	10.00	60.00	30.00	140.00	0.00	140.00
01 2410 220 001 000	FICA-NON INSTRUCTIONAL	4,500.00	385.59	2,393.82	53.20	2,106.18	0.00	2,106.18
01 2410 220 002 000	FICA-NON INSTRUCTIONAL	4,000.00	228.66	1,800.48	45.01	2,199.52	0.00	2,199.52
01 2410 221 001 000	Fica Secon	8,100.00	674.08	4,044.48	49.93	4,055.52	0.00	4,055.52
01 2410 221 002 000	Fica Elem	10,750.00	871.53	5,229.18	48.64	5,520.82	0.00	5,520.82
01 2410 230 001 000	RETIREMENT- NON INSTRUCTIONAL	6,000.00	483.36	3,105.90	51.77	2,894.10	0.00	2,894.10
01 2410 230 002 000	RETIREMENT- NON INSTRUCTIONAL	5,500.00	324.12	2,498.07	45.42	3,001.93	0.00	3,001.93
01 2410 231 001 000	RETIREMENT ADMINS SEC.	10,500.00	870.38	5,222.28	49.74	5,277.72	0.00	5,277.72
01 2410 231 002 000	RETIREMENT ADMIN ELEM.	11,000.00	905.58	5,433.48	49.40	5,566.52	0.00	5,566.52
01 2410 280 001 000	NON INSTRUCTIONAL HSA	3,500.00	247.86	1,440.79	41.17	2,059.21	0.00	2,059.21
01 2410 280 002 000	NON INSTRUCTIONAL HSA	5,000.00	360.55	2,163.30	43.27	2,836.70	0.00	2,836.70
01 2410 281 002 000	CASH IN LIEU/HSA	28,047.00	2,403.87	14,423.22	51.43	13,623.78	0.00	13,623.78
01 2410 580 001 000	Travel Secon	500.00	0.00	0.00	0.00	500.00	0.00	500.00
01 2410 580 002 000	Travel Elem	500.00	0.00	0.00	0.00	500.00	0.00	500.00
01 2410 610 001 000	Supplies Secon	1,150.00	0.00	0.00	0.00	1,150.00	0.00	1,150.00
01 2410 610 002 000	Supplies Elem	1,000.00	0.00	0.00	0.00	1,000.00	0.00	1,000.00

Expenditure Report by Op. Unit/Function

Account Number	Account Description	Revised Budget	During Month	Expenditures to Date	% of Budget	Balance at EOM	Encumbrances	Unencumbered Balance
01 2410 733 001 000	Equipment Secon	50.00	0.00	0.00	0.00	50.00	0.00	50.00
01 2410 733 002 000	Equipment Elem	50.00	0.00	0.00	0.00	50.00	0.00	50.00
01 2410 810 001 000	Dues And Fees Secon	500.00	0.00	79.99	16.00	420.01	0.00	420.01
01 2410 810 002 000	Dues And Fees Elem	500.00	0.00	60.00	12.00	440.00	0.00	440.00
01 2410 890 001 000	Other Misc Exp Secon	500.00	0.00	0.00	0.00	500.00	0.00	500.00
01 2410 890 002 000	Other Misc Exp Elem	500.00	0.00	0.00	0.00	500.00	0.00	500.00
2410	OFFICE OF THE PRINCIPAL	514,488.00	37,631.98	233,447.41	45.37	281,040.59	0.00	281,040.59
01 2510 110 000 000	Clerical Salary	81,150.00	6,514.12	40,842.23	50.33	40,307.77	0.00	40,307.77
01 2510 130 000 000	OT-NON INSTRUCTIONAL	500.00	11.00	482.10	96.42	17.90	0.00	17.90
01 2510 150 000 000	ADDITIONAL COMP. NON INSTRUCTIONAL STAFF	11,000.00	848.31	5,089.86	46.27	5,910.14	0.00	5,910.14
01 2510 210 000 000	Health Ins	4,500.00	440.85	2,895.24	64.34	1,604.76	0.00	1,604.76
01 2510 220 000 000	Fica	6,750.00	537.07	3,384.76	50.14	3,365.24	0.00	3,365.24
01 2510 230 000 000	Retirement	8,100.00	644.54	4,081.91	50.39	4,018.09	0.00	4,018.09
01 2510 280 000 000	CASH IN LIEU/HSA	0.00	0.00	0.00	0.00	0.00	0.00	0.00
01 2510 293 000 000	Workman's Comp	40,000.00	0.00	0.00	0.00	40,000.00	0.00	40,000.00
01 2510 315 000 000	ACCOUNTING & AUDITING SERVICES	13,000.00	0.00	13,492.00	103.78	(492.00)	0.00	(492.00)
01 2510 382 001 000	Telephone Secon	6,000.00	407.39	2,040.69	34.01	3,959.31	0.00	3,959.31
01 2510 382 002 000	Telehone Elem	6,000.00	407.37	2,040.56	34.01	3,959.44	0.00	3,959.44
01 2510 431 000 000	Repair Maint Service	1,000.00	0.00	0.00	0.00	1,000.00	0.00	1,000.00
01 2510 443 000 000	Rental And Leases	2,000.00	0.00	1,840.00	92.00	160.00	0.00	160.00
01 2510 520 000 000	INSURANCE-WORKMAN'S COMP	0.00	0.00	0.00	0.00	0.00	0.00	0.00
01 2510 531 000 000	POSTAGE	6,000.00	20.30	292.21	4.87	5,707.79	0.00	5,707.79
01 2510 580 000 000	Travel	550.00	0.00	0.00	0.00	550.00	0.00	550.00
01 2510 610 000 000	Supplies	2,000.00	0.00	320.89	16.04	1,679.11	0.00	1,679.11
01 2510 733 000 000	Equipment	1,000.00	0.00	0.00	0.00	1,000.00	0.00	1,000.00
01 2510 734 000 000	Computer Hardware	1,000.00	0.00	0.00	0.00	1,000.00	0.00	1,000.00
01 2510 735 000 000	Computer Software	11,000.00	0.00	0.00	0.00	11,000.00	0.00	11,000.00
01 2510 810 000 000	REGISTRATION	250.00	0.00	40.00	16.00	210.00	0.00	210.00
01 2510 890 000 000	Other Misc Exp	250.00	0.00	0.00	0.00	250.00	0.00	250.00
2510	CLERICAL	202,050.00	9,830.95	76,842.45	38.03	125,207.55	0.00	125,207.55
01 2580 112 000 000	Tech Support Aides	6,000.00	0.00	1,038.88	17.31	4,961.12	0.00	4,961.12
01 2580 114 000 000	Tech Support Salary	80,000.00	6,250.00	42,187.20	52.73	37,812.80	0.00	37,812.80
01 2580 214 000 000	Tech Support Health Ins	1,000.00	38.13	228.78	22.88	771.22	0.00	771.22
01 2580 224 000 000	Tech Support Fica	6,500.00	477.41	3,223.18	49.59	3,276.82	0.00	3,276.82
01 2580 234 000 000	RETIREMENT-TECH	8,000.00	617.36	4,167.16	52.09	3,832.84	0.00	3,832.84
01 2580 432 000 000	TECH REPAIRS/MAINT.	2,500.00	0.00	0.00	0.00	2,500.00	0.00	2,500.00
01 2580 432 001 000	TECH REPAIRS & MAINTENANCE	1,000.00	0.00	1,150.00	115.00	(150.00)	0.00	(150.00)
01 2580 432 002 000	TECH REPAIRS & MAINTENANCE	1,000.00	0.00	1,150.00	115.00	(150.00)	0.00	(150.00)
01 2580 580 000 000	Tech Support Travel	500.00	0.00	0.00	0.00	500.00	0.00	500.00
01 2580 650 001 000	Computer Supplies	5,000.00	0.00	976.38	19.53	4,023.62	0.00	4,023.62
01 2580 650 002 000	Computer Supplies	5,000.00	0.00	503.14	10.06	4,496.86	0.00	4,496.86
01 2580 735 001 000	TECHNOLOGY SOFTWARE	10,000.00	0.00	0.00	0.00	10,000.00	0.00	10,000.00
01 2580 810 000 000	REGISTRATION	500.00	0.00	20.00	4.00	480.00	0.00	480.00
2580	Administrative Tech Services	127,000.00	7,382.90	54,644.72	43.03	72,355.28	0.00	72,355.28
01 2610 110 001 000	Cust Sal Secon	104,000.00	8,337.46	50,878.95	48.92	53,121.05	0.00	53,121.05
01 2610 110 002 000	Cust Sal Elem	78,000.00	6,440.03	41,677.00	53.43	36,323.00	0.00	36,323.00
01 2610 123 001 000	Sub/Summer Sal Secon	20,500.00	142.83	2,038.27	9.94	18,461.73	0.00	18,461.73
01 2610 123 002 000	Sub/Summer Sal Elem	19,500.00	0.00	1,196.84	6.14	18,303.16	0.00	18,303.16
01 2610 130 001 000	OT-NON INSTRUCTIONAL	1,500.00	0.00	26.55	1.77	1,473.45	0.00	1,473.45
01 2610 130 002 000	OT-NON INSTRUCTIONAL	1,500.00	311.10	1,486.31	99.09	13.69	0.00	13.69
01 2610 210 001 000	Health Ins Secon	47,500.00	2,169.15	12,930.01	27.22	34,569.99	0.00	34,569.99
01 2610 210 002 000	Health Ins Elem	32,000.00	2,180.70	14,153.70	44.23	17,846.30	0.00	17,846.30
01 2610 220 001 000	Fica Secon	9,750.00	615.92	3,834.69	39.33	5,915.31	0.00	5,915.31

Expenditure Report by Op. Unit/Function

Account Number	Account Description	Revised Budget	During Month	Expenditures to Date	% of Budget	Balance at EOM	Encumbrances	Unencumbered Balance
01 2610 220 002 000	Fica Elem	5,700.00	476.85	3,046.22	53.44	2,653.78	0.00	2,653.78
01 2610 223 001 000	FICA-SUB SUBS	1,500.00	0.00	40.04	2.67	1,459.96	0.00	1,459.96
01 2610 223 002 000	FICA-SUB SUBS	1,250.00	0.00	40.03	3.20	1,209.97	0.00	1,209.97
01 2610 230 001 000	Retirement Secon	12,500.00	823.56	5,028.33	40.23	7,471.67	0.00	7,471.67
01 2610 230 002 000	Retirement Elem	7,500.00	646.13	4,159.68	55.46	3,340.32	0.00	3,340.32
01 2610 233 001 000	RETIREMENT-SUBS	50.00	0.00	0.00	0.00	50.00	0.00	50.00
01 2610 280 002 000	CASH IN LIEU NON INSTR/HSA	5,000.00	268.50	1,693.57	33.87	3,306.43	0.00	3,306.43
01 2610 410 001 000	Water Sewer Secon	4,000.00	389.62	2,204.47	55.11	1,795.53	0.00	1,795.53
01 2610 410 002 000	Water Sewer Elem	4,000.00	389.60	2,204.40	55.11	1,795.60	0.00	1,795.60
01 2610 520 001 000	INSURANCE(Property, Liability)	30,000.00	0.00	0.00	0.00	30,000.00	0.00	30,000.00
01 2610 520 002 000	INSURANCE(Property, Liability)	30,000.00	0.00	0.00	0.00	30,000.00	0.00	30,000.00
01 2610 610 001 000	Supplies Secon	17,500.00	925.51	6,850.45	39.15	10,649.55	0.00	10,649.55
01 2610 610 002 000	Supplies Elem	17,500.00	925.48	6,857.41	39.19	10,642.59	0.00	10,642.59
01 2610 621 001 000	Fuel Secon	55,000.00	6,041.21	25,790.54	46.89	29,209.46	0.00	29,209.46
01 2610 621 002 000	Fuel Elem	55,000.00	6,041.16	25,790.26	46.89	29,209.74	0.00	29,209.74
2610 CUSTODIAL		560,750.00	37,124.81	211,927.72	37.79	348,822.28	0.00	348,822.28
01 2620 110 000 000	Maintenance Sal	52,250.00	3,032.02	19,941.12	38.16	32,308.88	0.00	32,308.88
01 2620 210 000 000	Health Ins	5,500.00	2.40	14.40	0.26	5,485.60	0.00	5,485.60
01 2620 220 000 000	Fica	4,000.00	231.69	1,523.93	38.10	2,476.07	0.00	2,476.07
01 2620 230 000 000	Retirement	6,000.00	299.50	1,969.76	32.83	4,030.24	0.00	4,030.24
01 2620 420 001 000	CLEANING SERVICES/TRASH	6,500.00	445.50	2,898.00	44.58	3,602.00	0.00	3,602.00
01 2620 420 002 000	CLEANING SERVICES/TRASH	6,500.00	445.50	2,898.00	44.58	3,602.00	0.00	3,602.00
01 2620 431 001 000	Con/ser Repair Secon	45,000.00	3,920.25	15,390.39	34.20	29,609.61	0.00	29,609.61
01 2620 431 002 000	Cont/ser Repair Elem	55,000.00	1,965.23	3,632.41	6.60	51,367.59	0.00	51,367.59
01 2620 490 001 000	Other Purchased Property Services	0.00	0.00	166.50	0.00	(166.50)	0.00	(166.50)
01 2620 490 002 000	Other Purchased Property Services	0.00	0.00	166.50	0.00	(166.50)	0.00	(166.50)
01 2620 520 001 000	PROPERTY INS.	0.00	0.00	0.00	0.00	0.00	0.00	0.00
01 2620 520 002 000	PROPERTY INS.	0.00	0.00	0.00	0.00	0.00	0.00	0.00
01 2620 610 001 000	GENERAL SUPPLIES	20,000.00	353.21	7,774.11	38.87	12,225.89	0.00	12,225.89
01 2620 610 002 000	GENERAL SUPPLIES	20,000.00	274.43	2,525.99	12.63	17,474.01	0.00	17,474.01
01 2620 720 001 000	BUILDINGS IMPROVEMENT	0.00	0.00	0.00	0.00	0.00	0.00	0.00
01 2620 720 002 000	BUILDINGS IMPROVEMENT	0.00	0.00	0.00	0.00	0.00	0.00	0.00
01 2620 733 001 000	Equipment Secon	2,000.00	0.00	0.00	0.00	2,000.00	0.00	2,000.00
01 2620 733 002 000	Equipment Elem	2,000.00	0.00	0.00	0.00	2,000.00	0.00	2,000.00
01 2620 890 001 000	Other Exp Secon	200.00	0.00	0.00	0.00	200.00	0.00	200.00
01 2620 890 002 000	Other Exp Elem	200.00	0.00	0.00	0.00	200.00	0.00	200.00
2620 MAINTENANCE		225,150.00	10,969.73	58,901.11	26.16	166,248.89	0.00	166,248.89
01 2710 110 000 000	Transp Salaries	155,000.00	12,408.14	80,212.92	51.75	74,787.08	0.00	74,787.08
01 2710 123 000 000	SUB SALARIES	10,000.00	571.60	7,659.44	76.59	2,340.56	0.00	2,340.56
01 2710 210 000 000	Health Ins	8,000.00	711.79	3,641.46	45.52	4,358.54	0.00	4,358.54
01 2710 220 000 000	Fica	12,750.00	939.07	6,083.80	47.72	6,666.20	0.00	6,666.20
01 2710 223 000 000	FICA-SUB SUBS	1,550.00	43.68	585.53	37.78	964.47	0.00	964.47
01 2710 230 000 000	Retirement	10,000.00	696.43	4,897.90	48.98	5,102.10	0.00	5,102.10
01 2710 233 000 000	RETIREMENT-SUBS	200.00	56.46	468.63	234.32	(268.63)	0.00	(268.63)
01 2710 330 000 000	TESTING	2,000.00	0.00	980.00	49.00	1,020.00	0.00	1,020.00
01 2710 334 000 000	MILEAGE PAID-CONTRACTED	500.00	0.00	0.00	0.00	500.00	0.00	500.00
01 2710 340 000 000	Purch Ser(physicals)	2,500.00	255.00	880.00	35.20	1,620.00	0.00	1,620.00
01 2710 431 000 000	REPAIRS & MAINT.	25,000.00	0.00	0.00	0.00	25,000.00	0.00	25,000.00
01 2710 442 000 000	LEASE VEHICLES	6,000.00	0.00	0.00	0.00	6,000.00	0.00	6,000.00
01 2710 520 000 000	INSURANCE(Property, Liability)	20,000.00	0.00	0.00	0.00	20,000.00	0.00	20,000.00
01 2710 610 000 000	Tires And Parts	18,000.00	827.06	4,626.91	25.71	13,373.09	0.00	13,373.09
01 2710 626 000 000	Gas And Oil	54,000.00	3,445.36	21,610.18	40.02	32,389.82	0.00	32,389.82
01 2710 733 000 000	Equipment	1,000.00	0.00	5,260.00	526.00	(4,260.00)	0.00	(4,260.00)
01 2710 890 000 000	Other Exp	1,000.00	35.31	188.85	18.89	811.15	0.00	811.15



Expenditure Report by Op. Unit/Function

Account Number	Account Description	Revised Budget	During Month	Expenditures to Date	% of Budget	Balance at EOM	Encumbrances	Unencumbered Balance
01 6406 111 000 000	BASE 3-4 SPED INSTR	3,500.00	0.00	0.00	0.00	3,500.00	0.00	3,500.00
01 6406 211 000 000	BASE 3-4 SPED HEALTH	1,051.00	0.00	0.00	0.00	1,051.00	0.00	1,051.00
01 6406 221 000 000	BASE 3-4 SPED FICA	188.00	0.00	0.00	0.00	188.00	0.00	188.00
01 6406 231 000 000	BASE 3-4 SPED RETIR	244.00	0.00	0.00	0.00	244.00	0.00	244.00
01 6406 320 000 000	PROFESSIONAL ED SERVICES	2,529.00	0.00	0.00	0.00	2,529.00	0.00	2,529.00
6406 IDEA PRESCHOOL: 3-4		7,512.00	0.00	0.00	0.00	7,512.00	0.00	7,512.00
01 6408 591 002 000	SPED IDEA PRE-K	111,769.00	0.00	0.00	0.00	111,769.00	0.00	111,769.00
6408 IDEA Part B (611) Base & EP 0-21		111,769.00	0.00	0.00	0.00	111,769.00	0.00	111,769.00
01 6700 111 000 000	Vocational Wages	2,400.00	0.00	0.00	0.00	2,400.00	0.00	2,400.00
01 6700 211 000 000	Vocational Health	303.00	0.00	0.00	0.00	303.00	0.00	303.00
01 6700 221 000 000	Vocational FICA	183.00	0.00	0.00	0.00	183.00	0.00	183.00
01 6700 231 000 000	Vocational Retire	238.00	0.00	0.00	0.00	238.00	0.00	238.00
6700 VOCATIONAL		3,124.00	0.00	0.00	0.00	3,124.00	0.00	3,124.00
01 6992 111 000 000	REAP Salary	32,000.00	0.00	2,472.50	7.73	29,527.50	0.00	29,527.50
01 6992 211 000 000	REAP Health	11,500.00	0.00	905.23	7.87	10,594.77	0.00	10,594.77
01 6992 221 000 000	REAP Fica	2,500.00	0.00	175.29	7.01	2,324.71	0.00	2,324.71
01 6992 231 000 000	REAP Retirement	3,500.00	0.00	244.23	6.98	3,255.77	0.00	3,255.77
01 6992 281 000 000	TEACHERS/PRINCIPALS HSA	1,500.00	0.00	164.45	10.96	1,335.55	0.00	1,335.55
6992 REAP		51,000.00	0.00	3,961.70	7.77	47,038.30	0.00	47,038.30
01 6998 643 001 000	WEB/CLOUD BASED SOFTWARE	25,000.00	0.00	0.00	0.00	25,000.00	0.00	25,000.00
6998 ESSER III		25,000.00	0.00	0.00	0.00	25,000.00	0.00	25,000.00
01 8000 912 000 000	Lunch Fund	50,000.00	37,000.00	37,000.00	74.00	13,000.00	0.00	13,000.00
01 8000 913 001 000	Activity Transfer	30,000.00	0.00	0.00	0.00	30,000.00	0.00	30,000.00
8000 TRANSFERS (OUTGOING)		80,000.00	37,000.00	37,000.00	46.25	43,000.00	0.00	43,000.00
000 DISTRICT WIDE		8,682,225.00	620,478.88	3,639,494.82	41.92	5,042,730.18	0.00	5,042,730.18
01 1100 610 002 001	Grade 1 Materials	400.00	0.00	113.51	28.38	286.49	0.00	286.49
01 1100 640 002 001	Classroom Periodical	1,800.00	0.00	0.00	0.00	1,800.00	0.00	1,800.00
1100 SALARIES		2,200.00	0.00	113.51	5.16	2,086.49	0.00	2,086.49
001 FIRST GRADE		2,200.00	0.00	113.51	5.16	2,086.49	0.00	2,086.49
01 1100 610 002 002	Grade 2 Materials	400.00	0.00	1,895.68	473.92	(1,495.68)	0.00	(1,495.68)
01 1100 640 002 002	Classroom Periodical	1,750.00	0.00	171.31	9.79	1,578.69	0.00	1,578.69
1100 SALARIES		2,150.00	0.00	2,066.99	96.14	83.01	0.00	83.01
002 SECOND GRADE		2,150.00	0.00	2,066.99	96.14	83.01	0.00	83.01
01 1100 610 002 003	Grade 3 Materials	400.00	0.00	0.00	0.00	400.00	0.00	400.00
01 1100 640 002 003	Classroom Periodical	1,550.00	0.00	238.12	15.36	1,311.88	0.00	1,311.88
1100 SALARIES		1,950.00	0.00	238.12	12.21	1,711.88	0.00	1,711.88
003 THIRD GRADE		1,950.00	0.00	238.12	12.21	1,711.88	0.00	1,711.88
01 1100 610 002 004	Grade 4 Materials	400.00	0.00	0.00	0.00	400.00	0.00	400.00
01 1100 640 002 004	Classroom Periodical	650.00	0.00	335.72	51.65	314.28	0.00	314.28
1100 SALARIES		1,050.00	0.00	335.72	31.97	714.28	0.00	714.28
004 FOURTH GRADE		1,050.00	0.00	335.72	31.97	714.28	0.00	714.28
01 1100 610 002 005	Grade 5 Materials	400.00	0.00	0.00	0.00	400.00	0.00	400.00
01 1100 640 002 005	Classroom Periodical	550.00	0.00	344.66	62.67	205.34	0.00	205.34
1100 SALARIES		950.00	0.00	344.66	36.28	605.34	0.00	605.34
005 FIFTH GRADE		950.00	0.00	344.66	36.28	605.34	0.00	605.34
01 1100 610 002 006	Grade 6 Materials	400.00	0.00	344.66	86.17	55.34	0.00	55.34
01 1100 640 002 006	Classroom Periodical	300.00	0.00	0.00	0.00	300.00	0.00	300.00
1100 SALARIES		700.00	0.00	344.66	49.24	355.34	0.00	355.34

Expenditure Report by Op. Unit/Function

Account Number	Account Description	Revised Budget	During Month	Expenditures to Date	% of Budget	Balance at EOM	Encumbrances	Unencumbered Balance
006	SIXTH GRADE	700.00	0.00	344.66	49.24	355.34	0.00	355.34
01 1100 610 002 007	Kingrt Materials	300.00	0.00	0.00	0.00	300.00	0.00	300.00
01 1100 640 002 007	Classroom Periodical	800.00	0.00	0.00	0.00	800.00	0.00	800.00
1100	SALARIES	1,100.00	0.00	0.00	0.00	1,100.00	0.00	1,100.00
007	Kindergarten	1,100.00	0.00	0.00	0.00	1,100.00	0.00	1,100.00
01 1100 610 002 017	Elem Art Materials	501.00	0.00	0.00	0.00	501.00	0.00	501.00
1100	SALARIES	501.00	0.00	0.00	0.00	501.00	0.00	501.00
017	ELEM. ART	501.00	0.00	0.00	0.00	501.00	0.00	501.00
01 1100 610 001 018	Music Materials	1,000.00	776.98	1,725.55	172.56	(725.55)	0.00	(725.55)
01 1100 610 002 018	Music Materials	727.00	0.00	52.31	7.20	674.69	0.00	674.69
01 1100 733 001 018	Music Equipment	500.00	0.00	0.00	0.00	500.00	0.00	500.00
01 1100 733 002 018	Music Equipment	500.00	0.00	0.00	0.00	500.00	0.00	500.00
01 1100 810 001 018	FEES	831.00	0.00	744.00	89.53	87.00	0.00	87.00
1100	SALARIES	3,558.00	776.98	2,521.86	70.88	1,036.14	0.00	1,036.14
018	MUSIC	3,558.00	776.98	2,521.86	70.88	1,036.14	0.00	1,036.14
01 1100 610 002 019	Elem Pe Materials	200.00	0.00	0.00	0.00	200.00	0.00	200.00
01 1100 733 002 019	Equipment	300.00	0.00	0.00	0.00	300.00	0.00	300.00
1100	SALARIES	500.00	0.00	0.00	0.00	500.00	0.00	500.00
019	ELEM. PE	500.00	0.00	0.00	0.00	500.00	0.00	500.00
01 1100 610 001 020	Lang Arts Materials	500.00	0.00	8.96	1.79	491.04	0.00	491.04
01 1100 640 001 020	Classroom Periodical	600.00	0.00	326.67	54.45	273.33	0.00	273.33
01 1100 735 001 020	Computer Software	200.00	0.00	0.00	0.00	200.00	0.00	200.00
01 1100 810 001 020	Student Registration	900.00	0.00	0.00	0.00	900.00	0.00	900.00
1100	SALARIES	2,200.00	0.00	335.63	15.26	1,864.37	0.00	1,864.37
020	LANGUAGE ARTS	2,200.00	0.00	335.63	15.26	1,864.37	0.00	1,864.37
01 1100 610 001 021	Math Materials	200.00	0.00	516.82	258.41	(316.82)	0.00	(316.82)
1100	SALARIES	200.00	0.00	516.82	258.41	(316.82)	0.00	(316.82)
021	MATH	200.00	0.00	516.82	258.41	(316.82)	0.00	(316.82)
01 1100 431 001 022	REPAIRS & MAINTENANCE - Contracted	750.00	0.00	0.00	0.00	750.00	0.00	750.00
01 1100 610 001 022	Materials	5,000.00	0.00	420.02	8.40	4,579.98	0.00	4,579.98
01 1100 640 001 022	Classroom Periodical	350.00	0.00	340.99	97.43	9.01	0.00	9.01
01 1100 733 001 022	Equipment	3,000.00	0.00	0.00	0.00	3,000.00	0.00	3,000.00
01 1100 735 001 022	Computer Software	250.00	0.00	872.27	348.91	(622.27)	0.00	(622.27)
1100	SALARIES	9,350.00	0.00	1,633.28	17.47	7,716.72	0.00	7,716.72
022	SCIENCE	9,350.00	0.00	1,633.28	17.47	7,716.72	0.00	7,716.72
01 1100 610 001 023	Soc Stud Materials	150.00	0.00	5.79	3.86	144.21	0.00	144.21
01 1100 640 001 023	Classroom Periodical	320.00	0.00	0.00	0.00	320.00	0.00	320.00
1100	SALARIES	470.00	0.00	5.79	1.23	464.21	0.00	464.21
023	SOCIAL STUDIES	470.00	0.00	5.79	1.23	464.21	0.00	464.21
01 1100 431 001 025	REPAIRS & MAINTENANCE - Contracted	1,600.00	0.00	0.00	0.00	1,600.00	0.00	1,600.00
01 1100 580 001 025	Instructor Travel	1,700.00	0.00	0.00	0.00	1,700.00	0.00	1,700.00
01 1100 610 001 025	Instr Materials	4,000.00	33.04	1,608.09	40.20	2,391.91	0.00	2,391.91
01 1100 640 001 025	Expendable Wrbk	65.00	0.00	0.00	0.00	65.00	0.00	65.00
01 1100 733 001 025	Equipment Secon	125.00	0.00	0.00	0.00	125.00	0.00	125.00
01 1100 735 001 025	Comp Software Secon	500.00	0.00	0.00	0.00	500.00	0.00	500.00
01 1100 810 001 025	FEES	950.00	0.00	0.00	0.00	950.00	0.00	950.00
1100	SALARIES	8,940.00	33.04	1,608.09	17.99	7,331.91	0.00	7,331.91

Expenditure Report by Op. Unit/Function

Account Number	Account Description	Revised Budget	During Month	Expenditures to Date	% of Budget	Balance at EOM	Encumbrances	Unencumbered Balance
025	AGRICULTURE	8,940.00	33.04	1,608.09	17.99	7,331.91	0.00	7,331.91
01 1100 431 001 026	REPAIRS & MAINTENANCE - Contracted	200.00	0.00	0.00	0.00	200.00	0.00	200.00
01 1100 580 001 026	Instructor Travel	300.00	0.00	0.00	0.00	300.00	0.00	300.00
01 1100 610 001 026	Instr Materials	1,000.00	0.00	0.00	0.00	1,000.00	0.00	1,000.00
01 1100 640 001 026	Expendable Wrbk	1,000.00	0.00	0.00	0.00	1,000.00	0.00	1,000.00
01 1100 733 001 026	Equipment	100.00	0.00	0.00	0.00	100.00	0.00	100.00
01 1100 735 001 026	Comp Software	1,000.00	0.00	0.00	0.00	1,000.00	0.00	1,000.00
01 1100 810 001 026	FEES	1,400.00	374.00	374.00	26.71	1,026.00	0.00	1,026.00
1100	SALARIES	5,000.00	374.00	374.00	7.48	4,626.00	0.00	4,626.00
026	BUSINESS	5,000.00	374.00	374.00	7.48	4,626.00	0.00	4,626.00
01 1100 610 001 027	Secon Art Materials	1,800.00	0.00	504.61	28.03	1,295.39	0.00	1,295.39
1100	SALARIES	1,800.00	0.00	504.61	28.03	1,295.39	0.00	1,295.39
027	SECONDARY ART	1,800.00	0.00	504.61	28.03	1,295.39	0.00	1,295.39
01 1100 350 001 028	Other Purchased Services	0.00	0.00	0.00	0.00	0.00	0.00	0.00
01 1100 431 001 028	REPAIRS & MAINTENANCE - Contracted	2,500.00	0.00	1,840.00	73.60	660.00	0.00	660.00
01 1100 431 002 028	REPAIRS & MAINTENANCE - Contracted	500.00	0.00	0.00	0.00	500.00	0.00	500.00
01 1100 610 001 028	Instr Materials	1,000.00	0.00	385.96	38.60	614.04	0.00	614.04
01 1100 610 002 028	Instrument Materials	1,000.00	0.00	0.00	0.00	1,000.00	0.00	1,000.00
01 1100 733 001 028	Equipment	3,000.00	0.00	0.00	0.00	3,000.00	0.00	3,000.00
01 1100 733 002 028	Equipment	1,000.00	0.00	0.00	0.00	1,000.00	0.00	1,000.00
01 1100 810 001 028	Registration	500.00	0.00	235.00	47.00	265.00	0.00	265.00
01 1100 810 002 028	Student Registration	500.00	0.00	0.00	0.00	500.00	0.00	500.00
1100	SALARIES	10,000.00	0.00	2,460.96	24.61	7,539.04	0.00	7,539.04
028	BAND	10,000.00	0.00	2,460.96	24.61	7,539.04	0.00	7,539.04
01 1100 431 001 029	REPAIRS & MAINTENANCE - Contracted	500.00	0.00	0.00	0.00	500.00	0.00	500.00
01 1100 440 001 029	Secon Pe Rental	6,500.00	0.00	0.00	0.00	6,500.00	0.00	6,500.00
01 1100 610 001 029	Instr Materials	800.00	0.00	20.98	2.62	779.02	0.00	779.02
01 1100 733 001 029	Equipment	1,000.00	0.00	0.00	0.00	1,000.00	0.00	1,000.00
1100	SALARIES	8,800.00	0.00	20.98	0.24	8,779.02	0.00	8,779.02
029	SECONDARY PE	8,800.00	0.00	20.98	0.24	8,779.02	0.00	8,779.02
01 1100 610 001 030	FCS Instr Materials	500.00	0.00	0.00	0.00	500.00	0.00	500.00
1100	SALARIES	500.00	0.00	0.00	0.00	500.00	0.00	500.00
030	FCS	500.00	0.00	0.00	0.00	500.00	0.00	500.00
01 1100 431 001 031	REPAIRS & MAINTENANCE - Contracted	300.00	0.00	0.00	0.00	300.00	0.00	300.00
01 1100 580 001 031	Instructor Travel	250.00	0.00	0.00	0.00	250.00	0.00	250.00
01 1100 610 001 031	Instruc Materials	2,000.00	0.00	956.08	47.80	1,043.92	0.00	1,043.92
01 1100 733 001 031	Equipment	1,000.00	0.00	0.00	0.00	1,000.00	0.00	1,000.00
01 1100 735 001 031	Comp Software	300.00	0.00	0.00	0.00	300.00	0.00	300.00
01 1100 810 001 031	Instru Registration	1,080.00	0.00	0.00	0.00	1,080.00	0.00	1,080.00
1100	SALARIES	4,930.00	0.00	956.08	19.39	3,973.92	0.00	3,973.92
031	INDUSTRIAL ARTS	4,930.00	0.00	956.08	19.39	3,973.92	0.00	3,973.92
01 1100 610 001 032	Foreign Lang Mater	200.00	0.00	0.00	0.00	200.00	0.00	200.00
01 1100 640 001 032	Classroom Period	150.00	0.00	0.00	0.00	150.00	0.00	150.00
01 1100 810 001 032	REGISTRATION	50.00	0.00	0.00	0.00	50.00	0.00	50.00
1100	SALARIES	400.00	0.00	0.00	0.00	400.00	0.00	400.00
032	FOREIGN LANGUAGE	400.00	0.00	0.00	0.00	400.00	0.00	400.00

Expenditure Report by Op. Unit/Function

Account Number	Account Description	Revised Budget	During Month	Expenditures to Date	% of Budget	Balance at EOM	Encumbrances	Unencumbered Balance
01 1100 610 001 033	Journalism Materials	300.00	0.00	0.00	0.00	300.00	0.00	300.00
01 1100 733 001 033	Journalism Equip	300.00	0.00	0.00	0.00	300.00	0.00	300.00
1100 SALARIES		600.00	0.00	0.00	0.00	600.00	0.00	600.00
033 JOURNALISM		600.00	0.00	0.00	0.00	600.00	0.00	600.00
01 2171 591 002 600	PT Therapy	0.00	0.00	0.00	0.00	0.00	0.00	0.00
2171 PHYSICAL THERAPY-SPED SCHOOL AGE		0.00	0.00	0.00	0.00	0.00	0.00	0.00
01 2172 591 002 600	PT SPED 3-5	0.00	0.00	0.00	0.00	0.00	0.00	0.00
2172 PHYSICAL THERAPY:SPED 3-5		0.00	0.00	0.00	0.00	0.00	0.00	0.00
600 PT Services		0.00	0.00	0.00	0.00	0.00	0.00	0.00
01 2161 320 001 601	PROFESSIONAL ED SERVICES	5,000.00	0.00	0.00	0.00	5,000.00	0.00	5,000.00
2161 OCCUPATIONAL THERAPY-SPED SCHOOL AGE		5,000.00	0.00	0.00	0.00	5,000.00	0.00	5,000.00
01 2162 591 002 601	OT SPED 3-5	0.00	0.00	0.00	0.00	0.00	0.00	0.00
2162 OCCUPATIONAL THERAPY-SPED 3-5		0.00	0.00	0.00	0.00	0.00	0.00	0.00
601 OT Services		5,000.00	0.00	0.00	0.00	5,000.00	0.00	5,000.00
01 2151 320 001 602	Speech Therapy Services	0.00	0.00	0.00	0.00	0.00	0.00	0.00
01 2151 591 001 602	Speech Therapy	40,000.00	3,547.66	27,408.02	68.52	12,591.98	0.00	12,591.98
01 2151 591 002 602	Speech Therapy Elem	160,000.00	9,821.25	79,529.27	49.71	80,470.73	0.00	80,470.73
2151 SPEECH PATH/AUDIOLOGY-SPED School Age		200,000.00	13,368.91	106,937.29	53.47	93,062.71	0.00	93,062.71
01 2152 591 002 602	PRE SCHL SPEECH (3-5)	5,000.00	1,216.79	8,470.73	169.41	(3,470.73)	0.00	(3,470.73)
2152 SPEECH PATH/AUDIOLOGY-SPED Ages 3-5		5,000.00	1,216.79	8,470.73	169.41	(3,470.73)	0.00	(3,470.73)
01 2153 591 002 602	SPEECH (0-2)	6,300.00	1,216.79	8,672.84	137.66	(2,372.84)	0.00	(2,372.84)
2153 SPEECH PATH/AUDIOLOGY-SPED Ages 0-2		6,300.00	1,216.79	8,672.84	137.66	(2,372.84)	0.00	(2,372.84)
602 Speech		211,300.00	15,802.49	124,080.86	58.72	87,219.14	0.00	87,219.14
01 1291 591 002 603	PRE SPED Supervision (3-5)	3,500.00	264.83	1,905.91	54.45	1,594.09	0.00	1,594.09
1291 SPED AGES 3-5		3,500.00	264.83	1,905.91	54.45	1,594.09	0.00	1,594.09
01 1292 591 002 603	Pre Sped Services (0-2)	3,500.00	264.83	1,905.91	54.45	1,594.09	0.00	1,594.09
1292 SPED AGES 0-2		3,500.00	264.83	1,905.91	54.45	1,594.09	0.00	1,594.09
603 Sped Super		7,000.00	529.66	3,811.82	54.45	3,188.18	0.00	3,188.18
01 1200 591 001 604	Deaf Ed	5,500.00	0.00	0.00	0.00	5,500.00	0.00	5,500.00
01 1200 591 002 604	DEAF ED	5,500.00	0.00	0.00	0.00	5,500.00	0.00	5,500.00
1200 SPEDICAL ED School Age		11,000.00	0.00	0.00	0.00	11,000.00	0.00	11,000.00
01 2151 591 001 604	ESU SERVICES-Deaf Ed Sec.	5,000.00	556.44	4,527.69	90.55	472.31	0.00	472.31
01 2151 591 002 604	Deaf Ed Sped Elem.	5,000.00	826.44	5,096.69	101.93	(96.69)	0.00	(96.69)
2151 SPEECH PATH/AUDIOLOGY-SPED School Age		10,000.00	1,382.88	9,624.38	96.24	375.62	0.00	375.62
01 2153 591 002 604	Pre Deaf Ed Services (0-2)	500.00	0.00	0.00	0.00	500.00	0.00	500.00
2153 SPEECH PATH/AUDIOLOGY-SPED Ages 0-2		500.00	0.00	0.00	0.00	500.00	0.00	500.00
604 Deaf Ed		21,500.00	1,382.88	9,624.38	44.76	11,875.62	0.00	11,875.62
01 2181 591 001 605	Vision	0.00	331.75	331.75	0.00	(331.75)	0.00	(331.75)
01 2181 591 002 605	VISION	4,750.00	0.00	2,367.41	49.84	2,382.59	0.00	2,382.59
2181 VISUALLY IMPAIRED:SPED SCHOOL AGE		4,750.00	331.75	2,699.16	56.82	2,050.84	0.00	2,050.84
605 Vision		4,750.00	331.75	2,699.16	56.82	2,050.84	0.00	2,050.84
01 2141 591 001 606	SCHOOL PSYCH	30,000.00	2,269.17	17,291.56	57.64	12,708.44	0.00	12,708.44
01 2141 591 002 606	Diagnostic Testing (School Psych)	30,000.00	2,269.17	17,291.56	57.64	12,708.44	0.00	12,708.44
2141 PSYCHOLOGICAL SERVICES: SPED SCHOOL AGE		60,000.00	4,538.34	34,583.12	57.64	25,416.88	0.00	25,416.88
01 2142 591 002 606	PSYCH SERVICES SPED 3-5	6,650.00	567.29	4,322.90	65.01	2,327.10	0.00	2,327.10
2142 PSYCHOLOGICAL SERVICES: SPED 3-5		6,650.00	567.29	4,322.90	65.01	2,327.10	0.00	2,327.10

**Expenditure Report by Op. Unit/Function**

Account Number	Account Description	Revised Budget	During Month	Expenditures to Date	% of Budget	Balance at EOM	Encumbrances	Unencumbered Balance
01 2143 591 002 606	PSYC SERVICES SPED 0-2	6,650.00	567.29	4,322.90	65.01	2,327.10	0.00	2,327.10
2143	PSYCHOLOGICAL SERVICES: SPED 0-2	6,650.00	567.29	4,322.90	65.01	2,327.10	0.00	2,327.10
606	D/E Psychological	73,300.00	5,672.92	43,228.92	58.98	30,071.08	0.00	30,071.08
01 2151 591 001 607	Audiology Secon	5,000.00	56.49	499.56	9.99	4,500.44	0.00	4,500.44
01 2151 591 002 607	Audiology Elem	15,000.00	56.49	499.56	3.33	14,500.44	0.00	14,500.44
2151	SPEECH PATH/AUDIOLOGY-SPED School Age	20,000.00	112.98	999.12	5.00	19,000.88	0.00	19,000.88
01 2152 591 002 607	AUDIOLOGY SPED 3-5	250.00	14.12	124.88	49.95	125.12	0.00	125.12
2152	SPEECH PATH/AUDIOLOGY-SPED Ages 3-5	250.00	14.12	124.88	49.95	125.12	0.00	125.12
01 2153 591 002 607	AUDIOLOGY SPED 0-2	250.00	14.12	124.88	49.95	125.12	0.00	125.12
2153	SPEECH PATH/AUDIOLOGY-SPED Ages 0-2	250.00	14.12	124.88	49.95	125.12	0.00	125.12
607	Audiology	20,500.00	141.22	1,248.88	6.09	19,251.12	0.00	19,251.12
01 1200 591 000 608	Vocational	2,500.00	145.69	870.23	34.81	1,629.77	0.00	1,629.77
1200	SPEDICAL ED School Age	2,500.00	145.69	870.23	34.81	1,629.77	0.00	1,629.77
608	VOCATIONAL	2,500.00	145.69	870.23	34.81	1,629.77	0.00	1,629.77
01	General	9,095,924.00	645,669.51	3,839,440.83	42.21	5,256,483.17	0.00	5,256,483.17

**Expenditure Report by Op. Unit/Function**

Account Number	Account Description	Revised Budget	During Month	Expenditures to Date	% of Budget	Balance at EOM	Encumbrances	Unencumbered Balance
Grand Total:		9,095,924.00	645,669.51	3,839,440.83	42.21	5,256,483.17	0.00	5,256,483.17

**Ravenna Public Schools  
GENERAL FUND  
Ending January 31st, 2025**

**Beginning Balance:** **\$671,639.79**

**Receipts:**

Tax Collection (Buffalo)	\$390,300.12
Tax Collection (Sherman)	\$166,959.87
State of NE Sped	\$154,938.00
City of Ravenna	\$1,250.00
Mental Health Grant	\$2,650.03
ALICAP WC Prem.	\$13,223.00
Transportation	\$230.00
CCC-Dual Credit	\$7,320.00
ESU 10	
Sale of Prop/Equip.	
Medicaid (MAC)	\$1,214.14
State Aid	\$59,198.00
State of NE (MIPS)	\$481.22
Other	\$1,950.75
Interest	\$109.24

**Total Receipts:** **\$799,824.37**

**Disbursements:**

Board Bills (Jan) \$674,559.72

\$674,559.72

**Ending Balance:** **\$796,904.44**

**Cash on Hand:** **\$796,904.44**

Outstanding checks \$79,252.46

**Bank Balance:** \$876,156.90

**Investments:** **\$1,273,302.24**

**Accounted for as Follows:**

**General Fund**

General Fund Checking \$796,904.44

CD #xxx3375 \$1,000,000.00

CD # 70099 (9 mo) \$273,302.24

**Total Available:** **\$2,070,206.68** **\$2,070,206.68**

Account Number	Account Description	Budget	Month to Date	Year to Date
8	Revenue			
01 1100 1000	District Taxes - Buffalo	3,514,679.00	370,624.95	1,570,239.79
01 1100 1100	District Taxes - Sherman	930,000.00	160,690.26	383,906.82
01 1115 1000	Carline-Buffalo	8,000.00	0.00	789.79
01 1115 1100	Carline - Sherman	2,000.00	0.00	227.04
01 1120 1000	Public Power Tax - Buffalo	100,000.00	0.00	0.00
01 1120 1100	Public Power Tax - Sherman	65,000.00	0.00	0.00
01 1125 1000	Motor Vehicle Taxes - Buffalo	210,000.00	17,411.40	73,030.70
01 1125 1100	Motor Vehicle Taxes - Sherman	40,000.00	5,646.73	12,643.60
01 1311	Tuition Individual	0.00	0.00	0.00
01 1313	Tuit Sp Ed Individ.	0.00	0.00	0.00
01 1315	DISTANCE LEARNING	0.00	7,320.00	7,320.00
01 1323	Tuit Sp Ed Oth Dist.	0.00	0.00	0.00
01 1410	Trans. Individual	0.00	0.00	0.00
01 1411	Trans Sp Ed Individ.	0.00	0.00	0.00
01 1421	Trans. Other Dist.	0.00	0.00	0.00
01 1423	Trans Sp Ed Oth Dist	0.00	230.00	2,357.50
01 1510	Interest On Invest.	45,000.00	109.24	5,791.02
01 1701	Bond Fund Transfer	0.00	0.00	0.00
01 1740	Fees	0.00	0.00	0.00
01 1742	PostSecondary Fees	0.00	0.00	0.00
01 1790	Driver's Ed	0.00	0.00	0.00
01 1800	KEARNEY FOUND YC	0.00	0.00	0.00
01 1900	AUTISM ACTION PARTNERSHIP	0.00	0.00	0.00
01 1910	RENTAL OF SCHOOL EQUIPMENT & FACILITIES	1,000.00	300.00	650.00
01 1911	Local License Fees	2,000.00	1,250.00	1,650.00
01 1920	CONTRIBUTIONS & DONATIONS	0.00	0.00	0.00
01 1921	Police Court Fines	0.00	0.00	0.00
01 1925	Tobacco Grant	0.00	0.00	0.00
01 1955	Postsecondary Receipts	0.00	0.00	0.00
01 2110 1000	Buffalo Co Fines-lic	25,000.00	2,263.77	9,235.97
01 2110 1100	Sherm Fines-license	5,000.00	158.41	1,160.81
01 2130 1000	Other County Receipt - Buffalo	0.00	0.00	0.00
01 2130 1100	Other County Receipts- Sherman	0.00	0.00	0.00
01 2140	Non-resident Tuition	0.00	0.00	0.00
01 2210	ESU Receipts	0.00	0.00	725.00
01 3110	State Aid	591,978.00	59,198.00	295,990.00
01 3120	Spec. Ed Programs	900,000.00	154,938.00	268,962.00
01 3125	Special Ed Transpor.	10,000.00	0.00	0.00
01 3130 1000	Homestead Exemption - Buffalo	0.00	0.00	0.00
01 3130 1100	Sherm Homestead Ex	0.00	0.00	0.00
01 3131	PROPERTY TAX CREDIT	0.00	0.00	0.00
01 3134	PERSONAL PROPERTY TAX CREDIT-RR & PSE	0.00	0.00	0.00
01 3170	State Vocational	0.00	0.00	0.00
01 3180 1000	Pro-rata Motor Veh.Buffalo	8,000.00	0.00	1,312.16
01 3180 1100	Sher Pro Rat Moto V	2,000.00	464.47	747.03
01 3400	State Apportionment	60,000.00	0.00	0.00
01 3500	Other State Categorical Programs	0.00	0.00	0.00

Account Number	Account Description	Budget	Month to Date	Year to Date
01 3512	DIST ED INCENTIVE	0.00	0.00	0.00
01 3535	High Abilt Learners	4,500.00	0.00	4,166.00
01 3550	School Tech Fund	0.00	0.00	0.00
01 3551	Career Education (CTE)	4,000.00	0.00	0.00
01 3552 000	School Safety & Security Act	0.00	0.00	0.00
01 3570	Teacher Evaluation	0.00	0.00	0.00
01 3599	Other State Categorical Programs	0.00	2,650.03	10,394.81
01 3990	Other State Funds	0.00	0.00	0.00
01 4100	Title 1 Carry Over	0.00	0.00	0.00
01 4105	UNIVERSAL SERVICE FUND (E-RATE)	0.00	0.00	0.00
01 4310 000	Title V, Part B, ESSA-REAP	30,000.00	0.00	39,350.00
01 4311	Title VI Past Year	0.00	0.00	0.00
01 4312	Title VI Current	0.00	0.00	0.00
01 4315	Title V	0.00	0.00	0.00
01 4325	Title IIA Class Size Reduction	0.00	0.00	0.00
01 4401	IDEA PRESCHOOL	0.00	0.00	0.00
01 4402	Preschool Travel	0.00	0.00	0.00
01 4403	Spec Ed Medicaid	0.00	0.00	0.00
01 4421	IDEA Part-B Base/EP 0-21	0.00	0.00	0.00
01 4422	IDEA Preschool ARP-Base 0-21	0.00	0.00	0.00
01 4423	IDEA Part B ARP Prop. Share	0.00	0.00	0.00
01 4505	Title 1 Current	80,000.00	0.00	67,302.00
01 4506	Title 1 NCLB	0.00	0.00	0.00
01 4509	TITLE II, PART A NCLB TCHR QULTY GRANTS	0.00	0.00	16,100.00
01 4511	REAP GRANT	0.00	0.00	0.00
01 4512	IDEA Base	0.00	0.00	0.00
01 4516	IDEA Pre-school Handicapp	1,000.00	0.00	2,683.00
01 4518	IDEA Part B (611) Base & EP	100,000.00	0.00	111,769.00
01 4519	IDEA E-P	0.00	0.00	0.00
01 4521	IDEA Part B Proportionate Share	0.00	0.00	2,059.00
01 4524	OTHER FEDERAL NON-CATEGORICAL RECEIPTS	0.00	0.00	0.00
01 4525	Fed. Vocational	0.00	0.00	0.00
01 4530	Other Federal Categ. Receipts	0.00	0.00	0.00
01 4580	EDUCATION JOB MONEY	0.00	0.00	0.00
01 4599	ARRA STATE AID	0.00	0.00	0.00
01 4708	Medicaid in Public School (MIPS)	5,000.00	481.22	2,384.12
01 4709	Medicaid Administrative Activities	7,500.00	1,214.14	3,015.84
01 4900	Other Fed. Non-cat	0.00	0.00	0.00
01 4969	Title IV, Part A	0.00	0.00	10,000.00
01 4996	CARES Act	0.00	0.00	0.00
01 4997	ESSER II	0.00	0.00	0.00
01 4998	ESSER III	0.00	0.00	57,687.00
01 5200	From Other Funds	0.00	0.00	0.00
01 5300	Sale Of Prop & Equip	0.00	0.00	945.00
01 5301	Insurance Adjustment	0.00	13,223.00	13,223.00
01 5690	Other Non-revenue	0.00	1,650.75	501,762.98
01 9000	Non-program Receipts	0.00	0.00	0.00
01 9004	Interfund from QCPUF	0.00	0.00	0.00

**Revenue Detail**

Account Number	Account Description	Budget	Month to Date	Year to Date
01 9100	NE ST REVENUE	0.00	0.00	0.00
01 9200	Interlocal Agreement	0.00	0.00	0.00
01	General	<u>6,751,657.00</u>	<u>799,824.37</u>	<u>3,479,580.98</u>
8	Revenue	<u>6,751,657.00</u>	<u>799,824.37</u>	<u>3,479,580.98</u>

PO Number	Invoice Number	Vendor Name	Invoice Date	Amount
Account Number		Detail Description		Amount
Checking Account ID	06	Fund Number 06 Lunch		
	14473121	CASH-WA DISTRIBUTING	01/07/2025	2,215.26
06 3100 630 000		FOOD		1,777.00
06 3100 610 000		GENERAL SUPPLIES		438.26
	14480717	CASH-WA DISTRIBUTING	01/14/2025	1,170.87
06 3100 630 000		FOOD		1,042.54
06 3100 610 000		GENERAL SUPPLIES		128.33
	14488596	CASH-WA DISTRIBUTING	01/21/2025	1,953.59
06 3100 630 000		FOOD		1,818.01
06 3100 610 000		GENERAL SUPPLIES		135.58
	14496890	CASH-WA DISTRIBUTING	01/28/2025	3,281.49
06 3100 630 000		FOOD		3,169.22
06 3100 610 000		GENERAL SUPPLIES		112.27
	P14495154	CASH-WA DISTRIBUTING	01/24/2025	163.57
06 3100 630 000		FOOD		163.57
	P14502690	CASH-WA DISTRIBUTING	01/31/2025	124.48
06 3100 630 000		FOOD		124.48
Total CASH-WA DISTRIBUTING				<u>8,909.26</u>
	1001347346	DOLLAR GENERAL REGIONS 410526	11/19/2024	16.95
06 3100 630 000		FOOD		16.95
	1001351057	DOLLAR GENERAL REGIONS 410526	12/09/2024	13.40
06 3100 630 000		FOOD		13.40
Total DOLLAR GENERAL REGIONS 410526				<u>30.35</u>
	1203679	HILAND DAIRY CO	01/03/2025	534.38
06 3100 630 000		FOOD		534.38
	1203769	HILAND DAIRY CO	01/09/2025	597.89
06 3100 630 000		FOOD		597.89
	1203824	HILAND DAIRY CO	01/13/2025	644.05
06 3100 630 000		FOOD		644.05
	1203945	HILAND DAIRY CO	01/20/2025	712.06
06 3100 630 000		FOOD		712.06
	1204069	HILAND DAIRY CO	01/27/2025	535.68
06 3100 630 000		FOOD		535.68
Total HILAND DAIRY CO				<u>3,024.06</u>
	2053	LARSEN ELECTRIC INC	01/26/2025	449.15
06 3100 431 000 000		Repair		449.15
Total LARSEN ELECTRIC INC				<u>449.15</u>
	4523249.Dec24	MNO Hometown Market	12/31/2024	45.31
06 3100 630 000		FOOD		45.31
	4523249.Jan25	MNO Hometown Market	02/02/2025	79.02
06 3100 630 000		FOOD		79.02
Total MNO Hometown Market				<u>124.33</u>
	557360	Restaurant Supply	01/10/2025	17,245.00
06 3100 733 000 000		Equipment		17,245.00
Total Restaurant Supply				<u>17,245.00</u>
	661085532	SYSCO LINCOLN	01/09/2025	1,830.03
06 3100 630 000		FOOD		1,830.03
	661085533	SYSCO LINCOLN	01/09/2025	315.32

PO Number	Invoice Number	Vendor Name	Invoice Date	Amount
Account Number		Detail Description		Amount
06 3100 630 000		FOOD		315.32
	661111925	SYSCO LINCOLN	01/16/2025	1,193.66
06 3100 630 000		FOOD		1,154.65
06 3100 610 000		GENERAL SUPPLIES		39.01
	661111926	SYSCO LINCOLN	01/16/2025	219.83
06 3100 630 000		FOOD		219.83
	661130690	SYSCO LINCOLN	01/23/2025	1,713.68
06 3100 630 000		FOOD		1,575.85
06 3100 610 000		GENERAL SUPPLIES		137.83
	661130691	SYSCO LINCOLN	01/23/2025	281.80
06 3100 630 000		FOOD		281.80
	661143010	SYSCO LINCOLN	01/30/2025	1,395.94
06 3100 630 000		FOOD		1,171.60
06 3100 610 000		GENERAL SUPPLIES		224.34
Total SYSCO LINCOLN				<u>6,950.26</u>
	USBank.Feb25	U.S. Bank	01/27/2025	390.02
06 3100 630 000		FOOD		390.02
Total U.S. Bank				<u>390.02</u>
	5171027	US Foods - Grand Island	01/06/2025	1,249.47
06 3100 630 000		FOOD		1,249.47
	5357229	US Foods - Grand Island	01/13/2025	1,499.55
06 3100 630 000		FOOD		1,499.55
Total US Foods - Grand Island				<u>2,749.02</u>
Fund Number 06				<u>39,871.45</u>
Checking Account ID 06				<u>39,871.45</u>

**Expenditure Report by Op. Unit/Function**

Account Number	Account Description	Revised Budget	During Month	Expenditures to Date	% of Budget	Balance at EOM	Encumbrances	Unencumbered Balance
06	Lunch							
06 3100 610 000	GENERAL SUPPLIES	0.00	1,215.62	5,413.48	0.00	(5,413.48)	0.00	(5,413.48)
06 3100 630 000	FOOD	0.00	20,961.68	118,908.81	0.00	(118,908.81)	0.00	(118,908.81)
3100	FOOD SERVICES	0.00	22,177.30	124,322.29	0.00	(124,322.29)	0.00	(124,322.29)
		0.00	22,177.30	124,322.29	0.00	(124,322.29)	0.00	(124,322.29)
06 3100 110 000 000	Salary	0.00	8,152.76	57,325.18	0.00	(57,325.18)	0.00	(57,325.18)
06 3100 120 000 000	Sub Salaries	0.00	735.15	2,214.16	0.00	(2,214.16)	0.00	(2,214.16)
06 3100 130 000 000	Overtime Salaries	0.00	216.93	1,529.38	0.00	(1,529.38)	0.00	(1,529.38)
06 3100 210 000 000	Health Insurance	0.00	4,941.08	28,794.17	0.00	(28,794.17)	0.00	(28,794.17)
06 3100 220 000 000	Fica	0.00	642.95	4,350.97	0.00	(4,350.97)	0.00	(4,350.97)
06 3100 230 000 000	Retirement	0.00	621.87	4,540.99	0.00	(4,540.99)	0.00	(4,540.99)
06 3100 431 000 000	Repair	0.00	449.15	1,607.60	0.00	(1,607.60)	0.00	(1,607.60)
06 3100 733 000 000	Equipment	0.00	17,245.00	17,245.00	0.00	(17,245.00)	0.00	(17,245.00)
06 3100 890 000 000	Other Supplies/Misc	0.00	0.00	87.60	0.00	(87.60)	0.00	(87.60)
3100	FOOD SERVICES	0.00	33,004.89	117,695.05	0.00	(117,695.05)	0.00	(117,695.05)
000	DISTRICT WIDE	0.00	33,004.89	117,695.05	0.00	(117,695.05)	0.00	(117,695.05)
06	Lunch	0.00	55,182.19	242,017.34	0.00	(242,017.34)	0.00	(242,017.34)

**Expenditure Report by Op. Unit/Function**

Account Number	Account Description	Revised Budget	During Month	Expenditures to Date	% of Budget	Balance at EOM	Encumbrances	Unencumbered Balance
Grand Total:		0.00	55,182.19	242,017.34	0.00	(242,017.34)	0.00	(242,017.34)

**Ravenna Public School  
Lunch Fund Report  
January 31st, 2025**

**Beginning Balance:** \$ 17,988.45

RECEIPTS:

Deposit \$ 27,113.72

Interest \$ 2.18

**Total Receipts:** \$ 27,115.90

DISBURSEMENTS:

Lunch Bills \$ 31,371.49

Outstanding Checks \$ 2,257.18


**Total Disbursements:** \$ 33,628.67

**Book Balance** \$ 13,732.86

**Bank Balance** \$ 15,990.04

Revenue Detail

Account Number	Account Description	Budget	Month to Date	Year to Date
8	Revenue			
06 1510	Interest	0.00	2.18	19.73
06 1611	Student Lunches	0.00	13,434.42	65,874.78
06 1612	Daily Sales-Breakfast	0.00	0.00	0.00
06 1613	Special Milk	0.00	0.00	0.00
06 1620	Daily Sales-Adult/A la Carte	0.00	1,488.13	5,922.44
06 1650	Daily Sales-Summer Food Programs	0.00	0.00	0.00
06 2100	State Reimbursement	0.00	0.00	0.00
06 2200	Breakfast	0.00	0.00	0.00
06 3150	STATE REIMBURSEMENT	0.00	0.00	0.00
06 4210	FEDERAL REIMB. NSLP	0.00	12,180.62	80,925.13
06 5000	Trans From Savings	0.00	0.00	0.00
06 5200	School Dist Contrib.	0.00	0.00	0.00
06 5690	Other Income	0.00	10.55	(38.27)
06 9000	Non Program Receipts	0.00	0.00	0.00
06 9005	Interfund loan from GF to LF	0.00	0.00	0.00
06	Lunch	0.00	27,115.90	152,703.81
8	Revenue	0.00	27,115.90	152,703.81



# Wilkins Architecture Design Planning LLC

2204 University Drive - Suite 130  
Kearney, NE 68845  
Tel: 308-237-5787 Fax: 308-236-6929  
wadp@wilkinsadp.com  
www.wilkinsadp.com

*ok to pay  
Schroeder  
2-3-25*

Dr. Ken Schroeder  
Ravenna Public Schools  
41750 Carthage Rd  
Ravenna, NE 68869

## INVOICE

INVOICE DATE: 1/30/2025  
INVOICE NO: 6493  
BILLING THROUGH: 1/30/2025

### 2157 Ravenna Public Schools - Facilities Assessment and Planning

Managed By: Jacob M Sertich

DESCRIPTION	CONTRACT AMOUNT	% COMPLETE	BILLED TO DATE	PREVIOUSLY BILLED	CURRENT AMOUNT
2157 Ravenna Public Schools - Facilities Assessment and Planning	\$8,000.00	100.00	\$8,000.00	\$8,000.00	\$0.00
<b>TOTAL</b>	<b>\$8,000.00</b>		<b>\$8,000.00</b>	<b>\$8,000.00</b>	<b>\$0.00</b>

### 2157 RAVENNA PUBLIC SCHOOLS - FACILITIES ASSESSMENT AND PLANNING - REIMB

#### EXPENSES

DATE	EMPLOYEE	DESCRIPTION	AMOUNT
1/7/2025	Jacob Sertich	829 - MILEAGE	\$47.77
1/15/2025	Piper Young	829 - MILEAGE	\$45.46
<b>TOTAL EXPENSES</b>			<b>\$93.23</b>
<b>SUBTOTAL</b>			<b>\$93.23</b>
<b>AMOUNT DUE THIS INVOICE</b>			<b>\$93.23</b>

This invoice is due upon receipt

#### ACCOUNT SUMMARY

BILLED TO DATE	PAID TO DATE	BALANCE DUE
\$8,668.83	\$8,372.95	\$295.88

We appreciate your business

# Nebraska Sales/Use Tax and Tire Fee Statement

## for Motor Vehicle and Trailer Sales

Purchaser's Name and Address			Seller's Name and Address		
Name <b>RAVENNA PUBLIC SCHOOLS</b>			Name <b>DILLON'S AUTO</b>		
Street or Other Address <b>41750 CARHAGE RD</b>			Street or Other Address <b>6401 N 28TH STREET</b>		
City <b>RAVENNA</b>	State <b>NE</b>	Zip Code <b>68869</b>	City <b>LINCOLN</b>	State <b>NE</b>	Zip Code <b>68504</b>

Purchased Vehicle/Trailer Description				
Make <b>FORD</b>	Body Type <b>3DR SWB LOW ROOF PASSENGE</b>	Year <b>2025</b>	Vehicle ID Number (VIN) <b>1FMZK1ZM6GKB45597</b>	Date of Purchase <b>01/27/2025</b>

Trade-in Vehicle/Trailer Description					
Make	Body Type	Year	Vehicle ID Number (VIN)	License Plate Number	Was the trade-in vehicle being leased? <input type="checkbox"/> Yes <input type="checkbox"/> No If Yes, enter -0- on line 2.

Tax Computation — See Instructions		
1 Total sales price .....	1	<b>31000.00</b>
2 Less trade-in allowance .....	2	<b>0.00</b>
3 Less manufacturer's rebate assigned to dealer at time of sale .....	3	<b>N/A</b>
4 Tax base (line 1 minus lines 2 and 3) (if zero or less, enter -0-)	4	<b>31000.00</b>
5 Nebraska sales or use tax (line 4 multiplied by rate) .....	5	<b>0.00</b>
6 Local sales or use tax (line 4 multiplied by rate) .....	6	<b>0.00</b>
7 Total Nebraska and local sales or use tax due (line 5 plus line 6)	7	<b>0.00</b>
8 Tire fee (Number of new tires _____ multiplied by \$1) .....	8	<b>0.00</b>
9 Penalty for late payment .....	9	<b>0.00</b>
10 Interest for late payment .....	10	<b>0.00</b>
11 Balance due (total of lines 7, 8, 9, and 10) .....	11	<b>0.00</b>

Any dealer or seller who willfully prepares a false or fraudulent Nebraska Sales/Use Tax and Tire Fee Statement may be found guilty of a Class IV felony and will, upon conviction, be fined not more than \$10,000, or be imprisoned not more than five years or both. Under penalties of law, I declare that I have examined this statement and it is correct and complete.

sign here

Signature of Seller

Signature of Purchaser or Agent of Purchaser

01/27/2025  
Date

### Nebraska Resale or Exempt Sale Certificate for Motor Vehicle and Trailer Sales

If exempt category 1 through 7 is claimed, requested information must be entered. Only categories 5 and 12 are exempt from the tire fee.

Type of Exemption		Type of Exemption	
<input type="checkbox"/> 1 Purchase by an exempt organization holding a Certificate of Exemption issued by the Nebraska Department of Revenue. Number 05-_____	<input type="checkbox"/> 7 Purchase by a person with a disability with funds contributed by the U.S. Department of Veterans Affairs or the Nebraska Department of Health and Senior Services. Enter amount of contribution: \$_____. See instructions for "Purchase of a Motor Vehicle by a Person with a Disability."	<input type="checkbox"/> 2 Vehicle will be used in a common or contract carrier capacity and the purchaser shown on the face of this form holds a current Certificate of Exemption issued by the Nebraska Department of Revenue. Number 05-_____	<input type="checkbox"/> 8 Purchase by a governmental entity not engaged in the business of furnishing gas, water, electricity, or heat.
<input type="checkbox"/> 3 Purchase by a lessor of motor vehicles. Sales tax on the fair market lease payments to be remitted under Nebraska Sales Tax Permit. Lessor's Sales Tax Number 01-_____	<input type="checkbox"/> 9 Purchase of a header trailer, head hauler, header transport, or seed tender trailer that is depreciable agricultural machinery and equipment for use in commercial agriculture. (Refer to the Agricultural Machinery and Equipment Sales Tax Exemption Information Guide.)	<input type="checkbox"/> 4 Purchase under the Lessor's Option and the motor vehicle will be leased to a common or contract carrier holding a valid Nebraska Certificate of Exemption. Number 05-_____	<input type="checkbox"/> 10 Vehicle is a gift or received by inheritance and tax was previously paid by the donor. A gift is a voluntary transfer without any consideration. The donor paid the tax on the previous transfer. If the person accepting the motor vehicle or trailer as a gift or inheritance assumes a lien, mortgage, or encumbrance, the amount owing shall be subject to sales and use tax. (Documentation required.)
<input type="checkbox"/> 5 Purchase by a Native American Indian residing in Indian country and the vehicle is registered at a location within Indian country in Nebraska. Tax Exemption ID Card Number: _____	<input type="checkbox"/> 11 A transfer of a motor vehicle pursuant to an occasional sale as set out in Nebraska Sales and Use Tax Regulation 1-022.02 through 1-022.04.	<input type="checkbox"/> 6 Vehicle was purchased, licensed, and operated in a state other than Nebraska. Identify state: _____ (Documentation required.)	<input type="checkbox"/> 12 Purchase of a 30-day plate by a nonresident of Nebraska who does not intend to remain in Nebraska more than 30 days from the date of purchase.

Any purchaser or agent who completes this exemption certificate for any purchase which is not exempt under the Nebraska Revenue Act, as amended, will in addition to any tax, interest, or penalty otherwise imposed, be subject to a penalty of \$100 or ten times the tax, whichever amount is larger. Under penalties of law, I declare that I have examined this certificate and, to the best of my knowledge and belief, it is correct and complete.

sign here

Signature of Person Claiming Exemption

01/27/2025  
Date

### For County Use Only

\$ \_\_\_\_\_  
Tax Paid

\_\_\_\_\_  
Date Paid

The County, Purchaser, and Seller must keep a copy of the signed Form 6.  
Nebraska Department of Revenue, PO Box 94818, Lincoln, NE 68509-4818  
revenue.nebraska.gov, 800-742-7474 (NE and IA), 402-471-5729

# NEBRASKA VEHICLE PURCHASE CONTRACT

567558 \*

COMPANY OR FIRM NAME	BUYER
ADDRESS	ADDRESS
CITY	CITY COUNTY
SALES REPRESENTATIVE	PHONE
	STATE AND ZIP CODE S.S.#

MAKE	MODEL	NEW/USED	(SERIAL OR MOTOR NO.)	DATE
YEAR	COLOR	TYPE	MILEAGE	STOCK NO. APPROX. DELIVERY DATE

ADDITIONAL EQUIPMENT-OPTIONS OR WORK TO BE DONE		CASH PRICE OF VEHICLE	
CASH PRICE OF VEHICLE	\$		
FREIGHT		TOTAL CASH DELIVERED PRICE	
COLOR & TRIM		TRADE ALLOWANCE (A)	
ACCESSORIES		TRADE ALLOWANCE (B)	
		DIFFERENCE	
		BALANCE OWED ON TRADE	
		PARTIAL PAYMENT	
		CASH ON DELIVERY	
		UNPAID BALANCE	
		CREDIT DESIRED- YES <input type="checkbox"/> NO <input type="checkbox"/>	
		INSURANCE DESIRED- YES <input type="checkbox"/> NO <input type="checkbox"/>	
		(See contract conditions on reverse side)	
		RECORD OF TRADE-IN (A)	
		MAKE & YEAR	TYPE MODEL COLOR
		MILEAGE	SERIAL NO.
		RECORD OF TRADE-IN (B)	
		MAKE & YEAR	TYPE MODEL COLOR
		MILEAGE	SERIAL NO.

**BUYER'S CERTIFICATION**

I hereby certify that:

- (1) The face and reverse sides of this contract set forth all of the terms and conditions of the contract; there are no other contracts or provisions, oral or written, supplementary or in addition to the provisions expressly set forth in this contract; this contract cancels and supersedes all other understandings and agreements of the parties prior to the signing hereof and as of the date hereof, when signed by the dealer, comprises the complete agreement of the parties, AND
- (2) I have read the terms and conditions of this contract and have received a true copy thereof; AND
- (3) I guarantee that the title of my trade-in-vehicle(s) is not now and never has been a salvage and/or (branded) title. If a salvage and/or (branded) title is delivered, the selling dealer may elect to void this sale and/or elect to collect damages (including but not limited to dealer's expenses and lost profits) from me for the difference in value had my title not been salvage and/or (branded).

Signed

Notice to Buyer: Do not sign this instrument before you read it, or, if it contains blank spaces. You are entitled to a copy of the instrument you sign. Buyer states that the amounts shown on this instrument were quoted to them before they agreed to the sale.

CUSTOMER NOTE THAT THE VEHICLE IS BEING SOLD "AS IS" BY THE SELLING DEALER. SHOULD THE MANUFACTURER'S WARRANTY APPLY TO THIS VEHICLE, IT IS DIRECTLY OFFERED BY THE MANUFACTURER TO THE CUSTOMER. THE SELLING DEALER HEREBY EXPRESSLY DISCLAIMS ALL WARRANTIES, EITHER EXPRESSED OR IMPLIED, INCLUDING ANY IMPLIED WARRANTIES OF MERCHANTABILITY OR FITNESS FOR A PARTICULAR PURPOSE, AND NEITHER ASSUMES NOR AUTHORIZES ANY OTHER PERSON TO ASSUME FOR IT ANY LIABILITY IN CONNECTION WITH THE SALE OF THIS VEHICLE. BUYER SHALL NOT BE ENTITLED TO RECOVER FROM THE SELLING DEALER ANY CONSEQUENTIAL DAMAGES, DAMAGES TO PROPERTY, DAMAGES FOR LOSS OF USE, LOSS OF TIME, LOSS OF PROFITS, OR INCOME, OR ANY OTHER INCIDENTAL DAMAGES.

**CONTRACTUAL DISCLOSURE STATEMENT:**

The information you see on the window form for this vehicle is part of this contract. Information on the window form overrides any contrary provisions in the contract of sale.

X \_\_\_\_\_  
(Buyer's Signature)

X \_\_\_\_\_  
(Buyer's Signature)

ACCEPTED BY X \_\_\_\_\_  
(Dealer of their authorized representative)



THE CONTRACT CONDITIONS OF THIS ORDER ARE CONTINUED ON THE REVERSE SIDE HEREOF





Hilary Bolling &lt;hilary.bolling@ravennabluejays.org&gt;

---

## Van Purchase

1 message

---

**Ken Schroeder** <ken.schroeder@ravennabluejays.org>

Wed, Jan 29, 2025 at 4:07 PM

To: Hilary Bolling &lt;hilary.bolling@ravennabluejays.org&gt;

Hilary-

Attached is the purchase agreement for the van I intend for the school to buy after the February 10th board meeting. This will be a depreciation fund expenditure.

I am currently (next Wednesday) having the van inspected by an independent Ford Dealership in Lincoln. Provided that inspection doesn't reveal any serious concerns. I'll recommend the board approve its purchase at the February 10th Board Meeting.

I will be paying for the inspection via credit card transaction, since we don't have a direct bill set up with the dealership in Lincoln and don't foresee any need to do so. I will remind you of that transaction, when I use my credit card to make it.

-Ken

--

Ken Schroeder  
Ravenna Superintendent of Schools  
(308) 452-3249 ext. 1194

**Van Purchase 2025 - 2016 Ford Transit.pdf**

1670K

Account	Status	Type	Term	Next Maturity	Rate	Balance	Redemption
50043	Active	Flex 9 Month CD	9 Months	2/4/2025	2.72%	\$ 515,055.07	\$ 511,447.15
70099	Active	Flex 9 Month CD	9 Months	2/15/2025	2.72%	\$ 273,302.24	\$ 273,884.41
54425	Active	5 Mo Special	5 Months	2/16/2025	4.91%	\$ 541,423.50	\$ 531,518.26
54427	Active	5 Mo Special	5 Months	2/16/2025	4.91%	\$ 101,224.14	\$ 99,372.27
54428	Active	5 Mo Special	5 Months	2/16/2025	4.91%	\$ 404,896.55	\$ 397,489.05
50094	Active	Flex 9 Month CD	9 Months	2/28/2025	2.72%	\$ 5,646.45	\$ 5,595.96
53372	Active	13 Mo Special	13 Months	3/14/2025	5%	\$ 101,433.88	\$ 98,738.24
53374	Active	13 Mo Special	13 Months	3/14/2025	5%	\$ 519,002.89	\$ 505,210.21
53375	Active	13 Mo Special	13 Months	3/22/2025	5%	\$ 1,000,000.00	\$ 972,328.77

March board meeting:

- Discuss plans for Special building funds, balance roughly \$1,548,175.62 in 9 month Flex (
- Discuss plans for Employee Benefit funds, balance roughly \$203,706.47 in 9 month Flex (
- Discuss plans for General Fund CD funds, balance \$1,000,000 in maturing CD and Flex CD
- Discuss plans for Depreciation funds in checking balance roughly \$587,159.74

Fund	Plan
Special Building	No action, let roll over to 9 month flex CD
General	No action, let roll over to 9 month flex CD
Special Building	Close and deposit to Flex CD 50043
Employee Benefit	Close and deposit to Flex CD 50094
Depreciation	Close and deposit to checking 380151
Employee Benefit	No action, let roll over to 9 month flex CD
Employee Benefit	Close and deposit to Flex CD 50094
Special Building	Close and deposit to Flex CD 50043
General	Renew at best rate/term for CD

CD #50043

CD #50094

∪ balance \$273,884.41

## Board of Education Regular Meeting

High School Library  
P.O. Box 8400  
Ravenna, NE 68869-8400

Monday, January 13, 2025 7:00 PM

Kelly Bock: Present  
Misti Fiddelke: Present  
Micah Miigerl: Present  
Ryan Osten: Present  
Dawn Standage: Present  
Mike Voelker: Present

1. Call to Order and Roll Call - Open Meeting Law
2. Discuss, consider, and take all action necessary to new board members taking their oath of office
3. Discuss, consider, and take all action necessary to the Annual Board Member Photo - Mrs. Paige Havranek
4. Excuse Absent Board Members
5. The Pledge of Allegiance
6. Recitation of School Mission Statement: *Preparing Students Today to Succeed Tomorrow: Family-Community-School*
7. Recitation of Board Mission Statement: *Providing collaborative leadership to prepare students today to succeed tomorrow.*
8. Approval of Agenda  
Motion to approve the agenda passed with a motion by Ryan Osten and a second by Mike Voelker.
9. Financial Report
10. Reorganization of the Ravenna School Board
  - 10.1. Review of Conflict of Interest Policy, Conflict of Interest Statutes, & Board Code of Ethics
  - 10.2. Annual Review of Ravenna Board of Education Policy on Complaints, Policy 2006
  - 10.3. Election of Officers

#### 10.3.1. President

Motion to elect Fiddelke as president passed with a motion by Ryan Osten and a second by Micah Miigerl.

#### 10.3.2. Vice-President

Motion to elect Voelker as vice-president passed with a motion by Ryan Osten and a second by Dawn Standage.

#### 10.3.3. Secretary

Motion to elect Standage as board secretary passed with a motion by Mike Voelker and a second by Ryan Osten.

### 10.4. Appointments

#### 10.4.1. Treasurer

Motion to appoint Hilary Bolling as Treasurer for the Ravenna Public School Board passed with a motion by Ryan Osten and a second by Dawn Standage.

#### 10.4.2. Authorized Representatives for Federal & State Programs

Motion to appoint Ken Schroeder (Superintendent) as School District's Representative for all State and Federal Programs passed with a motion by Ryan Osten and a second by Mike Voelker.

#### 10.4.3. Discuss, consider, and take all action necessary to appoint Ken Schroeder as the district's Title IX Coordinator & Compliance Coordinator as per Board Policy #3057

Motion to appoint Ken Schroeder as the district's Title IX Coordinator & Compliance Coordinator as per Board Policy #3057 passed with a motion by Mike Voelker and a second by Dawn Standage.

#### 10.4.4. Bus Mechanic for Bus Inspections

Motion to appoint Ravenna Coop, Complete Auto, Holiday Express Bus/Nebraska Bus & Coach, MC Auto, & Todd VanWinkle as mechanics to perform all vehicle inspections passed with a motion by Ryan Osten and a second by Micah Miigerl.

### 10.5. Name Fund Depository For Ravenna Public Schools

Motion to appoint Town & Country Bank as Fund depository for Ravenna Public Schools passed with a motion by Dawn Standage and a second by Mike Voelker.

### 10.6. Designate Legal Newspapers for Ravenna Public Schools

Motion to designate "The Ravenna News," "The Kearney Hub," and "The Omaha-World Herald" as the legal newspapers for Ravenna Public Schools passed with a motion by Ryan Osten and a second by Mike Voelker.

### 10.7. Designate Method for Publicizing Meetings of the Ravenna Board of Education

Motion to publicize meeting of the Ravenna Board of Education in accordance with Board Policy 2008 passed with a motion by Mike Voelker and a second by Dawn Standage.

#### 10.8. Designate Legal Counsel for Ravenna Public Schools

Motion to designate KSB Law Firm or Perry Law Firm as legal counsel for Ravenna Public Schools passed with a motion by Ryan Osten and a second by Mike Voelker.

#### 10.9. Appoint Standing Committees

##### 10.9.1. American Civics

Motion that Fiddelke, Bock, Miigerl serve as representatives on the American Civics Committee for the 2025 year passed with a motion by Ryan Osten and a second by Dawn Standage.

##### 10.9.2. Policy

Motion that Fiddelke, Bock, Miigerl serve as representatives on the Policy Committee for the 2025 year passed with a motion by Mike Voelker and a second by Dawn Standage.

##### 10.9.3. Negotiations

Motion that all board members serve on the negotiations committee for the 2025 year passed with a motion by Ryan Osten and a second by Mike Voelker.

##### 10.9.4. Building & Grounds

Motion that all board members serve on the building and grounds committee for the 2025 year passed with a motion by Mike Voelker and a second by Dawn Standage.

##### 10.9.5. Transportation

Motion that all board members serve on the transportation committee for the 2025 year passed with a motion by Ryan Osten and a second by Dawn Standage.

##### 10.9.6. Finance

Motion that Osten, Standage, Voelker serve as representatives on the finance committee for the 2025 year passed with a motion by Micah Miigerl and a second by Mike Voelker.

#### 11. Consent Agenda

Motion to approve the consent agenda passed with a motion by Ryan Osten and a second by Mike Voelker.

##### 11.1. Discuss, consider, and take all necessary action to minutes

##### 11.2. Discuss, consider, and take all necessary action to bills

11.3. Notice of Meeting Publication: The notice for this board meeting was published in the January 8th Edition of *The Ravenna News*

11.4. Discuss, consider, and take all action necessary to the resignation of kitchen staff member, Pearl Sklenar

#### 12. Artist of the Month - Austin Beer

#### 13. Request to Address the Board and Correspondence

#### 14. Information and Action Items

14.1. Discuss, consider, and take all necessary action regarding negotiations with the REA (Possible Executive Session) @ 7:30 PM

Motion to approve the 2025-26 Negotiated Agreement with the REA, as presented, passed with a motion by Ryan Osten and a second by Dawn Standage.

14.2. Discuss, consider, and take all action necessary to 2025-26 Special Education Service Contracts with ESU 10 of Kearney

Motion to approve the 2025-26 contract for special education services with ESU 10, as presented, passed with a motion by Dawn Standage and a second by Ryan Osten.

14.3. Discuss, consider, and take all action necessary to the hiring of a Licensed Mental Health Practitioner (LMHP) Position

Motion to approve the hiring of Angie Drahota as LMHP for the 2025-26 school year passed with a motion by Mike Voelker and a second by Ryan Osten.

14.4. Discuss, consider, and take all action necessary to the hiring of school counselor

Motion to hire Stacie Loeffelholz as K-12 school counselor for the 2025-26 contract term passed with a motion by Micah Miigerl and a second by Kelly Bock.

14.5. Discuss, consider, and take all action necessary to the hiring of the media specialist

Motion to approve hiring of Julie Maulsby as high school media specialist for the 2025-26 school year passed with a motion by Ryan Osten and a second by Mike Voelker.

14.6. Discuss, consider, and take all action necessary to the hiring of middle school/high school language arts teacher

Motion to approve the hiring of Sadie Hansen as middle school language arts teacher for the 2025-26 contract term passed with a motion by Dawn Standage and a second by Ryan Osten.

15. Discussion Items

15.1. Policy Review-1000 Series & 2000 Series

15.2. Discuss, consider, and take all action necessary to Ravenna Public School Board Policy 5022

15.3. Discuss, consider, and take all action necessary to mid-year school board policy update

15.4. Discuss, consider, and take all necessary action to Board Member Appointments to the Ravenna Public Schools Foundation

16. Elementary Principal's Report - Certificated Staff Evaluation Instrument Update

17. Secondary Principal's Report - Certificated Staff Evaluation Instrument Update

18. Superintendent's Report

19. Board Report

20. Positive Comments

Congratulations to the Ravenna High School One-Act Cast and Crew on their back to back state championship and on their 12th consecutive appearance at the Nebraska High School State One-Act Competition. -Ravenna Board of Education

A special welcome to our new school board members, Mr. Micah Miigerl and Mr. Kelly Bock. The board is excited to have you as part of the Ravenna Public Schools Board of Education. -Misti Fiddelke

21. Adjournment

Motion to adjourn at 7:46 PM passed with a motion by Mike Voelker and a second by Ryan Osten.

## **PUBLIC PARTICIPATION**

INSTRUCTIONS FOR MEMBERS OF THE PUBLIC WHO WISH TO SPEAK:  
This is the portion of the meeting when members of the public may speak to the board about matters of public concern.

- **Getting Started:** When you have been recognized, please stand and state your name.
- **Time Limit:** The board will generally allow a total of 30 minutes for the presentation of all public comments. Individuals may speak only one time, and must limit comments to around 5 minutes. If there are more than 6 individuals who wish to address the board, the 30 minutes will be divided equally between the number of speakers. These time limits may be changed by a majority vote of the board members in attendance to extend the time for a specific item or speaker.
- **Personnel or Student Topic:** If you are planning to speak about a personnel or a student matter involving an individual, please understand that the district has a complaint policy and/or procedures to resolve such complaints and concerns. The Board requests that you follow the policy and procedures before addressing these matters with the Board. Board members will generally not respond to any questions you ask or comments about individual staff members or students.
- **General Rules:** This is a public meeting for the conduct of business. Comments from the audience while others are speaking will not be tolerated. Lewd, obscene, profane, slanderous, threatening and hostile conduct or statements and fighting words (words whose mere utterance entails a call to violence) will not be tolerated.
- **No Action by the Board:** The board will not act on any matter unless it is on the published agenda.

BY-LAWS  
OF  
RAVENNA PUBLIC SCHOOLS FOUNDATION

ARTICLE I  
OFFICES

The principal office of the Foundation shall be in the City of Ravenna, the County of Buffalo, in the State of Nebraska. The business of the Foundation may be conducted at any place convenient to the Board of Directors and officers.

ARTICLE II  
MEMBERS

This Foundation shall have no members.

ARTICLE III  
BOARD OF DIRECTORS

Section 1. General Powers. The business and affairs of the Foundation shall be managed by its Board of Directors, which shall have and shall exercise all of the powers of the Foundation subject to any limitations imposed by the Articles of Incorporation of the Kearney Area Community Foundation and these By-Laws.

Section 2. Number of Directors. There shall be nine (9) regular Directors of the Foundation, three (3) of whom shall be members of the Board of Education of the Ravenna Public Schools (two of whom will be appointed and the third member shall be the President of the Board), three (3) of whom shall be members of the certificated staff of the Ravenna Public Schools, and three (3) of whom shall be members of the Ravenna Area Community. The Superintendent of Schools of the Ravenna Public Schools shall be an ex-officio non-voting member of the Board of Directors.

Section 3. Election and Term. All regular Directors shall be appointed by a majority vote of the Board of Education of the Ravenna Public Schools for terms of three years except the appointed members of the Board of Education shall serve a term of two (2) years. Each Director shall serve until his or her successor has been appointed and taken office. The Board of Education of the Ravenna Public Schools shall hold regular elections for members of the Board of Directors at its regularly scheduled meeting in February of each calendar year in which the term of one or more Directors shall expire. Directors so elected shall take office at the next regularly scheduled meeting of the Board of Directors. A vacancy on the Board of Directors, whether caused by death, resignation, or removal of a Director or by an increase in the number of Directors may be filled at any

time by the Board of Education of the Ravenna Public Schools. A Director appointed to fill a vacancy shall hold office only for the remaining term of the Director whose vacancy is being filled. The terms of the directors shall be staggered so that no more than three directors shall have terms expire in any one year. No more than four consecutive terms may be served by any one Director.

The initial Board of Directors will be appointed in such a manner in that one member of the Board of Education of the Ravenna Public Schools, one member of the Certificated Staff, and one member of the Ravenna Area Community will be appointed for term of one year; one member of the Board of Education of the Ravenna Public Schools, one member of the Certificated Staff and one member of the Ravenna Area Community shall be appointed for two years; and one member of the Certificated Staff and one member of the Ravenna Area Community shall be appointed for three years.

Section 4. Regular Meetings. A regular annual meeting of the Board of Directors shall be held on the first Monday of the month of February in each calendar year in the High School Library of the Ravenna Public Schools. The Board of Directors may provide by resolution the time and place for holding additional regular meetings of the Board of Directors. Said meetings shall be held without further notice other than the notice provided by these By-Laws and applicable resolutions.

Section 5. Special Meetings. Special meetings of the Board of Directors may be called by or at the request of the President or any two (2) Directors. The person or persons authorized to call special meetings of the Board of Directors may fix any time and place for the holding of any such special meetings of the Board called by them.

Section 6. Notice of Special Meetings. Notice of the date, time, and place of any special meeting shall be given at least three (3) days prior thereto by written notice delivered personally, by mail, or by other electronic device to each Director at his or her address as shown by the records of the Foundation. Neither the business to be transacted, nor the purpose of any special meeting of the Board of Directors need be specified in the Notice of such meeting unless specifically required by law or by these By-Laws.

Section 7. Quorum. A majority of the number of regular Directors as provided herein shall constitute a quorum for the transaction of business at any meeting of the Board of Directors, but if less than such majority is present at a meeting, a majority of the Directors present may adjourn the meeting.

Section 8. Manner of Acting. The act of the majority of the Directors present at a meeting at which a quorum is present shall be the act of the Board of Directors, unless the act of a greater number is required by law or by these By-Laws.

Section 9. Removal. Any Director may be removed from office by a two thirds (2/3) majority vote of the Board of Directors of the Foundation for any cause deemed sufficient by the Board in its sole discretion.

KAREN A. HAASE <sup>NE, SD, IA, WY</sup>  
STEVE WILLIAMS <sup>NE, SD</sup>  
BOBBY TRUHE <sup>NE, SD</sup>  
COADY H. PRUETT <sup>NE, SD, CO</sup>  
JORDAN JOHNSON <sup>NE, SD, WY</sup>



TYLER COVERDALE <sup>SD</sup>  
SARA HENTO <sup>SD, NE</sup>  
AMANDA DABNEY <sup>NE</sup>  
SHARI RUSSELL, Paralegal

---

## M E M O R A N D U M

---

To: KSB Policy Service Subscribers  
FROM: KSB School Law  
DATE: December 2, 2024  
RE: 2024 Midyear Policy Updates

---

No one likes midyear policy updates, but thanks to the Unicameral and federal programs monitoring, it's a necessity for 2024. A few laws passed during the last legislative session contained changes with an effective date of January 1, 2025. NDE has been making the rounds on federal purchasing and procurement reviews. We're sending the update now so you can at least discuss it at your December meetings and act in either December or January.

We already discussed most of the updates below during our first policy update webinar and have presented on the changes several times. For that reason, we are not holding an accompanying webinar with this midyear update. However, if you have any questions about either update, please reach out to one of us or send an email to [ksb@ksbschoollaw.com](mailto:ksb@ksbschoollaw.com).

301 SOUTH 13TH STREET, SUITE 210  
LINCOLN, NEBRASKA 68508

KSB SCHOOL LAW, PC, LLO  
KSBSCHOOLLAW.COM  
(402) 804-8000  
*ATTORNEYS LICENSED IN STATES INDICATED*

300 NORTH DAKOTA AVENUE,, SUITE 609  
STOIX FALLS, SOUTH DAKOTA 57104

## **Policy Changes**

---

### **REVISION OF POLICY 2008: MEETINGS**

Beginning January 1, 2025, school districts will have two options to choose from to give notice of their meetings, and it depends on whether you have time to get your notice in the local newspaper. Schools may select one of the following options:

- (1) Publish in a newspaper of general circulation within the school's jurisdiction that is finalized for printing prior to the time and date of the meeting AND (2) post on the newspaper's website, if available, AND (3) post on a statewide website established and maintained as a repository for such notices by a majority of Nebraska newspapers; ***OR***
- (1) Post to the newspaper's website, if available, AND (2) post to a statewide website established and maintained as a repository for such notices by a majority of Nebraska newspapers if no edition of a newspaper of general circulation within the public body's jurisdiction is to be finalized for printing prior to the time and date of the meeting.

After January 1, 2025, in cases where a newspaper refuses, neglects, or is unable to timely publish the notice, the school district may lawfully advertise its meeting by (1) posting the notice on its website, if available, and (2) submitting a post on a statewide website established and maintained as a repository for such notices by a majority of Nebraska newspapers, AND (3) posting the notice in a "conspicuous public place" within its jurisdiction. The school must keep a written record of the posting.

**This change is required.**

---

### **REVISION OF POLICY 3004.1: FISCAL MANAGEMENT FOR PURCHASING AND PROCUREMENT USING FEDERAL FUNDS**

In October, NDE released new technical assistance guides regarding federal grant purchasing. Based on a review of those technical assistance guides, we made several minor changes to 3004.1 for clarity.

We also made a few tweaks based on "findings" from audits several schools have been through. While we don't believe all of these things are required by law to be in your policy, we know you also want to pass those audits and

reviews when you get them. As always, if you go through a review by NDE and they note any policy deficiency, please let us know.

**These changes are required.**

---

**REVISION OF POLICY 3060: FIREARMS AND WEAPONS -  
NON-STUDENTS**

As you know, changes to Nebraska's firearms laws required an update to KSB's policy this past summer. Among the changes was the right of Class I and II school districts (those with a district-wide population of less than 5,000 residents) to allow "authorized security personnel" to carry firearms and ammunition on school grounds, in school vehicles, and at school activities.

Authorized security personnel could be employees, contractors, or other individuals you authorize as a school board. One of the things we have discussed since this spring is the uncertainty around insurance coverage for those schools that plan to implement authorized security personnel programs. As we understand it, ALICAP, EMC, and other school carriers plan to do at least some exclusions for schools that authorize security personnel other than those already authorized to carry in the law (like law enforcement officers). Before implementing an authorized security personnel program, we strongly recommend that you consult with your insurance provider to fully understand coverage you may and may not have this year and in future coverage years.

The law also required NDE and the State Patrol to create a sample policy for those schools that do plan to have an authorized security personnel program. Many of the changes we have included in the updated policy 3060 are concepts from that sample policy. You are not required to adopt the NDE/State Patrol model, but it is helpful in a legal sense to follow the lead of the agencies on items like training, background checks, and other safety protocols. You can access the draft model policy [here](#).

Many administrators and board members have asked us our opinion on this option for their schools. We worry about whether you have insurance coverage; we worry about semi-trained employees or contractors (compared to law enforcement officers) put in this position; and we worry about the safety of your students, staff, and patrons. We also hear from many of you that even if you call law enforcement, they are 30+ minutes away much of

the time. In summary, we're not in support of or opposed to the concept, but our advice is that you should thoroughly think through the legal and practical implications of a program like this. We are happy to be part of this conversation with you and your school boards as well.

**This change is OPTIONAL for Class I and II school districts, only.**

---

## **CONCLUSION**

It is all too easy to adopt policies that look good but that do not actually reflect how the school operates or assist the school in accomplishing its goals. Every year we stress that it is very important to us to give you a working, useful set of policies and a continuing ***policy service***. For our Complete Service subscribers, there is no additional charge for revisions to our policies or consultation about them. Please don't hesitate to contact any of us with questions about the updates or other policies. Our group e-mail address is [ksb@ksbschoollaw.com](mailto:ksb@ksbschoollaw.com).

## **2008 Meetings**

The formation of policy is public business and will be conducted openly in accordance with the Nebraska Open Meetings Act.

### 1. Types of Meetings

- a. The board shall hold its regular meetings on or before the third Monday of each month.
- b. Special and emergency meetings may be called as provided by law.
- c. The board may schedule work sessions and retreats in order to provide board members and administrators with the opportunity to plan, research, and engage in discussion.

### 2. Notice

The board shall give reasonable advance publicized notice of the time and place of each of its meetings, which generally will be 48 hours or more in advance of the meeting. Such notice shall be transmitted to all members of the board and to the public.

**Publication Procedure if the Newspaper Will Be Finalized for Printing Prior to the Time and Date of the Meeting.** Notice of regular and special meetings shall be (1) published in a newspaper of general circulation within the district that is finalized for printing prior to the time and date of the meeting, (2) posting on the newspaper's website, if available, and (3) posting on a statewide website established and maintained as a repository for such notices by a majority of Nebraska newspapers.

**Publication Procedure if the Newspaper Will Not Be Finalized for Printing Prior to the Time and Date of the Meeting.** Notice of regular and special meetings shall be (1) posting on the newspaper's website, if available, and (2) posting on a statewide website established and maintained as a repository for such notices by a majority of Nebraska newspapers if no edition of a newspaper of general circulation within the school district's jurisdiction is to be finalized for printing prior to the time and date of the meeting.

Newspapers of general circulation in the district include the                     . Such notice shall contain a statement that the agenda

shall be readily available for public inspection at the administration office of the school during the normal business hours. In addition, the superintendent is authorized, but not required, to publish the notice of any meeting on the school district's website, posting in three prominent places within the school district, or by any other appropriate method designated by the board.

In case of refusal, neglect, or inability of the newspaper to timely publish the notice, the school district will (1) post the notice on its website, if available, (2) submit a post on a statewide website established and maintained as a repository for such notices by a majority of Nebraska newspapers, and (3) post the notice in a conspicuous public place in the school district's jurisdiction. The school district will keep a written record of the posting.

When it is necessary to hold an emergency meeting without reasonable advance public notice, the nature of the emergency shall be stated in the minutes of the meeting, and any formal action taken in such meeting shall pertain only to the emergency. Complete minutes of such emergency meetings specifying the nature of the emergency and any formal action taken at the meeting shall be made available to the public no later than the end of the next regular business day.

### 3. Weather Delays

In the event of inclement weather which makes it dangerous or unreasonable for board members or members of the public to attend a meeting for which notice has already been given, such meeting may be postponed by the board president. The board will communicate the delay to members of the public by posting it on the district's website and by following the same communication protocol that the district follows when student attendance at school is called off due to inclement weather. When possible, the board president and superintendent will attempt to communicate the information to local media members and business owners to assist in notifying the public of the delay. Notice of the date, time, and location of the postponed meeting will be advertised as required in the "Notice" section above.

### 4. Minutes

- a. The board shall keep minutes of all meetings showing the time, place, members present and absent, the method(s) and date(s) of the meeting notice, and the substance of all matters discussed.
- b. Any action taken on any question or motion duly moved and seconded shall be by roll call vote of the board in open session,

and the record shall state how each member voted, or if the member was absent or not voting.

- c. The minutes of all meetings and evidence and documentation received or disclosed in open session shall be public record and shall be published on the school district's website within ten working days of the last meeting or prior to the next convened meeting, whichever occurs earlier. The minutes shall be available on the website for at least six months.

Adopted on: \_\_\_\_\_

Revised on: \_\_\_\_\_

Reviewed on: \_\_\_\_\_

## **3004.1 Fiscal Management for Purchasing and Procurement Using Federal Funds**

### **I. Applicability of Policy**

This policy applies only to non-construction related purchases undertaken with federal funds which are subject to the federal Uniform Grant Guidance (UGG) and other applicable federal law, including but not limited to the Education Department and General Administration Regulations (EDGAR) and the United States Department of Agriculture (USDA) regulations governing school food service programs. In the event this policy conflicts or is otherwise inconsistent with mandatory provisions of the UGG, EDGAR or other applicable federal law, the mandatory provisions of the laws shall control.

All other non-construction purchases will be governed by the Board's general purchasing policy, which can be found earlier in this subsection. In the event of a conflict between state and federal law, the more stringent requirement shall apply.

This procurement policy shall govern all purchasing activities that relate to any aspect of the National School Lunch and Breakfast Programs. The district's goal is to fully implement all required procurement rules, regulations and policies set forth in 2 CFR 200, 7 CFR parts 210, 3016 and 3019, and by the Nebraska Department of Education.

### **II. Procurement System**

The District maintains the following purchasing procedures.

#### **A. Responsibility for Purchasing**

The authority to make purchases shall be governed by the District's purchasing policy, which can be found elsewhere in this section. Except as otherwise provided in the District's purchasing policy, the acquisition of services, equipment, and supplies shall be centralized in the administration office under the supervision of the superintendent of schools, who shall be responsible for developing and administering the purchasing program of the school district. Purchases or commitments of district funds that are not authorized by this policy will be the responsibility of the person making the commitment.

## **B. Methods of Purchasing**

The type of purchase procedures required depends on the cost of the item(s) being purchased.

### **1. Purchases up to \$10,000 (Micro-Purchases)**

Micro-purchase means an individual procurement transaction for supplies or services using simplified acquisition procedures, the annual aggregate amount of which does not exceed \$10,000. Micro-purchases may be made or awarded without soliciting competitive quotations, to the extent district staff determine that the cost of the purchase is reasonable. For purposes of this policy "reasonable" means the purchase is comparable to market prices for the geographic area.

To the extent practicable, the District distributes micro-purchases equitably among qualified suppliers. The District will follow its standard policy on purchasing, which can be found earlier in this subsection.

### **2. Purchases between \$10,000 and \$250,000 (Simplified Acquisition Procedures)**

Simplified acquisitions are purchases that, in the aggregate amount, are more than \$10,000 and less than \$250,000 annually. For simplified acquisitions, price or rate quotes shall be obtained in advance from a reasonable number of qualified sources as detailed in the district's standard policies on purchasing and on bid letting and contracts, which can be found earlier in this subsection.

### **3. Purchases Over \$250,000**

#### **a) Sealed Bids (Formal Advertising)**

For purchases over \$250,000, the district will generally follow the bidding process outlined in the board's policy on Bidding for Construction, Remodeling, Repair or Site Improvement. If sealed bids are not accepted for a purchase of over \$250,000, the district will retain an explanation for that decision.

#### **b) Contract/Price Analysis**

The District performs a cost or price analysis in connection with every procurement action in excess of \$250,000, including contract modifications. The district will make an independent estimate of costs prior to receiving bids or proposals.

4. **Noncompetitive Proposals (Sole Sourcing)**

- a) Procurement by noncompetitive proposals is procurement through solicitation of a proposal from only one source and may be used only when one or more of the following circumstances apply:
  - 1) The procurement transaction can only be fulfilled by a single source;
  - 2) The public exigency or emergency for the requirement will not permit a delay resulting from providing public notice of a competitive solicitation;
  - 3) The federal awarding agency or pass-through entity expressly authorizes written approval of noncompetitive proposals in response to a written request from the District; or
  - 4) After solicitation of a number of sources, competition is determined inadequate.
- b) Noncompetitive proposals may only be solicited with the approval of the superintendent or the board. Sufficient and appropriate documentation that justifies the sole sourcing decision must be maintained by the superintendent or designee.
- c) A cost or price analysis will be performed for noncompetitive proposals when the price exceeds \$250,000.

5. **Competitive Proposals.**

- a) The technique of competitive proposals is normally conducted with more than one source submitting an offer, and either a fixed price or cost-reimbursement type contract is awarded. It is generally used when conditions are not appropriate for the use of sealed bids. If this method is used, the following requirements apply:

- 1) Requests for proposals must be publicized and identify all evaluation factors and their relative importance. Any response to publicized requests for proposals must be considered;
  - 2) Proposals must be solicited from an adequate number of qualified sources; and
  - 3) Contracts must be awarded to the responsible firm whose proposal is most advantageous to the program, with price and other factors considered.
- b) The District may use competitive proposal procedures for qualifications-based procurement of architectural/engineering (A/E) professional services whereby competitors' qualifications are evaluated and the most qualified competitor is selected, subject to negotiation of fair and reasonable compensation. The method, where price is not used as a selection factor, can only be used to procure A/E professional services. The method may not be used to purchase other services provided by A/E firms are a potential source to perform the proposed effort.
- c) The District may select a proposal that offers the best value and that is based upon the proposer's responsiveness to the proposal, experience, reputation, staff qualifications, ability and capacity to carry on the work, price, honesty, integrity, skills, business judgment, financial stability, past performance, and other relevant factors. The evaluation may be conducted by the school board, a designated committee, or another designee of the school board.

### **C. Use of Purchase (Debit & Credit) Cards**

District use of purchase cards is subject to the policy on purchase cards which can be found elsewhere in this subsection.

### **D. Federal Procurement System Standards**

The district's procurement transactions will be conducted in a manner providing full and open competition consistent with 2 C.F.R §200.319.

The District will maintain and follow general procurement standards consistent with 2 C.F.R. §200.318.

### **E. Debarment and Suspension**

The District awards contracts only to responsible contractors possessing the ability to perform successfully under the terms and conditions of a proposed procurement. Consideration will be given to such matters as contractor integrity, public policy compliance, proper classification of employees (see the Fair Labor Standards Act, 29 U.S.C. 201, chapter 8), record of past performance, and financial and technical resources when conducting a procurement transaction.

The District may not subcontract with or award subgrants to any person or company who is debarred or suspended. For all contracts over \$25,000 the District verifies that the vendor with whom the District intends to do business with is not excluded or disqualified. 2 C.F.R. Part 200, Appendix II(1) and 2 C.F.R. §§ 180.220 and 180.300.

The District will verify debarment or suspension by revising the excluded parties list on SAM.gov, collecting a certification through the bidding process, and/or by including a debarment and suspension provision in the bid and contract documents. The Superintendent or his/her designee shall be responsible for such verification.

### **F. Settlements of Issues Arising Out of Procurements**

The District alone is responsible, in accordance with good administrative practice and sound business judgment, for the settlement of all contractual and administrative issues arising out of procurements. These issues include, but are not limited to, source evaluation, protests, disputes, and claims. These standards do not relieve the District of any contractual responsibilities under its contracts. Violations of law will be referred to the local, state, or federal authority having proper jurisdiction.

## **III. Conflict of Interest and Code of Conduct**

**A. Board and staff member conflicts of interest are governed by the district's conflict of interest policies.**

**B. Purchases covered by this policy are subject to the following additional provisions.**

1. Employees, officers, and agents engaged in the selection, award, and/or administration of district contracts which are prohibited from engaging in such actions if a real or apparent conflict of interest is present.
2. Such a conflict of interest would arise when the employee, officer, or agent, any member of his or her immediate family, his or her partner, or an organization which employs or is about to employ any of the parties indicated herein, has a financial or other interest in or a tangible personal benefit from a firm considered for a contract.
3. The board may determine at its discretion that a financial interest is not substantial enough to give rise to a conflict of interest.

### **C. Favors and Gifts**

An employee, officer, agent, and board member of the District may neither solicit nor accept gratuities, favors, or anything of monetary value from contractors or parties to subcontracts, except that this provision does not prohibit the receipt of unsolicited items of nominal value. For purposes of this policy, "nominal value" means a fair market value of \$25 or less.

### **D. Enforcement**

Disciplinary Actions including, but not limited to, counseling, oral reprimand, written reprimand, suspensions without pay, or termination of employment, will be applied for violations of such standards by officers, employees, board members, or agents of the District.

## **IV. Property Management Systems**

### **A. Property Classifications**

1. Equipment means tangible personal property (including information technology systems) having a useful life of more than one year and a per-unit acquisition cost that equals or exceeds the lesser of the capitalization level established by the District for financial statement purposes, or \$10,000.
2. Supplies means all tangible personal property other than those described in §200.33 Equipment. A computing device is a supply if the acquisition cost is less than the lesser of the

capitalization level established by the District for financial statement purposes or \$10,000, regardless of the length of its useful life. 2 C.F.R. §200.94.

3. Computing Devices means machines that acquire, store, analyze, process, and publish data and other information electronically, including accessories (or “peripherals”) for printing, transmitting and receiving, or storing electronic information. 2 C.F.R. §200.20.
4. Capital Assets means tangible or intangible assets used in operations having a useful life of more than one year which are capitalized in accordance with GAAP. Capital assets include:
  - a) Land, buildings (facilities), equipment, and intellectual property (including software) whether acquired by purchase, construction, manufacture, lease-purchase, exchange, or through capital leases; and
  - b) Additions, improvements, modifications, replacements, rearrangements, reinstallations, renovations or alterations to capital assets that materially increase their value or useful life (not ordinary repairs and maintenance). 2 C.F.R. §200.12.

## **B. Inventory Procedure**

Newly purchased property shall be received and inspected by the staff member who ordered it to ensure that that it matches the purchase order, invoice, or contract and that it is in acceptable condition.

Equipment, Computing Devices, and Capital Assets must be tagged with an identification number, manufacturer, model, name of individual who tagged the item, and date tagged).

## **C. Inventory Records**

For equipment, computing devices, and capital assets purchased with federal funds, the following information is maintained in the property management system:

1. Serial number;
2. District identification number;
3. Manufacturer;

4. Model;
5. Date tagged and individual who tagged it;
6. Source of funding for the property;
7. Who holds title;
8. Acquisition date and cost of the property;
9. Percentage of federal participation in the project costs for the federal award under which the property was acquired;
10. Location, use and condition of the property; and
11. Any ultimate disposition data including the date of disposal and sale price of the property.

The inventory list shall be adjusted by the superintendent of schools or his/her designee for property that is sold, lost, stolen, cannot be repaired, or that cannot be located.

#### **D. Physical Inventory**

1. A physical inventory of the property must be taken and the results reconciled with the property records at least once every two years.
2. The Superintendent or his/her designee will ensure that the physical inventory is performed. The physical inventory will generally occur during the months of June or July, but may be conducted during other time periods with the approval of the superintendent.

#### **E. Maintenance**

In accordance with 2 C.F.R. 313(d)(4), the District maintains adequate maintenance procedures to ensure that property is kept in good condition.

#### **F. Lost or Stolen Items**

The District maintains a control system that ensures adequate safeguards are in place to prevent loss, damage, or theft of the property. The District will notify the Federal agency or pass-through entity of any loss, damage, or theft of equipment that will have an impact on the program.

#### **G. Use of Equipment**

Equipment must be used in the program or project for which it was acquired as long as needed, whether or not the project or program continues to be supported by the federal award, and the District will not encumber the

property for any non-federal program use without prior approval of the federal awarding agency and the pass-through entity.

### **H. Disposal of Equipment**

When it is determined that equipment acquired under a federal award is no longer needed for the original project or program or for other activities currently or previously supported by a federal awarding agency, the Superintendent or his/her designee will contact the awarding agency (or pass-through for a state-administered grant) for disposition instructions.

If the item has a current fair market value of \$10,000 or less, it may be retained, sold, or otherwise disposed of with no further obligation to the federal awarding agency or pass-through entity. The Superintendent or his/her designee will utilize sales procedures which ensure the highest possible return on the disposal of the equipment.

### **I. Equipment Retention**

When included in the terms and conditions of the Federal award, the Federal agency may permit the recipient to retain equipment, or authorize a pass-through entity to permit the recipient to retain equipment, with no further obligation to the Federal Government unless prohibited by Federal statute or regulation.

### **J. Equipment and Capital Expenditures**

All equipment and capital expenditures shall comply with the rules and requirements of 2 CFR 200.439.

### **K. Depreciation**

All depreciation shall comply with the rules and requirements of 2 CFR 200.436.

### **L. Reporting and Recording Federal Property Interest**

The district will comply with federal interest reporting and submit annual reports, if required, regarding a real property interest due to a renovation, major remodeling, construction, or real property project funded by federal grant funds.

### **V. Financial Management**

## **A. Identification**

The District will identify, in its accounts, all federal awards received and expended and the federal programs under which they were received. Federal program and award identification include, as applicable, the CFDA title and number, federal award identification number and year, name of the federal agency, and, if applicable, name of the pass-through entity.

## **B. Financial Reporting**

The District will make an accurate, current, and complete disclosure of the financial results of each federal award or program in accordance with the financial reporting requirements set forth in the Education Department General Administrative Regulations (EDGAR).

## **C. Accounting Records**

The District maintains records which adequately identify the source and application of funds provided for federally-assisted activities. These records must contain information pertaining to grant or subgrant awards, authorizations, obligations, unobligated balances, assets, expenditures, income and interest and be supported by source documentation.

## **D. Internal Controls**

The Superintendent or his/her designee must maintain effective control and accountability for all funds, real and personal property, and other assets through board review and approval of claims, an annual audit of the district's finances pursuant to the applicable Nebraska Department of Education and federal rules and regulations, and comparison of expenditures and outlays to budgeted amounts. The District adequately safeguards all such property and assures that it is used solely for authorized purposes. The District takes reasonable cybersecurity and other measures to safeguard information including protected personally identifiable information.

## **E. Budget Control**

Actual expenditures or outlays will be compared with budgeted amounts for each federal award at least annually and more often as required by law or deemed prudent by the board or administrative staff.

## **F. Payment Methods**

The District will comply with applicable methods and procedures for payment that minimize the time elapsing between the transfer of funds and disbursement by the District, in accordance with the Cash Management Improvement Act at 31 CFR Part 205. Generally, the District receives payment from the Nebraska Department of Education on a reimbursement basis. 2 CFR § 200.305. However, if the District receives an advance in federal grant funds, the District will remit interest earned on the advanced payment quarterly to the federal agency. The District may retain interest amounts up to \$500 per year for administrative expenses. 2 CFR § 200.305(b)(9).

Consistent with state and federal requirements, the District will maintain source documentation supporting the federal expenditures (invoices, time sheets, payroll stubs, etc.) and will make such documentation available for the Nebraska Department of Education to review upon request.

### **G. Allowability of Costs**

Expenditures must be aligned with approved budgeted items. Any changes or variations from the state-approved budget and grant application need prior approval.

When determining how the District will spend its grant funds, the Superintendent or his/her designee will review the proposed cost to determine whether it is an allowable use of federal grant funds before obligating and spending those funds on the proposed good or service. All costs supported by federal education funds must meet the standards outlined in EDGAR, 2 CFR Part 3474 and 2 CFR Part. The Superintendent or his/her designee must consider these factors when making an allowability determination.

The Superintendent or his/her designee will consider Part 200's cost guidelines when federal grant funds are expended. The Superintendent or his/her designee will also consider whether all state - and District-level requirements and policies regarding expenditures have been followed.

### **H. Use of Program Income – Deduction, Addition, or Cost Sharing or Matching**

The default method for the use of program income for the District is the deduction method. 2 C.F.R. § 200.307(e). Under the deduction method, program income is deducted from total allowable costs to determine the net allowable costs. Program income will only be used for current costs unless the District is otherwise directed by the federal awarding agency or pass-through entity. 2 C.F.R. § 200.307(e)(1). The District may also request prior approval from the federal awarding agency to use the addition method. Under

the addition method, program income may be added to the Federal award by the Federal agency and the non-Federal entity. The program income must then be used for the purposes and under the conditions of the Federal award. 2 C.F.R. § 200.307(e)(2). The District may also request prior approval from the federal awarding agency to use the cost sharing or matching method.

While the deduction method is the default method, the District always refers to the grant award notice prior to determining the appropriate use of program income.

### **I. Cost Sharing or Matching**

For all Federal awards, any shared costs or matching funds and all contributions, including cash and third-party in-kind contributions, must be accepted as part of the non-Federal entity's cost sharing or matching when such contributions meet all of the following criteria:

- (1) Are verifiable from the non-Federal entity's records;
- (2) Are not included as contributions for any other Federal award;
- (3) Are necessary and reasonable for accomplishment of project or program objectives;
- (4) Are allowable under [subpart E \(Cost Principles\) of this part](#);
- (5) Are not paid by the Federal Government under another Federal award, except where the Federal statute authorizing a program specifically provides that Federal funds made available for such program can be applied to matching or cost sharing requirements of other Federal programs;
- (6) Are provided for in the approved budget when required by the Federal awarding agency; and
- (7) Conform to other provisions of this part, as applicable.

### **J. Documentation of Personnel Expenses**

Records that reflect charges to federal awards for salaries and wages will comply with the rules and requirements of 2 CFR 200.430.

## **VI. Written Compensation Policies**

### **A. Time and Effort Standards**

All employees who are paid in full or in part with federal funds must keep specific documents to demonstrate the amount of time they spent on grant activities. This includes an employee whose salary is paid with state or local funds but is used to meet a required "match" in a federal program. These

documents, known as time and effort records, are maintained in order to charge the costs of personnel compensation to federal grants. Charges to federal awards for salaries and wages must be based on records that accurately reflect the work performed. These records must:

- (1) Be supported by a system of internal controls which provides reasonable assurance that the charges are accurate, allowable, and properly allocated;
- (2) Be incorporated into official records;
- (3) Reasonably reflect total activity for which the employee is compensated, not exceeding 100% of compensated activities;
- (4) Encompass both federally assisted and all other activities compensated by the District on an integrated basis;
- (5) Comply with the established accounting policies and practices of the District and
- (6) Support the distribution of the employee's salary or wages among specific activities or costs objectives.

#### **B. Time and Effort Procedures**

Time and effort procedures will follow and comply with 2 CFR 200.430(i).

#### **C. Fringe Benefits**

Except as provided otherwise by federal law, the costs of fringe benefits will be allowable provided that the benefits are reasonable and required by law, a district-employee agreement, or another policy of the District.

#### **D. Leave**

The cost of fringe benefits in the form of regular compensation paid to employees during periods of authorized absences from the job, such as for annual leave, family-related leave, sick leave, holidays, court leave, military leave, administrative leave, and other similar benefits, are allowable if they are provided under established written District leave policies.

#### **E. Unexpected or Extraordinary Circumstances**

In the event of a pandemic or other unexpected or extraordinary circumstance, the District may close school or individual buildings. In such case, the District may compensate federally funded or other employees during such closure to ensure the return of staff to employment after the closure as allowed by state or federal law.

## **F. Documentation for Personnel Expenses**

Records that reflect charges to federal awards for salaries and wages will comply with the rules and requirements of 2 CFR 200.430.

## **VII. Other Contract Matters.**

### **A. Required Terms**

The non-Federal entity's contracts must contain the applicable provisions required by section 200.326 and described in Appendix II to Part 200—Contract Provisions for non-Federal Entity Contracts Under Federal Awards.

### **B. Contracting with Certain Vendors**

Pursuant to the standards contained in 2 C.F.R. § 200.321, the District will take all necessary affirmative steps to assure that minority businesses, women's business enterprises, veteran-owned businesses, and labor surplus area firms are used when possible consistent with state law.

**Buy American.** The District participates in the National School Lunch Program and School Breakfast Program and is required to use the nonprofit food service funds, to the maximum extent practicable, to buy domestic commodities or products for Program meals. A “domestic commodity or product” is defined as one that is either produced in the U.S. or is processed in the U.S. substantially using agricultural commodities that are produced in the U.S. as provided in 7 CFR 210.21(d). The District may deviate from this general requirement only if:

- The product is not produced or manufactured in the U.S. in sufficient and reasonably available quantities of a satisfactory quality; or
- Competitive bids reveal the costs of a U.S. product are significantly higher than the non-domestic product.

### **C. Record Keeping**

#### **1. Record Retention**

- a) The District maintains all records that fully show (1) the amount of funds under the grant or subgrant; (2) how the subgrantee uses those funds; (3) the total cost of each project; (4) the share of the total cost of each project provided from other sources; (5) other records to facilitate an effective audit; and (6) other records to show compliance with federal program requirements. 34 C.F.R.

§§ 76.730-.731 and §§ 75.730-.731. The District also maintains records of significant project experiences and results. 34 C.F.R. § 75.732. These records and accounts must be retained and made available for programmatic or financial audit.

- b) The U.S. Department of Education is authorized to recover any federal funds misspent within 5 years before the receipt of a program determination letter. 34 C.F.R. § 81.31(c). Schedule 10 (Local School Districts) and Schedule 24 (Local Agencies General Records) of the Nebraska Records Management Division as approved by the Nebraska Secretary of State/State Records Administrator requires the District to maintain records regarding federal awards for a minimum of six (6) years. Consequently, the District shall retain records for a minimum of six (6) years from the date on which the final Financial Status Report is submitted, unless otherwise notified in writing to extend the retention period by the awarding agency, cognizant agency for audit, oversight agency for audit, or cognizant agency for indirect costs. However, if any litigation, claim, or audit is started before the expiration of the record retention period, the records will be retained until all litigation, claims, or audit findings involving the records have been resolved and final action taken. 2 C.F.R. § 200.333.
- c) Records will be destroyed in compliance with Schedule 10, Schedule 24, and State law. This includes the completion of a Records Disposition Report.

## 2. Maintenance of Procurement Records

- a) The District must maintain records sufficient to detail the history of all procurements. These records will include, but are not necessarily limited to the following: rationale for the method of procurement, selection of contract type, contractor selection or rejection, the basis for the contract price (including a cost or price analysis), and verification that the contractor is not suspended or debarred.
- b) Retention of procurement records shall be in accordance with applicable law and Board policy.

## **D. Privacy**

The District has protections in place to ensure that the personal information of both students and employees is protected. These include the use of passwords that are changed on a regular basis; staff training on the requirements of the Family Educational Rights and Privacy Act (FERPA) and State confidentiality requirements; and training on identifying whether an individual requesting access to records has the right to the documentation.

Adopted on: September 11, 2023

Revised on: February 10, 2025

Reviewed on: February 10, 2025





Customer

RAVENNA PUBLIC SCHOOLS  
+1 - (308) 470 - 0502  
no@no.com

Vehicle

2016 Ford Transit Wagon  
VIN  
1FMZK1ZM6GKB45597  
59,300 Mi In

RO# : 181992

Tag# : 4621

Technician

GLEN VILLARREAL -  
20154,GLEN VILLARREAL -  
20154

2500 Wildcat Dr Lincoln NE US  
68521  
www.andersonoflincoln.com

Multi-Point Inspection

3. 99PX

Pass: 1     Caution     Fail     Not Applicable: 14     Refer Notes

Interior & Exterior

Lights Wipers & Air Filter	
Bulbs & Lights	<input checked="" type="checkbox"/> <input type="checkbox"/> <input type="checkbox"/> <input type="checkbox"/>
Windshield Wipers	<input checked="" type="checkbox"/> <input type="checkbox"/> <input type="checkbox"/>
Air Filter	<input checked="" type="checkbox"/> <input type="checkbox"/> <input type="checkbox"/> <input type="checkbox"/>
Refill Washer Fluid	<input checked="" type="checkbox"/> <input type="checkbox"/> <input type="checkbox"/> <input type="checkbox"/>
Check Fluids	<input checked="" type="checkbox"/> <input type="checkbox"/> <input type="checkbox"/> <input type="checkbox"/>

Under Hood

Battery Check	
Battery Terminals / Cables / Mountings	<input checked="" type="checkbox"/> <input type="checkbox"/> <input type="checkbox"/> <input type="checkbox"/>
Battery CCA	<input checked="" type="checkbox"/> <input type="checkbox"/> <input type="checkbox"/> <input type="checkbox"/>

Tires

Tread Depth	
Left Front	<input checked="" type="checkbox"/> <input type="checkbox"/> <input type="checkbox"/> <input type="checkbox"/>
Right Front	<input checked="" type="checkbox"/> <input type="checkbox"/> <input type="checkbox"/> <input type="checkbox"/>
Left Rear	<input checked="" type="checkbox"/> <input type="checkbox"/> <input type="checkbox"/> <input type="checkbox"/>
Right Rear	<input checked="" type="checkbox"/> <input type="checkbox"/> <input type="checkbox"/> <input type="checkbox"/>

Tire Pressure, Condition & Age	
LF Tire Pressure	<input type="checkbox"/> <input checked="" type="checkbox"/> <input type="checkbox"/> <input type="checkbox"/> <input type="checkbox"/>
RF Tire Pressure	<input type="checkbox"/> <input checked="" type="checkbox"/> <input type="checkbox"/> <input type="checkbox"/> <input type="checkbox"/>
LR Tire Pressure	<input type="checkbox"/> <input checked="" type="checkbox"/> <input type="checkbox"/> <input type="checkbox"/> <input type="checkbox"/>
RR Tire Pressure	<input type="checkbox"/> <input checked="" type="checkbox"/> <input type="checkbox"/> <input type="checkbox"/> <input type="checkbox"/>
Left Inner Tire Pressure	<input type="checkbox"/> <input checked="" type="checkbox"/> <input type="checkbox"/> <input type="checkbox"/> <input type="checkbox"/>
Right Inner Tire Pressure	<input type="checkbox"/> <input checked="" type="checkbox"/> <input type="checkbox"/> <input type="checkbox"/> <input type="checkbox"/>

Used Vehicle Inspection

2. UVI

Pass: 100     Caution: 1     Fail     Not Applicable: 11     Refer Notes

Tires

Tread Depth	
Left Front	11 /32" <input checked="" type="checkbox"/> <input type="checkbox"/> <input type="checkbox"/> <input type="checkbox"/>
Right Front	11 /32" <input checked="" type="checkbox"/> <input type="checkbox"/> <input type="checkbox"/> <input type="checkbox"/>

Tires

Tread Depth	
Left Rear	11 /32" <input checked="" type="checkbox"/> <input type="checkbox"/> <input type="checkbox"/> <input type="checkbox"/>
Right Rear	11 /32" <input checked="" type="checkbox"/> <input type="checkbox"/> <input type="checkbox"/> <input type="checkbox"/>



Customer

RAVENNA PUBLIC SCHOOLS  
+1 - (308) 470 - 0502

Vehicle

2016 Ford Transit Wagon  
VIN  
1FMZK1ZM6GKB45597

RO# : 181992

Tag# : 4621

Technician  
GLEN VILLARREAL -  
20154,GLEN VILLARREAL -  
20154

2500 Wildcat Dr Lincoln NE US  
68521  
www.andersonoflincoln.com

### Used Vehicle Inspection

#### Tires

Tire Pressure, Condition & Age					
Left Front Tire Condition & Pressure	<input type="checkbox"/>	<input checked="" type="checkbox"/>	<input type="checkbox"/>	<input type="checkbox"/>	<input type="checkbox"/>
Left Front Tire Age	0 years	<input checked="" type="checkbox"/>	<input type="checkbox"/>	<input type="checkbox"/>	<input type="checkbox"/>
Right Front Tire Condition & Pressure	<input type="checkbox"/>	<input checked="" type="checkbox"/>	<input type="checkbox"/>	<input type="checkbox"/>	<input type="checkbox"/>
Right Front Tire Age	0 years	<input checked="" type="checkbox"/>	<input type="checkbox"/>	<input type="checkbox"/>	<input type="checkbox"/>
Left Rear Tire Condition & Pressure	In: 72 psi	<input checked="" type="checkbox"/>	<input type="checkbox"/>	<input type="checkbox"/>	<input type="checkbox"/>
	Out: 72 psi				
Left Rear Tire Age	0 years	<input checked="" type="checkbox"/>	<input type="checkbox"/>	<input type="checkbox"/>	<input type="checkbox"/>
Right Rear Tire Condition & Pressure	In: 72 psi	<input checked="" type="checkbox"/>	<input type="checkbox"/>	<input type="checkbox"/>	<input type="checkbox"/>
	Out: 72 psi				
Right Rear Tire Age	0 years	<input checked="" type="checkbox"/>	<input type="checkbox"/>	<input type="checkbox"/>	<input type="checkbox"/>
Spare Tire Condition & Pressure	In: 51 psi	<input checked="" type="checkbox"/>	<input type="checkbox"/>	<input type="checkbox"/>	<input type="checkbox"/>
	Out: 51 psi				
Spare Tire Age	9 years	<input checked="" type="checkbox"/>	<input type="checkbox"/>	<input type="checkbox"/>	<input type="checkbox"/>
Alignment needed		<input checked="" type="checkbox"/>	<input type="checkbox"/>	<input type="checkbox"/>	<input type="checkbox"/>
Balance needed		<input checked="" type="checkbox"/>	<input type="checkbox"/>	<input type="checkbox"/>	<input type="checkbox"/>
Rotation needed		<input checked="" type="checkbox"/>	<input type="checkbox"/>	<input type="checkbox"/>	<input type="checkbox"/>

#### Brakes

Brake System					
Brake System (Including Lines, Hoses and Parking Brake)		<input checked="" type="checkbox"/>	<input type="checkbox"/>	<input type="checkbox"/>	<input type="checkbox"/>
Anti Skid		<input checked="" type="checkbox"/>	<input type="checkbox"/>	<input type="checkbox"/>	<input type="checkbox"/>
Parking Brake		<input checked="" type="checkbox"/>	<input type="checkbox"/>	<input type="checkbox"/>	<input type="checkbox"/>
Brake Pads					
Left front	8 mm	<input checked="" type="checkbox"/>	<input type="checkbox"/>	<input type="checkbox"/>	<input type="checkbox"/>
Right front	8 mm	<input checked="" type="checkbox"/>	<input type="checkbox"/>	<input type="checkbox"/>	<input type="checkbox"/>
Left rear	8 mm	<input checked="" type="checkbox"/>	<input type="checkbox"/>	<input type="checkbox"/>	<input type="checkbox"/>
Right rear	8 mm	<input checked="" type="checkbox"/>	<input type="checkbox"/>	<input type="checkbox"/>	<input type="checkbox"/>

#### Interior & Exterior

Check Damages					
Dents		<input checked="" type="checkbox"/>	<input type="checkbox"/>	<input type="checkbox"/>	<input type="checkbox"/>
No Visible Damage		<input type="checkbox"/>	<input type="checkbox"/>	<input type="checkbox"/>	<input type="checkbox"/>
No damage inspection performed		<input checked="" type="checkbox"/>	<input type="checkbox"/>	<input type="checkbox"/>	<input type="checkbox"/>
Scratches		<input checked="" type="checkbox"/>	<input type="checkbox"/>	<input type="checkbox"/>	<input type="checkbox"/>

#### Interior & Exterior

Check Damages					
Windshield Condition (Cracks,Chips and Pitting)		<input checked="" type="checkbox"/>	<input type="checkbox"/>	<input type="checkbox"/>	<input type="checkbox"/>
Key Pad Code (If Available)		<input checked="" type="checkbox"/>	<input type="checkbox"/>	<input type="checkbox"/>	<input type="checkbox"/>
Front License Bracket		<input checked="" type="checkbox"/>	<input type="checkbox"/>	<input type="checkbox"/>	<input type="checkbox"/>
Lights					
Headlights/Turn Signals/High Beams/Fog Lights		<input checked="" type="checkbox"/>	<input type="checkbox"/>	<input type="checkbox"/>	<input type="checkbox"/>
Tail Lights/Turn Signals/Brake Lights/Reverse Lights		<input checked="" type="checkbox"/>	<input type="checkbox"/>	<input type="checkbox"/>	<input type="checkbox"/>
Exterior Lamps/Hazard Lights		<input checked="" type="checkbox"/>	<input type="checkbox"/>	<input type="checkbox"/>	<input type="checkbox"/>
Fog Lights		<input checked="" type="checkbox"/>	<input type="checkbox"/>	<input type="checkbox"/>	<input type="checkbox"/>
Parking Lights		<input checked="" type="checkbox"/>	<input type="checkbox"/>	<input type="checkbox"/>	<input type="checkbox"/>
License Plate Lights		<input checked="" type="checkbox"/>	<input type="checkbox"/>	<input type="checkbox"/>	<input type="checkbox"/>
Glove box light		<input checked="" type="checkbox"/>	<input type="checkbox"/>	<input type="checkbox"/>	<input type="checkbox"/>
Wipers & Horn					
Front Wipers		<input checked="" type="checkbox"/>	<input type="checkbox"/>	<input type="checkbox"/>	<input type="checkbox"/>
Rear Wiper		<input checked="" type="checkbox"/>	<input type="checkbox"/>	<input type="checkbox"/>	<input type="checkbox"/>
Horn		<input checked="" type="checkbox"/>	<input type="checkbox"/>	<input type="checkbox"/>	<input type="checkbox"/>
Other Services					
Accelerator pedal high effort or damage		<input checked="" type="checkbox"/>	<input type="checkbox"/>	<input type="checkbox"/>	<input type="checkbox"/>
Transmission park mechanisms holding ability		<input checked="" type="checkbox"/>	<input type="checkbox"/>	<input type="checkbox"/>	<input type="checkbox"/>
Transmission shift lock control function		<input checked="" type="checkbox"/>	<input type="checkbox"/>	<input type="checkbox"/>	<input type="checkbox"/>
Check that floor mats do not interfere with pedals, are the correct size, and are secured properly		<input checked="" type="checkbox"/>	<input type="checkbox"/>	<input type="checkbox"/>	<input type="checkbox"/>
Ignition lock cylinder operation		<input checked="" type="checkbox"/>	<input type="checkbox"/>	<input type="checkbox"/>	<input type="checkbox"/>
Inspect sunroof track & seal		<input checked="" type="checkbox"/>	<input type="checkbox"/>	<input type="checkbox"/>	<input type="checkbox"/>
Safety belts, buckles, latch plates, retractors & anchors		<input checked="" type="checkbox"/>	<input type="checkbox"/>	<input type="checkbox"/>	<input type="checkbox"/>
Safety belt reminder lights		<input checked="" type="checkbox"/>	<input type="checkbox"/>	<input type="checkbox"/>	<input type="checkbox"/>
Starter switch operation		<input checked="" type="checkbox"/>	<input type="checkbox"/>	<input type="checkbox"/>	<input type="checkbox"/>
Mirror Controls		<input checked="" type="checkbox"/>	<input type="checkbox"/>	<input type="checkbox"/>	<input type="checkbox"/>
Sun Visors		<input checked="" type="checkbox"/>	<input type="checkbox"/>	<input type="checkbox"/>	<input type="checkbox"/>
Door Trim Panel		<input checked="" type="checkbox"/>	<input type="checkbox"/>	<input type="checkbox"/>	<input type="checkbox"/>



Customer

RAVENNA PUBLIC SCHOOLS  
+1 - (308) 470 - 0502

Vehicle

2016 Ford Transit Wagon  
VIN  
1FMZK1ZM6GKB45597

RO# : 181992

Tag# : 4621

Technician

GLEN VILLARREAL -  
20154,GLEN VILLARREAL -  
20154

2500 Wildcat Dr Lincoln NE US  
68521  
www.andersonoflincoln.com

### Used Vehicle Inspection

#### Under Hood

Fluid Levels	
Engine Oil Level	<input checked="" type="checkbox"/> <input type="checkbox"/> <input type="checkbox"/> <input type="checkbox"/>
Engine Cooling System	<input checked="" type="checkbox"/> <input type="checkbox"/> <input type="checkbox"/> <input type="checkbox"/>
Power Steering Fluid	<input checked="" type="checkbox"/> <input type="checkbox"/> <input type="checkbox"/> <input type="checkbox"/>
Brake Reservoir Fluid	<input checked="" type="checkbox"/> <input type="checkbox"/> <input type="checkbox"/> <input type="checkbox"/>
Windshield Washer Fluid	<input checked="" type="checkbox"/> <input type="checkbox"/> <input type="checkbox"/> <input type="checkbox"/>
Transmission Fluid	<input checked="" type="checkbox"/> <input type="checkbox"/> <input type="checkbox"/> <input type="checkbox"/>
Diesel Exhaust Fluid (DEF)	<input type="checkbox"/> <input type="checkbox"/> <input type="checkbox"/> <input type="checkbox"/>
Hydraulic Suspension Fluid	<input type="checkbox"/> <input type="checkbox"/> <input type="checkbox"/> <input type="checkbox"/>
Drive axle	<input checked="" type="checkbox"/> <input type="checkbox"/> <input type="checkbox"/> <input type="checkbox"/>
Transfer case	<input type="checkbox"/> <input type="checkbox"/> <input type="checkbox"/> <input type="checkbox"/>
Fuel system (including gas cap seating)	<input checked="" type="checkbox"/> <input type="checkbox"/> <input type="checkbox"/> <input type="checkbox"/>
Oil life monitor %	100 % <input checked="" type="checkbox"/> <input type="checkbox"/> <input type="checkbox"/> <input type="checkbox"/>
Reset Oil Life Monitor	<input checked="" type="checkbox"/> <input type="checkbox"/> <input type="checkbox"/> <input type="checkbox"/>
Remaining Engine Oil Life %	100 % <input checked="" type="checkbox"/> <input type="checkbox"/> <input type="checkbox"/> <input type="checkbox"/>
Hoses/Lines	<input checked="" type="checkbox"/> <input type="checkbox"/> <input type="checkbox"/> <input type="checkbox"/>
Accelerates Smoothly	<input checked="" type="checkbox"/> <input type="checkbox"/> <input type="checkbox"/> <input type="checkbox"/>
Engine Mounts	<input checked="" type="checkbox"/> <input type="checkbox"/> <input type="checkbox"/> <input type="checkbox"/>
Belts and Wear/Adjustment	<input checked="" type="checkbox"/> <input type="checkbox"/> <input type="checkbox"/> <input type="checkbox"/>
Auto/Manual shift and noise normal	<input checked="" type="checkbox"/> <input type="checkbox"/> <input type="checkbox"/> <input type="checkbox"/>
Speed Control	<input checked="" type="checkbox"/> <input type="checkbox"/> <input type="checkbox"/> <input type="checkbox"/>
Water Pump	<input checked="" type="checkbox"/> <input type="checkbox"/> <input type="checkbox"/> <input type="checkbox"/>

Filters & Cooling Systems	
Passenger Compartment Air Filter	<input checked="" type="checkbox"/> <input type="checkbox"/> <input type="checkbox"/> <input type="checkbox"/>
Engine Air Filter	<input checked="" type="checkbox"/> <input type="checkbox"/> <input type="checkbox"/> <input type="checkbox"/>
Other Filter	<input type="checkbox"/> <input type="checkbox"/> <input type="checkbox"/> <input type="checkbox"/>
Radiator Core and Cap	<input checked="" type="checkbox"/> <input type="checkbox"/> <input type="checkbox"/> <input type="checkbox"/>
Air Conditioner/Heater	<input checked="" type="checkbox"/> <input type="checkbox"/> <input type="checkbox"/> <input type="checkbox"/>
Defrost	<input checked="" type="checkbox"/> <input type="checkbox"/> <input type="checkbox"/> <input type="checkbox"/>

Belts/Hoses/Spark Plugs	
Belts: Engine, Accessory, Serpentine and/or V-drive	<input checked="" type="checkbox"/> <input type="checkbox"/> <input type="checkbox"/> <input type="checkbox"/>
Cooling System Hoses	<input checked="" type="checkbox"/> <input type="checkbox"/> <input type="checkbox"/> <input type="checkbox"/>
Heater/AC Hoses/Hydraulic Hoses and Connections	<input checked="" type="checkbox"/> <input type="checkbox"/> <input type="checkbox"/> <input type="checkbox"/>

#### Under Hood

Belts/Hoses/Spark Plugs	
Spark Plugs	<input checked="" type="checkbox"/> <input type="checkbox"/> <input type="checkbox"/> <input type="checkbox"/>

Battery	
Battery Rating	<input checked="" type="checkbox"/> <input type="checkbox"/> <input type="checkbox"/> <input type="checkbox"/>
Battery Condition	<input checked="" type="checkbox"/> <input type="checkbox"/> <input type="checkbox"/> <input type="checkbox"/>
Battery, Cables and Connections	<input checked="" type="checkbox"/> <input type="checkbox"/> <input type="checkbox"/> <input type="checkbox"/>
Battery voltage	12.3 <input checked="" type="checkbox"/> <input type="checkbox"/> <input type="checkbox"/> <input type="checkbox"/>

Other Services	
Evaporative control system	<input checked="" type="checkbox"/> <input type="checkbox"/> <input type="checkbox"/> <input type="checkbox"/>
Gas struts on hood or lift gate for wear & hold open ability	<input checked="" type="checkbox"/> <input type="checkbox"/> <input type="checkbox"/> <input type="checkbox"/>
Hoses: engine, power steering and HVAC	<input checked="" type="checkbox"/> <input type="checkbox"/> <input type="checkbox"/> <input type="checkbox"/>
Convertible Top	<input type="checkbox"/> <input type="checkbox"/> <input type="checkbox"/> <input type="checkbox"/>
Door Locks/Handles	<input checked="" type="checkbox"/> <input type="checkbox"/> <input type="checkbox"/> <input type="checkbox"/>
Window Controls	<input checked="" type="checkbox"/> <input type="checkbox"/> <input type="checkbox"/> <input type="checkbox"/>
Carpet and Trim	<input checked="" type="checkbox"/> <input type="checkbox"/> <input type="checkbox"/> <input type="checkbox"/>
Jack/Spare Tire	<input checked="" type="checkbox"/> <input type="checkbox"/> <input type="checkbox"/> <input type="checkbox"/>
Number of Keys	<input checked="" type="checkbox"/> <input type="checkbox"/> <input type="checkbox"/> <input type="checkbox"/>
Number of Remotes	<input checked="" type="checkbox"/> <input type="checkbox"/> <input type="checkbox"/> <input type="checkbox"/>
Key FOB Operates Properly	<input checked="" type="checkbox"/> <input type="checkbox"/> <input type="checkbox"/> <input type="checkbox"/>
Child Locks	<input checked="" type="checkbox"/> <input type="checkbox"/> <input type="checkbox"/> <input type="checkbox"/>

#### Under Vehicle

Steering/Suspension	
Steering Components	<input checked="" type="checkbox"/> <input type="checkbox"/> <input type="checkbox"/> <input type="checkbox"/>
Front Suspension Components	<input checked="" type="checkbox"/> <input type="checkbox"/> <input type="checkbox"/> <input type="checkbox"/>
Rear Suspension Components	<input checked="" type="checkbox"/> <input type="checkbox"/> <input type="checkbox"/> <input type="checkbox"/>

Transmission/Axle	
Clutch Components & Operation	<input checked="" type="checkbox"/> <input type="checkbox"/> <input type="checkbox"/> <input type="checkbox"/>
CV Drive Axle Boots or Driveshafts & U-joints	<input type="checkbox"/> <input type="checkbox"/> <input type="checkbox"/> <input type="checkbox"/>
Chassis Components Lubrication	<input checked="" type="checkbox"/> <input type="checkbox"/> <input type="checkbox"/> <input type="checkbox"/>

Check For Fluid Leaks	
Engine Oil Leaks	<input checked="" type="checkbox"/> <input type="checkbox"/> <input type="checkbox"/> <input type="checkbox"/>
Cooling System Leaks	<input checked="" type="checkbox"/> <input type="checkbox"/> <input type="checkbox"/> <input type="checkbox"/>
Brake System Leaks	<input checked="" type="checkbox"/> <input type="checkbox"/> <input type="checkbox"/> <input type="checkbox"/>



**Customer**  
 RAVENNA PUBLIC SCHOOLS  
 +1 - (308) 470 - 0502

**Vehicle**  
 2016 Ford Transit Wagon  
 VIN  
 1FMZK1ZM6GKB45597

**RO# : 181992**  
**Tag# : 4621**  
 Technician  
 GLEN VILLARREAL -  
 20154, GLEN VILLARREAL -  
 20154


2500 Wildcat Dr Lincoln NE US  
 68521  
 www.andersonoflincoln.com

**Used Vehicle Inspection**

**Under Vehicle**

Check For Fluid Leaks	
Transmission System Leaks	<input checked="" type="checkbox"/> <input type="checkbox"/> <input type="checkbox"/> <input type="checkbox"/>
Steering System Leaks	<input checked="" type="checkbox"/> <input type="checkbox"/> <input type="checkbox"/> <input type="checkbox"/>
Other Services	
Exhaust system components	<input checked="" type="checkbox"/> <input type="checkbox"/> <input type="checkbox"/> <input type="checkbox"/>
Steering components and steering linkage	<input checked="" type="checkbox"/> <input type="checkbox"/> <input type="checkbox"/> <input type="checkbox"/>
Shocks and Struts (check operation)	<input checked="" type="checkbox"/> <input type="checkbox"/> <input type="checkbox"/> <input type="checkbox"/>

**Pending Recommendation(s)**

	1. FIX	Replace driveshaft. Driveshaft out of round causing vibration. -	Customer Pay	\$1,132.89
---	--------	--	--------------	------------

	Additional Fees	\$0.00
	Tax	\$0.00
	<b>Recommendations Estimate</b>	<b>\$1,132.89</b>

	Recommendations Estimate	\$1,132.89
	Current Estimate	\$180.15
	Approved Total	\$0.00
	<b>Revised Cash Estimate</b>	<b>\$180.15</b>
	<b>Revised Credit Estimate</b>	<b>\$185.56</b>

# NEBRASKA VEHICLE PURCHASE CONTRACT

567558 \*

COMPANY OR FIRM NAME <b>DILLON'S AUTO</b>	BUYER <b>RAVENNA PUBLIC SCHOOLS</b>
ADDRESS <b>6401 N 28TH STREET</b>	ADDRESS <b>41750 CARHAGE RD</b>
CITY <b>LINCOLN NE, 68504</b>	CITY <b>RAVENNA</b> COUNTY <b>BUFFALO</b>
SALES REPRESENTATIVE <b>AUSTIN EASTER</b>	PHONE
STATE AND ZIP CODE <b>NE 68869</b>	S.S.#

MAKE <b>FORD</b>	MODEL <b>TRANSIT</b>	NEW/USED <b>USED</b>	(SERIAL OR MOTOR NO.) <b>1FMZK12M6GXB45597</b>	DATE <b>01/27/2025</b>
YEAR <b>2016</b>	COLOR <b>WHITE</b>	TYPE <b>3DR SWB LOW R</b>	MILEAGE <b>59311</b>	STOCK NO. <b>R45597</b>

ADDITIONAL EQUIPMENT-OPTIONS OR WORK TO BE DONE		CASH PRICE OF VEHICLE	
CASH PRICE OF VEHICLE	\$	30635.00	30635.00
FREIGHT		0.00	363.00
COLOR & TRIM		0.00	<b>TOTAL CASH DELIVERED PRICE</b>
ACCESSORIES <i>/Perms Plate</i>		0.00	31000.00
			TRADE ALLOWANCE (A)
			0.00
			TRADE ALLOWANCE (B)
			0.00
			DIFFERENCE
			31000.00
			<b>TYPE LIEN, VSC FEE &amp; GAP</b>
			0.00
			BALANCE OWED ON TRADE
			0.00
			PARTIAL PAYMENT
			(DEBIT) N/A
			CASH ON DELIVERY
			0.00
			UNPAID BALANCE
			31000.00

*Must be approved by the board*

CREDIT DESIRED- YES  NO

INSURANCE DESIRED- YES  NO

(See contract conditions on reverse side)

**RECORD OF TRADE-IN (A)**

MAKE & YEAR	TYPE	MODEL	COLOR
MILEAGE	SERIAL NO.		

**RECORD OF TRADE-IN (B)**

MAKE & YEAR	TYPE	MODEL	COLOR
MILEAGE	SERIAL NO.		

**BUYER'S CERTIFICATION**

I hereby certify that:

(1) The face and reverse sides of this contract set forth all of the terms and conditions of the contract; there are no other contracts or provisions, oral or written, supplementary or in addition to the provisions expressly set forth in this contract; this contract cancels and supersedes all other understandings and agreements of the parties prior to the signing hereof and as of the date hereof, when signed by the dealer, comprises the complete agreement of the parties, AND

(2) I have read the terms and conditions of this contract and have received a true copy thereof; AND

(3) I guarantee that the title of my trade-in-vehicle(s) is not now and never has been a salvage and/or (branded) title. If a salvage and/or (branded) title is delivered, the selling dealer may elect to void this sale and/or elect to collect damages (including but not limited to dealer's expenses and lost profits) from me for the difference in value had my title not been salvage and/or (branded).

Signed

Notice to Buyer: Do not sign this instrument before you read it, or, if it contains blank spaces. You are entitled to a copy of the instrument you sign. Buyer states that the amounts shown on this instrument were quoted to them before they agreed to the sale.

CUSTOMER NOTE THAT THE VEHICLE IS BEING SOLD "AS IS" BY THE SELLING DEALER. SHOULD THE MANUFACTURER'S WARRANTY APPLY TO THIS VEHICLE, IT IS DIRECTLY OFFERED BY THE MANUFACTURER TO THE CUSTOMER. THE SELLING DEALER HEREBY EXPRESSLY DISCLAIMS ALL WARRANTIES, EITHER EXPRESSED OR IMPLIED, INCLUDING ANY IMPLIED WARRANTIES OF MERCHANTABILITY OR FITNESS FOR A PARTICULAR PURPOSE, AND NEITHER ASSUMES NOR AUTHORIZES ANY OTHER PERSON TO ASSUME FOR IT ANY LIABILITY IN CONNECTION WITH THE SALE OF THIS VEHICLE. BUYER SHALL NOT BE ENTITLED TO RECOVER FROM THE SELLING DEALER ANY CONSEQUENTIAL DAMAGES, DAMAGES TO PROPERTY, DAMAGES FOR LOSS OF USE, LOSS OF TIME, LOSS OF PROFITS, OR INCOME, OR ANY OTHER INCIDENTAL DAMAGES.

**CONTRACTUAL DISCLOSURE STATEMENT:**  
**The information you see on the window form for this vehicle is part of this contract. Information on the window form overrides any contrary provisions in the contract of sale.**

X *Fernando Schmitt*  
 (Buyer's Signature)

X \_\_\_\_\_  
 (Buyer's Signature)

ACCEPTED BY X *[Signature]*  
 (Dealer of their authorized representative)



# Ravenna Public Schools

## 2025-2026 CALENDAR (Option 1)



AUGUST '25						
S	M	T	W	Th	F	S
					1	2
3	4	5	6	7	8	9
10	11	12	13	14	15	16
17	18	19	20	21	22	23
24	25	26	27	28	29	30
31						

11-School Board Meeting  
11-Teacher Inservice Day  
12-Teacher Inservice Day  
13-Teacher Inservice Day  
14-First Day of School

(S-12, T-15)

FEBRUARY '26						
S	M	T	W	Th	F	S
1	2	3	4	5	6	7
8	9	10	11	12	13	14
15	16	17	18	19	20	21
22	23	24	25	26	27	28

04 - Parent Teacher Conf (4-8 pm)  
2:00 pm Dismissal  
05 No School – Teacher Inservice  
06-No School  
09-School Board Meeting  
18 – LPC Speech – No Students

(S-17, T-19)

SEPTEMBER '25						
S	M	T	W	Th	F	S
	1	2	3	4	5	6
7	8	9	10	11	12	13
14	15	16	17	18	19	20
21	22	23	24	25	26	27
28	29	30				

01-Labor Day, No School  
08-School Board Meeting  
17-Parent/Teacher Conf (4-8 pm)  
2:00 pm Dismissal  
19-Parent/Teacher Conf (8-11 am)  
No School for Students

(S-20, T-21)

MARCH '26						
S	M	T	W	Th	F	S
1	2	3	4	5	6	7
8	9	10	11	12	13	14
15	16	17	18	19	20	21
22	23	24	25	26	27	28
29	30	31				

09-School Board Meeting  
11-Noon Dismissal  
12-Spring Break, No School  
13-Spring Break, No School  
18-End of 3<sup>rd</sup> Quarter

(S-20, T-20)

OCTOBER '25						
S	M	T	W	Th	F	S
			1	2	3	4
5	6	7	8	9	10	11
12	13	14	15	16	17	18
19	20	21	22	23	24	25
26	27	28	29	30	31	

13-School Board Meeting  
15-End of First Quarter  
24-No School – Teacher Inservice  
27-Fall Break – No School

(S-21, T-22)

APRIL '26						
S	M	T	W	Th	F	S
			1	2	3	4
5	6	7	8	9	10	11
12	13	14	15	16	17	18
19	20	21	22	23	24	25
26	27	28	29	30		

03-Easter Break – No School  
06-Easter Break – No School  
07-JH Track Meet – Noon Dismissal  
13-School Board Meeting  
16-RHS Track Invite, Noon Dismissal

(S-20, T-20)

NOVEMBER '25						
S	M	T	W	Th	F	S
						1
2	3	4	5	6	7	8
9	10	11	12	13	14	15
16	17	18	19	20	21	22
23	24	25	26	27	28	29
30						

10-School Board Meeting  
11-Veterans Day  
26-Noon Dismissal  
27-Thanksgiving Day, No School  
28-Thanksgiving Break, No School

(S-18, T-18)

MAY '26						
S	M	T	W	Th	F	S
					1	2
3	4	5	6	7	8	9
10	11	12	13	14	15	16
17	18	19	20	21	22	23
24	25	26	27	28	29	30
31						

09-Graduation  
11-School Board Meeting  
19-Last Day of School, Noon Dismissal, End of 4<sup>th</sup> Quarter  
20-Teacher Work Day

(S-14, T-15)  
**Student = 175**  
**Teacher = 185**

DECEMBER '25						
S	M	T	W	Th	F	S
	1	2	3	4	5	6
7	8	9	10	11	12	13
14	15	16	17	18	19	20
21	22	23	24	25	26	27
28	29	30	31			

05-No School – Teacher Inservice  
08-School Board Meeting  
19-End of 2<sup>nd</sup> Quarter  
22-31-Winter Break, No School

(S-14, T-15)

JUNE '26						
S	M	T	W	Th	F	S
	1	2	3	4	5	6
7	8	9	10	11	12	13
14	15	16	17	18	19	20
21	22	23	24	25	26	27
28	29	30				

08-School Board Meeting

JANUARY '26						
S	M	T	W	Th	F	S
				1	2	3
4	5	6	7	8	9	10
11	12	13	14	15	16	17
18	19	20	21	22	23	24
25	26	27	28	29	30	31

01-Winter Break, No School  
02-Teacher Inservice  
05-School Resumes  
12-School Board Meeting

(S-20, T-21)

JULY '26						
S	M	T	W	Th	F	S
			1	2	3	4
5	6	7	8	9	10	11
12	13	14	15	16	17	18
19	20	21	22	23	24	25
26	27	28	29	30	31	

13-School Board Meeting



# Ravenna Public Schools

## 2025-2026 CALENDAR (Option 2)



AUGUST '25						
S	M	T	W	Th	F	S
					1	2
3	4	5	6	7	8	9
10	11	12	13	14	15	16
17	18	19	20	21	22	23
24	25	26	27	28	29	30
31						

08-Teacher Inservice  
11-School Board Meeting  
11-Teacher Inservice  
12-Teacher Inservice  
13-First Day of School

(S-13, T-16)

FEBRUARY '26						
S	M	T	W	Th	F	S
1	2	3	4	5	6	7
8	9	10	11	12	13	14
15	16	17	18	19	20	21
22	23	24	25	26	27	28

04 - Parent Teacher Conf (4-8 pm)  
2:00 pm Dismissal  
05- No School – Teacher Inservice  
06-No School  
09-School Board Meeting  
18 – LPC Speech – No Students

(S-17, T-19)

SEPTEMBER '25						
S	M	T	W	Th	F	S
	1	2	3	4	5	6
7	8	9	10	11	12	13
14	15	16	17	18	19	20
21	22	23	24	25	26	27
28	29	30				

01-Labor Day, No School  
08-School Board Meeting  
17-Parent/Teacher Conf (4-8 pm)  
2:00 pm Dismissal  
19-Parent/Teacher Conf (8-11 am)  
No School for Students

(S-20, T-21)

MARCH '26						
S	M	T	W	Th	F	S
1	2	3	4	5	6	7
8	9	10	11	12	13	14
15	16	17	18	19	20	21
22	23	24	25	26	27	28
29	30	31				

09-School Board Meeting  
11-Noon Dismissal  
12-Spring Break, No School  
13-Spring Break, No School  
18-End of 3<sup>rd</sup> Quarter

(S-20, T-20)

OCTOBER '25						
S	M	T	W	Th	F	S
			1	2	3	4
5	6	7	8	9	10	11
12	13	14	15	16	17	18
19	20	21	22	23	24	25
26	27	28	29	30	31	

13-School Board Meeting  
15-End of First Quarter  
24-No School – Teacher Inservice  
27-Fall Break – No School

(S-21, T-22)

APRIL '26						
S	M	T	W	Th	F	S
			1	2	3	4
5	6	7	8	9	10	11
12	13	14	15	16	17	18
19	20	21	22	23	24	25
26	27	28	29	30		

03-Easter Break – No School  
06-Easter Break – No School  
07-JH Track Meet – Noon Dismissal  
13-School Board Meeting  
16-RHS Track Invite, Noon Dismissal

(S-20, T-20)

NOVEMBER '25						
S	M	T	W	Th	F	S
						1
2	3	4	5	6	7	8
9	10	11	12	13	14	15
16	17	18	19	20	21	22
23	24	25	26	27	28	29
30						

10-School Board Meeting  
11-Veterans Day  
26-Noon Dismissal  
27-Thanksgiving Day, No School  
28-Thanksgiving Break, No School

(S-18, T-18)

MAY '26						
S	M	T	W	Th	F	S
					1	2
3	4	5	6	7	8	9
10	11	12	13	14	15	16
17	18	19	20	21	22	23
24	25	26	27	28	29	30
31						

09-Graduation  
11-School Board Meeting  
15-Last Day of School, Noon Dismissal, End of 4<sup>th</sup> Quarter  
18-Teacher Work Day

(S-11, T-12)  
**Student = 175**  
**Teacher = 185**

DECEMBER '25						
S	M	T	W	Th	F	S
	1	2	3	4	5	6
7	8	9	10	11	12	13
14	15	16	17	18	19	20
21	22	23	24	25	26	27
28	29	30	31			

05-No School – Teacher Inservice  
08-School Board Meeting  
23-End of 2<sup>nd</sup> Quarter (Noon dismissal)  
24-31-Winter Break, No School

(S-16, T-17)

JUNE '26						
S	M	T	W	Th	F	S
	1	2	3	4	5	6
7	8	9	10	11	12	13
14	15	16	17	18	19	20
21	22	23	24	25	26	27
28	29	30				

08-School Board Meeting

JANUARY '26						
S	M	T	W	Th	F	S
				1	2	3
4	5	6	7	8	9	10
11	12	13	14	15	16	17
18	19	20	21	22	23	24
25	26	27	28	29	30	31

01-Winter Break, No School  
02-Winter Break No School  
05 – No School-Teacher Inservice  
06-School Resumes  
12-School Board Meeting

(S-19, T-20)

JULY '26						
S	M	T	W	Th	F	S
			1	2	3	4
5	6	7	8	9	10	11
12	13	14	15	16	17	18
19	20	21	22	23	24	25
26	27	28	29	30	31	

13-School Board Meeting

**5022**  
**Investigations and Arrests by Police**  
**or Other Law Enforcement Officers**

Police or other law enforcement officers may be called to the school at the request of school administration, or may initiate contact with the school in connection with a criminal investigation. Contact between the school and law enforcement authorities on matters involving students shall be made through the office of the superintendent or principal and the law enforcement officer.

Law enforcement officers may talk to a student away from the school before or after school hours, and they should be encouraged to do so. Law enforcement officers shall be allowed to conduct an interview at the school only when the interview is conducted at the request of the school or when they can show that special circumstances exist. This determination should be made by the appropriate building principal or superintendent. Law enforcement officers should be permitted to interview students on school grounds only after providing the superintendent or appropriate building principal with a statement in writing that the law enforcement officer has reason to believe and does believe that the student is the victim of child abuse or neglect perpetrated by the child's parent(s) or some other member of the child's immediate family or household, and that the law enforcement official wishes to interview the student regarding such abuse or neglect.

Throughout this process, all attempts should be made to avoid embarrassing the student before his or her teachers and peers, and to avoid disrupting the student's and school's education program.

1. Law enforcement officers should be permitted to take custody of a student if they possess an arrest warrant or if they otherwise assert a lawful basis for doing so. Whenever possible, the arrest or release of the student should be conducted in the building principal's office and out of the view of other students. When a principal or other school official releases a minor student to a law enforcement officer for the purpose of removing the minor from the school premises, he or she shall take immediate steps to notify the parent, guardian, or other responsible adult regarding the release of the minor to the officer and the place to which the minor is reportedly being taken, except when a minor has been taken into custody as a victim of suspected child abuse. If the law enforcement officer indicates that the child is being taken into custody because the child is the victim of suspected child abuse, the principal or other school official shall, as a condition of releasing the student to the law enforcement officer, require the officer to sign the statement

appended hereto certifying that the child is being removed from school premises because he or she is believed to be the victim of child abuse and that the officer understands and will comply with the legal requirements of NEB. REV. STAT. § 79-294.

2. Law enforcement personnel shall not be allowed to roam about the school until the student is found, and shall remain in the administration office while school personnel seek the student.
3. If possible, the education program of the student should not be disrupted to allow for police questioning of the student during class time.
4. Any questioning by law enforcement officers that is permitted should be conducted in a private room or area where confidentiality can be maintained. This should be an area removed from observation by or contact with other pupils and school personnel.
5. If law enforcement officers are to be allowed to question a student under the age of 18, the principal or school official shall make a reasonable attempt to notify the child's parents before questioning begins, except in cases of suspected child abuse or child neglect involving the parent or other family member. The parents should be given the opportunity to come to the school prior to the questioning.
6. If the parents are notified and are able to attend, they should be allowed to be present at the interview. The principal or designee should be present at the interview, but should not take part in any questioning. The principal or designee should remain a neutral observer at all times.

Adopted on: October 10, 2016

Revised on: \_\_\_\_\_

Reviewed on: \_\_\_\_\_

**5022**  
**Investigations, Arrests, and Other Student Contact by Law  
Enforcement and Health and Human Services**

The school district and its administrators and staff desire to maintain a positive working relationship with law enforcement officers and other representatives of governmental bodies in the discharge of their duties. However, this desire must be balanced against other equally important factors such as a student's legal rights, ensuring that a student's time spent in school is for education, and acknowledging that the school stands *in loco parentis* to the students.

"Law enforcement officer" means police officers, county sheriffs, state patrolmen, Health and Human Service workers, Child Protective Services workers, Office of Juvenile Services workers, probation officers, U.S. Immigration and Customs Enforcement (ICE) agents, Federal Bureau of Investigations agents, or any other government investigatory workers.

"Parent" means the biological or adoptive mother or father, guardian, responsible relative, or any other person who has claimed legal or actual charge or control of the student pursuant to Nebraska law or Title 92 Nebraska Administrative Code Chapter 19.

Law enforcement officers are encouraged whenever possible to talk to a student away from the school before or after school hours so as to cause as little disruption as possible to the student's education.

Law enforcement officers may be called to the school at the request of school administration, or they may initiate contact with the school for their own purposes. Contact between the school and law enforcement officers on matters involving students shall be made through the office of the superintendent or building principal and the law enforcement officer. All reasonable attempts should be made to avoid embarrassing the student before his or her teachers and peers, and to avoid disrupting the student's and school's education program. Any questioning by law enforcement officers that is permitted should be conducted in a private room or area where confidentiality can be maintained. This should be an area removed from observation by or contact with other pupils and school personnel.

School staff shall promptly notify the superintendent when a student is questioned, arrested, or removed from school grounds by law enforcement officers.

## **School Related Criminal Activity**

This section applies to alleged or suspected criminal activity that occurs on school grounds; in a vehicle owned, leased, or contracted by a school being used for a school purpose or in a vehicle being driven for a school purpose by a school employee or by his or her designee; or at a school-sponsored activity or athletic event.

Law enforcement officers will be allowed to contact and question students at school regarding school related criminal activity as provided below.

The building principal must be notified before a student may be questioned in school or taken from a classroom by law enforcement. The building principal should request identification of the officers, their affiliation with the identified law enforcement agency, and whether their purpose is to interview, interrogate, or take custody of the student.

The building principal will contact a student's parent for their consent and/or presence before the student is interviewed. In the event that a parent cannot be contacted after reasonable attempts, the student will not be questioned by law enforcement, unless the officer identifies emergency circumstances requiring immediate questioning. A building principal or designee shall be present for such questioning solely to further school purposes or avoid duplication of the investigative process. The student will be brought to a private room and the contact will be made out of sight of others as much as practicable.

If the student is suspected of criminal activity, it is the responsibility of the law enforcement officer to advise a student of his or her rights against self-incrimination.

The building principal shall document steps taken to notify parents, summarize the law enforcement activities, identify the actions taken by the District on behalf of the student, and any further contacts with law enforcement officer.

## **Non-School Related Criminal Activity**

Law enforcement officials may not question students at school.

## **Taking a Student into Custody**

Law enforcement officers seeking custody of a student must contact the superintendent or building principal. The principal will request the arresting law enforcement officer to provide a copy of the arrest warrant, written parental consent, court order, or other document giving authority to take the student into legal custody. If there is no document presented, the principal should obtain the officer's name, badge number identifying the law enforcement agency, date, time, the reason for the arrest, and the place to which the student is reportedly being taken. Whenever practicable, the arrest or release of the student should be conducted in a location and in a manner that minimizes observation by others.

When a law enforcement officer removes a student from the school, the building principal will take immediate steps to notify the parent about the student's removal and the place to which the minor is reportedly being taken, except when a minor has been taken into custody as a victim of suspected child abuse.

### **Child Abuse and Neglect**

When law enforcement officers seek to investigate reports of alleged child neglect or abuse regarding a student, the building principal shall obtain a proper identification from the authorities or officials. If a student interview is conducted on school grounds, the building principal or designee and such other school personnel as appropriate shall observe the interview.

If the law enforcement officer decides to remove the student from school, school officials shall provide the law enforcement authorities with the address and telephone number of the student's parent or guardian. The principal or other school official shall, as a condition of releasing the student to the law enforcement officer, require the officer to sign a statement certifying that the child is being removed from school premises because he or she is believed to be the victim of child abuse and that the officer understands and will comply with the legal requirements of NEB. REV. STAT. § 79-294.

### **Student Records**

Student records will be shared with law enforcement officers only as allowed by state and federal law.

Adopted on: October 10, 2016

Revised on: March 10, 2025

Reviewed on: March 10, 2025

**TEOSA Modeling - Projecting Changes to Valuations and Levy Rates - \$1,590 Foundation Aid per student & 0.97 Levy**  
 Fiscal Year 2025-26

District ID	District Name	2025-26 Needs			2025-26 Local Resources			2025-26 State Formula Resources				Aid Totals			New Model vs Base Projection			Historical State Aid Totals			
		Formula Needs	Local Effort Rate	Other Receipts	Total Local	Net Option	Income Tax	Community	Foundation Aid	Total Formula	Equalization Aid	Non-Formula 40% State	Total TEOSA State Aid	Current NDE State Aid	State Aid Change Based on	% Change in State Aid	FY 23-24 State	FY 25-26 LB 303	FY 22-23 State	FY 25-26 LB 303	
01-0003-000	KENESAW PUBLIC SCHOOLS	4,906,004	5,320,299	705,866	6,026,165	171,385	488,320	0	232,319	6,478,189	0	154,879	606,903	584,987	21,917	3.7%	730,459	-123,556	291,399	315,504	
01-0018-000	HASTINGS PUBLIC SCHOOLS	46,636,461	17,123,366	9,372,856	26,496,222	0	599,013	0	3,137,541	30,231,933	16,403,684	2,091,694	22,231,933	21,583,946	647,986	3.0%	20,633,545	1,598,388	20,695,309	1,536,624	
01-0090-000	ADAMS CENTRAL PUBLIC SCHOOLS	14,557,192	22,484,023	3,132,169	25,616,192	584,726	259,621	0	923,095	27,383,633	0	615,397	2,382,838	2,295,754	87,084	3.8%	2,092,620	290,218	665,425	1,717,413	
01-0123-000	SILVER LAKE PUBLIC SCHOOLS	4,845,320	8,919,147	1,300,485	10,219,632	0	39,903	0	198,595	10,458,223	0	132,396	370,894	352,159	18,735	5.3%	340,253	30,641	31,855	339,039	
02-0009-000	NELIGH-OAKDALE SCHOOLS	6,345,799	6,469,566	1,617,230	8,086,796	0	64,240	0	304,747	8,455,783	0	203,165	572,152	543,402	28,750	5.3%	551,086	21,066	51,102	521,500	
02-0018-000	ELGIN PUBLIC SCHOOLS	4,060,708	8,545,243	1,310,412	9,855,655	191,548	52,528	0	146,572	10,246,322	0	97,728	488,396	474,566	13,829	2.9%	577,839	-89,443	399,327	89,069	
02-0115-000	SUMMERLAND PUBLIC SCHOOLS	8,388,026	12,363,353	1,519,193	13,882,546	0	52,911	0	410,253	14,345,711	0	273,502	736,667	697,964	38,703	5.5%	669,077	67,590	36,890	699,777	
03-0500-000	ARTHUR COUNTY SCHOOLS	3,327,502	2,906,113	2,768,847	3,182,960	342,770	8,506	0	149,213	3,643,449	0	72,809	533,298	522,995	10,303	2.0%	460,495	72,803	293,367	239,931	
04-0001-000	BANNER COUNTY PUBLIC SCHOOLS	3,722,901	3,465,596	491,304	3,956,900	282,282	18,603	0	119,325	4,377,110	0	79,550	499,759	488,502	11,257	2.3%	649,061	-149,302	479,894	19,865	
05-0071-000	SANDHILLS PUBLIC SCHOOLS	3,081,915	4,584,778	254,237	4,839,015	0	12,521	0	80,124	4,919,140	0	53,416	146,061	138,502	7,559	5.5%	257,221	-111,160	178,994	-32,933	
06-0001-000	BOONE CENTRAL SCHOOLS	9,203,263	19,362,353	2,075,159	21,437,512	433,504	137,530	0	554,538	22,563,084	0	369,692	1,495,264	1,442,949	52,315	3.6%	1,356,603	138,661	427,193	1,068,071	
06-0017-000	ST EDWARD PUBLIC SCHOOLS	4,002,861	5,567,386	695,937	6,263,323	0	33,253	0	144,130	6,440,706	0	96,087	273,469	259,872	13,597	5.2%	267,383	6,086	21,698	251,771	
06-0075-000	RIVERSIDE PUBLIC SCHOOLS	5,100,740	10,435,299	711,454	11,146,753	0	37,834	0	215,327	11,399,914	0	143,552	396,713	376,399	20,314	5.4%	417,142	-20,429	126,738	269,975	
07-0006-000	ALLIANCE PUBLIC SCHOOLS	16,900,032	12,443,454	2,894,038	15,337,492	0	235,371	0	1,173,295	16,746,158	153,875	782,197	2,344,737	2,080,175	264,563	12.7%	2,544,851	-200,114	2,387,535	-42,798	
07-0010-000	HEMINGFORD PUBLIC SCHOOLS	7,245,920	7,376,395	883,829	8,260,224	625,052	38,706	0	353,729	9,277,711	0	235,820	1,253,307	1,219,936	33,371	2.7%	1,227,921	25,386	739,457	513,500	
08-0051-000	BOYD COUNTY SCHOOLS	6,291,284	7,792,480	945,810	8,738,290	0	38,010	0	273,135	9,049,435	0	182,090	493,235	467,468	25,767	5.5%	563,147	-69,912	179,881	313,354	
09-0010-000	AINSWORTH COMMUNITY SCHOOLS	6,796,248	10,472,366	1,515,932	11,988,298	0	70,008	0	338,383	12,396,689	0	225,588	633,979	602,056	31,923	5.3%	621,928	12,051	47,337	586,642	
10-0002-000	GIBBON PUBLIC SCHOOLS	8,618,440	7,024,884	1,329,054	8,353,938	0	69,870	0	518,413	8,942,221	0	345,609	933,892	884,985	48,907	5.5%	1,133,704	-201,720	1,313,704	-379,812	
10-0007-000	KEARNEY PUBLIC SCHOOLS	68,484,090	50,477,008	14,629,728	65,106,736	0	1,346,262	0	5,382,377	71,835,739	0	3,588,252	10,317,255	9,809,483	507,771	5.2%	10,034,566	282,689	10,076,421	240,834	
10-0009-000	ELM CREEK PUBLIC SCHOOLS	6,195,918	4,734,961	821,991	5,556,252	272,200	57,489	0	326,013	6,211,953	0	217,342	873,044	842,288	30,756	3.7%	788,080	84,964	610,385	262,659	
10-0019-000	SHELTON PUBLIC SCHOOLS	5,186,529	4,091,384	777,263	4,868,647	0	50,273	0	238,918	5,157,837	28,692	159,278	477,161	425,929	51,232	12.0%	410,893	66,268	498,825	-21,664	
10-0069-000	RAVENNA PUBLIC SCHOOLS	7,399,510	8,090,650	1,564,096	9,654,746	0	52,133	0	355,552	10,063,431	0	237,035	645,720	612,177	33,543	5.5%	608,162	37,558	38,332	607,888	
10-0105-000	PLEASANTON PUBLIC SCHOOLS	5,828,139	4,503,643	778,296	5,281,939	131,059	43,961	0	301,690	5,758,649	69,490	201,127	747,327	649,375	97,952	15.1%	623,629	123,698	499,421	247,900	
10-0119-000	AMHERST PUBLIC SCHOOLS	6,106,292	4,089,201	876,239	4,965,440	1,078,719	41,245	0	318,028	6,403,432	0	212,019	1,650,011	1,620,008	30,003	1.9%	2,068,620	-418,609	1,973,156	-323,145	
11-0001-000	TEKAMAH-HERMAN COMMUNITY SCHS	8,288,464	11,178,719	1,500,215	12,678,934	0	82,986	0	483,186	13,245,166	0	322,124	888,296	842,712	45,584	5.4%	842,401	45,895	65,840	822,456	
11-0014-000	OAKLAND CRAIG PUBLIC SCHOOLS	7,536,117	6,463,075	1,269,098	7,732,173	141,141	56,759	0	374,318	8,304,391	0	129,545	821,763	786,450	35,313	4.5%	831,384	190,379	152,291	669,472	
11-0020-000	LYONS-DECATUR NORTHEAST SCHS	5,509,509	6,682,256	1,109,431	7,791,687	0	45,770	0	255,333	8,092,790	0	170,222	471,326	447,238	24,088	5.4%	424,356	46,970	35,770	435,556	
12-0056-000	DAVID CITY PUBLIC SCHOOLS	11,078,772	15,737,385	2,708,140	18,445,525	0	155,193	0	619,589	19,220,307	0	413,600	1,187,842	1,129,390	58,452	5.2%	1,092,991	94,851	130,944	1,056,898	
12-0502-000	EAST BUTLER PUBLIC SCHOOLS	6,522,262	10,919,644	1,109,386	12,029,300	0	66,660	0	296,854	12,392,544	0	197,903	561,417	533,411	28,005	5.3%	486,010	75,407	53,932	507,485	
13-0001-000	PLATTSMOUTH COMMUNITY SCHOOLS	19,503,612	10,748,350	4,740,748	15,489,098	0	341,506	0	1,296,829	17,127,433	2,376,179	864,552	4,879,066	4,497,706	381,360	8.5%	4,161,111	717,955	4,655,658	223,408	
13-0022-000	WEeping WATER PUBLIC SCHOOLS	5,022,864	4,298,116	737,368	5,035,484	0	57,332	0	238,528	5,331,343	0	159,018	454,878	432,375	22,503	5.2%	463,128	-8,250	190,439	264,439	
13-0032-000	LOUISVILLE PUBLIC SCHOOLS	9,922,911	7,169,383	1,587,618	8,757,001	282,282	157,134	0	609,134	9,805,552	117,359	406,089	1,571,999	1,397,174	174,825	12.5%	1,415,193	156,806	1,645,882	-73,078	
13-0056-000	CONESTOGA PUBLIC SCHOOLS	10,895,518	10,088,707	2,077,759	12,166,466	0	125,538	0	630,116	12,922,120	0	420,078	1,175,732	1,116,287	59,445	5.3%	1,107,169	68,563	1,071,070	1,071,070	
13-0097-000	ELMWOOD-MURDOCK PUBLIC SCHOOLS	7,847,106	5,567,762	1,186,375	6,754,137	604,889	89,049	0	446,691	7,894,767	0	297,794	1,438,424	1,396,283	42,141	3.0%	1,356,691	81,733	947,055	491,369	
14-0008-000	HARTINGTON NEWCASTLE PUBLIC SCHOOLS	7,323,417	13,809,027	1,760,330	15,569,357	0	124,028	0	348,106	16,041,491	0	232,071	704,205	683,748	32,840	4.9%	683,748	20,457	90,994	613,211	
14-0045-000	RANDOLPH PUBLIC SCHOOLS	4,962,882	8,682,492	841,452	9,523,944	0	46,455	0	251,752	9,822,151	0	167,834	466,041	442,291	23,750	5.4%	426,258	39,783	34,858	431,183	
14-0054-000	LAUREL-CONCORD-COLERIDGE SCHOOL	6,985,139	11,951,947	1,475,755	13,427,702	0	111,447	0	335,468	13,874,702	0	223,645	670,560	638,912	31,648	5.0%	662,355	8,205	73,591	596,969	
14-0101-000	WYNOT PUBLIC SCHOOLS	4,009,232	2,242,140	367,250	2,609,390	635,134	16,382	0	159,346	3,420,252	588,980	106,231	1,506,072	1,430,715	75,358	5.3%	1,400,988	105,084	1,537,947	-31,875	
15-0010-000	CHASE COUNTY SCHOOLS	9,383,385	14,802,023	1,423,549	16,225,572	322,608	109,833	0	570,983	17,228,997	0	380,655	1,384,080	1,340,213	43,867	4.0%	1,150,637	233,443	277,681	1,106,399	
15-0536-000	WAUNETA-PALISADE PUBLIC SCHS	4,432,434	4,579,771	403,624	4,983,395	0	23,193	0	177,479	5,184,067	0	118,320	318,992	302,249	16,743	5.5%	365,690	-46,698	63,643	255,349	
16-0006-000	VALENTINE COMMUNITY SCHOOLS	9,146,580	16,901,192	1,887,494	18,788,686	0	127,359	0	484,426	19,464,413	0	365,617	1,041,403	989,664	51,738	5.2%	954,470	86,933	79,107	962,296	
16-0030-000	CODY-KILGORE PUBLIC SCHS	3,725,503	2,362,598	417,087	2,779,685	443,585	13,265	0	139,411	3,375,946	349,557	92,940	1,038,758	960,428	78,331	8.2%	1,461,810	-423,052	1,216,698	-177,940	
17-0001-000	SIDNEY PUBLIC SCHOOLS	14,753,117	7,595,376	2,272,588	9,867,964	0	161,238	0	1,011,570	11,040,772	3,712,344	674,380	5,559,533	5,286,452	273,081	5.2%	5,533,499	26,034</			

28-0054-000	RALSTON PUBLIC SCHOOLS	45,102,223	24,334,795	13,152,769	37,487,564	4,042,676	356,623	113,633	3,186,375	45,186,511	0	2,124,250	9,823,197	9,522,596	300,601	3.2%	9,687,575	135,622	10,502,619	-679,422
28-0059-000	BENNINGTON PUBLIC SCHOOLS	49,262,001	28,334,332	8,821,441	37,155,773	0	1,112,773	2,071	4,084,617	42,355,234	6,906,767	14,229,306	13,798,850	1,030,456	1,595,537	7.5%	19,595,537	-4,766,231	19,890,288	-5,060,982
28-0066-000	WESTSIDE COMMUNITY SCHOOLS	79,984,629	49,594,958	21,783,026	71,377,984	18,428,955	1,252,127	146,620	5,931,540	97,137,226	0	3,954,360	29,713,620	29,154,023	559,579	1.9%	29,249,045	464,557	21,426,736	8,286,866
29-0117-000	DUNDY CO STRATTON PUBLIC SCHS	5,455,672	10,756,509	802,786	11,559,295	0	45,807	0	244,478	162,985	0	453,270	23,064	40,206	5,449,942	5.4%	4,949,942	3,328	411,454	411,454
30-0001-000	EXETER-MILLIGAN PUBLIC SCHOOLS	4,283,682	8,149,774	1,012,975	9,162,749	0	51,392	0	139,546	9,353,687	0	93,031	283,969	270,805	13,165	4.9%	267,214	16,755	38,993	244,976
30-0025-000	FILLMORE CENTRAL PUBLIC SCHS	9,755,517	13,127,792	2,924,048	16,051,840	0	120,342	0	527,004	16,699,186	0	351,336	998,682	948,964	49,717	5.2%	948,846	49,836	90,653	908,029
30-0054-000	SHICKLEY PUBLIC SCHOOLS	3,441,891	5,754,986	460,190	6,215,176	151,222	42,616	0	119,429	6,528,443	0	79,619	392,886	381,619	11,267	3.0%	406,510	-13,624	214,869	178,017
31-0506-000	FRANKLIN PUBLIC SCHOOLS	5,272,407	5,031,637	822,772	5,854,409	70,570	38,955	0	246,119	6,210,052	0	164,079	519,723	496,504	23,219	4.7%	608,085	-88,362	141,176	378,547
32-0046-000	MAYWOOD PUBLIC SCHOOLS	4,222,866	3,930,349	285,016	4,215,365	483,911	20,611	0	169,199	4,889,085	0	112,799	786,520	770,558	15,962	2.1%	683,907	102,613	448,074	338,446
32-0095-000	EUSTIS-FARNAM PUBLIC SCHOOLS	3,990,894	5,011,764	489,594	5,501,358	0	31,558	0	155,046	5,687,962	0	103,364	289,969	275,341	14,627	5.3%	275,355	14,614	24,658	265,311
32-0125-000	MEDICINE VALLEY PUBLIC SCHOOLS	4,393,833	3,363,305	470,819	3,834,124	0	19,219	0	179,525	4,032,868	360,965	119,683	679,393	568,598	110,794	19.5%	942,360	-262,967	953,088	-273,695
33-0018-000	ARAPAHOE PUBLIC SCHOOLS	5,726,484	5,760,244	753,186	6,513,430	30,244	44,125	0	291,387	6,879,186	0	194,258	560,014	532,524	27,489	5.2%	586,371	-26,357	158,694	401,320
33-0021-000	CAMBRIDGE PUBLIC SCHOOLS	4,985,468	4,183,833	640,941	4,824,774	373,015	42,236	0	247,298	5,487,323	0	164,866	827,415	804,085	23,330	2.9%	862,706	-35,291	1,012,161	-184,746
33-0540-000	SOUTHERN VALLEY SCHOOLS	7,530,879	9,907,609	1,226,532	11,134,141	0	52,259	0	358,851	11,545,251	0	239,234	650,344	616,490	33,854	5.5%	588,987	61,357	38,303	612,041
34-0001-000	SOUTHERN SCHOOL DISTRICT 1	7,697,232	4,841,852	1,049,768	5,891,620	0	36,885	0	324,438	6,252,944	1,444,288	216,292	2,021,904	1,859,913	161,991	8.7%	1,505,678	516,226	1,649,835	372,069
34-0015-000	BEATRICE PUBLIC SCHOOLS	26,878,842	16,742,269	5,871,691	22,613,960	0	346,872	0	1,842,434	24,803,266	2,075,576	1,228,290	5,493,172	4,905,844	587,328	12.0%	5,455,074	38,098	5,836,187	-343,015
34-0034-000	FREEMAN PUBLIC SCHOOLS	7,699,294	7,120,765	927,674	8,048,439	947,660	78,081	0	455,628	9,529,808	0	303,752	1,785,122	1,742,138	42,984	2.5%	1,647,954	137,168	951,632	833,490
34-0100-000	DILLER-ODELL PUBLIC SCHOOLS	4,974,970	7,044,071	812,992	7,857,063	221,793	38,103	0	218,386	8,335,345	0	145,591	623,873	603,270	20,602	3.4%	649,368	-25,495	326,348	297,525
35-0001-000	GARDEN COUNTY SCHOOLS	4,978,478	9,257,706	781,762	10,039,468	0	35,185	0	205,562	10,280,215	0	137,041	377,788	358,395	19,393	5.4%	306,610	71,178	26,924	350,864
36-0100-000	BURWELL PUBLIC SCHOOLS	4,865,107	5,290,078	582,637	5,872,715	201,630	36,692	0	226,180	6,337,217	0	150,787	615,289	593,951	21,338	3.6%	787,396	-172,107	453,582	161,707
37-0030-000	ELWOOD PUBLIC SCHOOLS	4,228,220	7,625,340	731,842	8,357,182	0	47,625	0	119,304	8,583,763	0	119,304	345,885	339,002	16,883	5.1%	339,308	6,577	42,788	303,097
38-0011-000	HYANNIS AREA SCHOOLS	3,875,670	7,850,013	450,537	8,300,550	131,059	25,012	0	140,092	8,596,713	0	93,395	389,558	376,342	13,216	3.5%	313,135	76,423	29,072	360,486
39-0060-000	CENTRAL VALLEY PUBLIC SCHOOLS	6,305,186	9,675,273	1,319,722	10,994,995	0	41,132	0	285,583	11,321,710	0	190,389	517,103	490,162	26,942	5.5%	459,191	57,912	28,786	488,317
40-0002-000	GRAND ISLAND PUBLIC SCHOOLS	141,489,317	48,349,023	21,188,722	69,537,745	0	1,348,254	0	8,957,748	79,843,748	61,645,569	5,971,832	77,923,403	76,090,045	1,833,359	2.4%	63,475,024	14,448,379	60,585,718	17,337,685
40-0082-000	NORTHWOOD PUBLIC SCHOOLS	18,239,273	12,099,341	2,119,085	14,218,426	8,095,433	171,246	0	1,346,592	23,831,697	0	897,728	12,079,320	10,079,320	431,679	1.2%	10,079,320	431,679	8,302,564	2,208,435
40-0083-000	WOOD RIVER RURAL SCHOOLS	8,237,539	8,744,355	1,677,289	10,421,644	0	93,808	0	418,093	10,933,545	0	278,729	790,630	751,187	39,443	5.3%	771,516	19,114	61,525	729,105
40-0126-000	DONIPHAN-TRUMBULL PUBLIC SCHS	7,781,863	8,222,625	2,353,063	10,576,688	100,815	117,464	0	452,088	11,246,055	0	301,392	971,759	929,109	42,650	4.6%	734,472	237,287	82,944	888,815
41-0002-000	GILTPNER PUBLIC SCHOOLS	4,745,500	4,462,081	582,190	5,044,271	846,845	28,724	0	209,835	6,129,675	0	139,890	1,225,294	1,205,499	19,796	1.6%	1,180,489	44,805	862,211	363,083
41-0091-000	HAMPTON PUBLIC SCHOOLS	3,905,283	4,418,732	462,151	4,880,883	453,667	30,772	0	156,611	5,521,932	0	104,407	745,457	730,682	14,775	2.0%	839,780	-94,323	573,856	171,601
41-0504-000	AURORA PUBLIC SCHOOLS	16,108,515	20,843,236	3,738,780	24,582,016	0	270,470	0	1,105,864	25,958,350	0	737,243	2,113,576	2,009,250	104,327	5.2%	1,993,031	120,545	216,575	1,897,001
42-0002-000	ALMA PUBLIC SCHOOLS	6,928,714	5,030,483	910,133	5,940,616	685,541	55,607	0	343,236	7,025,000	0	228,824	1,313,208	1,280,827	32,381	2.5%	1,547,027	-57,616	1,547,027	-233,819
43-0079-000	HAYES CENTER PUBLIC SCHOOLS	3,779,303	4,439,362	387,240	4,826,602	0	14,755	0	141,039	4,982,395	0	94,026	249,819	236,514	13,306	5.6%	209,843	39,976	8,798	241,021
44-0070-000	HITCHCOCK CO SCH SYSTEM	5,464,354	4,845,887	763,475	5,609,362	0	35,553	0	251,772	5,896,687	0	167,848	455,173	431,421	23,752	5.5%	465,393	-10,220	185,329	269,844
45-0007-000	O'NEILL PUBLIC SCHOOLS	12,761,900	13,549,699	3,195,802	16,745,501	0	133,091	0	722,154	17,600,745	0	481,436	1,336,680	1,268,553	68,128	5.4%	1,295,423	41,257	253,889	1,082,791
45-0044-000	STUART PUBLIC SCHOOLS	4,146,878	2,140,201	450,530	2,590,731	201,630	29,540	0	167,214	2,989,115	1,157,763	111,476	1,667,623	1,595,121	72,502	4.5%	1,330,970	336,653	1,298,515	369,108
45-0137-000	CHAMBERS PUBLIC SCHOOLS	3,340,328	3,398,340	346,840	3,745,180	30,244	14,738	0	110,123	3,900,285	0	73,416	228,521	218,132	10,389	4.8%	219,632	8,889	107,504	121,017
45-0239-000	WEST HOLT PUBLIC SCHOOLS	7,714,929	11,723,641	1,402,577	13,126,218	0	71,186	0	381,902	13,579,306	0	254,601	707,689	671,661	36,028	5.4%	693,880	13,809	49,714	657,975
46-0001-000	MULLEN PUBLIC SCHOOLS	4,036,784	7,134,768	602,687	7,737,455	231,874	19,225	0	147,801	8,136,355	0	98,534	497,434	483,491	13,944	2.9%	475,466	21,968	334,950	162,484
47-0001-000	ST PAUL PUBLIC SCHOOLS	9,758,562	7,479,138	1,409,620	8,888,758	0	105,930	0	597,476	9,592,164	166,398	398,317	1,268,121	1,045,357	222,763	21.3%	1,821,737	-553,616	1,957,308	-689,187
47-0100-000	CENTURA PUBLIC SCHOOLS	7,775,107	6,768,359	1,210,037	7,978,396	201,630	76,634	0	402,363	8,659,024	0	268,242	948,869	910,911	37,959	4.2%	899,645	-44,776	366,704	582,165
47-0103-000	ELBA PUBLIC SCHOOLS	3,251,340	1,760,675	272,701	2,033,376	141,141	11,611	0	86,942	2,273,070	978,270	57,961	1,275,925	1,218,190	57,735	4.7%	1,142,885	133,040	1,110,547	16,530
48-0002-000	FAIRBURY PUBLIC SCHOOLS	13,802,033	14,082,949	2,829,227	16,912,176	0	137,189	0	783,583	17,832,927	0	522,389	1,443,161	1,389,238	73,923	5.4%	1,355,674	87,487	1,066,311	1,336,578
48-0300-000	TRI COUNTY PUBLIC SCHOOLS	7,440,376	10,334,936	999,682	11,334,618	665,378	73,580	0	373,310	12,446,886	0	248,873	1,361,141	1,325,923	35,218	2.7%	1,075,382	285,759	375,863	985,278
48-0303-000	MERIDIAN PUBLIC SCHOOLS	4,374,332	5,139,692	338,501	5,478,193	867,008	23,607	0	200,376	6,569,184	0	133,584	1,224,575	1,205,672	18,903	1.6%	1,141,902	82,673	794,275	400,300
49-0003-000	STERLING PUBLIC SCHOOLS	4,227,427	3,874,100	491,705	4,365,805	0	27,967	0	194,306	4,588,078	0	129,537	351,811	333,480	18,331	5.5%	324,223	27,588	33,989	317,822
49-0050-000	JOHNSON CO CENTRAL PUBLIC SCHS	8,539,875	8,913,302	1,029,012	9,942,314	0	78,723	0	453,805	10,822,540	0	302,536	835,064	792,252	42,812	5.4%	789,594	45,470	57,928	777,136
50-0001-000	WILCOX-HILDRETH PUBLIC SCHOOLS	5,020,972	8,614,464	781,343	9,395,807	0	53,678	0	290,867	9,659,353	0	139,912	403,457	383,658	19,799	5.2%	356,053	47,404	36,453	367,004
50-0501-000	AXTELL COMMUNITY SCHOOLS	5,538,773	6,525,062	655,109	7,180,171	473,830	55,098	0	290,199	7,999,298	0	193,466	1,012,594	985,216	27,377	2.8%	938,145	174,449	276,299	735,665
50-0503-000	MINDEN PUBLIC SCHOOLS	11,900,566	15,349,664	2,009,955</																

64-0029-000	AUBURN PUBLIC SCHOOLS	13,889,883	8,046,143	2,269,204	10,315,347	90,733	147,671	0	827,901	11,381,652	2,508,231	551,934	4,126,470	3,846,379	280,091	7.3%	4,090,842	35,628	3,577,229	549,241
65-0005-000	LAWRENCE-NELSON PUBLIC SCHOOLS	4,418,680	5,033,792	911,878	5,945,670	0	39,980	0	204,390	6,190,040	0	136,260	380,630	3,613,448	19,282	5.3%	328,294	52,336	28,949	531,682
65-0011-000	SUPERIOR PUBLIC SCHOOLS	7,926,660	5,858,387	1,476,151	7,334,538	0	60,510	0	382,282	7,777,330	149,330	254,855	846,977	6,615,803	185,394	28.0%	895,264	-48,287	998,217	-151,240
66-0027-000	SYRACUSE-DUNBAR-AVOCA SCHOOLS	11,930,010	10,826,468	2,100,264	12,926,732	30,244	157,671	0	713,686	13,828,333	0	475,790	1,377,391	11,310,662	67,329	5.1%	1,290,212	87,179	1,125,774	1,257,917
66-0111-000	NEBRASKA CITY PUBLIC SCHOOLS	19,331,979	12,347,581	3,601,661	15,949,242	0	234,303	0	1,260,380	17,443,933	1,888,047	840,259	4,222,996	3,793,550	429,446	11.3%	4,608,970	-385,974	4,478,555	-255,559
66-0501-000	PALMYRA DISTRICT O R 1	12,446,772	8,111,064	1,411,762	9,522,826	383,096	129,161	0	648,310	10,683,393	1,763,379	432,207	3,356,153	3,080,831	275,322	8.9%	1,704,644	1,651,509	1,306,530	2,049,623
67-0001-000	PAWNEE CITY PUBLIC SCHOOLS	5,707,438	3,799,832	984,107	4,783,939	604,889	30,767	0	242,722	5,662,317	45,121	161,815	1,085,314	1,017,294	68,020	6.7%	1,126,826	-41,512	1,191,368	-106,054
67-0069-000	LEWISTON CONSOLIDATED SCHOOLS	4,209,029	5,021,921	440,714	5,462,635	312,526	18,220	0	169,469	5,962,850	0	112,979	613,195	5,972,007	15,988	2.7%	631,394	-18,199	332,665	280,530
68-0020-000	PERKINS COUNTY SCHOOLS	7,177,979	14,371,263	1,135,373	15,506,636	0	77,146	0	376,380	15,960,161	0	250,920	704,446	668,938	35,508	5.3%	645,846	58,600	64,890	639,556
69-0044-000	HOLDREGE PUBLIC SCHOOLS	14,963,418	14,062,424	3,174,055	17,236,479	0	258,111	0	928,824	18,423,413	0	619,216	1,806,150	1,718,525	87,625	5.1%	1,689,741	116,409	185,200	1,620,950
69-0054-000	BERTRAND PUBLIC SCHOOLS	4,943,336	6,849,703	788,426	7,638,129	0	38,573	0	217,428	7,894,129	0	144,952	400,953	380,441	20,512	5.4%	385,740	15,213	30,024	370,929
69-0055-000	LOOMIS PUBLIC SCHOOLS	4,873,116	5,880,855	516,313	6,397,168	816,600	25,892	0	243,683	7,483,346	0	162,457	1,248,635	1,225,645	22,989	1.9%	1,133,588	115,047	749,945	498,690
70-0002-000	PIERCE PUBLIC SCHOOLS	10,253,922	10,947,589	1,615,342	12,562,931	252,037	125,005	0	620,340	13,560,314	0	413,560	1,410,942	1,352,420	58,523	4.3%	1,483,800	-72,858	599,115	811,827
70-0005-000	PLAINVIEW PUBLIC SCHOOLS	6,146,542	9,185,943	1,015,905	10,201,848	0	63,779	0	320,145	10,585,772	0	213,430	597,353	567,151	30,202	5.3%	544,056	53,297	44,560	552,793
70-0542-000	OSMOND COMMUNITY SCHOOLS	4,381,635	5,375,266	821,069	6,196,335	100,815	63,622	0	170,536	6,531,308	0	113,691	448,664	432,576	16,088	3.7%	367,229	16,088	207,690	240,974
71-0001-000	COLUMBUS PUBLIC SCHOOLS	54,568,671	28,106,448	9,915,841	38,022,289	0	830,893	0	3,742,738	42,595,920	11,972,751	2,495,159	19,041,541	18,031,034	1,010,507	5.6%	14,245,963	4,795,578	15,082,475	3,959,066
71-0005-000	LAKEVIEW COMMUNITY SCHOOLS	14,624,460	18,743,729	2,644,676	21,388,405	1,199,697	136,790	0	942,947	23,667,839	0	628,631	2,908,065	2,819,108	88,957	3.2%	1,856,977	1,051,088	324,703	2,583,362
71-0067-000	HUMPHREY PUBLIC SCHOOLS	5,707,350	11,057,281	1,427,963	12,485,244	544,400	100,832	0	268,155	13,398,631	0	178,770	1,092,157	1,066,859	25,298	2.4%	1,144,441	-52,284	536,269	575,889
72-0015-000	CROSS COUNTY COMMUNITY SCHOOLS	6,142,970	9,252,731	944,426	10,197,157	60,489	62,464	0	322,012	10,642,127	0	214,674	659,639	629,261	30,378	4.8%	719,955	-60,316	185,790	443,848
72-0019-000	OSCEOLA PUBLIC SCHOOLS	4,900,848	5,912,364	764,087	6,676,451	131,059	52,880	0	220,306	7,080,696	0	146,871	551,116	530,332	20,784	3.9%	372,250	178,866	36,498	514,618
72-0032-000	SHELBY - RISING CITY PUBLIC SCHOOLS	7,285,795	9,071,217	1,111,240	10,182,457	594,808	57,291	0	366,354	11,200,910	0	244,236	1,262,688	1,228,127	34,562	2.8%	1,161,505	101,183	532,665	730,023
72-0075-000	HIGH PLAINS COMMUNITY SCHOOLS	4,430,368	9,928,616	911,286	10,839,902	0	44,328	0	181,567	11,065,797	0	121,045	346,940	329,811	17,129	5.2%	355,717	-8,777	32,988	313,952
73-0017-000	MC COOK PUBLIC SCHOOLS	19,167,968	10,231,484	3,990,478	14,221,962	362,933	200,322	0	1,247,850	16,033,066	3,134,902	831,900	5,777,960	5,414,380	363,526	6.7%	5,546,560	231,346	6,093,643	-315,372
73-0179-000	SOUTHWEST PUBLIC SCHOOLS	5,614,327	8,172,352	911,743	9,084,095	90,733	37,492	0	285,595	9,497,916	0	190,397	604,217	577,274	26,943	4.7%	444,042	160,175	31,990	572,227
74-0056-000	FALLS CITY PUBLIC SCHOOLS	13,187,295	11,848,778	2,667,653	14,516,431	131,059	139,260	0	728,909	15,515,659	0	485,939	1,485,167	1,416,402	68,765	4.9%	1,482,945	2,222	322,878	1,162,289
74-0070-000	HUMBOLDT TABLE ROCK STEINAUER	5,924,782	9,704,390	1,595,597	11,299,987	0	56,723	0	271,797	11,628,506	0	181,198	509,717	484,076	25,641	5.3%	441,590	68,127	43,481	466,236
75-0100-000	ROCK COUNTY PUBLIC SCHOOLS	4,306,044	7,038,833	666,041	7,704,874	161,304	30,125	0	193,056	8,099,359	0	128,704	513,188	489,376	18,213	3.7%	614,385	18,213	215,272	297,916
76-0002-000	CRETE PUBLIC SCHOOLS	29,987,232	15,141,711	4,477,245	19,618,956	0	263,690	0	2,008,073	21,890,719	8,096,513	1,338,715	11,706,992	11,162,915	544,077	4.9%	10,934,260	772,732	9,798,429	1,908,563
76-0044-000	DORCHESTER PUBLIC SCHOOL	4,592,566	4,189,893	633,460	4,823,353	161,304	27,659	0	201,285	5,213,638	0	134,190	524,438	505,449	18,989	3.8%	503,382	21,056	247,832	260,664
76-0068-000	FRIEND PUBLIC SCHOOLS	4,234,707	4,910,519	655,694	5,566,213	0	64,418	0	195,132	5,825,762	0	130,088	389,637	371,229	18,409	5.0%	386,680	2,957	40,367	349,270
76-0082-000	WILBER-CLATONIA PUBLIC SCHOOLS	9,286,941	8,212,258	1,464,317	9,676,575	272,200	77,297	0	554,305	10,580,377	0	369,537	1,273,339	1,221,046	52,293	4.3%	1,314,475	-41,136	771,372	501,967
77-0001-000	BELLEVUE PUBLIC SCHOOLS	117,369,401	48,336,820	22,720,144	71,056,970	5,958,158	1,528,361	33,555	8,660,350	87,237,375	30,132,026	5,773,567	52,085,997	50,264,238	1,821,759	3.6%	52,246,395	-160,398	49,714,733	2,371,264
77-0027-000	PAPILLON LA VISTA COMMUNITY SCHOOLS	143,221,285	93,489,907	32,694,907	126,184,877	1,481,978	2,658,105	19,137	11,177,686	141,521,783	1,699,502	7,451,791	24,488,200	21,274,199	2,754,001	12.7%	28,672,225	-1,184,025	31,907,704	-7,419,504
77-0037-000	GRETTNA PUBLIC SCHOOLS	84,099,307	54,503,180	17,192,278	71,695,458	0	1,682,160	6,205	6,470,098	79,853,920	4,245,387	4,313,399	16,717,248	14,787,428	1,929,820	13.1%	23,145,814	-6,428,566	19,783,574	-3,066,506
77-0046-000	SPRINGFIELD PLATTEVIEW COMMUNITY SCHOOLS	16,265,280	34,890,072	5,112,745	40,002,817	1,119,045	302,231	1,013	4,256,372	45,564,372	0	754,177	3,307,732	3,201,008	106,723	3.3%	2,921,829	385,903	1,172,329	2,135,403
78-0001-000	ASHLAND-GREENWOOD PUBLIC SCHS	16,710,083	14,181,350	2,997,737	17,179,087	0	315,978	0	1,070,100	18,565,165	0	713,400	2,099,478	1,998,525	100,953	5.1%	1,884,669	214,809	224,959	1,874,519
78-0009-000	YUTAN PUBLIC SCHOOLS	7,822,711	4,650,429	1,310,127	5,960,556	80,652	98,352	0	451,298	6,960,858	1,231,853	300,865	2,163,019	2,002,162	160,858	8.0%	2,612,272	-449,253	2,905,862	-1,742,843
78-0039-000	WAHOO PUBLIC SCHOOLS	15,718,568	14,034,844	3,346,560	17,381,404	0	274,176	0	999,454	18,655,034	0	666,303	1,939,933	1,845,645	94,288	5.1%	1,749,145	190,788	255,128	1,684,805
78-0072-000	MEAD PUBLIC SCHOOLS	4,944,775	5,272,614	639,346	5,911,960	423,422	40,436	0	224,804	6,600,622	0	149,869	838,531	817,323	21,208	2.6%	1,126,662	-288,131	733,162	105,369
78-0107-000	CEDAR BLUFFS PUBLIC SCHOOLS	8,257,198	3,787,527	1,143,727	4,931,254	2,117,112	52,704	0	446,375	7,547,445	709,753	297,583	3,623,527	3,489,543	133,984	3.8%	3,893,955	-270,428	3,106,056	157,471
79-0002-000	MINARET PUBLIC SCHOOLS	3,741,082	595,966	421,919	1,017,885	0	22,477	0	130,599	1,170,960	2,570,122	87,066	2,810,263	2,786,903	23,360	0.8%	2,884,220	-73,957	2,816,843	-6,450
79-0011-000	MORRILL PUBLIC SCHOOLS	6,560,523	4,778,986	938,314	5,717,300	0	41,234	0	234,246	5,992,780	0	567,742	999,386	842,743	156,643	18.6%	1,011,841	-1,012,455	2,041,821	-1,042,435
79-0016-000	GERING PUBLIC SCHOOLS	22,690,623	10,492,683	3,914,422	14,407,105	0	223,551	0	1,679,025	16,309,622	6,380,941	1,119,350	9,402,868	9,014,992	387,875	4.3%	9,674,176	-271,308	9,193,241	209,627
79-0031-000	MITCHELL PUBLIC SCHOOLS	9,494,149	3,974,485	1,100,774	5,075,259	1,270,267	65,846	0	590,665	7,002,037	2,492,112	393,777	4,812,667	4,616,456	145,211	3.1%	4,641,641	171,026	4,724,490	88,177
79-0032-000	SCOTTSBLUFF PUBLIC SCHOOLS	45,952,402	19,360,279	9,474,333	28,834,612	1,229,941	418,188	0	3,080,275	33,563,016	12,389,386	2,053,517	19,171,307	18,456,298	715,008	3.9%	18,597,273	574,034	16,376,645	2,794,662
80-0005-000	MILFORD PUBLIC SCHOOLS	12,240,016	8,236,084	1,025,747	10,257,247	362,933	136,971	0	738,319	11,495,470	744,546	492,213	2,474,982	2,192,396	282,585	12.9%	2,559,628	-84,646	2,144,312	330,670
80-0009-000	SEWARD PUBLIC SCHOOLS	18,285,100	19,939,699	4,323,624	24,263,323	0	352,904	0	1,330,807	25,947,034	0	887,205	2,570,915	2,445,368	125,548					

**TEEOA Modeling - Projecting Changes to Valuations and Levy Rates - \$1,590 Foundation Aid per student & 0.97 Levy**  
**Fiscal Year 2026-27**

District ID	District Name	2026-27 Needs				2026-27 Local Resources				2026-27 State Formula Resources				Aid Totals			New Model vs Base Projection			
		Formula Needs	Local Effort Rate	Other Receipts	Total Local Resources	Net Option Funding	Income Tax Rebates	Community	Foundation Aid	Total Formula	Equalization Aid	Non-Formula 40% State	Total TEEOA State Aid	UPDATED Base FY 26-27	Value Change in State Aid	% Change in State Aid				
01-0003-000	KENESAW PUBLIC SCHOOLS	5,080,264	5,533,111	732,336	6,265,447	231,030	49,398	0	234,098	6,779,972	0	156,065	670,591	648,506	22,085	3.4%				
01-0018-000	HASTINGS PUBLIC SCHOOLS	47,956,663	17,808,301	9,724,338	27,532,639	0	612,371	0	3,120,050	31,265,060	16,691,603	2,080,033	22,504,058	21,835,548	668,510	3.1%				
01-0090-000	ADAMS CENTRAL PUBLIC SCHOOLS	15,261,531	23,383,383	3,249,625	26,633,009	538,196	265,411	0	939,439	28,376,054	0	626,293	2,280,338	88,626	3.9%					
01-0123-000	SILVER LAKE PUBLIC SCHOOLS	5,075,263	9,275,912	1,349,253	10,625,166	0	40,793	0	193,903	10,859,861	0	129,268	363,964	345,671	18,293	5.3%				
02-0009-000	NELIGH-OAKDALE SCHOOLS	6,877,481	6,728,349	1,677,876	8,406,225	0	65,673	0	298,864	8,770,762	0	199,242	563,779	535,584	28,195	5.3%				
02-0018-000	ELGIN PUBLIC SCHOOLS	4,198,730	8,887,052	1,359,552	10,246,605	312,416	53,699	0	148,366	10,761,086	0	98,911	613,392	599,395	13,997	2.3%				
02-0115-000	SUMMERLAND PUBLIC SCHOOLS	8,617,591	12,857,887	1,576,163	14,434,050	0	54,091	0	417,122	14,905,263	0	278,081	749,294	709,943	39,351	5.5%				
03-0500-000	ARTHUR COUNTY SCHOOLS	3,701,109	3,022,357	287,229	3,309,586	283,537	8,696	0	108,238	3,710,057	0	72,159	462,418	462,418	10,211	2.2%				
04-0001-000	BANNER COUNTY PUBLIC SCHOOLS	3,854,800	3,604,220	509,728	4,113,948	401,678	19,018	0	120,033	4,654,676	0	80,022	620,750	609,426	11,324	1.9%				
05-0071-000	SANDHILLS PUBLIC SCHOOLS	3,195,706	4,768,170	263,771	5,031,941	123,391	12,800	0	79,347	5,247,479	0	52,898	268,436	260,951	7,486	2.9%				
06-0001-000	BOONE CENTRAL SCHOOLS	9,525,307	20,136,847	2,152,977	22,289,824	404,303	140,597	0	558,676	23,393,401	0	372,451	1,476,027	1,423,322	52,705	3.7%				
06-0017-000	ST EDWARD PUBLIC SCHOOLS	4,186,002	5,790,081	722,035	6,512,116	0	33,995	0	140,999	6,687,110	0	94,000	268,993	255,692	13,302	5.2%				
06-0075-000	RIVERSIDE PUBLIC SCHOOLS	5,297,949	10,852,711	738,134	11,590,844	57,758	38,678	0	216,856	11,904,135	0	144,570	457,861	437,403	20,458	4.7%				
07-0006-000	ALLIANCE PUBLIC SCHOOLS	17,448,710	12,941,192	3,002,564	15,943,756	0	240,620	0	1,151,834	17,336,210	112,500	767,889	2,272,843	2,051,679	221,164	10.8%				
07-0010-000	HEMINGFORD PUBLIC SCHOOLS	7,507,998	7,671,450	916,973	8,588,423	711,468	39,569	0	346,746	9,686,206	0	231,164	1,296,235	32,712	2.5%					
08-0051-000	BOYD COUNTY SCHOOLS	6,756,548	8,104,179	981,278	9,085,457	89,262	38,858	0	267,428	9,481,005	0	178,285	573,833	548,604	25,229	4.6%				
09-0010-000	AINSWORTH COMMUNITY SCHOOLS	7,036,362	10,891,260	1,572,779	12,464,040	0	71,569	0	330,890	12,866,499	0	220,594	623,053	591,837	31,216	5.3%				
10-0002-000	GIBBON PUBLIC SCHOOLS	8,918,614	7,305,879	1,378,894	8,684,772	0	71,428	0	517,795	9,273,995	0	345,197	934,419	885,571	48,849	5.5%				
10-0007-000	KEARNEY PUBLIC SCHOOLS	70,548,603	52,496,088	15,178,343	67,674,431	0	1,376,656	0	5,370,187	74,421,274	0	3,580,125	10,326,968	9,820,346	506,621	5.2%				
10-0009-000	ELM CREEK PUBLIC SCHOOLS	6,531,681	4,923,631	852,816	5,776,447	220,529	852,728	0	328,728	6,384,474	147,207	219,152	974,386	809,704	164,682	20.3%				
10-0019-000	SHELTON PUBLIC SCHOOLS	5,371,922	4,255,039	806,410	5,061,450	0	51,394	0	238,275	5,351,118	20,804	158,850	469,322	426,040	43,282	10.2%				
10-0069-000	VAENNA PUBLIC SCHOOLS	7,928,756	8,414,276	1,622,750	10,037,026	0	54,318	0	350,609	10,441,953	0	233,739	638,666	605,590	33,076	5.5%				
10-0105-000	PLEASANTON PUBLIC SCHOOLS	6,334,719	4,683,789	807,482	5,491,271	81,386	44,941	0	309,723	5,927,321	407,398	206,482	1,049,930	893,383	156,547	17.5%				
10-0119-000	AMHERST PUBLIC SCHOOLS	6,319,360	4,252,769	909,098	5,161,867	1,367,804	42,165	0	313,253	6,885,088	0	208,835	1,932,057	1,902,505	29,552	1.6%				
11-0001-000	TEKAMAH-HERMAN COMMUNITY SCHS	8,579,225	11,625,868	1,556,473	13,182,341	0	84,837	0	514,468	13,781,645	0	342,978	942,283	893,748	48,535	5.4%				
11-0014-000	OAKLAND CRAIG PUBLIC SCHOOLS	7,798,607	6,721,598	1,316,689	8,038,287	0	58,025	0	369,062	8,465,374	0	246,041	673,127	638,310	34,817	5.5%				
11-0020-000	LYONS-DECATUR NORTHEAST SCHS	6,126,583	6,949,546	1,151,035	8,100,580	0	46,791	0	255,288	8,402,659	0	170,192	472,271	448,187	24,084	5.4%				
12-0056-000	DAVID CITY PUBLIC SCHOOLS	11,472,351	16,366,881	2,809,695	19,176,576	0	158,654	0	621,338	19,956,568	0	414,226	1,194,218	1,135,601	58,617	5.2%				
12-0502-000	EAST BUTLER PUBLIC SCHOOLS	7,026,373	11,356,430	1,150,988	12,507,418	0	68,147	0	306,795	12,882,359	0	204,530	579,472	550,529	28,943	5.3%				
13-0001-000	PLATTSMOUTH COMMUNITY SCHOOLS	19,943,245	11,178,284	4,918,526	16,096,810	0	349,122	0	1,273,803	17,719,734	2,223,510	849,202	4,695,636	4,301,848	393,788	9.2%				
13-0022-000	WEEPING WATER PUBLIC SCHOOLS	5,201,400	4,470,040	765,019	5,235,060	0	58,611	0	232,892	5,526,562	0	155,261	446,763	424,793	21,971	5.2%				
13-0032-000	LOUISVILLE PUBLIC SCHOOLS	10,370,262	7,456,159	1,647,154	9,103,312	280,912	160,638	0	609,447	10,154,310	215,952	406,298	1,673,248	1,419,647	253,601	17.9%				
13-0056-000	CONESTOGA PUBLIC SCHOOLS	11,278,250	10,492,255	2,155,675	12,647,930	0	126,337	0	637,667	13,413,934	0	425,111	1,191,116	1,130,958	60,157	5.3%				
13-0097-000	ELMWOOD-MURDOCK PUBLIC SCHOOLS	8,115,623	5,790,473	1,230,864	7,021,337	648,460	91,035	0	456,581	8,217,413	0	304,387	1,500,463	1,457,389	43,074	3.0%				
14-0008-000	HARTINGTON NEWCASTLE PUBLIC SCHOOLS	7,583,347	14,361,388	1,826,342	16,187,730	0	126,794	0	348,068	16,662,592	0	232,046	706,908	674,071	32,837	4.9%				
14-0045-000	RANDOLPH PUBLIC SCHOOLS	5,133,268	9,029,792	873,006	9,902,799	0	47,491	0	253,237	10,203,527	0	168,825	469,553	445,663	23,890	5.4%				
14-0054-000	LAUREL-CONCORD-COLERIDGE SCHOOL	7,245,445	12,430,025	1,531,096	13,961,120	0	113,932	0	323,227	14,398,280	0	215,485	652,644	622,151	30,493	4.9%				
14-0101-000	WYNOT PUBLIC SCHOOLS	4,144,514	2,331,826	381,022	2,712,848	543,446	16,747	0	157,635	3,430,676	713,838	105,090	1,536,755	1,458,689	78,067	5.4%				
15-0010-000	CHASE COUNTY SCHOOLS	9,709,697	15,394,104	1,476,932	16,871,037	202,151	112,282	0	568,407	17,753,877	0	378,938	1,261,778	1,208,155	53,623	4.4%				
15-0536-000	WAUNETA-PALISADE PUBLIC SCHS	4,432,434	4,762,962	418,760	5,181,721	5,251	23,710	0	174,173	5,384,856	0	116,116	319,250	302,818	16,431	5.4%				
16-0006-000	VALENTINE COMMUNITY SCHOOLS	9,470,312	17,577,240	1,958,275	19,535,515	0	130,199	0	549,218	20,214,932	0	366,146	1,045,563	993,750	51,813	5.2%				
16-0030-000	CODY-KILGORE PUBLIC SCHS	3,811,713	2,457,102	432,728	2,889,830	525,069	13,561	0	137,487	3,565,946	245,766	91,658	1,013,540	932,359	81,181	8.7%				
17-0001-000	SIDNEY PUBLIC SCHOOLS	15,073,595	7,899,191	2,357,810	10,257,001	18,377	164,834	0	989,403	11,429,615	3,643,980	659,602	5,194,555	5,194,555	281,641	5.4%				
17-0003-000	LEYTON PUBLIC SCHOOLS	4,097,473	4,657,595	408,322	5,065,917	52,507	21,745	0	148,904	5,289,073	0	99,269	322,426	308,378	14,048	4.6%				
17-0009-000	POTTER-DIX PUBLIC SCHOOLS	4,188,960	3,784,643	511,374	4,296,017	435,807	22,996	0	155,702	4,910,522	0	103,802	718,307	703,618	14,689	2.1%				
18-0002-000	SUTTON PUBLIC SCHOOLS	7,441,191	9,312,743	1,053,860	10,366,603	223,154	84,539	0	365,550	11,039,847	0	243,700	916,944	882,458	34,486	3.9%				
18-0011-000	HARVARD PUBLIC SCHOOLS	4,949,133	4,413,107	1,184,494	5,597,601	23,628	26,815	0	166,848	5,814,892	0	111,232	328,522	312,782	15,740	5.0%				
18-0501-000	SANDY CREEK SCHOOLS	8,845,264	12,139,007	1,756,994	13,896,001	0	82,863	0	423,657	14,402,521	0	282,438	788,958	748,990	39,968	5.3%				
19-0039-000	LEIGH COMMUNITY SCHOOLS	5,171,637	5,636,442	616,790	6,253,232	165,397	44,490	0	261,130	6,724,250	0	174,087	645,104	620,469	24,635	4.0%				
19-0058-000	CLARKSON PUBLIC SCHOOLS	4,586,667	5,388,795	774,322	6,163,116	60,383	39,792	0	186,418	6,449,710	0	124,279	393,286	17,587	4.5%					
19-0070-000	HOWELLS-DODGE CONSOLIDATED SCHOOLS	5,895,650	9,570,201	871,962	10,442,162	0	79,538	0	261,059	10,782,759	0	514,636	490,008	24,628	5.0%					
19-0123-000	SCHUYLER COMMUNITY SCHOOLS	23,918,762	17,916,006	2,859,041	20,775,046	0	159,912	0	1,748,340	22,683,299	1,235,463	1,165,560	4,309,276	3,689,197	620,078	16.8%				
20-0001-000	WEST POINT PUBLIC SCHOOLS	11,806,905	17,681,424	2,434,015	20,115,439	0	192,600	0	648,376	20,956,415	0	432,251	1,212,059	61,168	5.0%					
20-0020-000	BANCROFT-ROSALIE COMM SCHOOLS	5,380,701	5,465,198	668,735	6,133,934	687,840	36,175	0	225,218	7,083,167	0	150,145	1,099,379	1,078,132	21,247	2.0%				
20-0030-000	WISNER-PILGER PUBLIC SCHOOLS	8,088,769	11,821,940	1,399,293	13,221,232	343,920	82,689	0	426,498	14,074,339	0	284,332	1,137,438	1,097,203	40,236	3.7%				
21-0015-000	ANSELMO-MERNA PUBLIC SCHOOLS	4,966,199	6,972,055	578,051	7,550,107	296,664	31,818	0	207,911	8,086,499	0	138,607	655,386	19,614	3.0%					
21-0025-000	BROKEN BOW PUBLIC SCHOOLS	12,813,370	10,679,755	2,408,564	13,088,319	0	140,872	0	746,600	13,975,791	0	497,733	1,385,205	1,314,771	70,434	5.4%				
21-0044-000	ANSLEY PUBLIC SCHOOLS	4,404,102	4,118,740	482,329	4,601,069	0	20,094	0	170,361	4,791,524	0	113,574	304,030	287,958	16,072	5.6%				
21-0084-000	SARGENT PUBLIC SCHOOLS	3,781,950	4,073,987	34																

25-0025-000	CREEK VALLEY SCHOOLS	4,352,372	5,214,965	905,620	6,120,585	0	33,212	0	166,903	6,320,701	0	111,269	311,385	295,639	15,746	5.3%
25-0095-000	SOUTH PLATTE PUBLIC SCHOOLS	4,556,968	5,844,585	6,506,020	441,058	25,689	6,506,020	0	200,932	7,173,699	0	133,955	801,634	782,678	18,956	2.4%
26-0001-000	PONCA PUBLIC SCHOOLS	7,803,515	5,899,015	996,869	6,895,885	945,124	51,126	0	406,811	8,298,945	0	271,207	1,674,268	1,635,889	38,378	2.3%
26-0070-000	ALLEN CONSOLIDATED SCHOOLS	3,839,658	4,696,210	1,032,730	5,728,940	5,251	21,563	0	113,727	5,869,481	0	75,818	216,360	205,631	10,729	5.2%
26-0561-000	EMERSON-HUBBARD PUBLIC SCHOOLS	4,747,585	6,024,110	851,583	6,875,999	0	48,124	0	194,682	7,118,804	0	129,788	372,594	354,227	18,366	5.2%
27-0001-000	FREMONT PUBLIC SCHOOLS	70,880,546	39,792,304	11,377,470	51,169,774	0	895,003	0	4,938,272	57,003,049	13,877,497	3,292,181	23,002,954	21,585,914	1,417,040	6.6%
27-0062-000	CROWBENT-SNYDER COMMUNITY SCHS	3,808,410	6,099,589	688,385	6,787,974	0	56,097	0	127,600	6,971,671	0	85,067	268,764	256,726	12,038	4.7%
27-0594-000	LOGAN VIEW PUBLIC SCHOOLS	9,230,591	10,874,617	1,797,520	12,672,136	669,463	79,713	0	540,547	13,961,859	0	360,365	1,599,093	1,509,993	50,995	3.2%
27-0595-000	NORTH BEND CENTRAL PUBLIC SCHS	8,700,818	13,708,250	1,597,797	15,306,047	708,843	103,896	0	512,467	16,631,253	0	341,645	1,666,851	1,618,505	48,346	3.0%
28-0001-000	OMAHA PUBLIC SCHOOLS	803,327,239	354,824,213	120,923,508	475,747,721	0	12,608,602	8,007,442	48,079,301	544,443,066	258,884,173	32,052,867	359,632,385	346,844,127	12,788,258	3.7%
28-0010-000	ELKHORN PUBLIC SCHOOLS	144,541,359	112,551,594	31,478,906	144,030,500	0	3,940,800	8,732	11,104,600	159,084,631	0	7,403,067	22,457,198	21,409,594	1,047,604	4.9%
28-0015-000	DOUGLAS CO WEST COMMUNITY SCHS	15,238,293	18,485,449	3,329,739	21,815,188	753,474	684,097	1,698	971,462	24,225,919	0	647,642	3,058,373	2,966,725	91,647	3.1%
28-0017-000	MILLARD PUBLIC SCHOOLS	277,938,141	168,713,608	55,477,498	224,191,105	25,455,335	46,148	21,375,918	275,760,059	2,178,082	14,250,612	67,997,647	63,802,969	4,194,678	6.6%	
28-0054-000	RALSTON PUBLIC SCHOOLS	46,704,204	25,356,857	13,645,998	39,002,855	4,568,098	364,208	117,894	3,200,343	47,253,398	0	2,133,562	10,384,106	10,082,186	301,919	3.0%
28-0059-000	BENNINGTON PUBLIC SCHOOLS	54,119,110	29,524,374	9,152,245	38,676,619	0	1,137,588	2,149	4,332,356	44,148,711	9,970,399	2,888,237	18,330,728	17,254,118	1,076,610	6.2%
28-0066-000	WESTSIDE COMMUNITY SCHOOLS	83,234,892	51,677,946	22,599,889	74,277,836	20,333,289	1,280,049	152,118	5,988,793	102,032,085	0	3,992,529	31,746,778	31,181,797	564,980	1.8%
29-0117-000	DUMDY CO STRATTON PUBLIC SCHS	5,560,707	11,186,769	832,890	12,019,660	0	46,828	0	235,022	12,301,510	0	156,681	438,531	416,360	22,172	5.3%
30-0001-000	EXETER-MILLIGAN PUBLIC SCHOOLS	4,433,924	8,475,765	1,050,962	9,526,726	0	5,238	0	138,749	9,718,013	0	52,538	283,786	270,696	13,089	4.8%
30-0025-000	FILLMORE CENTRAL PUBLIC SCHS	10,107,165	13,652,904	3,033,700	16,686,604	0	123,026	0	526,477	17,336,107	0	350,985	1,000,488	950,820	49,668	5.2%
30-0054-000	SHICKLE PUBLIC SCHOOLS	3,564,325	5,985,186	477,447	6,462,633	181,149	43,566	0	116,393	6,803,741	0	77,595	418,703	407,723	10,980	2.7%
31-0506-000	FRANKLIN PUBLIC SCHOOLS	5,456,804	5,232,902	853,626	6,086,528	147,019	39,824	0	244,155	6,517,526	0	162,770	593,768	570,734	23,033	4.0%
32-0046-000	MAYWOOD PUBLIC SCHOOLS	4,367,656	4,087,562	295,704	4,383,267	443,683	21,071	0	178,156	5,026,176	0	118,770	761,680	744,873	16,807	2.3%
32-0095-000	EUSTIS-FARNAM PUBLIC SCHOOLS	4,126,265	5,212,344	507,954	5,720,188	0	32,262	0	155,405	5,907,855	0	103,604	291,271	276,610	14,661	5.3%
32-0125-000	MEDICINE VALLEY PUBLIC SCHOOLS	4,544,705	3,497,837	488,475	3,986,312	0	19,648	0	176,659	4,182,618	362,087	117,773	676,166	561,319	114,847	20.5%
33-0018-000	ARAPAHOE PUBLIC SCHOOLS	6,298,571	5,990,654	781,430	6,772,084	94,512	45,109	0	289,206	7,200,912	0	192,804	621,631	594,348	27,284	4.6%
33-0021-000	CAMBRIDGE PUBLIC SCHOOLS	5,146,728	4,351,186	664,976	5,016,162	385,926	43,178	0	242,996	5,688,262	0	161,997	834,097	811,173	22,924	2.8%
33-0540-000	SOUTHERN VALLEY SCHOOLS	7,883,075	10,303,914	1,272,527	11,576,441	0	53,424	0	366,605	11,996,470	0	244,404	664,433	629,848	34,585	5.5%
34-0001-000	SOUTHERN SCHOOL DISTRICT 1	7,964,470	5,035,526	1,089,134	6,124,661	0	37,708	0	320,485	6,482,853	1,481,617	213,657	1,885,635	1,678,832	8,998	8.9%
34-0015-000	BEATRICE PUBLIC SCHOOLS	27,919,054	17,411,960	6,091,879	23,503,839	0	354,607	0	1,840,788	25,699,235	2,219,819	1,227,192	5,642,407	5,034,429	607,978	12.1%
34-0034-000	FREEMAN PUBLIC SCHOOLS	8,067,205	7,405,595	962,462	8,368,057	895,242	79,822	0	469,643	9,812,764	0	313,095	1,757,803	1,713,497	44,306	2.6%
34-0100-000	DILLER-ODELL PUBLIC SCHOOLS	5,154,876	7,325,834	843,479	8,169,313	262,534	38,953	0	219,438	8,690,238	0	146,292	667,216	646,515	20,702	3.2%
35-0001-000	GARDEN COUNTY SCHOOLS	5,155,186	9,628,015	811,078	10,439,093	0	35,970	0	201,484	10,676,546	0	134,322	371,776	352,768	19,008	5.4%
36-0100-000	BURWELL PUBLIC SCHOOLS	4,989,622	5,501,681	604,486	6,106,167	349,171	37,510	0	219,174	6,712,021	0	146,116	751,971	731,294	20,677	2.8%
37-0030-000	ELWOOD PUBLIC SCHOOLS	4,373,890	7,930,354	759,286	8,689,640	0	48,687	0	177,042	8,915,369	0	118,028	343,757	327,055	16,702	5.1%
38-0011-000	HYANNIS AREA SCHOOLS	4,009,073	8,164,014	467,432	8,631,446	42,006	25,570	0	143,056	8,842,077	0	95,370	306,001	292,505	13,496	4.6%
39-0060-000	CENTRAL VALLEY PUBLIC SCHOOLS	6,814,026	10,062,284	1,369,212	11,431,495	0	42,049	0	290,377	11,763,922	0	193,585	526,012	498,618	27,394	5.6%
40-0002-000	GRAND ISLAND PUBLIC SCHOOLS	145,975,123	50,282,984	21,983,299	72,266,284	0	1,378,320	0	8,953,174	82,597,778	63,377,345	5,968,783	79,677,623	77,784,623	1,892,999	2.4%
40-0082-000	NORTHWEST PUBLIC SCHOOLS	18,666,579	12,583,315	2,198,551	14,781,865	8,290,836	175,065	0	1,325,269	24,573,035	0	883,513	10,674,682	10,549,657	125,025	1.2%
40-0083-000	WOOD RIVER RURAL SCHOOLS	8,519,767	9,094,129	1,740,187	10,834,316	0	95,900	0	408,663	11,338,879	0	272,442	777,006	738,452	38,553	5.2%
40-0126-000	DONIPHAN-TRUMBULL PUBLIC SCHS	8,054,275	8,551,530	2,441,303	10,992,833	0	120,083	0	458,820	11,571,737	0	305,880	884,784	841,499	43,285	5.1%
41-0002-000	GILTNER PUBLIC SCHOOLS	4,913,614	4,640,564	604,022	5,244,587	882,116	29,365	0	216,664	6,372,731	0	144,443	1,252,147	1,252,147	20,440	1.6%
41-0091-000	HAMPTON PUBLIC SCHOOL	4,038,027	4,595,481	479,482	5,074,963	527,694	31,458	0	159,130	5,793,245	0	106,087	824,369	809,357	15,012	1.9%
41-0504-000	AURORA PUBLIC SCHOOLS	16,501,880	21,676,966	3,878,984	25,555,950	0	276,501	0	1,094,416	26,926,868	0	729,611	2,100,529	1,997,282	103,247	5.2%
42-0002-000	ALMA PUBLIC SCHOOLS	7,171,340	5,231,703	944,263	6,175,966	706,218	56,847	0	346,614	7,285,644	0	231,076	1,308,755	1,308,056	32,699	2.5%
43-0079-000	HAYES CENTER PUBLIC SCHOOLS	3,909,233	4,616,936	401,762	5,018,698	0	15,084	0	151,108	5,184,890	0	100,739	266,931	252,675	14,255	5.6%
44-0070-000	HITCHCOCK CO SCH SYSTEM	5,654,453	5,039,723	792,105	5,831,828	0	36,346	0	250,167	6,118,340	0	166,778	453,290	429,690	23,601	5.5%
45-0007-000	O'NEILL PUBLIC SCHOOLS	13,209,215	14,091,687	3,315,645	17,407,331	13,127	136,059	0	724,012	18,280,529	0	482,675	1,355,872	1,287,569	68,303	5.3%
45-0044-000	STUART PUBLIC SCHOOLS	4,289,796	2,225,809	467,425	2,693,234	244,157	30,199	0	168,975	3,136,565	1,153,231	112,650	1,709,212	1,633,996	75,216	4.6%
45-0137-000	CHAMBERS PUBLIC SCHOOLS	3,458,810	3,534,273	359,847	3,894,120	81,386	15,067	0	113,660	4,104,232	0	75,773	285,885	275,163	10,723	3.9%
45-0239-000	WEST HOLT PUBLIC SCHOOLS	8,007,152	12,192,587	1,455,174	13,647,761	0	72,773	0	380,897	14,101,431	0	253,932	707,602	671,669	35,934	5.3%
46-0001-000	MULLEN PUBLIC SCHOOLS	4,173,195	7,420,158	625,288	8,045,446	259,909	19,654	0	151,738	8,476,747	0	101,159	532,460	518,145	14,315	2.8%
47-0001-000	ST PAUL PUBLIC SCHOOLS	10,098,253	7,778,304	1,462,481	9,240,785	0	108,292	0	591,320	9,940,397	157,855	394,214	1,251,681	1,038,041	213,640	20.6%
47-0100-000	CENTURA PUBLIC SCHOOLS	8,041,681	7,039,094	1,255,413	8,294,507	296,664	78,343	0	395,222	9,064,736	0	263,481	1,033,710	996,425	37,285	3.7%
47-0103-000	ELBA PUBLIC SCHOOLS	3,370,841	1,831,102	282,927	2,114,029	357,047	11,870	0	84,212	2,567,158	803,682	56,141	1,312,953	1,253,143	59,810	4.8%
48-0008-000	FAIRBURY PUBLIC SCHOOLS	14,420,475	14,646,267	2,935,323	17,581,590	0	140,248	0	782,916	18,504,754	0	521,944	1,445,108	1,371,248	73,860	5.4%
48-0300-000	TRI COUNTY PUBLIC SCHOOLS	7,697,591	10,748,333	1,037,170	11,785,504	467,311	75,221	0	370,499	12,698,534	0	246,999	1,125,077	1,125,077	34,953	3.1%
48-0303-000	MERIDIAN PUBLIC SCHOOLS	4,528,853	5,345,279	351,195	5,696,474	787,603	24,133	0	199,328	6,707,539	0	132,886	1,143,951	1,125,146	18,805	1.7%
49-0033-000	STERLING PUBLIC SCHOOLS	4,372,991	4,029,064	510,144	4,539,208	0	28,591	0	196,460	4,764,258	0	130,973	356,023	337,489	18,534	5.5%
49-0050-000	JOHNSON CO CENTRAL PUBLIC SCHS	8,835,563	9,269,834	1,428,337	10,698,171	0	80,479	0	455,569	11,234,218	0	303,713	839,760	796,782	42,978	5.4%
50-0001-000																

55-0001-000	LINCOLN PUBLIC SCHOOLS	561,562,611	376,332,131	123,437,971	499,770,103	0	9,988,635	0	38,657,997	548,416,734	13,145,877	25,771,998	87,564,507	74,466,576	13,097,930	17.6%
55-0145-000	WAVERLY SCHOOL DISTRICT 145	26,664,630	25,859,764	5,971,391	31,831,155	0	427,009	0	1,952,405	34,210,569	0	1,301,603	3,681,017	3,496,828	184,189	5.3%
55-0148-000	MALCOLM PUBLIC SCHOOLS	9,801,312	5,624,988	1,322,706	6,947,694	2,249,920	86,366	0	608,488	9,892,467	0	405,658	3,350,432	3,293,027	57,404	1.7%
55-0160-000	NORRIS SCHOOL DIST 160	27,291,207	24,275,495	4,908,947	29,184,442	1,541,077	459,821	0	2,154,168	33,339,508	0	1,436,112	5,591,178	5,387,955	203,223	3.8%
55-0161-000	RAYMOND CENTRAL PUBLIC SCHOOLS	11,960,562	10,692,457	2,289,874	12,982,330	0	185,349	0	660,075	13,827,755	0	440,050	1,223,203	1,223,203	62,271	5.1%
56-0001-000	NORTH PLATTE PUBLIC SCHOOLS	48,178,057	31,871,459	8,689,594	40,561,052	0	771,082	0	3,251,625	44,583,759	3,594,298	2,167,750	9,784,755	8,676,337	1,108,418	12.8%
56-0006-000	BRADY PUBLIC SCHOOLS	4,293,949	4,023,206	586,214	4,609,420	422,680	26,801	0	164,419	5,223,320	0	109,612	723,512	708,001	15,511	2.2%
56-0007-000	MAXWELL PUBLIC SCHOOLS	5,357,541	3,783,084	636,001	4,419,085	1,575,206	19,308	0	250,166	6,263,766	0	166,777	2,011,458	1,987,857	23,601	1.2%
56-0037-000	HERSHEY PUBLIC SCHOOLS	8,078,225	6,772,623	924,640	7,697,263	1,900,749	54,314	0	509,599	10,161,925	0	339,733	2,804,394	2,756,319	48,075	1.7%
56-0055-000	SUTHERLAND PUBLIC SCHOOLS	5,091,532	5,011,107	118,140	5,899,431	6,131,140	51,498	0	243,728	6,312,798	0	162,485	575,852	552,859	22,993	4.2%
56-0565-000	WALLACE PUBLIC SCH DIST 65 R	4,088,458	5,974,917	563,814	6,538,731	199,526	22,003	0	138,824	6,899,084	0	92,549	452,902	439,805	13,097	3.0%
57-0501-000	STAPLETON PUBLIC SCHOOLS	3,959,995	4,449,988	512,127	4,962,115	315,041	24,237	0	129,738	5,431,131	0	86,492	555,509	543,269	12,239	2.3%
58-0025-000	LOUP COUNTY PUBLIC SCHOOLS	3,258,247	3,841,490	359,396	4,200,886	0	82,495	0	82,495	4,293,391	0	54,997	147,502	139,719	7,783	5.6%
59-0001-000	MADISON PUBLIC SCHOOLS	9,305,861	10,347,708	1,346,325	11,694,033	0	103,249	0	524,434	12,321,717	0	349,623	977,306	927,832	49,475	5.3%
59-0002-000	NORFOLK PUBLIC SCHOOLS	57,891,575	39,025,216	12,643,606	51,668,822	0	994,401	0	4,103,406	56,766,629	1,124,947	2,735,604	8,958,567	7,596,546	1,361,811	17.9%
59-0005-000	BATTLE CREEK PUBLIC SCHOOLS	8,758,293	8,576,328	1,218,908	9,795,236	832,234	73,654	0	557,581	11,258,704	0	371,721	1,835,189	1,782,587	52,602	3.0%
59-0013-000	NEWMAN GROVE PUBLIC SCHOOLS	4,394,240	7,936,459	718,152	8,654,611	0	35,549	0	201,184	8,891,345	0	134,123	370,857	351,877	18,980	5.4%
59-0080-000	ELKHORN VALLEY SCHOOLS	7,877,162	9,074,070	1,257,500	10,331,590	0	83,384	0	403,907	10,818,880	0	269,271	756,561	718,457	38,104	5.3%
60-0090-000	MC PHERSON COUNTY SCHOOLS	3,044,578	3,841,245	202,152	4,043,397	0	13,486	0	52,329	4,109,211	0	34,886	100,700	95,764	4,937	5.2%
61-0004-000	CENTRAL CITY PUBLIC SCHOOLS	12,537,256	13,170,458	2,617,748	15,788,207	0	144,048	0	713,775	16,646,030	0	475,850	1,333,673	1,266,335	67,337	5.3%
61-0049-000	PALMER PUBLIC SCHOOLS	6,132,034	3,571,810	599,014	4,170,824	1,081,642	29,000	0	274,869	5,556,334	575,700	183,246	2,144,456	2,023,616	120,841	6.0%
62-0021-000	BAYARD PUBLIC SCHOOLS	6,666,466	3,889,063	910,272	4,799,335	0	45,354	0	277,661	5,122,351	1,544,115	185,108	2,052,239	1,921,481	130,758	6.8%
62-0063-000	BRIDGEPORT PUBLIC SCHOOLS	8,930,749	7,697,437	1,279,934	8,977,370	735,096	83,612	0	486,704	10,282,783	0	324,469	6,829,882	6,583,966	45,915	2.9%
63-0001-000	FULLERTON PUBLIC SCHOOLS	6,181,319	5,891,845	965,465	6,857,310	0	44,116	0	279,879	7,181,306	0	186,586	510,581	484,178	26,404	5.5%
63-0030-000	TWIN RIVER PUBLIC SCHOOLS	7,712,835	11,925,512	1,442,914	13,368,426	0	76,855	0	369,979	13,815,260	0	246,653	693,487	658,584	34,904	5.3%
64-0023-000	JOHNSON-BROCK PUBLIC SCHOOLS	6,321,864	5,845,884	605,123	6,451,007	729,846	66,958	0	309,016	7,556,826	0	206,011	1,311,830	1,282,678	29,152	2.3%
64-0029-000	AUBURN PUBLIC SCHOOLS	14,469,255	8,367,988	2,354,299	10,722,288	291,413	150,964	0	831,978	11,996,643	2,472,611	554,652	4,301,619	4,011,420	290,199	7.2%
65-0005-000	LAWRENCE-NELSON PUBLIC SCHOOLS	4,948,922	5,235,143	946,073	6,181,217	0	40,872	0	206,434	6,428,522	0	137,623	384,928	365,453	19,475	5.3%
65-0011-000	SUPERIOR PUBLIC SCHOOLS	8,213,448	6,092,722	1,531,507	7,624,229	0	61,859	0	384,140	8,070,228	143,220	256,093	845,312	665,853	179,459	27.0%
66-0027-000	SYRACUSE-DUNBAR-AVOCA SCHOOLS	12,348,967	11,259,527	2,179,024	13,438,551	0	161,187	0	715,818	14,315,556	0	477,212	1,354,218	1,286,688	67,530	5.2%
66-0111-000	NEBRASKA CITY PUBLIC SCHOOLS	19,901,595	12,841,484	3,736,723	16,578,207	0	239,528	0	1,251,836	18,069,571	1,832,024	834,557	3,713,546	3,713,546	444,398	12.0%
66-0501-000	PALMYRA DISTRICT O R 1	12,446,772	8,435,506	1,464,703	9,900,209	275,661	132,041	0	671,285	10,979,196	1,467,576	447,523	2,994,086	2,707,863	286,223	10.6%
67-0001-000	PAWNEE CITY PUBLIC SCHOOLS	5,906,830	3,951,825	1,021,011	4,972,836	0	645,835	31,453	0	237,029	5,887,153	158,019	19,677	1,049,974	42,038	4.0%
67-0069-000	LEWISTON CONSOLIDATED SCHOOLS	4,353,998	5,222,798	457,241	5,680,039	383,300	18,626	0	172,928	6,254,893	0	115,285	690,139	673,825	16,314	2.4%
68-0020-000	PERKINS COUNTY SCHOOLS	7,440,993	14,946,113	1,177,949	16,124,063	0	78,866	0	380,094	16,583,023	0	253,396	712,356	676,498	35,858	5.3%
69-0044-000	HOLDREGE PUBLIC SCHOOLS	15,299,160	14,624,921	3,293,082	17,918,003	0	263,867	0	916,682	19,098,552	0	611,121	1,791,670	1,705,190	86,479	5.1%
69-0054-000	BERTRAND PUBLIC SCHOOLS	5,149,946	7,123,691	817,992	7,941,683	0	39,433	0	215,286	8,196,402	0	143,524	398,242	377,933	20,310	5.4%
69-0055-000	LOOMIS PUBLIC SCHOOLS	5,042,288	6,116,089	535,675	6,651,764	748,223	26,469	0	247,552	7,674,009	0	165,035	1,187,280	1,163,926	23,354	2.0%
70-0002-000	PIERCE PUBLIC SCHOOLS	10,613,364	11,385,493	1,675,917	13,061,410	399,052	127,793	0	619,608	14,207,863	0	413,072	1,559,525	1,501,071	58,454	3.9%
70-0005-000	PLAINVIEW PUBLIC SCHOOLS	6,361,889	9,553,381	1,054,001	10,607,383	0	65,201	0	325,637	10,998,221	0	217,091	607,929	577,209	30,720	5.3%
70-0542-000	OSMOND COMMUNITY SCHOOLS	4,534,828	5,590,276	851,859	6,442,135	94,512	65,041	0	167,207	6,768,895	0	111,474	438,231	422,457	15,774	3.7%
71-0001-000	COLUMBUS PUBLIC SCHOOLS	56,252,068	29,230,706	10,287,685	39,518,391	0	849,422	0	3,736,591	44,104,404	12,147,665	2,491,061	19,224,738	18,179,692	1,045,046	5.7%
71-0005-000	LAKEVIEW COMMUNITY SCHOOLS	15,417,147	19,493,478	2,743,851	22,237,329	435,807	139,840	0	965,836	23,778,813	0	643,891	2,185,375	2,094,258	91,117	4.4%
71-0067-000	HUMPHREY PUBLIC SCHOOLS	6,215,501	11,499,572	1,481,512	12,981,084	543,446	103,081	0	274,550	13,902,161	0	183,033	1,104,110	1,078,209	25,901	2.4%
72-0015-000	CROSS COUNTY COMMUNITY SCHOOLS	6,357,731	9,622,841	979,842	10,602,683	149,645	63,857	0	316,851	11,133,035	0	211,234	741,586	711,694	29,892	4.2%
72-0019-000	OSCEOLA PUBLIC SCHOOLS	5,083,521	6,148,859	6,941,599	7,924,740	0	54,059	0	228,341	7,223,999	0	152,227	434,628	413,086	21,542	5.2%
72-0032-000	SHELBY - RISING CITY PUBLIC SCHOOLS	7,538,528	9,434,066	1,152,912	10,586,978	525,069	58,569	0	366,428	11,537,043	0	244,285	1,194,350	1,159,782	34,569	3.0%
72-0075-000	HIGH PLAINS COMMUNITY SCHOOLS	4,472,548	10,325,761	945,459	11,271,220	0	45,317	0	173,780	11,490,316	0	115,853	334,950	318,556	16,394	5.1%
73-0017-000	MC COOK PUBLIC SCHOOLS	19,640,160	10,640,743	4,140,121	14,780,864	443,683	204,789	0	1,231,606	16,660,942	2,979,218	821,071	5,680,366	5,304,796	375,571	7.1%
73-0179-000	SOUTHWEST PUBLIC SCHOOLS	6,097,296	8,499,247	945,933	9,445,180	0	38,328	0	297,213	9,780,721	0	198,142	533,684	505,645	28,039	4.5%
74-0056-000	FALLS CITY PUBLIC SCHOOLS	13,651,853	12,322,729	2,767,690	15,090,419	233,656	142,365	0	723,856	16,190,296	0	482,571	1,582,449	1,514,160	68,288	5.5%
74-0070-000	HUMBOLDT TABLE ROCK STEINAUER	6,408,787	10,092,565	1,655,432	11,747,997	0	57,988	0	266,461	12,072,446	0	177,641	502,090	476,952	25,138	5.3%
75-0100-000	ROCK COUNTY PUBLIC SCHOOLS	4,454,934	7,320,387	691,018	8,011,404	228,405	30,797	0	189,690	8,460,295	0	126,640	575,351	557,456	17,895	3.2%
76-0002-000	CRETE PUBLIC SCHOOLS	30,666,440	15,747,379	4,645,142	20,392,521	0	269,570	0	2,043,937	22,706,028	7,960,412	1,362,624	11,636,544	11,072,382	564,162	5.1%
76-0044-000	DORCHESTER PUBLIC SCHOOL	4,755,416	4,357,489	657,215	5,014,704	257,284	28,276	0	201,307	5,501,570	0	134,205	621,071	602,080	18,991	3.2%
76-0068-000	FRIEND PUBLIC SCHOOLS	4,380,888	5,106,939	680,283	5,787,222	0	191,586	0	191,586	6,044,663	0	127,724	385,165	367,091	18,074	4.9%
76-0082-000	WILBER-CLATONIA PUBLIC SCHOOLS	9,612,194	8,540,748	1,519,229	10,059,977	338,669	79,021	0	550,219	11,027,886	0	366,813	1,334,722	1,282,814	51,907	4.0%
77-0001-000	BELLEVUE PUBLIC SCHOOLS	120,700,209	50,366,973	23,572,149	73,939,122	8,311,839	1,562,443	34,793	8,619,599	92,467,796	28,232,413	5,746,399	52,507,486	50,624,477	1,883,009	3.7%
77-0027-000	PAPILLION LA VISTA COMMUNITY SCHOOLS	147,565,995	97,416,549	33,920,966	131,337,515	9,239,372	1,717,381	19,855	11,158,429	146,162,550	1,403,445					

80-0567-000	CENTENNIAL PUBLIC SCHOOLS	8,756,979	17,795,089	1,675,436	19,470,525	0	119,803	0	458,690	20,049,018	0	305,793	884,287	841,014	43,273	5.1%
81-0003-000	HAY SPRINGS PUBLIC SCHOOLS	4,218,802	2,284,241	414,902	2,699,144	249,408	22,605	0	181,389	3,152,545	1,066,257	120,926	1,640,585	1,563,093	77,491	5.0%
81-0010-000	GORDON-RUSHVILLE PUBLIC SCHS	10,030,258	12,265,044	1,391,064	13,656,108	0	64,425	0	449,315	14,169,849	0	299,544	813,284	770,896	42,388	5.5%
82-0001-000	LOUP CITY PUBLIC SCHOOLS	6,056,257	7,666,594	907,158	8,573,752	0	36,410	0	273,040	8,883,202	0	182,027	491,477	465,718	25,758	5.5%
82-0015-000	LITCHFIELD PUBLIC SCHOOLS	3,756,212	3,060,759	339,478	3,400,237	0	17,311	0	107,289	3,524,837	231,376	71,526	427,502	328,791	98,711	30.0%
83-0500-000	SIoux COUNTY PUBLIC SCHOOLS	3,315,468	6,053,177	364,100	6,417,277	0	16,508	0	67,405	6,501,190	0	44,937	128,850	122,491	6,359	5.2%
84-0003-000	STANTON COMMUNITY SCHOOLS	7,439,751	7,862,602	1,252,722	9,115,324	47,256	73,447	0	356,331	9,592,358	0	237,554	714,589	680,973	33,616	4.9%
85-0060-000	DESHLER PUBLIC SCHOOLS	5,425,824	6,653,549	949,806	7,603,356	215,278	43,676	0	211,493	8,073,802	0	140,995	611,442	591,490	19,952	3.4%
85-0070-000	THAYER CENTRAL COMMUNITY SCHS	7,741,609	10,880,039	1,126,171	12,006,210	0	77,141	0	385,810	12,469,160	0	257,206	720,157	683,760	36,397	5.3%
85-2001-000	BRUNING-DAVENPORT UNIFIED SYS	4,287,985	10,588,619	793,287	11,381,906	0	62,557	0	162,081	11,606,544	0	108,054	332,692	317,401	15,291	4.8%
86-0001-000	THEDFORD PUBLIC SCHOOLS	3,327,147	4,128,820	290,168	4,418,988	165,397	17,992	0	95,254	4,697,631	0	63,503	342,146	333,160	8,986	2.7%
87-0001-000	PENDER PUBLIC SCHOOLS	7,905,292	7,292,707	1,272,861	8,565,568	556,573	74,630	0	418,850	9,615,620	0	279,233	1,329,286	1,289,772	39,514	3.1%
87-0013-000	WALTHILL PUBLIC SCHOOLS	6,829,722	2,229,341	1,339,702	3,569,043	0	17,691	0	268,900	3,855,634	2,974,088	179,266	3,439,945	3,360,849	79,096	2.4%
87-0016-000	UMO N HO N NATION PUBLIC SCHS	9,455,790	247,408	1,723,543	1,970,951	0	1,367	0	526,098	2,498,415	6,957,375	350,732	7,835,571	7,808,066	27,505	0.4%
87-0017-000	WINNEBAGO PUBLIC SCHOOLS DISTRICT 17	12,420,312	1,421,971	3,557,281	4,979,253	0	4,814	0	542,425	5,526,492	6,893,819	361,617	7,802,676	7,738,228	64,447	0.8%
88-0005-000	ORD PUBLIC SCHOOLS	8,497,810	10,031,323	1,395,965	11,427,287	5,251	79,647	0	468,259	11,980,444	0	312,173	865,330	821,154	44,175	5.4%
88-0021-000	ARCADIA PUBLIC SCHOOLS	3,706,697	1,976,655	367,732	2,344,387	273,036	15,463	0	123,636	2,756,522	950,175	82,424	1,444,734	1,378,935	65,799	4.8%
89-0001-000	BLAIR COMMUNITY SCHOOLS	25,421,713	29,135,287	5,816,368	34,951,655	0	658,800	0	1,929,127	37,539,582	0	1,286,085	3,874,012	3,692,019	181,993	4.9%
89-0003-000	FORT CALHOUN COMMUNITY SCHS	12,620,957	6,916,064	1,739,367	8,655,430	2,709,355	173,895	0	799,615	12,338,296	282,662	533,077	4,498,604	4,254,531	244,073	5.7%
89-0024-000	ARLINGTON PUBLIC SCHOOLS	11,148,891	9,557,984	1,833,097	11,391,081	976,628	136,656	0	647,701	13,152,065	0	431,800	2,192,785	2,131,681	61,104	2.9%
90-0017-000	WAYNE COMMUNITY SCHOOLS	15,035,533	13,483,675	2,734,299	16,217,974	157,521	181,515	0	946,723	17,503,733	0	631,148	1,916,907	1,827,594	89,313	4.9%
90-0560-000	WAKEFIELD PUBLIC SCHOOLS	9,316,198	6,966,933	1,245,592	8,212,526	36,755	47,498	0	529,291	8,826,070	490,128	352,861	1,456,533	1,221,087	235,445	19.3%
90-0595-000	WINSIDE PUBLIC SCHOOLS	5,070,945	6,006,535	1,233,469	7,240,004	598,578	31,474	0	232,829	8,102,885	0	155,219	1,018,100	996,135	21,965	2.2%
91-0002-000	RED CLOUD COMMUNITY SCHOOLS	5,422,427	4,770,371	737,334	5,507,705	346,545	35,060	0	248,932	6,138,242	0	165,955	796,492	773,007	23,484	3.0%
91-0074-000	BLUE HILL COMMUNITY SCHOOLS	6,219,693	4,561,603	1,108,697	5,670,300	648,460	43,845	0	261,726	6,624,331	0	174,484	1,128,515	1,103,824	24,691	2.2%
92-0045-000	WHEELER CENTRAL SCHOOLS	3,562,276	7,298,128	340,807	7,638,936	0	15,062	0	124,064	7,778,061	0	82,709	221,835	210,131	11,704	5.6%
93-0012-000	YORK PUBLIC SCHOOLS	21,170,801	14,684,315	4,652,021	19,336,336	561,824	297,741	0	1,385,174	21,581,074	0	923,449	3,168,187	3,037,510	130,677	4.3%
93-0083-000	MC COOL JUNCTION PUBLIC SCHS	5,477,687	4,231,002	873,045	5,104,047	871,614	36,271	0	235,397	6,247,329	0	156,931	1,300,214	1,278,006	22,207	1.7%
93-0096-000	HEARTLAND COMMUNITY SCHOOLS	6,345,640	9,862,820	1,271,379	11,134,199	0	89,534	0	288,844	11,512,577	0	192,562	570,940	543,691	27,249	5.0%
<b>State-Level Totals:</b>		<b>4,811,913,528</b>	<b>3,536,351,603</b>	<b>886,088,768</b>	<b>4,422,440,371</b>	<b>125,005,750</b>	<b>67,188,531</b>	<b>8,398,317</b>	<b>299,932,220</b>	<b>4,922,965,189</b>	<b>571,226,784</b>	<b>199,954,813</b>	<b>1,271,706,415</b>	<b>1,206,600,571</b>	<b>65,105,843</b>	<b>5.4%</b>
% Change over prior year (25/26)		3.6%	4.1%	3.7%	4.1%	2.8%	2.2%	3.8%	0.2%	3.7%	2.0%	0.2%	1.4%			
<b>Total Foundation Aid:</b>												<b>499,887,033</b>				