

CENTRAL COMMUNITY COLLEGE BOARD OF GOVERNORS MEETING
Thursday, November 16, 2023, 12:00 PM, Central Community College Administration
Board Room

Work Session begins at 11 a.m.

A G E N D A

Central Community College reserves the right to make changes to the agenda up to 48 hours prior to the scheduled meeting. A current copy of the agenda may be obtained in the College President's Office, 3134 W. Highway 34, Grand Island, Nebraska.

1. Agenda
Information Item
2. Cybersecurity Audit Update
Action Item
3. Scott Foundation
Action Item
4. NCCIT Insurance Annual Report
Action Item
5. Break before 1 p.m. meeting
Action Item

**Board Work Session Agenda
November 16, 2023, Grand Island**

Lunch will be provided.

Noon – Cybersecurity Audit Update – Joel King

12:20 p.m. – Scott Foundation – Brett Wells

12:35 p.m. – NCCIT Insurance Annual Report – Joel King

12:45 p.m. – Break before 1 p.m. meeting



PAVE THE WAY FOR A BETTER FUTURE

THE WALTER SCOTT JR.
CAREER PATHWAY SCHOLARSHIP

November 16th , 2023





Summer Bridge


- **Tier I Objectives**
 - Preparation for College
 - Preparation to be a Scott Scholar
- **Tier II Objectives**
 - Camaraderie
 - Fun

Summer Bridge Survey Results

Exhibit 1. Scott Scholar Summer Bridge Program Survey Response Rate

	Number Invited	Number Responded	Percent Responded
Cohort 1	17	17	100.0%
Cohort 2	26	23	88.5%
TOTAL	43	40	93.0%

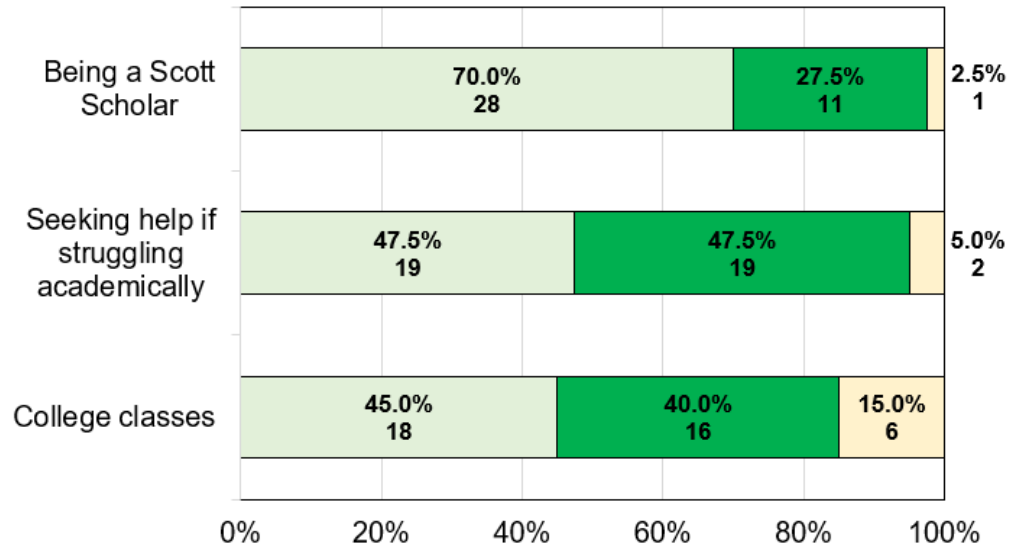
**Chart 1. Students' Confidence In Own Abilities Before vs. After
The Summer Bridge Program By Mean (N=40)**
(sorted from largest to smallest increase of ability)



- 97.5%
- 95%
- 85%

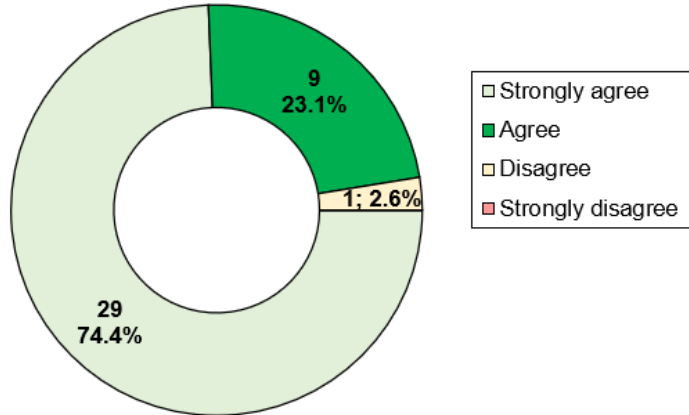
Chart 4. Preparedness For Upcoming Semester After Completing The Summer Bridge Program (N=40)

□ Very prepared ■ Prepared □ Somewhat prepared ■ Not at all prepared



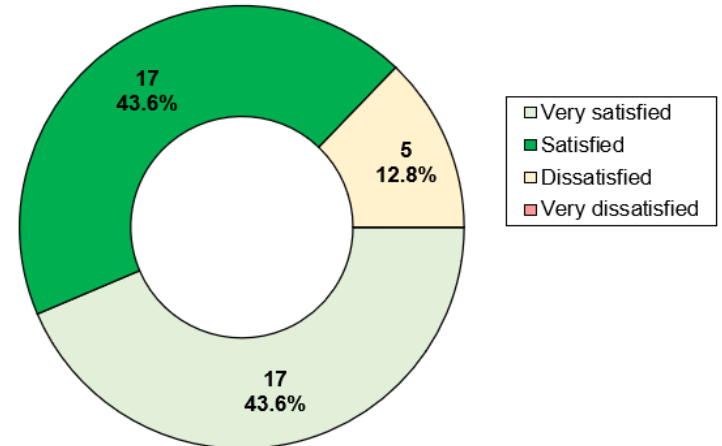
97.5%

Chart 5. Level Of Agreement With: I feel connected with at least one other Scott Scholar. (N=39)

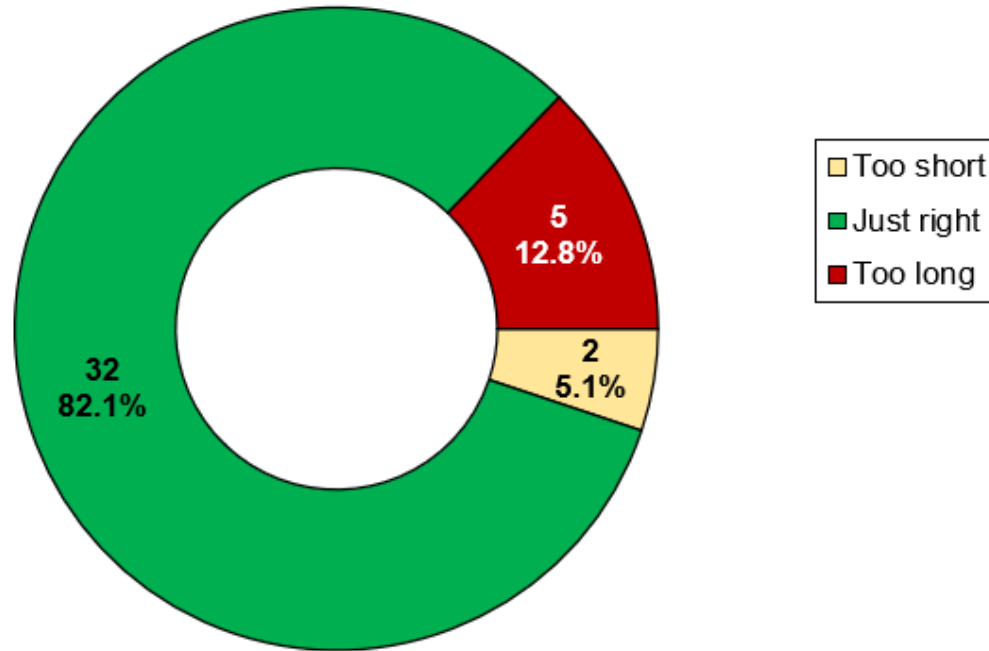


87.2%

Chart 6. Overall Satisfaction With The Summer Bridge Program (N=39)



**Chart 7. Rating Of Length Of Summer Bridge Program
(N=39)**



The Big Mystery!?!?!

Our Bread & Butter

- Jackson Neal
 - “I didn’t know you could create lifelong friends this fast”



Jackson Neal
Heating, Air Conditioning, and Refrigeration

- Alex Paul
 - “We didn’t know life could change so much in two weeks”



Alex Paul
Welding Technology



QUESTIONS?

Focus Points for the Future



Improvement


- Can each activity we do be life changing?

Keep Doing

- Logistics

“Be A Giver Not a Taker”

- Gabe
- Alisha
- Brandon



Making Walter Proud



Gabriel Gonzalez Perez
Auto Body Technology



Alisha Jarmin
Construction Technology



Brandon Placzek
Automotive Technology



QUESTIONS?



[Leadership SPS](#)



<https://www.youtube.com/watch?v=G7c4YXI0GGI>
<https://www.cccneb.edu/sps>

WALTER SCOTT JR.

CAREER PATHWAY SCHOLARSHIP

THANK YOU

Nebraska Community College Insurance Trust

Internal Financial Statements

These Financial Statements are for internal use only

September 30, 2023

Nebraska Community College Insurance Trust
Notes to Financial Statements
September 30, 2023

1. These financial statements have been prepared by management solely for management's use and are intended for internal use only. They are prepared on the statutory basis of accounting which is the same basis of accounting used to report to the Nebraska Department of Insurance.
2. The Trust operates on a June 30 fiscal year. In August 1997, the Trust was granted permission to file its annual report to the Nebraska Department of Insurance on a June 30 fiscal year. The Insurance Year is for coverage from July 1 to June 30. For example, the 2024 Insurance Year is for coverage from July 1, 2023 to June 30, 2024.
3. The Trust uses Nebraska Risk Management Association Inc. (NRMA) as the third party administrator.
4. **Short Term Federal Investment Trust**
The Trust uses the Short Term Federal Investment Trust account with Union Bank.
5. The Trust uses the ICS (Insured Cash Sweep) network through Bank of the Valley in Nebraska for additional short term cash holdings.
6. Certificates of deposit and transactions for the current period are listed on an attached excel spreadsheet.

NCCIT
Statement of Earnings

	As of September 30, 2023	As of June 30, 2023
Premiums Earned	\$2,607,766.55	\$8,233,210.52
Checking Interest Earned	\$35,244.58	\$87,368.17
CD Interest Earned	\$86,326.14	\$160,302.15
Investment Claims Interest	\$26,449.33	\$76,527.83
Recoverables	(\$109,749.13)	(\$6,623,558.84)
Recoveries Received (Excess and Subro and Deducti	\$52,442.77	\$2,385,953.96
Miscellaneous Income	\$0.00	\$0.00
Total Revenue	\$2,698,480.24	\$4,319,803.79
Excess Insurance	\$1,556,585.55	\$5,141,769.17
Loss and Loss Adjustment Expenses	\$741,432.15	(\$835,758.20)
Premium Tax	\$0.00	\$28,621.00
Budgeted Operational Expenses	\$84,265.67	\$249,785.73
Total Expenses	\$2,382,283.37	\$4,584,417.70
Net Gain or Loss before Dividends	\$316,196.87	(\$264,613.91)
Dividends Issued	\$0.00	\$300,000.00
Year to Date Net Gain or (Loss)	\$316,196.87	(\$564,613.91)

NCCIT
Balance Sheet
As of September 30, 2023

	September 30, 2023	Prior Quarter	September 30, 2022
Cash	\$1,278,716.24	\$2,666,755.03	\$3,313,826.48
Certificates of Deposit	\$9,627,092.77	\$7,104,693.63	\$6,335,451.06
Accrued Interest - CDs	\$183,529.46	\$130,742.99	\$50,057.46
Investment Claims Account	\$2,724,170.45	\$1,331,105.98	\$2,167,942.61
Accounts Receivable	\$0.00	\$2,882,399.00	\$0.00
Excess Insurance Receivable	\$0.00	\$91,454.10	\$0.00
Prepaid Excess Insurance	\$4,667,020.70	\$6,222,694.70	\$3,829,331.65
<hr/>			
Total Assets	\$18,480,529.62	\$20,429,845.43	\$15,696,609.26
Drafts Outstanding	\$21,298.39	\$67,577.59	\$33,771.25
Unearned Premiums	\$6,615,985.00	\$9,222,840.00	\$6,247,806.00
Case Reserves	\$1,964,727.98	\$2,067,255.13	\$3,640,077.97
ALAE Reserves	\$230,933.27	\$212,448.97	\$316,384.46
ULAE Reserves	\$122,151.00	\$122,151.00	\$252,958.00
IBNR Reserves	\$4,592,234.32	\$4,138,864.98	\$6,114,178.37
Case Recoverable	(\$1,068,065.23)	(\$1,069,521.41)	(\$3,553,475.51)
IBNR Recoverable	(\$636,857.49)	(\$653,696.34)	(\$4,796,872.00)
Other Liabilities	\$0.00	\$0.00	\$0.00
TOTAL LIABILITIES	\$11,842,407.24	\$14,107,919.92	\$8,254,828.54
Equity	\$6,321,925.51	\$6,586,539.42	\$6,886,539.42
Year to Date Gain or (Loss)	\$316,196.87	(\$264,613.91)	\$555,241.30
Total Member Fund Balance	\$6,638,122.38	\$6,321,925.51	\$7,441,780.72

NCCIT Loss Analysis

As of September 30, 2023

Contract Year	2004	2007	2009	2015	2016	2017
Quantity of outstanding claims	2	1	0	0	0	0
Outstanding Case Reserves (net)	\$0.00	\$59,945.41	\$0.00	\$0.00	\$0.00	\$0.00
IBNR Reserves (net)	\$0.00	\$0.00	\$0.00	\$0.00	\$0.00	\$0.00
Outstanding ALAE Reserves	\$0.00	\$998.37	\$0.00	\$0.00	\$0.00	\$0.00
Outstanding ULAE Reserves	\$7,486.00	\$723.00	\$0.00	\$0.00	\$0.00	\$0.00
Total Reserves by contract year	\$7,486.00	\$61,666.78	\$0.00	\$0.00	\$0.00	\$0.00
Claims Paid this fiscal year	\$13,327.08	\$3,278.98	\$0.00	\$0.00	\$0.00	\$0.00
Actuarial Projected Losses	\$4,817,442.00	\$1,048,707.00	\$2,306,922.00	\$1,484,360.00	\$1,484,360.00	\$1,500,000.00
Total Claims Paid to date	\$4,105,311.02	\$1,123,089.31	\$2,258,107.27	\$3,044,041.89	\$960,589.78	\$1,381,900.09

Contract Year	2018	2019	2020	2021	2022	2023	2024
Quantity of outstanding claims	0	2	1	2	12	33	18
Outstanding Case Reserves (net)	\$0.00	\$31,460.57	\$0.00	\$21,370.37	\$291,612.30	\$439,287.80	\$111,485.11
IBNR Reservers (net)	\$0.00	\$34,281.50	\$10,116.53	\$80,049.80	\$307,628.33	\$2,978,022.57	\$521,113.10
Outstanding ALAE Reserves	\$0.00	\$940.74	\$24,165.00	\$17,165.78	\$131,449.30	\$15,391.72	\$20,067.67
Outstanding ULAE Reserves	\$0.00	\$2,032.00	\$5,820.00	\$10,248.00	\$25,038.00	\$70,804.00	\$0.00
Total Reserves by contract year	\$0.00	\$68,714.81	\$40,101.53	\$128,833.95	\$755,727.93	\$3,503,506.09	\$652,665.88
Claims Paid this fiscal year	\$0.00	\$0.00	\$0.00	\$7,234.00	\$36,871.75	\$215,321.22	\$11,072.63
Actuarial Projected Losses	\$1,500,000.00	\$1,440,000.00	\$1,390,000.00	\$2,590,000.00	\$2,080,000.00	\$2,735,000.00	\$2,600,000.00
Total Claims Paid to date	\$975,175.44	\$597,705.01	\$3,724,717.11	\$1,995,408.05	\$6,619,831.22	\$577,313.66	\$11,072.63

NCCIT FY 2024 Transactions
Page 1 of 1

Riverstone Bank	\$245,000.00	#106626	24 mo	0.800%	8/18/2023
Renewed	\$249,018.49	#77657	7 mo	5.150%	3/31/2024
Boone County Bank	\$240,000.00	#409548	24 mo	0.650%	8/18/2023
Renewed, Received \$38,234.36	\$205,000.00	#409610	60 mo	4.250%	8/24/2028
Clarkson Bank	\$240,000.00	#24665	24 mo	0.700%	8/18/2023
Renewed	\$243,380.65	#24665	24 mo	5.100%	8/18/2025
NEW PURCHASE					
Bank of the Valley CDARs	\$1,000,000.00		12 mo	5.350%	8/3/2024
Bank of the Valley CDARs	\$1,000,000.00		24 mo	5.150%	8/3/2025
Bank of the Valley CDARs	\$400,000.00		36 mo	4.950%	8/3/2026
Bank of the Valley CDARs	\$400,000.00		48 mo	4.800%	8/3/2027

NCCIT CDS

BANK	PRINC AMOUNT	CERT. NO	TERM MOS.	INT RATE	DATE OF PURCH.	DATE OF MAT.	ACCUM. INT.	Adjustment	INT.	INITIAL INVEST.	2023 SEP
	9/30/2023						9/30/2023				
Riverstone Bank	\$249,018.49	77657	7	5.15%	8/30/2023	3/31/2024	\$1,089.20		\$1,089.20	\$249,018.49	\$1,054.06
Boone County Bank	\$205,000.00	409610	60	4.25%	8/24/2023	8/24/2028	\$883.18		\$883.18	\$205,000.00	\$716.10
Clarkson Bank	\$243,380.65	24665	24	5.10%	8/18/2023	8/18/2025	\$1,462.28		\$1,462.28	\$243,380.65	\$1,020.20
Bank of the Valley (CDARS)	\$1,000,000.00		12	5.35%	8/3/2023	8/3/2024	\$8,501.37		\$8,501.37	\$1,000,000.00	\$4,397.26
Bank of the Valley (CDARS)	\$1,000,000.00		24	5.15%	8/3/2023	8/3/2025	\$8,183.56		\$8,183.56	\$1,000,000.00	\$4,232.88
Bank of the Valley (CDARS)	\$400,000.00		36	4.95%	8/3/2023	8/3/2026	\$3,146.30		\$3,146.30	\$400,000.00	\$1,627.40
Bank of the Valley (CDARS)	\$400,000.00		48	4.80%	8/3/2023	8/3/2027	\$3,050.96		\$3,050.96	\$400,000.00	\$1,578.08
First Community Bank	\$242,561.19	16883	12	0.69%	10/28/2022	10/28/2023	\$1,545.28		\$1,545.28	\$242,561.19	\$125.71
Frontier Bank	\$235,294.16	1080033635	24	0.65%	1/29/2022	1/29/2024	\$2,551.81		\$2,551.81	\$235,294.16	\$125.71
First State Bank Randolph	\$213,881.52	7172	24	0.55%	2/28/2022	2/28/2024	\$1,866.04		\$1,866.04	\$213,881.52	\$86.69
Citizen's State Bank	\$166,837.59	8546	12	4.75%	3/18/2023	3/18/2024	\$4,255.50		\$4,255.50	\$166,837.59	\$651.35
Discover Bank (WF)	\$250,000.00	254673X92	18	4.55%	11/1/2022	5/1/2024	\$4,736.99		\$10,377.74	\$250,000.00	\$934.93
Cedar Rapids State Bank	\$240,000.00	805725	16	4.50%	1/6/2023	5/6/2024	\$7,900.27		\$7,900.27	\$240,000.00	\$887.67
First Tier Bank	\$217,764.79	329476	24	3.15%	7/9/2022	7/9/2024	\$8,419.44		\$8,419.44	\$217,764.79	\$563.80
Wells Fargo (WF)	\$250,000.00	9497635F9	18	4.60%	1/15/2023	7/15/2024	\$4,722.61		\$8,128.77	\$250,000.00	\$945.21
Synchrony Bank (WF)	\$250,000.00	US87165HQ453	24	3.20%	7/22/2022	7/22/2024	\$1,534.25		\$9,534.25	\$250,000.00	\$657.53
Security Bank	\$240,000.00	23737	36	0.91%	8/20/2021	8/20/2024	\$4,613.33		\$4,613.33	\$240,000.00	\$179.51
Exchange Bank	\$116,304.41	405110	20	4.19%	1/13/2023	9/13/2024	\$3,471.29		\$3,471.29	\$116,304.41	\$400.53
BMO Harris (WF)	\$250,000.00	05600XKE9	24	4.65%	10/28/2022	11/1/2024	\$4,936.64		\$10,733.22	\$250,000.00	\$955.48
Bank of the Valley (CDARS)	\$2,002,208.75		24	4.50%	11/2/2022	11/2/2024	\$81,953.42		\$81,953.42	\$2,002,208.75	\$7,405.43
Flatwater Bank	\$240,495.52	789851-34014	24	4.25%	1/11/2023	1/11/2025	\$7,336.76		\$7,336.76	\$240,495.52	\$840.09
City National (WF)	\$250,000.00	178180GT6	24	4.50%	1/13/2023	1/13/2025	\$2,434.93		\$8,013.70	\$250,000.00	\$924.66
Bank of Orchard	\$204,233.19	13994	24	4.50%	2/22/2023	2/22/2025	\$5,539.48		\$5,539.48	\$204,233.19	\$755.38
Butte Bank	\$107,843.62	13975	24	4.60%	2/28/2023	2/28/2025	\$2,908.53		\$2,908.53	\$107,843.62	\$407.74
Banner Capital Bank	\$179,783.32	48444	30	3.00%	9/26/2022	3/26/2025	\$5,452.61		\$5,452.61	\$179,783.32	\$443.30
Great Plains State Bank	\$222,485.57	1312610	24	4.55%	4/25/2023	4/25/2025	\$4,382.05		\$4,382.05	\$222,485.57	\$832.04
UBS Bank (WF)	\$250,000.00	90348J6V7	36	4.70%	11/2/2022	11/3/2025	\$901.35		\$10,687.67	\$250,000.00	\$965.75

\$9,627,092.77

\$183,529.44

\$33,736.33

**NCCIT
Budget Analysis
2023-2024**

	<u>2023-2024 Budget amount</u>	<u>YTD Actual as of 9/30/2023</u>	
Appraisal Services	\$7,000	\$6,500	92.86%
Premium Tax	\$35,000	\$0	0.00%
Actuarial Services	\$33,500	\$0	0.00%
Audit and Accounting Services	\$24,500	\$1,057	4.31%
NRMA Pool Administration	\$102,000	\$51,000	50.00%
NRMA Loss Control Services	\$18,000	\$18,000	100.00%
Board Mtg Expense (TelSpan, Advertising)	\$400	\$0	0.00%
Legal Fees	\$1,000	\$0	0.00%
Bank Charges	\$2,400	\$167	6.97%
Risk System Maintenance / User fee	\$1,350	\$1,350	100.00%
Miscellaneous	\$1,000	\$0	0.00%
Contingency	<u>\$20,000</u>	<u>\$0</u>	0.00%
Subtotal	\$246,150	\$78,074	31.72%
Broker Fees	\$64,375	\$0	0.00%
NRMA Claims Administration Fee	\$85,000	\$85,000	100.00%
NRMA Medicare Reporting Fee	\$6,000	\$6,000	100.00%
Department of Insurance Audit	\$0	\$192	
Total Expenses	<u>\$401,525</u>	<u>\$169,266</u>	