



**"To Build Knowledge and Skills for Success Today and Tomorrow"**

**AGENDA for March 13, 2023**  
**5:30 PM Regular Board Meeting (Executive Session to follow)**  
**Board Room, Williams Administration Building**  
**Zoom Link: <https://sdk12.zoom.us/j/94108307244>**

---

1. Call meeting to order/roll call
2. Pledge of Allegiance
3. Agenda
4. Consent Agenda
  - 4.a. Regular Meeting Minutes on Monday, February 13, 2023 and Special Board Meeting Minutes on March 1, 2023.
  - 4.b. Personnel
  - 4.c. Claims for Payment
  - 4.d. Open Enrollment, In District Transfer and/or Transfer of Athletic Eligibility
  - 4.e. Volunteers
5. Conflict of Interest Waivers
6. Open Forum
7. Recognitions
  - 7.a. SBHS Speech and Debate Receives Awards
  - 7.b. Eric Johnson, Speech & Debate Coach
  - 7.c. First Lego League
8. Reserve Champion Wool Judging
9. Presentations
  - 9.a. Eric Johnson, 4-Day School Week
  - 9.b. Activities Committee Report
  - 9.c. FY2024 General Fund and Special Education Budget Review
10. Action Items
  - 10.a. Financial Reports
  - 10.b. Adopt School Board Policy BFC: Policy Adoption
  - 10.c. Adopt School Board Policy GCNB\*: Evaluation of Administrators
  - 10.d. Adopt School Board Policy JFCE: Anti-Bullying/Harassment of Students
  - 10.e. Amend Title I Budget
  - 10.f. Bargreen Ellingson Bid Package
  - 10.g. Board Decision on Make-Up Student/Staff Days Due to Weather
  - 10.h. Posting of Positions for the 2023-24 School Year
  - 10.i. Approve 2023-24 Rural School Calendar
  - 10.j. Approve 2024-25 School Calendar
  - 10.k. City of Sturgis Woodle Field Lease
  - 10.l. Approve West River Electric ROW
11. Discussion Items

- 11.a. Black Hills Online Learning Procedure
- 11.b. Transfer of Deed
- 11.c. Board of Equalization
- 11.d. Bus Route Change Requests
- 11.e. Staff Reception & Recognition Banquet
- 11.f. Policy Review(s)
  - 11.f.1. First Reading of School Board Policy JECB: Admission of Non-Resident Students
    - 11.f.1.a. First Reading of School Board Policy JECC: Assignment of Resident Students
- 12. Reports
  - 12.a. Administrators
  - 12.b. Board Members
  - 12.c. BHSSC
  - 12.d. Superintendent
- 13. Upcoming Calendar Events
- 14. SDCL 1-25-2 (SDCL 1-25-2.1 Personnel; 1-25-2.4 Negotiations; and 1-25-2.6b,h School Safety and Security)
- 15. Adjournment

MEETING MINUTES, Monday, February 13, 2023  
5:30 PM Regular Board Meeting\_AMENDED (Executive Session to follow)  
Board Room, Williams Administration Building

---

Board Members Present: Aaron Odegaard: Present, Charlie Wheeler: Present, Darrell Vig: Present, Joseph Urbaniak: Present, Justin Jutting: Present, Lee Spring: Present, Sandy Cass: Present, Terry Koontz: Present.

Board Members Absent: Holly Good

District Personnel Present: Wayne Wormstadt, Brett Burditt, Tanya Ludwick, Pete Wilson, Chad Hedderman, Katy Jutting, Dave Olson, Ethan Dschaak, Sarah Scherer, Brit Porterfield, Chrissy Peterson, Adam Lalicker and Beth Johnson.

Others Present: Deidre Budahl with Casey Peterson & Associates. Parent, JJ Hyman and other community members.

Regular board meeting called to order at 5:32 PM

Call meeting to order/roll call

Pledge of Allegiance

Agenda

MOTION by Vig, seconded by Jutting, and Carried to approve the Agenda as presented.

Consent Agenda

MOTION by Urbaniak, seconded by Koontz, and Carried to approve the Consent Agenda as presented.

Minutes

Regular Meeting Minutes on January 9, 2023, and Special Board Meeting Minutes on January 23, 2023

Personnel

New Hire (Support Staff): Terri Barry, special services paraprofessional, Atall Elementary, \$19.60/hr. eff. 1/4/2023; Harleigh Stange, paraprofessional, Piedmont Valley Elementary, \$15.00/hr. eff. 1/25/2023; Wendell Rednour-Yearly, custodian, Sturgis Brown High School, \$15.00/hr. eff., 1/23/2023; Maxen Evens, part-time custodian, Sturgis Brown High School, \$14.00/hr. eff. 1/23/2023; Natalie Hill, special services paraprofessional, Piedmont Valley Elementary, \$16.00/hr. eff. 2/1/2023. Change in Hourly Rate (Support Staff): Lori Cleland, food service, Sturgis Brown High School, level I pay increase from \$15.00/hr to \$15.20/hr. eff. 1/12/2023. Contract Amendment (Certificated): Amy Conover, special services teacher with additional school psychologist duties, district-wide, \$2,500.00, eff. 2/1/2023. Change of Assignment (Support Staff): Jennifer Whitman, paraprofessional, Piedmont Valley

Elementary, \$14.00/hr to administrative assistant, Stagebarn Middle School, \$15.00/hr. eff. 1/16/2023; Rachel Palmer, administrative assistant, Stagebarn Middle School, \$15.35/hr. to head administrative assistant, \$16.35/hr. eff. 1/16/2023. Change of Assignment (Extracurricular): Dan Skinner, assistant track coach to head track coach, Sturgis Williams Middle School, \$2,383.00, eff. for the 2022-23 school year. Resignation (Certificated): Marysa Podoll, teacher, Central Meade Co. School, eff. end of the 2022-23 school year; Krystina Bower, teacher, Stagebarn Middle School, eff. end of the 2022-23 school year; Heather Tullis, teacher, Sturgis Elementary, eff. end of the 2022-23 school year; Marci Farmer, teacher, Rural Schools, eff. end of the 2022-23 school year; Dan McIntire, counselor, Stagebarn Middle School/Piedmont Valley Elementary, eff. end of the 2022-23 school year; Krystal Weber, teacher, Sturgis Williams Middle School, eff. end of the 2022-23 school year. Retirement (Administrative): Deb Wilburn, assistant special services director, district-wide, eff. end of the 2022-23 school year. Retirement (Support Staff): Cora Atkinson, after-school program paraprofessional, Piedmont Valley Elementary, eff. end of the 2022-23 school year. Resignation (Support Staff): Melissa Caldwell, special services paraprofessional, Sturgis Elementary, eff. 1/18/2023; Ariel Nelson, cafeteria monitor, Piedmont Valley Elementary, eff. 2/6/2023; Rylin Ludwick, special services paraprofessional, Piedmont Valley Elementary, eff. 2/24/2023. Resignation (Extracurricular): Paul Smith, assistant boys soccer coach, Sturgis Brown High School, eff., end of the 2022-23 school year; Krystina Bower, assistant volleyball coach and head basketball coach, Stagebarn Middle School, eff. end of the 2022-23 school year; Scottie Bruch, head cross-country coach, Sturgis Williams Middle School, eff. end of the 2022-23 school year; Scottie Bruch, head track coach, Sturgis Williams Middle School, eff. 2/1/2023; Karlee Gibbins, competitive dance coach, Sturgis Brown High School, eff. 2/9/2023.

### Claims for Payment

3E Elctc, Rprs 1160.00; AB Bsnss, Ls 1856.43; AB Wldng, Sply 418.43; AJ, Sply 2209.85; Advnc Pymnts, Offcls 10443.68; Agntf, Trvl 140.84; Al Crnlla Srvs, Rprs 1024.72; Amzn, Suply 1533.52; Amrcn Inn, Trvl 1401.99; Amck Snd, Rprs 812.13; Apple, Eqpmnt 915.90; Arch Spclts, Rprs 6906.25; Arch Inc, Srvcs 113252.00; Arrwwd Rsrtr, Ldgng 500.48; ASBSD, Rgstrtn 155.00; ASCD, Trvl 3143.96; K Barry, Lnch Rfnd 65.40; S Baumeister, Lnch Rfnd 17.10; Bnntt Trns, Snw Rmvl 5975; Bst Wstrn, Ldgng 164.00; BH Wtr, Utlty 94.60; BH Chmcl, Sply 9391.29; BH Energy, Utlty 95827.06; BH Pst, Srvcs 155.00; BH Pnr, Pblsh Mnts 636.43; BHSS, Ttn 25022.58; BH Urgnt, Phscl 95.00; Bmgrs, Sply 609.98; M Borgen, Insvrc Prsntr 150.00; BSN, Sply 1132.57; A Buxcel, Lnch Rfnd 100.25; Cptl One, Sply 403.89; Crln Blgcl, Sply 29.85; Csy Ptrsn, Adt Srvcs 37605.90; CashWa, Food 51960.52, Cash, Petty Cash 32.94; CBH, Fuel 2268.47; Cntrl Cmm Ctr, Rntl Fees 4110.00; Cntry Bsnss, Cps 298.97; Cntrylnk, Utlty 59.13; Child Adlt Ntrtn, Food 1297.00; Cty Smmrst, SRO 2354.93; Clss Slvr, Sbscrptin 832.50; Clbhs Htl Sts, Ldgng 159.68; Coca Cola, Sply 5330.00; Cllg Brd, Rgstrtn 164.00; Cmfrt Inn, Ldgng 150.00; Cmmrcl Dr, Sply 696.40; Cmmtch, Equip 849.86; Cmptr Vllg, Rprs 2465.50; S Cuny, Lnch Rfnd 54.70; DR Srvs, Rprs 744.58; Dkt Bs, Actvts Bus 4567.50; Dkt Equip, Sply 265.00; DSG, Eqpmnt 108.32; Days Inn, Ldgng 1263.42; Dlt Dntl, Ins 16317.16; Dllr Gnrl, Sply 48.46; Est Sd Dry, Milk 12350.23; Ebay, Sply 87.47; EMC, Ins 2544.42; Enngng Prpn,

Utlty 3237.00; EPCO, Sply 492.96; Fth Indpdnt, Pblshng 318.76; A Fitzgerald, Lnch Rfnd 42.85; Flt Frm, Rpr 310.91; A Ford, Lnch Rfnd 44.40; Frmn Sls, Pssgr Bus 65000.00; Fndtn Bldng Mtrls, Sply 61.73; Gldn Wst, Utlty 523.96; Grnd Elctrc, Utlty 591.39; Hmptn Inn, Ldgng 663.00; Hrlw Bus, Bus Srvc 156212.77; Hff, Sply 387.42; Hggrty Ltrcy, Sply 288.32; Hrff Jns, Sply 1858.52; Hby Rgstrtn, Rgstrtn 300.00; Hch Msc, Rprs 435.00; Hm Dpt, Equipmnt 257.45; Hp Kng Tchng Rsrccs, Sply 3095.35; D Horst, Lnch Rfnd 19.85; Hytt, Ldgng 1680.00; Innvtv Offc, Sply 134.25; Intrstt Bttry, Sply 979.65; Jffrsn Dbt, Rgstrtn 317.00; G Jensen, Mlg 254.18; T Karr, Lnch Rfnd 186.55; Kffr Snttn, Utlty 1484.11; Kncht, Sply 369.00; Killy Sply, Sply 453.78; Lgndry Elctrc, Rprs 968.79; L Lewis, Lnch Rfnd 51.00; Lbrty Chvrlt, Rpr 1835.15; E Limpy, Lnch Rfnd 5.35; Ls Endz Clnng, Clnng Cntrct 20460.00; Lynns, Sply 23.07; Mrc, Cpr Ls 1751.45; Mcdrt, Snw Rmvl 5890.00; D McGrath, Lnch Rfnd 27.95; Mclds Prntng, Sply 149.90; Meade Food, Sply 556.48; Mdc, Sply 10.52; Mnrds, Equipmnt 352.28; Mdc, Utlty 10996.23; Mdcntnnt Tstng, Wtr Tstng 95.00; Mrrr Lk Ldg, Ldgng 707.44; MDU, Utlty 87402.82; Mr Tr, Sply 40.00; M Myers, Lnch Rfnd 4.85; Nrpdc, Sbscrptn 159.00; Z Neiger, Lnch Rfnd 56.85; T Neilan, Lnch Rfnd 36.80; Nies Karras Skjoldal, Lgl Srvc 300.00; Nmc, Sply 110.40; NW Pipe, Sply 232.20; Otis Elvtr, Srvc Cntrct 1710.12; Pan O Gold, Brd 3382.15; Prfrmnc Foods, Food 20740.72; Prmbnd, Sply 6904.75; Ptny Bws, Pstg 841.20; J Powell, Ttl Nght Bks 441.00; Prcmptng, Equipmnt 248.00; Qull, Sply 1143.86; RDO, Sply 104.08; Rfs, Utlty 719.99; M Rehberg, Mlg 470.53; Rchtrs, Rprs 561.79; Rch, Cpr Ls 2417.27; Rvrsc, Equipmnt 808.11; Rckngr Lndscp, Snw Rmvl 5791.25; C royer, Lnch Rfnd 29.20; Rnngns, Sply 134.96; Sam's, Sply 831.46; Snd Crk Prntng, Stdnt Fldrs 145.95; SASD, Rgstrtn 176.00; Schl Spclty, Sply 160.34; Scull, Cnstrctn 196396.55; SDAAE, Prkns Rgstrtn 65.00; SD Hmn, Ttn 13712.66; SDMEA, Rgstrtn 345.00; Srvll, Mops 4503.18; J Skalsky, Lnch Rfnd 16.20; SNA, Mmbrshp 51.00; H Snyder, Lnch Rfnd 38.25; SD Tch Assc, Rgstrtn 200.00; Spdy Lb, Rprs 147.98; Sprng Trnch, Snw Rmvl 1020.41; Stgs Ac, Sply 1012.38; Strgs Amblnc, Trnng 160.00; Strgs Napa, Sply 328.86; Strgs Tr, Rpr 69.00; Strgs Wtr, Utlty 178.38; Cty Strgs, Utlty 5913.76; Smmt Fr, Rprs 3203.00; Sn Lf, Insrnc 3560.87; Tea Area Schl, Prfssnl Dvlp 600.00; Tchrs Pay Tchrs, Sply 123.41; Tm Tch, Rprs 392.57; Thndr Bsn HS, Rgstrtn 455.00; Tie Offc, Onln Ttn 16300.00; Tms Ts, Sply 473.20; Trbvll Elctrc, Sply 609.00; Vnwy Trohy, Sply 814.62; Vntrs Lrng, Sply 376.25; Vrzn, Sply 180.24; Vsbl Dffrnc Clnng, Clnng Cntrct 9501.75; Wlmrt, Sply 326.38; Wllmrk, Insrnc 224076.00; Wrlngr At Bdy, Rprs 2993.34; WR Elctrc, Utlty 1635.64; Wstrn Stts Fr, Srvc 1205.00; Wex, Fuel 672.56; Whtwd Wtr, Utlty 66.00; T Wilcox, Offcl 25.00; Wrthngtn Drct, Sply 509.85; Zoom, Sply 202.35; Cash Recap for month ending January 31, 2023: General Fund: Begin Bal 6030092.50; Petty Cash 100.00; Cash Change 2000.00; Advance Pymt 16489.81; Cash in Bank 1151135.01; Investments PSBK 4860367.68; Unemployment Savings 11802.88; Investments in CD 561753.51; Investments in CD over 90 Days 1063608.68; Transfer In 0.00; Revenue: Local Taxes 123514.98; Other Sources 27306.11; State 905019.96; Federal 104814.47; Other Sources 42834.55; Total Revenue 1203490.07; Transfer In 155287.95; To Be Acct'd For: 7388870.52; Transfer Out 0.00; Expenditures 1725461.36; Ending Bal January 31, 2023: 5663409.16; Petty Cash 100.00; Cash Change 2000.00; Advance Pymt 16489.81; Cash in Bank 1068752.31; Investments Savings 4576067.04; Unemployment Savings 11807.02; Investments CD 406582.89;

Investments CD over 90 Days 1063608.68; Capital Outlay: Begin Bal 4731628.98; Cash in Bank 60368.89; Investments PSBK 4671260.09; Investments US Treasuries 2007464.07; Funds at Fiscal Agent 5004147.87; Transfer In 0.00, Revenue Local Taxes 79539.62; Other Sources 2641.42; State 0.00; Federal 0.00; Other Sources 8449.86, Total Revenue 90630.90; To Be Acct'd For: 4822259.88; Transfer Out:0.00; Expenditures 783647.97; Ending Balance: 4038611.91; Cash in Bank: 6720.92; Invest, Savings: 4031890.99; Investments US Treasuries 2014735.94; Funds at Fiscal Agent 5020027.31; Spec Serv: Begin Bal 1424034.42; Cash in Bank 86312.58; Investments Savings 1337721.84; Revenue Local Taxes 44494.83; Other Sources 1467.37; State 54479.00; Federal 74393.00; Other Sources 4940.89; Total Revenue 179775.09; To Be Acct'd For 1603809.51; Expenditures 780727.89; Ending Balance as of January 31, 2023 823081.62; Cash in Bank 87892.73; Investment, Savings 735188.89; Investments, CD 0.00; Fund 41: Beg Bal -421843.00; Cash in Bank -421843.00; Revenue: Federal 421843.00; Total Revenue 421843.00; To Be Acct'd For 0.00; Expenditures 196396.87; Ending Bal January 31, 2023 -196396.87; Cash in Bank -196396.87; Food Service: Beg Bal 758558.76; Cash Change 0.00; Cash in Bank 76043.80; Investments, Savings 682514.96; Investments, CD 0.00; Transfers In 0.00; Revenue: State 0.00; Federal 42415.78; Other Sources 76652.92; Total Revenue 119068.70; To Be Acct'd For 877627.46; Transfer Out 0.00; Expenditures 97390.03; End Bal January 31, 2023: 780237.43; Cash Change 0.00; Cash In Bank 96289.09; Investments, Savings 683948.35; Investments of 90 Days 0.00; Enterprise: Beg Bal 115461.92; Cash Change 2000.00; Cash in Bank 44191.51; Investments, Savings 71270.41; Revenue; Other Sources 20091.35; Total Revenue 20091.35; To Be Acct'd For 135553.27; Expenditures 8558.49; End Bal January 31: 126994.78; Cash Change 2000.00; Cash in Bank 55494.15; Investment, Savings 71500.63; Custodial: Beg Bal 313682.40; Cash in Bank 106617.80; Investments, Savings 156964.60; Investments, CD 50100.00; Revenue: Other Sources 52627.32; Total Revenue 52627.32; To Be Acct'd For 366309.72; Expenditures 37247.52; End Bal January 31: 329062.20; Cash In Bank 127725.03; Investments, Savings 151237.17; Investment CD 50100.00.

#### Open Enrollment, In District Transfer and/or Transfer of Athletic Eligibility

##### Volunteers

Community members who have volunteered to work in schools throughout the district: Teresa Bartlett, assistant drama coach.

##### Conflict of Interest Waivers

No waivers were submitted.

##### Open Forum

Community member JJ Hyman expressed her concern about the SBHS future schedule.

##### Recognitions

The Character Education trait for the month of February is "Courtesy," which includes graciousness, politeness, consideration, and good manners.

### VFW National Citizenship Education Teacher Award for 2022-23

Stagebarn Middle School 8th grade Science teacher, Grace Steinley, was awarded the VFW National Citizenship Education Teacher Award for 2022-23 at the capitol in Pierre on February 6.

### 2023 U.S. Presidential Scholars Program

SBHS has three Presidential Scholars nominees. Beck Bruch, Owen Cass and Carlie Johnson have been named one of more than 5,000 candidates in the 2023 U.S. Presidential Scholars Program.

### SBHS Speech & Debate Team Earns First Place

Congratulations to the SBHS Speech and Debate team for earning first place in the 3A division of the Thunder Basin Speech and Debate tournament.

### Sturgis Williams Middle School Receives Donation

SWMS After-School Program received a donation in the amount of \$250.00 from Sturgis Rally Charities, Inc. The money will be used to purchase snacks for students.

### ASBSD School Board Recognition Week

The Meade School District will join districts across the state to thank school board members for their leadership and service to our school district and community during South Dakota School Board Recognition Week from February 20 - Feb 24, 2023. During School Board Recognition Week, the Meade School District invites students, staff, and community members to take part in thanking its school board members.

## Presentation

### FY2021-22 Audit Review Summary

Deidre Budahl with Casey Peterson & Associates presented the FY2021-22 audit report summary for the Meade School District.

### Whitewood Elementary After-School Program

Whitewood Elementary Principal, Brit Porterfield, updated the Board on the successful Whitewood Elementary ABC After-School Program.

### SBHS Future Schedule

SBHS Principal, Pete Wilson presented a presentation on the recommended schedule changes for SBHS. Mr. Wilson proposes to continue working on the schedule with the appropriate staff members and bringing it back to the Board in September or October 2023 with a recommendation.

## Action Items

### Financial Reports

MOTION by Cass, seconded by Urbaniak, and Carried to approve the Financial Reports as presented.

### Approve GMP Amendment

MOTION by Cass, seconded by Koontz, and Carried to approve the GMP Amendment with Scull Construction for the SBHS Cafeteria Project in the amount of \$7,945,453.00.

Approve Golden West Easement for Fiber Optics

MOTION by Jutting, seconded by Vig, and Carried to approve the request for a right-of-way easement from Golden West Telecommunications.

Advertisement for Bids for Stagebarn MS Custodial Services

MOTION by Spring, seconded by Urbaniak, and Carried to approve authorization to advertise for dayshift/nightshift custodial services at Stagebarn MS for FY24-25.

Advertisement for Bids for PVE Custodial Services

MOTION by Jutting, seconded by Koontz, and Carried to approve authorization to advertise for custodial services at PVE for FY24-25.

PVE Classroom Addition - Contingency Allocation Report #3

MOTION by Vig, seconded by Spring, and Carried to approve the revised Contingency Allocation Report #3 and Change Order #1 as presented.

School Board Election & Meade Co. Auditor's Office Agreement

MOTION by Vig, seconded by Urbaniak, and Carried to approve the request to enter into agreement with the Meade County Auditor's Office for the sole purpose of renting the electronic ballot tabulator for counting of the school board election results.

Approve Apple, Inc. Lease Agreement

MOTION by Odegaard, seconded by Vig, and Carried to approve the request to enter into a 4-year computer lease-to-buy agreement with Apple, Inc. in the amount of \$1,578,377.25 for the purchase of replacement devices in grades 5-8 and supply teachers with an instructional iPad, in addition to replacing aging Macbooks for grades 9-12 with new MacBooks.

Approve Lightspeed Systems Purchase

MOTION by Urbaniak, seconded by Jutting, and Carried to approve the request for the replacement of the current content filter, Linewize, with Lightspeed Systems for the amount of \$13,160.00.

Approve Mitel Phone System Service Agreement

MOTION by Koontz, seconded by Odegaard, and Carried to approve the request to purchase the Mitel Phone System and enter into agreement to replace the phone system for the district in the amended amount of \$131,401.81 from the original amount of \$124,280.89. The amended amount of \$131,401.81 includes the one-time purchase of monthly fees. This agreement will purchase the replacement of telephones and servers and upgrade the VoIP software.

Approve Purchase Agreement with Western States Fire Protection

MOTION by Vig, seconded by Jutting, and Carried to approve the request to enter into a 3-year purchase agreement in the amount of \$500.00 with Western States Fire Protection to replace the current copper line with a cellular monitoring line in the Williams Administrative Building.

## Discussion Items

### Policy Review

The first Board Policy BFC: Policy Adoption below is the new format we plan on using for revisions. The Policy Committee has reviewed the following School Board policies and submit for first reading or was reviewed and not changed:

1. First Reading BFC: Policy Adoption
2. First Reading GCNB\*: Evaluation of Administrators (note: not revised in format due to minor revisions for accreditation)
3. Reviewed and not ready for changes - Policy JECB/JECC: Admission of Non-resident Student/Assignment of Resident District

### First Reading of School Board Policy BFC: Policy Adoption

This is the first reading of School Board Policy BFC: Policy Adoption.

### First Reading of School Board Policy GCNB\*: Evaluation of Administrators

This is the First Reading of School Board Policy GCNB\*: Evaluation of Administrators.

### First Reading of School Board Policy JFCE: Anti-Bullying/Harassment of Students

This is the first reading of School Board Policy JFCE: Anti-Bullying/Harassment of Students.

### Extend Sturgis Elementary Custodial Services Contract

The Sturgis Elementary custodial services contract for FY23 with Loose Endz was for one year with a one-year extension clause if performance was satisfactory. The recommendation would be to extend the contract for FY23-24 at the same contract price of \$151,241.00 as long as performance is satisfactory. Action will take place at the March board meeting.

### Board Input on Make-up Student/Staff Days Due to Weather

The district has three snow days which have not been made up. From the previous Board discussion, there was no support for making up student instruction days unless the district went below the minimum hours required. If needed, Mr. Wormstadt proposes additional time be added to the end of the student instruction day to make up the hours to meet the minimum state hours required. At this time, all schools meet the minimum hours required. Mr. Wormstadt proposes that the last day for staff be Thursday, May 25, 2023 (see 10d. for more details) and suggests the remaining two snow days be self-directed staff development days for teachers to do on their own time this summer. Several Board members expressed their opinions and provided input and their recommendations. The Board is proposing Mr. Wormstadt and Beth Johnson visit with district administration and instructional council and bring a recommendation back to the Board at the March board meeting.

### Staff Reception & Recognition Banquet

Mr. Wormstadt is proposing the district hold the Staff Reception and Recognition Banquet the morning of Thursday, May 25, at SBHS West gym as part of a teacher in-service make-up day. All staff and Board members are recommended to participate in the banquet and the celebration would continue to be open to families and the public, with breakfast being served instead of dinner. When finished, the teachers would have

staff development for the remainder of the day. Mr. Wormstadt will continue to work with district administration on finalizing the details and bring it back to the Board at the March board meeting. The following board members are on the Employee Recognition Committee: Charlie Wheeler, Sandy Cass, Justin Jutting and Joe Urbaniak.

#### Posting of Positions for the 2023-24 School Year

February is typically when the district starts advertising for retirees, resignations and new positions. New positions require Board action to create the additional position. If there are any recommendations for new positions, those recommendations will be brought back to the March board meeting.

#### 2023-24 Rural Calendar

Board members requested alternative calendars be prepared to show added instructional minutes to eliminate Friday school days. Mr. Wormstadt has done a five-year comparison of past calendars (see attachment) to the one proposed with rural teacher input. The 2023-24 calendar is similar to all previous calendars, with most having ten Fridays, one with 11 Fridays, and one with eight Fridays. The proposed calendar has nine Fridays. After reviewing the idea of adding time to the days (5-10 minutes), it would not be beneficial to our students' core learning time to lose 4-5 full days of instruction. Mr. Wormstadt does not recommend doing this and it only be used for make-up days for multiple cancelations of school due to weather. Mr. Wormstadt recommends the calendar presented be adopted at the March Board meeting with one change. Eliminate one student contact day (Friday) to allow for work time to be added in as one full day or two half days for teachers.

#### 2024-25 School Calendar

Mr. Wormstadt went over the proposed 2024-25 school calendars suggested by the administration team. The proposed calendars will be reviewed by the administration team and MEA for changes. Action will take place at the March board meeting.

#### Reports

##### Administrators

Administrator board reports are included in the Board packet.

##### Board Members

Nothing was reported.

##### BHSSC

BHSSC Board member, Terry Koontz mentioned the Board was presented with their audit report from Casey Peterson & Associates. There were no findings.

##### Superintendent

Mr. Wormstadt recommended the Board President and Vice President approve the formation of a Board Finance Committee with the Superintendent and Business Manager to review concerns moving forward, the general fund budget and other financial items over the next 3-4 months. He provided his concerns with the state funding increase and how it will not keep pace with inflation and how the proposals cutting state revenue will leave districts in a pinch. He mentioned SB59 and other legislative changes and that cracker barrels are currently in session. Mr. Wheeler added

that he has contacted our legislators in regard to allowing the student drop out age going from 18 to 16. He encourages people to reach out to our state legislators and express your concerns.

Upcoming Calendar Events

Feb 11 - ASBSD Cracker Barrel (Rapid City)

Feb 13 - Site Visit to SES>SWMS

Feb 17 - No School - Teacher In-Service

Feb 20-24 - ASBSD School Board Recognition Week

March 4 - Meade Co. Cracker Barrel (Sturgis)

March 4 - ASBSD Cracker Barrel (Rapid City)

Board Chair declared a recess at 8:14 p.m.

Executive Session (SDCL 1-25-2.4) Employment Negotiations

MOTION by Vig, seconded by Jutting, and Carried to enter into executive session per SDCL 1-25-2.4 Employment Negotiations at 8:18 p.m.

Board Members Present: Charlie Wheeler, Lee Spring, Sandy Cass, Justin Jutting, Terry Koontz, Aaron Odegaard, Joseph Urbaniak and Darrell Vig.

Board Members Absent: Holly Good

Others Present: Wayne Wormstadt and Maranda McGillivray

Board left executive session at 9:12 p.m.

Adjournment MOTION by Vig, seconded by Jutting, and Carried to adjourn at 9:14 p.m.

\_\_\_\_\_  
Charles M. Wheeler, President

\_\_\_\_\_  
Brett Burditt, Business Manager

\_\_\_\_\_  
Tanya Ludwick, Recorder

MEETING MINUTES, Wednesday, March 1, 2023  
6:30 PM Special Board Meeting  
Board Room, Williams Administration Building

---

Board Members Present: Aaron Odegaard: Present via Zoom, Charlie Wheeler: Present, Darrell Vig: Present via Zoom, Holly Good: Present via Zoom, Joseph Urbaniak: Present via Zoom, Justin Jutting: Present, Lee Spring: Present via Zoom, Sandy Cass: Present, Terry Koontz: Present.

District Personnel Present: Wayne Wormstadt, Brett Burditt, Tanya Ludwick and Rhonda Ramsdell.

Special board meeting called to order at 6:33 PM

Call meeting to order/roll call

Pledge of Allegiance

Agenda MOTION by Jutting, seconded by Cass, and Carried to approve the Agenda as presented.

Cass: Yea, Good: Yea, Jutting: Yea, Koontz: Yea, Odegaard: Yea, Spring: Yea, Urbaniak: Yea, Vig: Yea, Wheeler: Yea

Action Items

Approve Amended GMP for SBHS Cafeteria Project

MOTION by Vig, seconded by Jutting, and Carried to approve the amended GMP with Scull Construction for the SBHS Cafeteria Project in the amount of \$6,927,963.00 and authorize Scull Construction to proceed with contracts.

Cass: Yea, Good: Yea, Jutting: Yea, Koontz: Yea, Odegaard: Yea, Spring: Yea, Urbaniak: Yea, Vig: Yea, Wheeler: Yea

Adjournment MOTION by Cass, seconded by Koontz, and Carried to adjourn at 6:43 p.m.

Cass: Yea, Good: Yea, Jutting: Yea, Koontz: Yea, Odegaard: Yea, Spring: Yea, Urbaniak: Yea, Vig: Yea, Wheeler: Yea

---

Charles M. Wheeler, President

---

Brett Burditt, Business Manager

---

Tanya Ludwick, Recorder

Meade School District  
Claims for Payment  
March 13, 2023

<b>VENDOR</b>	<b>DESCRIPTION</b>	<b>AMOUNT</b>
A&B BUSINESS	COPIES	282.42
A&B BUSINESS	COPIER LEASE	1,281.34
	<b>VENDOR TOTAL</b>	<u>1,563.76</u>
A&B WELDING	SUPPLIES	12.09
A&B WELDING	SUPPLIES	165.77
A&B WELDING	SUPPLIES	484.84
A&B WELDING	SUPPLIES	99.17
	<b>VENDOR TOTAL</b>	<u>761.87</u>
A&J	SUPPLIES	113.47
A&J	SUPPLIES	75.98
	<b>VENDOR TOTAL</b>	<u>189.45</u>
ADVANCED PAYMENTS	OFFICIAL	80.00
ADVANCED PAYMENTS	OFFICIAL	80.00
ADVANCED PAYMENTS	OFFICIAL	80.00
ADVANCED PAYMENTS	OFFICIAL	80.00
ADVANCED PAYMENTS	OFFICIAL	80.00
ADVANCED PAYMENTS	OFFICIAL	80.00
ADVANCED PAYMENTS	OFFICIAL	80.00
ADVANCED PAYMENTS	OFFICIAL	80.00
ADVANCED PAYMENTS	OFFICIAL	80.00
ADVANCED PAYMENTS	WORKER	75.00
ADVANCED PAYMENTS	WORKER	50.00
ADVANCED PAYMENTS	OFFICIAL	209.00
ADVANCED PAYMENTS	OFFICIAL	111.88
ADVANCED PAYMENTS	OFFICIAL	103.48
ADVANCED PAYMENTS	OFFICIAL	85.00
ADVANCED PAYMENTS	OFFICIAL	92.92
ADVANCED PAYMENTS	OFFICIAL	131.88
ADVANCED PAYMENTS	OFFICIAL	90.00
ADVANCED PAYMENTS	OFFICIAL	45.00
ADVANCED PAYMENTS	REGISTRATION	370.00
ADVANCED PAYMENTS	OFFICIAL	103.48
ADVANCED PAYMENTS	OFFICIAL	96.52
ADVANCED PAYMENTS	OFFICIAL	111.88
ADVANCED PAYMENTS	OFFICIAL	127.92
ADVANCED PAYMENTS	OFFICIAL	97.92
ADVANCED PAYMENTS	OFFICIAL	148.72
ADVANCED PAYMENTS	OFFICIAL	116.88
ADVANCED PAYMENTS	OFFICIAL	121.88
ADVANCED PAYMENTS	OFFICIAL	103.48
ADVANCED PAYMENTS	OFFICIAL	92.92
ADVANCED PAYMENTS	OFFICIAL	200.00
ADVANCED PAYMENTS	OFFICIAL	200.00
ADVANCED PAYMENTS	OFFICIAL	200.00
ADVANCED PAYMENTS	OFFICIAL	122.92
ADVANCED PAYMENTS	OFFICIAL	138.48
	<b>VENDOR TOTAL</b>	<u>4,067.16</u>

AGENTFEE	TRAVEL	35.60
	<b>VENDOR TOTAL</b>	<u>35.60</u>
AMAZON	SUPPLIES	35.98
AMAZON	EQUIPMENT	(6.33)
AMAZON	EQUIPMENT	299.00
AMAZON	SUPPLIES	27.71
AMAZON	SUPPLIES	29.94
AMAZON	SUPPLIES	118.41
AMAZON	EQUIPMENT	(10.70)
AMAZON	SUPPLIES	45.97
AMAZON	SUPPLIES	40.95
AMAZON	SUPPLIES	58.09
AMAZON	SUPPLIES	65.67
AMAZON	SUPPLIES	49.42
AMAZON	MEMBERSHIP	15.96
AMAZON	SUPPLIES	11.98
AMAZON	SUPPLIES	29.98
AMAZON	SUPPLIES	21.98
AMAZON	SUPPLIES	10.99
AMAZON	EQUIPMENT	112.48
AMAZON	EQUIPMENT	224.96
AMAZON	SUPPLIES	9.49
AMAZON	SUPPLIES	27.41
AMAZON	SUPPLIES	89.08
AMAZON	SUPPLIES	37.95
AMAZON	SUPPLIES	31.78
AMAZON	SUPPLIES	209.95
AMAZON	SUPPLIES	21.98
AMAZON	SUPPLIES	9.57
AMAZON	SUPPLIES	21.17
AMAZON	SUPPLIES	(9.57)
AMAZON	EQUIPMENT	270.00
AMAZON	EQUIPMENT	207.99
AMAZON	SUPPLIES	137.61
AMAZON	EQUIPMENT	220.04
AMAZON	SUPPLIES	49.98
AMAZON	SUPPLIES	34.61
AMAZON	SUPPLIES	22.68
AMAZON	SUPPLIES	30.58
AMAZON	SUPPLIES	26.97
AMAZON	SUPPLIES	48.89
AMAZON	SUPPLIES	132.53
AMAZON	SUPPLIES	154.32
AMAZON	SUPPLIES	47.20
AMAZON	SUPPLIES	58.94
AMAZON	SUPPLIES	213.92
AMAZON	SUPPLIES	43.73
AMAZON	SUPPLIES	34.99
	<b>VENDOR TOTAL</b>	<u>3,366.23</u>

AMERICAN INN	LODGING	154.59
AMERICAN INN	TRAVEL	633.40
AMERICAN INN	TRAVEL	102.99
	<b>VENDOR TOTAL</b>	<u>890.98</u>
AMICK SOUND	REPAIR STAGE	141.01
AMICK SOUND	MONITORING	200.00
	<b>VENDOR TOTAL</b>	<u>341.01</u>
ANDERSON, JON	REPAIRS	2,427.09
	<b>VENDOR TOTAL</b>	<u>2,427.09</u>
API SYSTEMS	REPAIR	920.20
	<b>VENDOR TOTAL</b>	<u>920.20</u>
APPLE	SUPPLIES	39.00
APPLE	SUPPLIES	78.00
APPLE	SUPPLIES	39.00
APPLE	SUPPLIES	78.00
APPLE	SUPPLIES	1,498.50
	<b>VENDOR TOTAL</b>	<u>1,732.50</u>
ARCH SPECIALTIES	REPAIR	1,169.55
	<b>VENDOR TOTAL</b>	<u>1,169.55</u>
ARCH INC	SERVICE	38,584.00
ARCH INC	SERVICE	5,200.00
ARCH INC	SERVICE	5,530.00
	<b>VENDOR TOTAL</b>	<u>49,314.00</u>
ASBSD	SUBSCRIPTION	2,000.00
	<b>VENDOR TOTAL</b>	<u>2,000.00</u>
ASCD	REGISTRATION	399.00
ASCD	REGISTRATION	575.00
	<b>VENDOR TOTAL</b>	<u>974.00</u>
AVERY, STEFANIE	REFUND	152.95
	<b>VENDOR TOTAL</b>	<u>152.95</u>
BENNETT TRANS	SNOW REMOVAL	3,000.00
	<b>VENDOR TOTAL</b>	<u>3,000.00</u>
BERNARD FOOD	FOOD	407.59
	<b>VENDOR TOTAL</b>	<u>407.59</u>
BH WATER	UTILITIES	153.30
BH WATER	UTILITIES	2.50
	<b>VENDOR TOTAL</b>	<u>155.80</u>
BH CHEMICAL	SUPPLIES	1,180.62
BH CHEMICAL	SUPPLIES	2.99
BH CHEMICAL	SUPPLIES	1,164.11

BH CHEMICAL	SUPPLIES	363.16
BH CHEMICAL	SUPPLIES	219.85
BH CHEMICAL	SUPPLIES	2,662.40
BH CHEMICAL	SUPPLIES	272.37
BH CHEMICAL	SUPPLIES	463.81
BH CHEMICAL	SUPPLIES	1,652.75
BH CHEMICAL	SUPPLIES	363.16
BH CHEMICAL	SUPPLIES	284.32
	<b>VENDOR TOTAL</b>	<u>8,629.54</u>
BH PEST	SERVICE	155.00
	<b>VENDOR TOTAL</b>	<u>155.00</u>
BH PIONEER	ADVERTISING	81.23
BH PIONEER	PUBLISHING	15.53
BH PIONEER	ADVERTISING	20.09
BH PIONEER	PUBLISHING	260.60
	<b>VENDOR TOTAL</b>	<u>377.45</u>
BHSS	TUITION	3,000.00
BHSS	TUITION	3,000.00
BHSS	SERVICES	1,822.60
	<b>VENDOR TOTAL</b>	<u>7,822.60</u>
BH WORKS	TUITION	875.00
	<b>VENDOR TOTAL</b>	<u>875.00</u>
BORGEN, MERCEDES	SERVICES	150.00
	<b>VENDOR TOTAL</b>	<u>150.00</u>
CAPSTONE	SUPPLIES	564.38
	<b>VENDOR TOTAL</b>	<u>564.38</u>
CASH-WA	FOOD/SUPPLIES	2,183.04
CASH-WA	FOOD/SUPPLIES	2,470.97
CASH-WA	FOOD/SUPPLIES	1,182.87
CASH-WA	FOOD/SUPPLIES	1,117.30
CASH-WA	FOOD/SUPPLIES	1,869.51
CASH-WA	FOOD	1,505.81
CASH-WA	FOOD	571.05
CASH-WA	FOOD/SUPPLIES	1,602.27
CASH-WA	FOOD	3,224.79
CASH-WA	FOOD/SUPPLIES	1,005.78
CASH-WA	FOOD/SUPPLIES	1,356.05
CASH-WA	FOOD/SUPPLIES	1,832.71
CASH-WA	FOOD/SUPPLIES	1,601.76
CASH-WA	FOOD	1,229.04
CASH-WA	FOOD/SUPPLIES	1,473.95
CASH-WA	FOOD/SUPPLIES	1,711.16
CASH-WA	FOOD/SUPPLIES	614.83
CASH-WA	FOOD/SUPPLIES	873.58
CASH-WA	FOOD/SUPPLIES	1,899.68
CASH-WA	FOOD	1,500.95

CASH-WA	FOOD/SUPPLIES	666.39
CASH-WA	FOOD/SUPPLIES	992.80
CASH-WA	FOOD	1,605.16
CASH-WA	FOOD/SUPPLIES	4,431.32
CASH-WA	FOOD/SUPPLIES	1,074.91
CASH-WA	FOOD CREDIT	(57.84)
CASH-WA	FOOD CREDIT	(77.58)
CASH-WA	FOOD CREDIT	(10.65)
CASH-WA	FOOD CREDIT	(52.83)
	<b>VENDOR TOTAL</b>	<u>39,398.78</u>
CASH	PETTY CASH	31.50
	<b>VENDOR TOTAL</b>	<u>31.50</u>
CBH	FUEL	1,339.60
CBH	FUEL	1,023.68
CBH	FUEL	161.32
	<b>VENDOR TOTAL</b>	<u>2,524.60</u>
CDW-G	EQUIPMENT	1,395.95
CDW-G	EQUIPMENT	426.87
CDW-G	SUPPLIES	837.82
CDW-G	SUPPLIES	192.94
CDW-G	SUPPLIES	482.35
CDW-G	SUPPLIES	96.47
	<b>VENDOR TOTAL</b>	<u>3,432.40</u>
CENTRAL COMM CTR	RENTAL FEE	1,110.00
	<b>VENDOR TOTAL</b>	<u>1,110.00</u>
CENTURY BUSINESS	COPIES	391.31
	<b>VENDOR TOTAL</b>	<u>391.31</u>
CENTURYLINK	TELEPHONE	59.13
	<b>VENDOR TOTAL</b>	<u>59.13</u>
CHEYENNE HS	REGISTRATION	339.00
	<b>VENDOR TOTAL</b>	<u>339.00</u>
CITY OF SUMMERSET	UTILITIES	223.85
	<b>VENDOR TOTAL</b>	<u>223.85</u>
COMFORT INN	TRAVEL	75.00
	<b>VENDOR TOTAL</b>	<u>75.00</u>
COMMERCIAL DOOR	REPAIR	568.12
	<b>VENDOR TOTAL</b>	<u>568.12</u>
COMMTECH	911 SERVICE	104.46
COMMTECH	REPAIR	131.25
	<b>VENDOR TOTAL</b>	<u>235.71</u>

COMPUTER VILLAGE	REPAIR SWMS	3.00
COMPUTER VILLAGE	REPAIR SWMS	3.00
COMPUTER VILLAGE	REPAIR SBHS	130.00
COMPUTER VILLAGE	REPAIR SBHS	130.00
COMPUTER VILLAGE	REPAIR SBHS	387.00
COMPUTER VILLAGE	REPAIR SWMS	387.00
COMPUTER VILLAGE	REPAIR SWMS	99.00
COMPUTER VILLAGE	REPAIR SBHS	387.00
COMPUTER VILLAGE	REPAIR SBHS	387.00
COMPUTER VILLAGE	REPAIR SWMS	130.00
COMPUTER VILLAGE	REPAIR SWMS	3.00
COMPUTER VILLAGE	REPAIR SWMS	390.00
COMPUTER VILLAGE	REPAIR STAGE	130.00
COMPUTER VILLAGE	REPAIR SWMS	387.00
COMPUTER VILLAGE	REPAIR STAGE	99.00
	<b>VENDOR TOTAL</b>	<u>3,052.00</u>
COUNTRY INN	TRAVEL	97.00
	<b>VENDOR TOTAL</b>	<u>97.00</u>
CRESCENT ELECTRIC	SUPPLIES	70.83
	<b>VENDOR TOTAL</b>	<u>70.83</u>
DAKOTA BUS	ACTIVITIES BUS	5,056.25
DAKOTA BUS	ACTIVITIES BUS	3,207.50
DAKOTA BUS	ACTIVITIES BUS	4,440.00
	<b>VENDOR TOTAL</b>	<u>12,703.75</u>
DAKOTA SUPPLY	SUPPLIES	24.64
DAKOTA SUPPLY	SUPPLIES	34.69
DAKOTA SUPPLY	SUPPLIES	138.84
	<b>VENDOR TOTAL</b>	<u>198.17</u>
DAYS INN	LODGING	105.00
DAYS INN	LODGING	105.00
DAYS INN	LODGING	105.00
DAYS INN	LODGING	441.00
DAYS INN	LODGING	815.00
	<b>VENDOR TOTAL</b>	<u>1,571.00</u>
DEADWOOD HISTORY	FIELD TRIP	72.00
	<b>VENDOR TOTAL</b>	<u>72.00</u>
DELTA DENTAL	INSURANCE	16,300.80
	<b>VENDOR TOTAL</b>	<u>16,300.80</u>
DONS SINCLAIR	FUEL	47.11
	<b>VENDOR TOTAL</b>	<u>47.11</u>
EAST SIDE DAIRY	MILK	131.32
EAST SIDE DAIRY	MILK	236.36
EAST SIDE DAIRY	MILK	210.14
EAST SIDE DAIRY	MILK	118.16

EAST SIDE DAIRY	MILK	196.98
EAST SIDE DAIRY	MILK	262.57
EAST SIDE DAIRY	MILK	446.46
EAST SIDE DAIRY	MILK	196.98
EAST SIDE DAIRY	MILK	459.55
EAST SIDE DAIRY	MILK	131.32
EAST SIDE DAIRY	MILK	170.70
EAST SIDE DAIRY	MILK	249.48
EAST SIDE DAIRY	MILK	144.41
EAST SIDE DAIRY	MILK	157.57
EAST SIDE DAIRY	MILK	210.04
EAST SIDE DAIRY	MILK	393.93
EAST SIDE DAIRY	MILK	170.70
EAST SIDE DAIRY	MILK	433.23
EAST SIDE DAIRY	MILK	131.32
EAST SIDE DAIRY	MILK	131.29
EAST SIDE DAIRY	MILK	183.89
EAST SIDE DAIRY	MILK	131.32
EAST SIDE DAIRY	MILK	236.36
EAST SIDE DAIRY	MILK	131.36
EAST SIDE DAIRY	MILK	196.95
EAST SIDE DAIRY	MILK	249.52
EAST SIDE DAIRY	MILK	78.75
EAST SIDE DAIRY	MILK	114.34
EAST SIDE DAIRY	MILK	203.22
EAST SIDE DAIRY	MILK	292.14
EAST SIDE DAIRY	MILK	127.00
EAST SIDE DAIRY	MILK	266.76
EAST SIDE DAIRY	MILK	304.92
EAST SIDE DAIRY	MILK	177.84
EAST SIDE DAIRY	MILK	215.96
EAST SIDE DAIRY	MILK	118.20
EAST SIDE DAIRY	MILK	78.79
EAST SIDE DAIRY	MILK	91.95
EAST SIDE DAIRY	MILK	114.32
	<b>VENDOR TOTAL</b>	<u>7,896.10</u>
EMC	INSURANCE	2,566.02
	<b>VENDOR TOTAL</b>	<u>2,566.02</u>
ENNING PROPANE	UTILITIES	1,912.50
ENNING PROPANE	UTILITIES	843.75
ENNING PROPANE	UTILITIES	798.75
	<b>VENDOR TOTAL</b>	<u>3,555.00</u>
ETS	PARAPRO TEST	495.00
	<b>VENDOR TOTAL</b>	<u>495.00</u>
FABRIC JUNCTION	REPAIR	140.00
	<b>VENDOR TOTAL</b>	<u>140.00</u>
FAITH INDEPENDENT	PUBLISHING	25.17
FAITH INDEPENDENT	PUBLISHING	247.33
	<b>VENDOR TOTAL</b>	<u>272.50</u>

FARM SERVICE	EQUIPMENT	250.33
	<b>VENDOR TOTAL</b>	<u>250.33</u>
GOLDEN WEST	INTERNET	31.58
GOLDEN WEST	INTERNET	47.58
GOLDEN WEST	INTERNET	39.58
GOLDEN WEST	INTERNET	31.58
GOLDEN WEST	INTERNET	33.98
GOLDEN WEST	TELEPHONE	46.36
GOLDEN WEST	TELEPHONE	150.21
GOLDEN WEST	TELEPHONE	46.36
GOLDEN WEST	TELEPHONE	48.36
GOLDEN WEST	TELEPHONE	48.36
	<b>VENDOR TOTAL</b>	<u>523.95</u>
GOPHER SPORTS	SUPPLIES	111.94
GOPHER SPORTS	SUPPLIES	692.16
GOPHER SPORTS	SUPPLIES	692.16
	<b>VENDOR TOTAL</b>	<u>1,496.26</u>
GRAND ELECTRIC	UTILITIES	170.77
GRAND ELECTRIC	UTILITIES	498.11
	<b>VENDOR TOTAL</b>	<u>668.88</u>
GROCERY MART	SUPPLIES	5.96
GROCERY MART	SUPPLIES	29.77
GROCERY MART	SUPPLIES	(1.82)
GROCERY MART	SUPPLIES	37.74
GROCERY MART	SUPPLIES	60.53
	<b>VENDOR TOTAL</b>	<u>132.18</u>
HAGGERTY'S MUSIC	REPAIRS	187.00
	<b>VENDOR TOTAL</b>	<u>187.00</u>
HARLOW'S BUS	BUS SERVICE	162,827.05
	<b>VENDOR TOTAL</b>	<u>162,827.05</u>
HARRISBURG HS	DEBATE REGISTRATION	341.00
	<b>VENDOR TOTAL</b>	<u>341.00</u>
HAUFF	EQUIPMENT	1,396.00
HAUFF	SUPPLIES	302.65
	<b>VENDOR TOTAL</b>	<u>1,698.65</u>
HEGGERTY	SUPPLIES	97.00
	<b>VENDOR TOTAL</b>	<u>97.00</u>
HERTZBERG	SUPPLIES	60.25
HERTZBERG	SUPPLIES	96.14
HERTZBERG	SUPPLIES	192.97
HERTZBERG	SUPPLIES	148.10
	<b>VENDOR TOTAL</b>	<u>497.46</u>

HILLS SEPTIC	SERVICE	225.00
	<b>VENDOR TOTAL</b>	<u>225.00</u>
HILLYARD	EQUIPMENT	60.78
	<b>VENDOR TOTAL</b>	<u>60.78</u>
HOBBY LOBBY	SUPPLIES	78.18
HOBBY LOBBY	SUPPLIES	78.12
	<b>VENDOR TOTAL</b>	<u>156.30</u>
HYATT	LODGING	3,150.00
	<b>VENDOR TOTAL</b>	<u>3,150.00</u>
INNOVATIVE OFFICE	SUPPLIES	143.32
	<b>VENDOR TOTAL</b>	<u>143.32</u>
JACOB'S	REPAIR	114.96
	<b>VENDOR TOTAL</b>	<u>114.96</u>
JENSEN, GERRI	MILEAGE	181.56
	<b>VENDOR TOTAL</b>	<u>181.56</u>
JOHNSON CONTROLS	SERVICE AGREEMENT	8,403.78
	<b>VENDOR TOTAL</b>	<u>8,403.78</u>
JW PEPPER	SUPPLIES	127.99
	<b>VENDOR TOTAL</b>	<u>127.99</u>
KAGAN PUBLISHING	REGISTRATION	1,095.00
	<b>VENDOR TOTAL</b>	<u>1,095.00</u>
KAPLAN	EQUIPMENT	263.46
KAPLAN	EQUIPMENT	263.46
	<b>VENDOR TOTAL</b>	<u>526.92</u>
KIEFFER	UTILITIES	837.21
KIEFFER	UTILITIES	682.90
	<b>VENDOR TOTAL</b>	<u>1,520.11</u>
KNECHT	SUPPLIES	16.97
KNECHT	REPAIR	326.12
KNECHT	SUPPLIES	21.99
	<b>VENDOR TOTAL</b>	<u>365.08</u>
KSB SCHOOL LAW	REGISTRATION	2,250.00
	<b>VENDOR TOTAL</b>	<u>2,250.00</u>
KULLY SUPPLY	SUPPLIES	168.97
KULLY SUPPLY	SUPPLIES	326.00
KULLY SUPPLY	SUPPLIES	16.04
KULLY SUPPLY	SUPPLIES	164.42
KULLY SUPPLY	SUPPLIES	108.44
	<b>VENDOR TOTAL</b>	<u>783.87</u>

LAZELLE LE SALON	SUPPLIES	25.56
	<b>VENDOR TOTAL</b>	<u>25.56</u>
LIGHTING MAINTENANCE	EQUIPMENT	3,700.40
LIGHTING MAINTENANCE	SUPPLIES	906.04
LIGHTING MAINTENANCE	REPAIR	1,695.06
	<b>VENDOR TOTAL</b>	<u>6,301.50</u>
LOOSE ENDZ CLEANING	CLEANING CONTRACT	20,460.00
	<b>VENDOR TOTAL</b>	<u>20,460.00</u>
LYNNS	SUPPLIES	40.70
LYNNS	SUPPLIES	50.00
LYNNS	SUPPLIES	(25.00)
LYNNS	SUPPLIES	11.00
LYNNS	SUPPLIES	412.25
LYNNS	SUPPLIES	31.98
LYNNS	SUPPLIES	59.39
LYNNS	SUPPLIES	33.54
LYNNS	SUPPLIES	325.12
LYNNS	SUPPLIES	178.91
LYNNS	SUPPLIES	57.97
LYNNS	SUPPLIES	20.16
LYNNS	SUPPLIES	132.46
LYNNS	SUPPLIES	50.00
LYNNS	SUPPLIES	62.91
	<b>VENDOR TOTAL</b>	<u>1,441.39</u>
MARCO	COPIER LEASE	5,201.93
	<b>VENDOR TOTAL</b>	<u>5,201.93</u>
MAXIMUM VELOCITY	SUPPLIES	159.98
	<b>VENDOR TOTAL</b>	<u>159.98</u>
MCDIRT	SNOW REMOVAL	1,612.50
MCDIRT	SNOW REMOVAL	925.00
	<b>VENDOR TOTAL</b>	<u>2,537.50</u>
MEADE FOOD	SUPPLIES	19.40
MEADE FOOD	LUNCH REFUND	42.60
MEADE FOOD	SUPPLIES	421.05
	<b>VENDOR TOTAL</b>	<u>483.05</u>
MENARDS	EQUIPMENT	89.99
MENARDS	SUPPLIES	12.38
MENARDS	EQUIPMENT	169.23
MENARDS	SUPPLIES	16.02
	<b>VENDOR TOTAL</b>	<u>287.62</u>
MIDCO	TELEPHONE	421.91
MIDCO	TELEPHONE	84.07
MIDCO	INTERNET	1,500.39
MIDCO	TELEPHONE	106.45

MIDCO	INTERNET	1,500.39
MIDCO	TELEPHONE	106.45
MIDCO	TELEPHONE	84.07
MIDCO	TELEPHONE	49.13
MIDCO	TELEPHONE	1,154.05
MIDCO	TELEPHONE	106.14
MIDCO	TELEPHONE	49.18
MIDCO	TELEPHONE	51.24
MIDCO	TELEPHONE	105.82
	<b>VENDOR TOTAL</b>	<u>5,319.29</u>
MITCHELL SCHOOL DISTRICT	SERVICES	945.00
MITCHELL SCHOOL DISTRICT	SERVICES	945.00
	<b>VENDOR TOTAL</b>	<u>1,890.00</u>
MONUMENT	LODGING	150.00
	<b>VENDOR TOTAL</b>	<u>150.00</u>
MOSER, DEANNA	LUNCH REFUND	18.80
	<b>VENDOR TOTAL</b>	<u>18.80</u>
NATIONAL PEN COMPANY	SUPPLIES	380.28
	<b>VENDOR TOTAL</b>	<u>380.28</u>
NATIONAL TANK OUTLET	EQUIPMENT	26.42
	<b>VENDOR TOTAL</b>	<u>26.42</u>
NIES KARRAS & SKJOLDAL	LEGAL SERVICES	638.30
	<b>VENDOR TOTAL</b>	<u>638.30</u>
NIMCO	SUPPLIES	685.19
NIMCO	SUPPLIES	(239.95)
	<b>VENDOR TOTAL</b>	<u>445.24</u>
NORTHWEST PIPE FITTINGS	EQUIPMENT	143.31
	<b>VENDOR TOTAL</b>	<u>143.31</u>
O'CONNOR COMPANY	SUPPLIES	198.55
	<b>VENDOR TOTAL</b>	<u>198.55</u>
ORIENTAL TRADING	SUPPLIES	137.94
	<b>VENDOR TOTAL</b>	<u>137.94</u>
PAN O GOLD	BREAD	79.88
PAN O GOLD	BREAD	101.68
PAN O GOLD	BREAD	217.80
PAN O GOLD	BREAD	183.49
PAN O GOLD	BREAD	163.25
PAN O GOLD	BREAD	152.52
PAN O GOLD	BREAD	104.34
PAN O GOLD	BREAD	114.87
PAN O GOLD	BREAD	155.76
PAN O GOLD	BREAD	101.68

PAN O GOLD	BREAD	117.15
PAN O GOLD	BREAD	145.82
PAN O GOLD	BREAD	152.12
PAN O GOLD	BREAD	417.06
PAN O GOLD	BREAD	239.16
PAN O GOLD	BREAD	162.34
PAN O GOLD	BREAD	226.18
PAN O GOLD	BREAD	155.10
PAN O GOLD	BREAD	89.78
	<b>VENDOR TOTAL</b>	<u>3,079.98</u>
PEARSON EDUCATION	SUPPLIES	217.51
	<b>VENDOR TOTAL</b>	<u>217.51</u>
PERFORMANCE FOODS	FOOD	706.26
PERFORMANCE FOODS	FFVP	719.66
PERFORMANCE FOODS	FFVP	922.53
PERFORMANCE FOODS	FOOD	1,717.26
PERFORMANCE FOODS	FOOD	1,274.03
PERFORMANCE FOODS	FFVP	1,590.00
PERFORMANCE FOODS	FFVP	1,272.00
PERFORMANCE FOODS	FOOD	986.10
PERFORMANCE FOODS	FOOD	568.08
PERFORMANCE FOODS	FOOD	674.83
PERFORMANCE FOODS	FOOD	108.38
PERFORMANCE FOODS	FFVP	1,419.14
PERFORMANCE FOODS	FFVP	1,800.57
PERFORMANCE FOODS	FOOD	4,357.46
PERFORMANCE FOODS	FOOD	266.08
PERFORMANCE FOODS	FFVP	1,149.80
PERFORMANCE FOODS	FFVP	1,397.83
PERFORMANCE FOODS	FOOD	1,380.18
PERFORMANCE FOODS	FOOD	1,887.93
PERFORMANCE FOODS	FOOD	(73.00)
PERFORMANCE FOODS	FOOD	91.17
	<b>VENDOR TOTAL</b>	<u>24,216.29</u>
PIZZA HUT	SUPPLIES	33.59
	<b>VENDOR TOTAL</b>	<u>33.59</u>
PLANK ROAD PUBLISHING	SUPPLIES	550.60
	<b>VENDOR TOTAL</b>	<u>550.60</u>
POPS COOKIE JAR	SUPPLIES	160.22
	<b>VENDOR TOTAL</b>	<u>160.22</u>
PRINT MARK-ET	SUPPLIES	323.20
	<b>VENDOR TOTAL</b>	<u>323.20</u>
QUALITY INN	LODGING	1,358.00
	<b>VENDOR TOTAL</b>	<u>1,358.00</u>

QUILL	SUPPLIES	108.80
QUILL	SUPPLIES	156.93
QUILL	SUPPLIES	318.69
QUILL	SUPPLIES	169.01
QUILL	SUPPLIES	189.43
QUILL	SUPPLIES	176.46
QUILL	SUPPLIES	891.20
QUILL	SUPPLIES	413.29
QUILL	SUPPLIES	228.00
QUILL	SUPPLIES	165.41
QUILL	SUPPLIES	752.39
QUILL	SUPPLIES	118.38
	<b>VENDOR TOTAL</b>	<u>3,687.99</u>
RAMKOTA	LODGING	141.00
	<b>VENDOR TOTAL</b>	<u>141.00</u>
RAPID FIRE PROTECTION	SPRINKLER INSPECTION	450.00
	<b>VENDOR TOTAL</b>	<u>450.00</u>
RAPID ROOTER	REPAIR	425.00
	<b>VENDOR TOTAL</b>	<u>425.00</u>
RASMUSSEN	EQUIPMENT	8,949.00
RASMUSSEN	REPAIR	1,169.44
RASMUSSEN	REPAIR	910.27
RASMUSSEN	REPAIR	6,642.29
RASMUSSEN	REPAIRS	1,173.44
RASMUSSEN	REPAIRS	2,619.00
RASMUSSEN	REPAIRS	701.96
	<b>VENDOR TOTAL</b>	<u>22,165.40</u>
REFUSE	UTILITIES	170.00
REFUSE	UTILITIES	464.99
	<b>VENDOR TOTAL</b>	<u>634.99</u>
REHBERG, MEGAN	MILEAGE	171.67
	<b>VENDOR TOTAL</b>	<u>171.67</u>
RICHTERS	REPAIR	62.14
	<b>VENDOR TOTAL</b>	<u>62.14</u>
RICOH	COPIER LEASE	1,366.26
RICOH	REPAIR	490.10
RICOH	COPIES	1,889.19
	<b>VENDOR TOTAL</b>	<u>3,745.55</u>
ROCKINGTREE	SNOW REMOVAL	760.00
ROCKINGTREE	SNOW REMOVAL	770.00
	<b>VENDOR TOTAL</b>	<u>1,530.00</u>

RUNNINGS	SUPPLIES	38.48
RUNNINGS	SUPPLIES	3.18
RUNNINGS	SUPPLIES	23.06
	<b>VENDOR TOTAL</b>	<u>64.72</u>
RUSHMORE OFFICE	SUPPLIES	378.51
RUSHMORE OFFICE	SUPPLIES	(195.21)
RUSHMORE OFFICE	SUPPLIES	46.20
RUSHMORE OFFICE	SUPPLIES	95.12
RUSHMORE OFFICE	SUPPLIES	17.94
	<b>VENDOR TOTAL</b>	<u>342.56</u>
SAM'S	SUPPLIES	117.50
SAM'S	SUPPLIES	74.34
SAM'S	SUPPLIES	72.61
SAM'S	SUPPLIES	79.96
SAM'S	SUPPLIES	54.52
SAM'S	SUPPLIES	2,022.64
SAM'S	SUPPLIES	303.91
SAM'S	SUPPLIES	234.86
SAM'S	SUPPLIES	95.33
	<b>VENDOR TOTAL</b>	<u>3,055.67</u>
SCHOLASTIC	SUPPLIES	776.39
	<b>VENDOR TOTAL</b>	<u>776.39</u>
SCHOOL SPECIALTY	SUPPLIES	160.34
SCHOOL SPECIALTY	SUPPLIES	271.75
SCHOOL SPECIALTY	SUPPLIES	294.00
SCHOOL SPECIALTY	SUPPLIES	63.55
	<b>VENDOR TOTAL</b>	<u>789.64</u>
SCOTT PETERSON	EQUIPMENT	103.87
	<b>VENDOR TOTAL</b>	<u>103.87</u>
SCULL	PIEDMONT PROJECT	487,390.77
	<b>VENDOR TOTAL</b>	<u>487,390.77</u>
SD DEPT HUMAN	TUITION	390.69
	<b>VENDOR TOTAL</b>	<u>390.69</u>
SD RETAILERS	REGISTRATION	150.00
	<b>VENDOR TOTAL</b>	<u>150.00</u>
SD STUDENT COUNCIL	REGISTRATION	820.00
SD STUDENT COUNCIL	REGISTRATION	130.00
	<b>VENDOR TOTAL</b>	<u>950.00</u>
SDFCCCLA	REGISTRATION	1,480.00
	<b>VENDOR TOTAL</b>	<u>1,480.00</u>

SECRET STORIES	SUPPLIES	432.90
SECRET STORIES	SUPPLIES	108.78
	<b>VENDOR TOTAL</b>	<u>541.68</u>
SERVALL	MOPS	73.12
SERVALL	APRONS	90.57
SERVALL	MOPS	239.40
SERVALL	APRONS	32.42
SERVALL	APRONS	62.69
SERVALL	MOPS	131.83
SERVALL	APRONS	20.35
SERVALL	MOPS	75.92
SERVALL	APRONS	82.92
SERVALL	MOPS	89.88
SERVALL	MOPS	73.12
SERVALL	APRONS	35.74
SERVALL	APRONS	32.42
SERVALL	MOPS	558.91
SERVALL	SHOP TOWELS	18.66
SERVALL	APRON	34.44
SERVALL	MOPS	36.82
SERVALL	MOPS	73.12
SERVALL	APRONS	81.46
SERVALL	MOPS	239.40
SERVALL	APRONS	32.42
SERVALL	APRONS	84.85
SERVALL	MOPS	122.87
SERVALL	APRONS	19.51
SERVALL	MOPS	75.92
SERVALL	MOPS	3.49
SERVALL	APRONS	47.36
SERVALL	MOPS	73.12
SERVALL	APRONS	42.88
SERVALL	APRONS	32.42
SERVALL	SHOP TOWELS	10.50
	<b>VENDOR TOTAL</b>	<u>2,628.53</u>
SERVSAFE	SUPPLIES	329.05
	<b>VENDOR TOTAL</b>	<u>329.05</u>
SMORES	SUBSCRIPTION	649.50
	<b>VENDOR TOTAL</b>	<u>649.50</u>
SNA	MEMBERSHIP	51.00
SNA	MEMBERSHIP	53.00
SNA	MEMBERSHIP	51.00
	<b>VENDOR TOTAL</b>	<u>155.00</u>
SPECIAL OLYMPICS	SUPPLIES	739.00
	<b>VENDOR TOTAL</b>	<u>739.00</u>
SPEEDY LUBE	MAINTENANCE	60.99
	<b>VENDOR TOTAL</b>	<u>60.99</u>

STAPLES	SUPPLIES	156.64
STAPLES	SUPPLIES	78.28
	<b>VENDOR TOTAL</b>	<u>234.92</u>
STURGIS ACE	SUPPLIES	9.99
STURGIS ACE	SUPPLIES	31.57
STURGIS ACE	SUPPLIES	26.99
STURGIS ACE	SUPPLIES	13.38
STURGIS ACE	SUPPLIES	9.25
STURGIS ACE	SUPPLIES	5.99
STURGIS ACE	SUPPLIES	9.99
STURGIS ACE	SUPPLIES	22.37
STURGIS ACE	SUPPLIES	30.99
STURGIS ACE	SUPPLIES	37.98
STURGIS ACE	SUPPLIES	29.99
STURGIS ACE	SUPPLIES	17.97
STURGIS ACE	SUPPLIES	39.98
STURGIS ACE	SUPPLIES	3.99
STURGIS ACE	SUPPLIES	53.19
STURGIS ACE	SUPPLIES	19.99
STURGIS ACE	SUPPLIES	9.99
STURGIS ACE	SUPPLIES	19.99
STURGIS ACE	SUPPLIES	70.24
STURGIS ACE	SUPPLIES	10.74
STURGIS ACE	SUPPLIES	16.99
STURGIS ACE	SUPPLIES	23.15
STURGIS ACE	SUPPLIES	19.98
STURGIS ACE	SUPPLIES	79.58
STURGIS ACE	SUPPLIES	14.99
STURGIS ACE	SUPPLIES	46.96
STURGIS ACE	SUPPLIES	23.92
STURGIS ACE	EQUIPMENT	31.99
STURGIS ACE	SUPPLIES	37.96
STURGIS ACE	SUPPLIES	46.96
STURGIS ACE	SUPPLIES	467.88
STURGIS ACE	SUPPLIES	17.98
STURGIS ACE	SUPPLIES	0.00
STURGIS ACE	SUPPLIES	38.49
STURGIS ACE	SUPPLIES	5.99
STURGIS ACE	SUPPLIES	1.48
STURGIS ACE	SUPPLIES	37.98
STURGIS ACE	SUPPLIES	7.99
STURGIS ACE	SUPPLIES	35.97
	<b>VENDOR TOTAL</b>	<u>1,430.81</u>
STURGIS ECONOMIC	MEMBERSHIP	250.00
	<b>VENDOR TOTAL</b>	<u>250.00</u>
STURGIS NAPA	SUPPLIES	29.80
STURGIS NAPA	SUPPLIES	180.49
STURGIS NAPA	SUPPLIES	37.96
STURGIS NAPA	SUPPLIES	1.98
STURGIS NAPA	SUPPLIES	224.34
	<b>VENDOR TOTAL</b>	<u>474.57</u>

STURGIS POLICE RESERVE	SECURITY	1,120.00
	<b>VENDOR TOTAL</b>	<u>1,120.00</u>
STURGIS TIRE	REPAIR	30.54
	<b>VENDOR TOTAL</b>	<u>30.54</u>
STURGIS, CITY OF	RESOURCE OFFICER	14,958.00
STURGIS, CITY OF	RESOURCE OFFICER	14,958.00
STURGIS, CITY OF	UTILITIES	330.95
STURGIS, CITY OF	UTILITIES	271.71
STURGIS, CITY OF	UTILITIES	1,360.47
STURGIS, CITY OF	UTILITIES	2,438.77
STURGIS, CITY OF	UTILITIES	2,148.57
	<b>VENDOR TOTAL</b>	<u>36,466.47</u>
SUMMIT FIRE	SERVICES	2,206.00
	<b>VENDOR TOTAL</b>	<u>2,206.00</u>
SUN LIFE	INSURANCE	3,495.72
	<b>VENDOR TOTAL</b>	<u>3,495.72</u>
SUPPLIES SHOP	SUPPLIES	109.80
	<b>VENDOR TOTAL</b>	<u>109.80</u>
TEACHER INNOVATIONS	SUBSCRIPTION	2,520.00
	<b>VENDOR TOTAL</b>	<u>2,520.00</u>
TEM TECH	SUPPLIES	22.81
	<b>VENDOR TOTAL</b>	<u>22.81</u>
TIE OFFICE	ONLINE TUITION	8,150.00
	<b>VENDOR TOTAL</b>	<u>8,150.00</u>
TSCHAKERT, CANDACE	LUNCH ACCT REFUND	92.00
	<b>VENDOR TOTAL</b>	<u>92.00</u>
USD-CENTER FOR DISABILITIES	PROFESSIONAL DEVELOP	300.00
	<b>VENDOR TOTAL</b>	<u>300.00</u>
VAMC, DEPT OF VETERANS AFFAIRS-	UTILITIES SBHS	1,122.36
	<b>VENDOR TOTAL</b>	<u>1,122.36</u>
VISIBLE DIFFERENCE	CLEANING CONTRACT	9,501.75
	<b>VENDOR TOTAL</b>	<u>9,501.75</u>
VISTA PRINT	SUPPLIES	142.11
	<b>VENDOR TOTAL</b>	<u>142.11</u>
WALCRO	SUPPLIES	12.87
	<b>VENDOR TOTAL</b>	<u>12.87</u>

WALMART	SUPPLIES	96.41
WALMART	SUPPLIES	53.24
WALMART	SUPPLIES	149.71
WALMART	SUPPLIES	145.40
WALMART	SUPPLIES	306.98
	<b>VENDOR TOTAL</b>	<u>751.74</u>
WELLMARK	INSURANCE	222,155.00
	<b>VENDOR TOTAL</b>	<u>222,155.00</u>
WR ELECTRIC	UTILITIES	718.28
WR ELECTRIC	UTILITIES	227.41
WR ELECTRIC	UTILITIES	584.08
WR ELECTRIC	UTILITIES	91.56
WR ELECTRIC	UTILITIES	64.22
	<b>VENDOR TOTAL</b>	<u>1,688.55</u>
WEX BANK	FUEL	2,800.02
	<b>VENDOR TOTAL</b>	<u>2,800.02</u>
WHITEWOOD WATER	UTILITIES	66.00
	<b>VENDOR TOTAL</b>	<u>66.00</u>
ZOOM	SUPPLIES	202.35
	<b>VENDOR TOTAL</b>	<u>202.35</u>

GENERAL FUND	\$ 588,217.21
CAPITAL OUTLAY	\$ 56,148.42
SPECIAL EDUCATION	\$ 64,314.65
FOOD SERVICE	\$ 80,844.90
FUND 41	\$ 487,390.77
ENTERPRISE	<u>\$ 5,362.70</u>
TOTAL EXPENDITURES	\$ 1,282,278.65

# Four Day School Week

Exploring the idea of a four day school week for  
Meade 46-1 (High School Pilot)

A dark blue diagonal graphic that starts from the bottom left corner and extends towards the top right corner, covering the lower half of the page.

# Four-day School Week Focus of Inquiry

1. **Students**
2. **School/Staff**
3. **Community**

# Four-day School Week

Students:  
(Is this good for students?)

1. Academic Concerns (studies)
2. Remediation Opportunities (other schools)
3. Attendance (school data)
4. Extracurricular/Sports Scheduling (AD)
5. Student Safety (School Data)
6. Student Recruitment (Survey)(Eighth Graders)

# Academics

With over 1600 schools in 24 states adopting a four-day school week, we have some answers to the question: Does a four-day school week help or hurt academically?

- A study from the RAND corporation that included schools in SD indicated that student achievement improved in 4dsw districts, but the improvement was slower than it would have been if the same schools had maintained a 5dsw.

Link:

[https://www.rand.org/pubs/research\\_briefs/RBA373-1.html](https://www.rand.org/pubs/research_briefs/RBA373-1.html)

Takeaway: Most studies indicate that short-term there isn't statistically significant performance concerns, but over time even small deficits could become larger. This could be somewhat ameliorated avoiding large reductions in instruction time. Also, younger students seem to be affected more than older students.

# Comparable Schools

	<b>Belle Fourche</b>	<b>Custer</b>	<b>Sturgis</b>
ELA	66%	ELA 77%	ELA 70%
MATH	40%	MATH 39%	MATH 37%

## Attendance Rate Overall

*CSD attendance rate -90%*

*Belle Fourche 86%*

*Meade 87%*

*Spearfish 90%*

*Lead-Deadwood 76%*

*Rapid City 85%*

- **Please See Additional Comparison in the Supplemental Slides**

# Remediation Opportunities

## **Belle Fourche:**

We started having Intersession Fridays for students. The Intersession lasts from 8:30 a.m. – 11:30 a.m. for students on Friday mornings when we do not have regularly scheduled school. Staff members volunteer to come in and are paid a stipend to work these mornings. They work from 8:00 a.m. – 12:00 p.m. This time is held sacred for educational purposes. No athletic practices, play practices, or other practices can be held during this time. We have 21<sup>st</sup> Century Grants that help pay the staff stipends for working on Fridays we are not regularly in session.

Intersession Fridays are used for: Remediation, enrichment activities, ACT/SAT test preparation, make-up work including taking tests, educational club meetings, speakers, and special presentations. Students are invited/encouraged to attend.

We run two in-town shuttle buses to transport first through eighth graders.

# Attendance (activities)

## #1245

–missed student/days  
2022–23 Academic  
Year

Currently students miss **1245** days or partial day due to activities scheduled on Fridays.

**34.5** students absent for activities on an average Friday

**5%** of students at the high school

\*\*Additionally, adopting a 4-day school week would allow our Athletic Director to move some activities to Fridays so that the school week would not be affected by weekday activities .

# Attendance (overall)

One of the benefits cited by school that have adopted 4-day weeks is the ability to schedule appointments and vacations to cut down on student absenteeism.

As per 2021-22 statistics:

149# students missed school on an average Friday

843 students enrolled at SBHS 21-22 school year

\*an estimated 18% of students miss school on a Friday at SBHS in 21-22

(This might be somewhat Covid related)

# Four-day School Week

Staff/School:  
(Is this good for staff  
and the school?)

1. Student Recruitment/Retention (Funding)
2. Teacher Retention (Survey)
3. Non-monetary way to increase morale and reduce turnover.
3. Substitute Teacher Availability and Savings
4. Non-certificated Staff Sharing
5. Bus Availability and Savings

# Non-monetary way to recruit and retain teachers.

CPI		Teacher Raise
Sept. 2021-22	8.2%	3.5%
Sept. 2022-23	2.8%-3.5% est.	6.0%
<b>Total</b>	<b>11.5%</b>	<b>9.5%</b>

\* SD has moved into last place again in terms of teacher pay, and the teacher pay in the Meade district mirror that movement.

As inflation has increased wages have struggled to keep up.

# Staff Absences (for all reasons)

## 2021-22 Teacher Absences on Fridays

# #203.6

Staff missed 203.6 Fridays for the 2021-22 school year.

**Bereavement: .5**

**Co Curricular (coaching): 54.9**

**Personal: 59.8**

**Professional 15.5**

**Sick: 69.9**

This resulted in the district calling # of substitute teachers at a cost of approximately:

**\$24,432** (avg. \$120 a day substitute expense )

As additional note, substitute teachers are becoming harder to find. At the high school level, many staff absences have to be covered by teachers during their planning time.

# Non-certificated Staff: Custodial Paraprofessional Lunchroom

Custodians: (5) (met with high school custodians 2/1/2023)

- Unanimously in favor
- Extra day without students to change light bulbs, power wash, mop floors etcetera...
- Alleviate some of the difficulty in finding custodians
- Employee sharing possibilities

Cafeteria Staff: (6)

- Kids who depend on school breakfast/lunch
- Missed work day
- Truck Deliveries for Produce
- Staffing

# Four-Day Week

Community :  
(Is this good for the  
community)

1. High School Students work within the community an extra day off would allow them to work more hours
2. School-to-Work
3. Parents being able to vacation and create a work/life balance
4. Other Community benefits?

# Supplemental Material (Local Examples) Belle Fourche Custer

Belle Fourche and Custer Responses

[https://docs.google.com/document/d/1nZ\\_-yNY77mPQMWndHMR7o3ZOuZpYvYIHdbOZ\\_yBLRNo/edit](https://docs.google.com/document/d/1nZ_-yNY77mPQMWndHMR7o3ZOuZpYvYIHdbOZ_yBLRNo/edit)

Discussion at other  
Levels:

Would this work at  
the Middle School?

Would this work at  
the Elementary level?

Thoughts?

# Path to Implementation...

## Earliest Implementation— 2024-25 School Year

1. Broadcast interest to stakeholders through surveys and meetings
  - a. Superintendent
  - b. Administrators
  - c. School Board
  - d. Students
  - e. Teachers
  - f. Community Members
  
2. Timeline and Strategy
  - a. Present to the School Board
  - b. Hold Community input Meetings (September)  
Survey stakeholders.
  - c. Review and Report Findings to the school Board

**Extracurricular Activities Report  
For  
Meade Education Association and Meade School Board**

**Committee Members**

Kayleen Selfridge, Teacher

Derris Buus, Teacher

Megan Oviatt, Teacher

Chad Hedderman, Principal

Michael Schultz, Activities Director

Maranda McGillivray, Human Resources

Wayne Wormstadt, Superintendent

**February 28, 2023**

## **History**

As many districts across the state in 2010-11 adapted to the 10% cut in educational funding, Meade School District also made difficult decisions. The board of education made the decision to reduce 13 coaching/advisory positions, reduce athletic budget 20%, and cut the tennis program. This has created some of the items we are now reviewing for solutions.

## **Purpose of the Extracurricular Committee**

- 1) Completion of a full and detailed review of all extracurricular activities in the Meade School District (including but not limited to athletics, fine arts, student council, and clubs)
- 2) Determination of the appropriate coaching or advisory positions for each activity, and the category of extra duty pay for each
- 3) The formal presentation of such determinations and the steps the Committee proposes be taken, to the Board and the Association.

## **Methodology:**

We collected contract language on activity pay from 16A and AA school districts to review other activity pay schedules.

We based our average on base compensation and staffing on 11 schools of similar size. Nine schools responded to the survey, including Aberdeen, Brookings, Huron, Meade, Mitchell, Pierre, Spearfish, Watertown, and Yankton. Tea and Douglas did not participate in the survey.

Survey contents asked by activity:

- 1) Number of paid positions
- 2) Number of volunteer positions
- 3) Head coach/advisor base salary
- 4) Head coach/advisor top salary
- 5) Assistant coach/advisor base salary
- 6) Assistant coach/advisor top salary
- 7) Number of average participants

The committee then reviewed the averages of each of these categories to build recommendations.

## **Limitations:**

- 1) We also attempted to look at ratios to coaches. We found this information was not as consistent and in some areas was difficult to use for a measurement due to consistency of knowing grade level of participants in grades 7-12.
- 2) Comparison of middle school activities not completed and should be reviewed in the future.
- 3) Activities did vary from districts, and it is unknown the priority districts may place on certain activities.
- 4) Pay schedules of other districts were reviewed, but none were used to change our agreement as deeper understanding would be needed and unknown cost structure to implement.

## **Overall Recommendations:**

- We understand as a committee the following items may be viewed differently as priorities by MEA and the school board. The committee worked from a point of view to bring Meade 46-1 to the average. It is the committee's belief that bringing all areas up to the average at one time is not possible as it would be detrimental to the overall salary structure for teachers due to the cost. The following recommendations are to take place over a minimum of three years.
- General positive items are that we offer numerous programs, and in some areas we are staffed at the average number of positions; in a few areas, we pay above the average for coaching.
- We found three areas of concern to prioritize in the following order:
  1. Number of assistant coaches/advisors
  2. Average starting compensation
  3. Compensation for years of experience in coaching

## **Year 1 Recommendations**

### **Additional Staff and Reduction**

Coaches/Advisors added due to being below the average of the 11 schools and staff to programs due to number of teams. Reduction of coaches/advisors should be based on participation.

Rationale for additional coaches/advisors or reduction:

- Coaches/advisors will be added to programs based on the number of teams. Number of coaches/advisors should be considered to allow for 1 coach/advisor per athletic team. Example: Volleyball: Varsity, JV, C, and 9th grade teams should have 4 paid positions.
- Considerations for safety and supervision for high numbers, collision or high risk activity, including consideration of specific activities within a sport (i.e. pole vault).
- After two years of not having a team or significantly reduced numbers in a program, a coaching/advisor reduction should be considered to take place. Other factors should be considered when looking past two years (incoming freshman participants for the high school program).
- Middle School programs may need to consider solutions for increased participation based on the current year. Middle school additional positions should be noted as one year only pending participation.

Additional Staff Recommended

Positions based on # of teams	Cost	Category		Positions to be added based on avg. or # of participants	Cost	Category
Asst. Volleyball	\$3,583.00	2		Asst. Drama	\$3,583.00	2
Asst. Boys BBall	\$3,583.00	2		Asst. FFA	\$3,583.00	2
Asst. Girls BBall	\$3,583.00	2		Asst. Track	\$3,583.00	2
Sub Total	\$10,749.00			Sub Total	\$10,749.00	
SDRS/FICA	\$1,504.86			SDRS/FICA	\$1,504.86	
<b>TOTAL</b>	<b>\$12,253.86</b>			<b>TOTAL</b>	<b>\$12,253.86</b>	

**Years of Experience Cap Removed**

Rationale

All years of experience for current and incoming staff should be considered to maintain competitive average compensation.

Removal of Experience Cap		
Staff	Cost	Years of Adjustment
Schrock	\$123.00	3 years
Koletzky	\$83.00	1 year
Cass	\$285.00	5 years
Buus	\$249.00	3 years
Cass	\$228.00	4 years
Schlichtemeier	\$123.00	3 years
Leonhardt	\$36.00	1 year
Keszler	\$228.00	4 years
Leonhardt	\$57.00	1 year
Schlichtemeier	\$86.00	3 years
Keszler	\$228.00	4 years
Murphy	\$123.00	3 years
Keszler	\$228.00	4 years
Murphy	\$123.00	3 years
Barden	\$144.00	4 years

Koletzky	\$57.00	1 year
Peterson	\$171.00	3 years
Peterson	\$171.00	3 years
Nelson	\$108.00	3 years
Nelson	\$108.00	3 years
Johnson	\$83.00	1 year
Froelich	\$104.00	2 years
Dekraai	\$164.00	4 years
Sub Total	\$3,310.00	
SDRS/FICA	\$463.40	
<b>TOTAL</b>	<b>\$3,773.40</b>	

**Addition of new Category 0 and adjust coach/advisor positions to new categories**

Rationale for changed structure:

By adding a new category for the longest seasons with additional pay, this will help bring these positions in line with comparative averages. This would be done by adding a new category for length of seasons over 12 weeks.

Band and Choir due to length of responsibility should each be moved up one category.

Band to Category 1

Choir to Category 2

- Recommend paying new increase on NEW Category 0 - half of increase in year 1 and half in year 2

**Extra Duty Schedule**

Category	Salary	Experience Differential
0	\$6125	\$100 per year
1	\$5103	\$83 per year
2	\$3583	\$57 per year
3	\$2955	\$52 per year
4	\$2311	\$41 per year
5	\$1998	\$36 per year
6	\$1157	\$21 per year

0. Head HS Boys Basketball, Head HS Girls Basketball, Head HS Football, Head HS Volleyball, Head HS Wrestling, Head HS/MS Debate

1. Head HS Track, HS FFA Advisor, Head HS Comp Cheer/Fall Sideline Cheer, HS Head Cross Country, Middle School Activities Director, Strength and Conditioning Coach, Head HS Drama Coach, Head HS Girls Soccer, Head HS Boys Soccer, **HS Band Director**
2. Assistant HS Boys Basketball (JV and C), Assistant HS Girls Basketball (JV and C), Assistant HS Football (JV and C), Assistant HS Volleyball (JV and C), Assistant HS Wrestling, Assistant HS Track, Assistant HS Cross Country, Head HS Boys Golf, Head HS Girls Golf, HS Drama Musical (Split), Head HS Dance, HS/MS Assistant Debate Coach, District Calendar Coordinator, Assistant HS Boys Soccer, Assistant HS Girls Soccer, HS Student Council, **HS Vocal Director**
3. HS Yearbook Advisor, MS Student Council, HS Winter Sideline Cheer, HS Oral Interp (Declam)
4. Head MS Boys Basketball, Head MS Girls Basketball, Head MS Football, Head MS Cross Country, Head MS Track, Head MS Wrestling, Head MS Volleyball, Special Olympics Coach, HS FCCLA Advisor, HS Senior Class Advisor (Split), HS Junior Class Advisor (Split), Head MS Drama
5. Assistant MS Football, Assistant MS Boys Basketball, Assistant MS Girls Basketball, Assistant MS Wrestling, Assistant MS Volleyball, Assistant MS Track, Assistant MS Cross Country, Rural Volleyball Coach, Rural Boys Basketball Coach, Rural Girls Basketball Coach, Rural Track Coach, MS Band Director, ProStart
6. MS Debate, HS Knowledge Bowl, MS Knowledge Bowl, MS Vocal Music, MS Yearbook, HS Pep Club Advisor, Assistant MS Drama

Add Category 0 for length of seasons	
Football	\$1,022.00
Volleyball	\$1,022.00
Boys Bball	\$1,022.00
Girls Bball	\$1,022.00
Wrestling	\$1,022.00
Debate	\$1,022.00
Band (2 to 1)	\$1,520.00
Choir (3 to 2)	\$628.00
<b>Total</b>	<b>\$8,280.00</b>
SDRS/FICA	\$1,159.20
<b>TOTAL</b>	<b>\$9,439.20</b>

## Year 2 Recommendations

### Add Staff to Programs

Growth of the band program (MS/HS) may require more support through an FTE, and this would create another advisor position. Rationale is the same as Year 1.

Additional Staff Recommended

Positions to be added based on avg. or # of participants	Cost	Category
Asst. Debate/Speech	\$3,583.00	2
Asst. Football	\$3,583.00	2
Sub Total	\$7,166.00	
SDRS/FICA	\$1,003.24	
<b>TOTAL</b>	<b>\$8,169.24</b>	

### Work to move base to average of 11 schools

Continue to move base increases that move all coaches/advisors.

Review and Adjust Assistant coaches as needed

### Realign category 0-6 to 0-7 splitting category 2

- Recommend paying new increase on NEW Category 2 - half of increase in year 2 and half in year 3

### Extra Duty Schedule

Category	Salary	Experience Differential
0	\$6125	\$100 per year
1	\$5103	\$83 per year
2	\$4303	\$70 per year
3	\$3583	\$57 per year
4	\$2955	\$52 per year
5	\$2311	\$41 per year
6	\$1998	\$36 per year
7	\$1157	\$21 per year

0. Head HS Boys Basketball, Head HS Girls Basketball, Head HS Football, Head HS Volleyball, Head HS Wrestling, Head HS/MS Debate, **Head HS Track**

1. HS FFA Advisor, Head HS Comp Cheer/Fall Sideline Cheer, HS Head Cross Country, Middle School Activities Director, Strength and Conditioning Coach, Head HS Drama Coach, Head HS Girls Soccer, Head HS Boys Soccer, HS Band Director
2. Assistant HS Boys Basketball (JV and C), Assistant HS Girls Basketball (JV and C), Assistant HS Football (JV and C), Assistant HS Volleyball (JV and C), Assistant HS Wrestling, Assistant HS Track, Head HS Dance
3. Assistant HS Cross Country, Head HS Boys Golf, Head HS Girls Golf, HS Drama Musical (Split), HS/MS Assistant Debate Coach, District Calendar Coordinator, Assistant HS Boys Soccer, Assistant HS Girls Soccer, HS Student Council, HS Vocal Director, HS Oral Interp (Declam)
4. HS Yearbook Advisor, MS Student Council, HS Winter Sideline Cheer
5. Head MS Boys Basketball, Head MS Girls Basketball, Head MS Football, Head MS Cross Country, Head MS Track, Head MS Wrestling, Head MS Volleyball, Special Olympics Coach, HS FCCLA Advisor, HS Senior Class Advisor (Split), HS Junior Class Advisor (Split), Head MS Drama
6. Assistant MS Football, Assistant MS Boys Basketball, Assistant MS Girls Basketball, Assistant MS Wrestling, Assistant MS Volleyball, Assistant MS Track, Assistant MS Cross Country, Rural Volleyball Coach, Rural Boys Basketball Coach, Rural Girls Basketball Coach, Rural Track Coach, MS Band Director, ProStart
7. MS Debate, HS Knowledge Bowl, MS Knowledge Bowl, MS Vocal Music, MS Yearbook, HS Pep Club Advisor, Assistant MS Drama

## Year 3 Recommendations

### Work to move base to average of 11 schools

Continue to move base increases so all coaches/advisors move towards average starting pay.

Assistant coach/advisor additions are based on known understaffing and potential growth. All other areas should be considered on an as needed basis per guidelines set in year 1.

## Appendix

[Summary Sheet Athletics](#)

[Summary Sheet Fine Arts](#)

[Survey Sheets Athletics](#)

[Survey Sheets Fine Arts](#)

[Participation Sturgis Brown High School](#)

# **Activity Report**

March 13, 2023  
Board Meeting

# Purpose of Extracurricular Committee

1. Completion of a full and detailed review of all extracurricular activities in the Meade School District (including but not limited to athletics, fine arts, student council, and clubs)
2. Determination of the appropriate coaching or advisory positions for each activity, and the category of extra duty pay for each
3. The formal presentation of such determinations and the steps the Committee proposes be taken, to the Board and the Association.

# Methodology

Contract Language was collected from 16 A and AA schools to review activity pay schedules.

Surveyed of 11 Schools of Similar Size: Aberdeen, Brookings, Huron, Meade, Mitchell, Pierre, Spearfish, Watertown, and Yankton (Tea and Douglas did not reply).

Survey content asked by activity:

- 1) Number of paid positions
- 2) Number of volunteer positions
- 3) Head coach/advisor base salary
- 4) Head coach/advisor top salary
- 5) Assistant coach/advisor base salary
- 6) Assistant coach/advisor top salary
- 7) Number of average participants

# Priorities

The committee's recommendations worked from the standpoint of bringing Meade 46-1 to the average of the nine reporting schools. The committee understands that with the number of programs, doing this at one time is not possible. Our recommendation is that this would be occur over a minimum of 3 years. There were 3 areas of concern that the committee felt should be prioritized in the following order:

1. Number of assistant coaches/advisors.
2. Average starting compensation.
3. Compensation for years of experience in coaching/advising.

# Recommendations

## Year 1 Recommendations

- Add Coaches/Advisors to programs that fall below the average

### Considerations

- Number of teams or groups in the program
- Safety and supervision

### Additional Assistant Staffing Recommended in

- Volleyball, Drama, Boys and Girls Basketball, FFA, Track
- Reduction of Coaches/Advisors based on participation numbers

### Considerations

- After 2 years of not having a team or significantly reduced numbers
- Review middle schools numbers when determining future participation

# Recommendations

## Year 1 Recommendations Continued

- Remove Years of Experience Cap

### Considerations

- Helps maintain the competitive average compensation
- Helps in recruiting of potential coaches
- Addition of new Category 0 and adjust coach/advisor positions to new categories

### Considerations

- Seasons Longer than 12 weeks included in new category.
- Adjustment of categories for Band and Choir due to length of responsibility.
- Half of increase in year 1 and half in year 2

# Recommendations

## Year 2 Recommendations

- Add Staff to Programs

Additional Assistant Staffing Recommended in

- Debate/Speech and Football

Work to move base coaches/advisors salaries to the average of the 11 schools

Realign Extra Duty Schedule

- Move from 0-6 categories to 0-7 categories
- Split category 2 by length of season
  - Pay half increase in year 2 and half in year 3

# Recommendations

## Year 3 Recommendations

Continue to move base toward the average starting pay of the 11 districts in similar size to Meade 46-1.

### Considerations

- Assistant coaches/advisor additions based on known understaffing and potential growth.
- All other areas are on an as needed basis per the guidelines in year one recommendations.

# Committee Members

Kayleen Selfridge, Teacher

Derris Buus, Teacher

Megan Oviatt, Teacher

Chad Hedderman, Principal

Michael Schultz, Activities Director

Maranda McGillivray, Human Resources

Wayne Wormstadt, Superintendent

# FY2024 General State Aid Budget Calculator - Based on Proposed 5% Increase

as of 2/7/2023



## Meade 46-1

### Formula Number of Certified Instructional Staff FTE:

State Aid Fall Enrollment Count (Fall 2023)	3,060.00
Number of <b>Eligible</b> Alternative Instruction Students in HS Activities	
X Alternative Instruction Activity Weight	10%
Weighted Alternative Instruction Activity Student Count	-
Count of Students Residing in Residential Treatment Facility	
X Target Student/Certified Instructional Staff FTE Ratio	15.00
Formula Number of Certified Instructional Staff FTE	204.00

Enter estimated count of students: SAFE Fall 2023

Enter count of Alternative Instruction (home school) students that participated in HS interscholastic activities sanctioned SDHSAA (2022-2023 school year)

Applies only to Plankinton & Parkston - SDCL 13-13-10.1 (2C)

### LEP Adjustment

Number of <b>Eligible</b> LEP Students	2
X LEP Weight	25%
Weighted LEP Student Count	0.50
LEP Formula Teachers	0.03

Enter projected count of LEP students scoring (composite) less than 4.0 on Language Acquisition Assessment (taken 2/2023)

**Total Formula Number of Certified Staff FTE 204.03**

### Formula Certified Instructional Staff Salary/Benefit Need:

Target Certified Instructional Staff Salary	\$ 58,544.13
X Target Certified Instructional Staff Benefits %	29%
Target Certified Instructional Staff Salaries + Benefits	\$ 75,521.93
Need based on Certified Instructional Staff Salaries/Benefits	\$ 15,408,991

### Overhead Costs

X % of Overhead Costs	38.78%
State Aid Share for Non-Teacher Expenses	\$ 5,975,607

**TOTAL GENERAL STATE AID NEED \$ 21,384,597**

### 2nd Half Local Effort Projection (1st Half Pay 2024)

	AG	Owner-Occupied	Other	Total
2022 Pay 2023 Valuation (as of 1/5/2023)	\$ 547,259,838	\$ 1,364,416,843	\$ 658,975,419	\$ 2,570,652,100
Assumed Pay 2023 Valuation Growth %	0.0%	3.0%	3.0%	
Estimated 2023 Pay 2024 Valuation*	\$ 547,259,838	\$ 1,405,349,348	\$ 678,744,682	\$ 2,631,353,868
Proposed 2023 Pay 2024 Levies**	\$ 1.293	\$ 2.894	\$ 5.989	
<b>Estimated 2nd Half Local Effort - (1st Half Pay 2024)</b>	<b>\$ 353,803</b>	<b>\$ 2,033,541</b>	<b>\$ 2,032,501</b>	<b>\$ 4,419,845</b>

Enter projected taxable valuation growth percentage for Pay 2024. Consider consulting with County Auditor.

\*Double check valuations with County Auditor(s)

\*\*Levies do not include additional opt-out levy, if applicable

<b>TOTAL GENERAL STATE AID NEED (from row 33)</b>	<b>\$ 21,384,597</b>
	<b>MINUS</b>
1st Half Local Effort - Property Taxes 2nd Half Pay 2023	\$ 4,530,464
<b>Estimated 2nd Half Local Effort - Property Taxes 1st Half Pay 2024</b>	<b>\$ 4,419,845</b>
Total Estimated Local Effort - Property Taxes	\$ 8,950,309
Local Effort - Other Revenue	\$ 785,797

ESTIMATED FY2024 General State Aid	\$ 11,648,491
------------------------------------	---------------

# GENERAL STATE AID BUDGET COMPARISON

## Meade 46-1

	FY2023	FY2024	Difference	Description
<b>Step 1</b>				
State Aid Fall Enrollment Count	3,060.31	3,060.00	(0.31)	
Target Teacher Ratio	15.00	15.00		
Formula Number of Certified Teachers	204.02	204.00	(0.02)	=State Aid Fall Enrollment/Target Teacher Ratio
ELL Student Count	3.00	2.00	(1.00)	
ELL Adjustment Number of Teachers	0.05	0.03		
<b>Total Formula Number of Teachers</b>	<b>204.07</b>	<b>204.03</b>	<b>(0.04)</b>	=Base Formula # of Teachers + ELL Adjustment # of Teachers
<b>Step 2</b>				
Target Teacher Salary	55,756.31	58,544.13		
Increased by Benefit Rate	29%	29%		
Target Teacher Compensation	71,925.64	75,521.93	3,596.29	= Target Teacher Salary * Benefit Rate of 29%
Calculate Total Teacher Compensation				
<b>Total Teacher Compensation</b>	<b>14,677,913</b>	<b>15,408,991</b>	<b>731,077</b>	=Total Formula # of Teachers * Target Teacher Compensation
<b>Step 3</b>				
Overhead Rate	38.78%	38.78%		
<b>Overhead Need</b>	<b>5,692,095</b>	<b>5,975,607</b>	<b>283,512</b>	=Total Teacher Compensation * Overhead Rate
<b>TOTAL DISTRICT NEED</b>	<b>20,370,008</b>	<b>21,384,597</b>	<b>1,014,589</b>	= Total Teacher Compensation + Overhead Need
<b>Step 4</b>				
Less: Local Effort				
Local Effort - Property Taxes (-)	8,411,315	8,950,309	538,994	
Local Effort - Other Revenues	627,856	785,797	157,941	Other Revenue Local Effort
<b>TOTAL STATE AID</b>	<b>11,330,837</b>	<b>11,648,491</b>	<b>317,654</b>	=Total Need minus Local Effort: Property Taxes & Other Revenue

District Name	2013 State Aid Fall Enrollment	2014 State Aid Fall Enrollment	2015 State Aid Fall Enrollment	2016 State Aid Fall Enrollment	2017 State Aid Fall Enrollment	2018 State Aid Fall Enrollment
Aberdeen 06-1	4,255.48	4,351.52	4,470.79	4,550.58	4,519.12	4,469.94
Agar-Blunt-Onida 58-3	275.00	267.00	262.10	251.00	251.13	266.01
Alcester-Hudson 61-1	290.45	285.58	279.63	299.52	310.27	338.39
Andes Central 11-1	333.00	346.00	300.00	320.00	317.00	316.00
Arlington 38-1	281.99	286.00	266.00	275.00	259.00	256.00
Armour 21-1	166.00	173.00	170.00	173.00	168.00	179.00
Avon 04-1	261.00	251.00	238.00	256.00	233.00	232.00
Baltic 49-1	422.51	459.89	477.00	498.00	491.00	479.00
Belle Fourche 09-1	1,404.03	1,355.51	1,369.00	1,373.92	1,385.21	1,361.33
Bennett County 03-1	493.00	482.00	470.00	480.00	481.00	442.00
Beresford 61-2	650.84	652.00	668.00	675.00	675.12	693.33
Big Stone City 25-1	106.20	95.00	91.00	96.00	90.00	91.00
Bison 52-1	143.00	148.00	148.00	149.00	152.00	146.00
Bon Homme 04-2	524.43	523.02	485.51	510.00	524.00	531.00
Bowdle 22-1	128.20	121.00	122.20	110.20	109.00	109.00
Brandon Valley 49-2	3,584.99	3,639.46	3,778.09	3,932.20	4,057.03	4,249.75
Bridgewater-Emery 30-3	332.60	329.60	322.00	322.10	334.10	340.00
Britton-Hecla 45-4	460.50	450.99	432.12	409.24	414.24	418.75
Brookings 05-1	3,184.60	3,277.50	3,354.41	3,341.87	3,402.60	3,402.03
Burke 26-2	200.00	221.00	219.00	220.00	229.00	243.00
Canistota 43-1	217.00	211.29	216.09	202.22	210.53	193.00
Canton 41-1	859.30	901.70	884.00	880.50	877.25	872.88
Castlewood 28-1	260.00	261.00	254.00	274.00	288.00	294.00
Centerville 60-1	222.00	228.13	227.13	225.13	266.39	273.39
Chamberlain 07-1	911.00	879.21	902.51	872.28	900.08	885.51
Chester 39-1	564.40	611.00	587.00	586.00	561.00	531.00
Clark 12-2	372.00	369.00	369.00	351.00	356.00	376.00

District Name	2013 State Aid Fall Enrollment	2014 State Aid Fall Enrollment	2015 State Aid Fall Enrollment	2016 State Aid Fall Enrollment	2017 State Aid Fall Enrollment	2018 State Aid Fall Enrollment
Colman-Egan 50-5	243.00	259.00	259.00	250.00	247.00	252.60
Colome Consolidated 59-3	248.00	239.00	234.00	228.00	224.00	229.00
Corsica-Stickney 21-3			230.00	246.00	251.00	253.00
Custer 16-1	857.14	863.73	873.38	881.16	897.02	958.86
Dakota Valley 61-8	1,235.84	1,252.88	1,285.48	1,294.78	1,300.47	1,355.41
De Smet 38-2	314.00	307.00	286.00	308.00	302.00	285.00
Dell Rapids 49-3	919.18	913.18	902.88	912.02	938.13	951.27
Deubrook 05-6	344.00	368.00	367.00	344.00	365.00	379.00
Deuel 19-4	499.00	509.51	502.85	482.00	490.25	513.25
Doland 56-2	167.00	167.00	179.00	170.00	174.00	160.00
Douglas 51-1	2,655.00	2,676.15	2,759.00	2,788.00	2,924.58	2,907.00
Dupree 64-2	377.00	368.00	380.00	389.00	374.95	362.00
Eagle Butte 20-1	333.00	339.00	353.02	331.02	355.01	345.01
Edgemont 23-1	164.00	156.00	150.00	142.14	153.29	159.14
Edmunds Central 22-5	133.00	130.00	132.00	128.00	147.00	140.00
Elk Mountain 16-2	12.00	6.00	7.00	11.00	10.00	13.00
Elk Point-Jefferson 61-7	688.86	705.00	686.00	655.00	687.00	687.00
Elkton 05-3	260.00	267.00	279.00	298.00	310.00	322.00
Estelline 28-2	254.00	254.00	245.00	261.00	271.00	261.00
Ethan 17-1	245.60	240.60	239.00	250.00	248.00	269.80
Eureka 44-1	140.00	135.00	138.00	151.00	153.00	156.98
Faith 46-2	188.00	196.00	185.00	173.00	164.00	177.00
Faulkton Area Schools 24-4	311.00	314.00	302.00	308.00	306.00	311.00
Flandreau 50-3	639.70	656.84	669.70	683.70	683.84	690.28
Florence 14-1	207.00	226.00	237.00	247.00	256.00	257.00
Frederick Area 06-2	174.00	167.30	158.30	165.30	160.60	163.00
Freeman 33-1	339.10	311.08	318.02	303.02	318.02	320.03

District Name	2013 State Aid Fall Enrollment	2014 State Aid Fall Enrollment	2015 State Aid Fall Enrollment	2016 State Aid Fall Enrollment	2017 State Aid Fall Enrollment	2018 State Aid Fall Enrollment
Garretson 49-4	494.00	475.00	474.00	463.00	477.00	480.43
Gayville-Volin 63-1	275.00	275.05	287.00	304.00	279.00	293.00
Gettysburg 53-1	263.40	259.15	252.04	241.04	243.04	239.04
Gregory 26-4	379.00	382.00	391.00	361.00	371.00	373.60
Groton Area 06-6	581.00	596.00	582.00	589.00	568.00	578.87
Haakon 27-1	300.00	295.00	288.00	310.00	302.00	310.00
Hamlin 28-3	715.00	726.25	726.68	749.00	783.00	810.00
Hanson 30-1	409.28	423.00	439.00	419.00	409.00	402.00
Harding County 31-1	169.25	179.25	194.25	202.25	195.25	200.00
Harrisburg 41-2	3,267.04	3,572.00	3,853.60	4,144.52	4,542.16	4,807.77
Henry 14-2	173.00	177.00	166.00	170.00	165.00	176.00
Herreid 10-1	120.00	120.00	120.14	117.00	109.00	119.00
Highmore-Harrold 34-2	268.00	261.00	251.40	250.00	238.00	232.95
Hill City 51-2	517.50	512.60	499.00	498.15	456.60	453.40
Hitchcock-Tulare 56-6	206.00	203.00	216.00	231.00	232.00	230.38
Hot Springs 23-2	808.08	803.24	814.80	806.40	776.10	761.24
Hoven 53-2	102.00	107.00	112.00	109.00	102.00	104.00
Howard 48-3	370.88	363.00	359.00	365.12	365.00	363.10
Huron 02-2	2,304.50	2,402.19	2,470.74	2,544.14	2,612.23	2,660.62
Ipswich Public 22-6	376.28	369.04	381.70	403.00	405.49	422.49
Irene-Wakonda 13-3	286.00	278.00	289.15	294.45	296.30	283.72
Iroquois 02-3	228.00	216.00	217.00	238.02	219.00	223.20
Jones County 37-3	191.00	178.00	188.00	189.00	187.29	179.00
Kadoka Area 35-2	362.00	368.00	361.00	348.00	322.00	322.00
Kimball 07-2	293.00	293.50	307.00	296.00	304.25	305.25
Lake Preston 38-3	165.00	163.00	162.00	148.00	157.00	164.00
Langford Area 45-5	215.00	202.00	218.00	218.00	203.00	211.00

District Name	2013 State Aid Fall Enrollment	2014 State Aid Fall Enrollment	2015 State Aid Fall Enrollment	2016 State Aid Fall Enrollment	2017 State Aid Fall Enrollment	2018 State Aid Fall Enrollment
Lead-Deadwood	784.53	740.28	763.29	725.63	784.50	757.99
Lemmon 52-4	244.33	266.61	273.37	266.55	246.19	238.82
Lennox 41-4	1,032.00	1,044.00	1,049.51	1,055.51	1,079.00	1,123.75
Leola 44-2	213.00	183.00	196.00	185.00	203.00	200.00
Lyman 42-1	401.00	398.00	388.00	410.00	366.00	366.00
Madison Central 39-2	1,138.68	1,131.87	1,160.84	1,162.77	1,222.30	1,205.80
Marion 60-3	178.00	195.00	191.00	183.90	174.20	167.00
McCook Central 43-7	357.53	356.92	359.57	378.54	378.32	377.91
McIntosh 15-1	171.00	156.00	152.00	161.00	177.00	171.00
McLaughlin 15-2	482.00	486.00	465.00	457.50	441.36	444.87
Meade 46-1	2,653.25	2,642.00	2,681.76	2,832.79	2,825.25	2,878.35
Menno 33-2	282.00	283.00	281.00	280.00	280.00	277.00
Milbank 25-4	893.39	909.49	908.80	932.30	958.25	987.20
Miller 29-4	450.06	451.44	457.07	456.20	465.05	453.04
Mitchell 17-2	2,712.23	2,746.56	2,785.05	2,783.90	2,791.14	2,795.95
Mobridge-Pollock 62-6	655.00	675.03	682.26	660.42	627.02	618.42
Montrose 43-2	225.00	231.00	239.00	244.00	249.00	239.00
Mount Vernon 17-3	222.20	208.00	205.00	200.00	215.00	213.00
New Underwood 51-3	263.00	265.00	258.00	246.00	237.00	237.00
Newell 09-2	325.70	331.00	288.72	297.47	292.00	285.00
Northwestern Area 56-7	260.00	236.00	243.00	227.00	254.00	266.00
Oelrichs 23-3	123.00	112.00	98.00	136.00	134.00	136.00
Oglala Lakota County 65-1	1,391.42	1,373.18	1,438.18	1,402.80	1,371.56	1,314.96
Oldham-Ramona 39-5	124.00	133.00	153.00	158.00	153.00	170.00
Parker 60-4	362.50	383.00	392.40	419.00	442.00	437.00
Parkston 33-3	556.00	536.00	530.77	516.69	521.03	534.00
Pierre 32-2	2,643.51	2,652.30	2,664.56	2,682.24	2,716.42	2,669.00

District Name	2013 State Aid Fall Enrollment	2014 State Aid Fall Enrollment	2015 State Aid Fall Enrollment	2016 State Aid Fall Enrollment	2017 State Aid Fall Enrollment	2018 State Aid Fall Enrollment
Plankinton 01-1	311.00	330.00	338.00	309.00	299.00	341.00
Platte-Geddes 11-5	457.40	466.00	484.05	500.08	503.40	503.37
Rapid City Area 51-4	13,811.58	13,842.35	13,638.60	13,656.02	13,628.25	13,679.67
Redfield 56-4	623.45	643.50	600.55	617.35	592.06	591.65
Rosholt 54-4	211.00	214.00	230.00	229.00	244.00	249.00
Rutland 39-4	156.00	157.00	157.00	163.00	176.00	187.00
Sanborn Central 55-5	197.00	186.00	183.00	190.00	180.00	189.00
Scotland 04-3	264.00	262.00	252.00	267.00	266.00	253.00
Selby 62-5	189.00	176.00	177.00	193.00	184.00	183.00
Sioux Falls 49-5	22,691.95	23,119.47	23,354.89	23,744.41	23,924.25	24,024.78
Sioux Valley 05-5	582.42	633.26	643.43	674.85	659.05	682.67
Sisseton 54-2	905.00	925.00	904.00	894.00	885.00	897.00
Smee 15-3	180.00	184.50	164.00	173.00	197.00	179.00
South Central 26-5	110.00	111.00	107.00	97.00	98.00	86.00
Spearfish 40-2	2,142.80	2,207.42	2,237.01	2,327.85	2,398.14	2,390.07
Stanley County 57-1	418.61	433.17	427.00	436.00	449.00	435.86
Summit 54-6	164.00	141.00	153.00	143.00	150.00	158.00
Tea Area 41-5	1,496.38	1,500.00	1,608.23	1,709.51	1,791.25	1,906.50
Timber Lake 20-3	352.00	341.00	329.00	339.00	352.29	335.00
Todd County 66-1	2,098.00	2,054.00	2,024.30	2,042.31	2,060.30	2,106.80
Tripp-Delmont 33-5	191.00	166.00	158.00	151.00	151.00	130.00
Tri-Valley 49-6	809.00	848.00	897.00	908.00	921.00	968.00
Vermillion 13-1	1,214.16	1,228.88	1,204.12	1,202.34	1,219.79	1,259.26
Viborg-Hurley 60-6	349.00	348.40	331.00	354.00	344.00	346.00
Wagner 11-4	769.00	812.40	831.00	852.25	848.99	839.00
Wall 51-5	254.00	259.00	255.00	245.00	257.00	271.00
Warner 06-5	317.43	307.00	308.00	319.00	313.00	310.00

District Name	2013 State Aid Fall Enrollment	2014 State Aid Fall Enrollment	2015 State Aid Fall Enrollment	2016 State Aid Fall Enrollment	2017 State Aid Fall Enrollment	2018 State Aid Fall Enrollment
Watertown 14-4	3,857.12	3,913.23	3,967.17	3,950.12	3,930.72	3,927.97
Waubay 18-3	160.00	156.00	173.00	169.00	169.00	170.00
Waverly 14-5	215.00	212.00	238.00	247.00	246.00	235.00
Webster Area 18-5	535.00	508.00	513.00	558.00	537.00	542.00
Wessington Springs 36-2	281.00	319.00	339.00	328.00	332.00	312.18
West Central 49-7	1,372.72	1,340.93	1,375.93	1,372.56	1,364.20	1,410.25
White Lake 01-3	114.00	116.00	110.00	110.00	116.00	119.00
White River 47-1	408.49	397.00	400.00	418.00	404.00	412.00
Willow Lake 12-3	227.00	208.00	214.00	222.00	237.00	249.00
Wilmot 54-7	207.00	211.00	197.00	200.00	222.00	223.00
Winner 59-2	676.00	684.00	721.00	708.00	723.00	710.00
Wolsey-Wessington 02-6	330.00	350.00	349.00	357.00	362.00	346.00
Woonsocket 55-4	222.00	212.00	204.00	218.00	233.00	245.00
Yankton 63-3	2,682.41	2,685.36	2,709.67	2,717.19	2,723.12	2,775.69
<b>STATEWIDE TOTAL</b>	<b>128,746.40</b>	<b>130,052.49</b>	<b>131,221.81</b>	<b>132,876.04</b>	<b>134,186.34</b>	<b>135,316.78</b>

**FY2024 Other Revenue Local Effort (based on FY22 Annual Financial Report)**

as of 12/6/2022



District Name	Dist#	Utility Taxes 1140	Local Revenue in Lieu of Taxes 1210	County Apportionment 2110	County Revenue in Lieu of Taxes 2200	Renewable Facility Taxes (Wind) 3113	Bank Franchise Taxes 3114	FY2022 Total Reported Other Revenues	WIND FARM EXCLUSIONS	Year of Exclusion Project Name	FY2024 Total Local Effort from Other Revenue
Aberdeen 06-1	6001	\$649,715	\$0	\$313,474	\$17,777	\$0	\$596,816	\$1,577,782			\$1,577,782
Agar-Blunt-Onida 58-3	58003	\$336,482	\$0	\$25,124	\$142	\$0	\$56,900	\$418,648			\$418,648
Alcester-Hudson 61-1	61001	\$84,971	\$0	\$37,289	\$0	\$0	\$51,360	\$173,620			\$173,620
Andes Central 11-1	11001	\$95,396	\$0	\$18,834	\$3,309	\$0	\$26,746	\$144,285			\$144,285
Arlington 38-1	38001	\$52,586	\$0	\$12,232	\$3,563	\$0	\$52,129	\$120,511			\$120,511
Armour 21-1	21001	\$60,237	\$0	\$13,403	\$412	\$0	\$12,630	\$86,682			\$86,682
Avon 04-1	4001	\$49,659	\$2,228	\$5,928	\$0	\$166,343	\$16,702	\$240,859	\$166,343	2 - Prevailing Wind	\$74,516
Baltic 49-1	49001	\$49,724	\$0	\$14,441	\$0	\$0	\$94,130	\$158,296			\$158,296
Belle Fourche 09-1	9001	\$57,863	\$0	\$123,151	\$0	\$0	\$89,843	\$270,857			\$270,857
Bennett County 03-1	3001	\$179,930	\$0	\$29,231	\$5,453	\$0	\$16,720	\$231,334			\$231,334
Beresford 61-2	61002	\$79,061	\$0	\$70,003	\$0	\$0	\$87,051	\$236,115			\$236,115
Big Stone City 25-1	25001	\$13,092	\$0	\$4,027	\$86	\$0	\$14,242	\$31,447			\$31,447
Bison 52-1	52001	\$95,712	\$0	\$8,626	\$0	\$0	\$25,698	\$130,037			\$130,037
Bon Homme 04-2	4002	\$161,160	\$1,700	\$14,208	\$0	\$0	\$37,846	\$214,914			\$214,914
Bowdle 22-1	22001	\$49,085	\$0	\$6,551	\$2,877	\$0	\$19,804	\$78,317			\$78,317
Brandon Valley 49-2	49002	\$722,718	\$0	\$148,052	\$0	\$0	\$970,455	\$1,841,225			\$1,841,225
Bridgewater-Emery 30-3	30003	\$73,502	\$0	\$25,365	\$0	\$0	\$22,335	\$121,202			\$121,202
Britton-Hecla 45-4	45004	\$243,934	\$0	\$15,016	\$0	\$0	\$89,386	\$348,336			\$348,336
Brookings 05-1	5001	\$486,521	\$0	\$271,961	\$0	\$0	\$454,794	\$1,213,276			\$1,213,276
Burke 26-2	26002	\$61,990	\$0	\$11,473	\$4,413	\$0	\$22,259	\$100,134			\$100,134
Canistota 43-1	43001	\$61,669	\$0	\$12,509	\$0	\$0	\$13,082	\$87,259			\$87,259
Canton 41-1	41001	\$173,486	\$0	\$31,986	\$0	\$0	\$88,715	\$294,186			\$294,186
Castlewood 28-1	28001	\$89,994	\$0	\$13,792	\$0	\$0	\$14,043	\$117,829			\$117,829
Centerville 60-1	60001	\$54,518	\$0	\$16,829	\$0	\$0	\$24,313	\$95,661			\$95,661
Chamberlain 07-1	7001	\$310,987	\$0	\$75,765	\$0	\$0	\$47,568	\$434,320			\$434,320
Chester Area 39-1	39001	\$256,582	\$0	\$19,619	\$0	\$0	\$33,041	\$309,242			\$309,242
Clark 12-2	12002	\$215,998	\$0	\$21,668	\$0	\$384,307	\$32,561	\$654,535	\$350,394	3 - Crocker	\$304,141
Colman-Egan 50-5	50005	\$64,693	\$0	\$39,946	\$0	\$0	\$18,489	\$123,128			\$123,128
Colome Consolidated 59-3	59003	\$58,766	\$0	\$12,418	\$0	\$0	\$20,798	\$91,982			\$91,982
Corsica-Stickney 21-3	21003	\$116,285	\$0	\$23,814	\$0	\$0	\$33,705	\$173,804			\$173,804
Custer 16-1	16001	\$341,413	\$0	\$57,848	\$5,978	\$0	\$61,571	\$466,811			\$466,811
Dakota Valley 61-8	61008	\$66,989	\$0	\$183,229	\$0	\$0	\$207,974	\$458,192			\$458,192
De Smet 38-2	38002	\$42,520	\$0	\$11,879	\$9,739	\$0	\$34,013	\$98,151			\$98,151
Dell Rapids 49-3	49003	\$222,591	\$0	\$37,242	\$0	\$0	\$217,065	\$476,899			\$476,899
Deubrook Area 05-6	5006	\$134,661	\$0	\$26,174	\$4,605	\$662,528	\$53,207	\$881,175	\$265,390	1 - Tatanka Ridge 3 - Coyote Ridge	\$615,785
Deuel 19-4	19004	\$279,735	\$0	\$39,264	\$4,617	\$591,319	\$23,668	\$938,604	\$591,319	1 - Deuel Harvest 1 - Tatanka Ridge 2 - NSP MN Crowned Ridge II	\$347,284
Doland 56-2	56002	\$74,392	\$0	\$9,818	\$0	\$0	\$18,225	\$102,434			\$102,434
Douglas 51-1	51001	\$159,669	\$0	\$204,364	\$0	\$0	\$75,799	\$439,832			\$439,832
Dupree 64-2	64002	\$30,275	\$0	\$2,511	\$0	\$0	\$12,376	\$45,161			\$45,161
Eagle Butte 20-1	20001	\$91,390	\$0	\$12,664	\$0	\$0	\$9,577	\$113,631			\$113,631
Edgemont 23-1	23001	\$41,505	\$0	\$13,250	\$2,230	\$0	\$11,722	\$68,706			\$68,706

District Name	Dist#	Utility Taxes 1140	Local Revenue in Lieu of Taxes 1210	County Apportionment 2110	County Revenue in Lieu of Taxes 2200	Renewable Facility Taxes (Wind) 3113	Bank Franchise Taxes 3114	FY2022 Total Reported Other Revenues	WIND FARM EXCLUSIONS	Year of Exclusion Project Name	FY2024 Total Local Effort from Other Revenue
Edmunds Central 22-5	22005	\$47,280	\$0	\$9,470	\$1,756	\$0	\$20,725	\$79,231			\$79,231
Elk Mountain 16-2	16002	\$4,667	\$0	\$1,032	\$0	\$0	\$565	\$6,264			\$6,264
Elk Point-Jefferson 61-7	61007	\$113,923	\$0	\$100,728	\$0	\$0	\$70,866	\$285,517			\$285,517
Elkton 05-3	5003	\$114,054	\$0	\$26,679	\$0	\$108,152	\$82,841	\$331,725			\$331,725
Estelline 28-2	28002	\$116,525	\$0	\$13,919	\$0	\$45,870	\$26,553	\$202,867	\$45,870	1 - Tatanka Ridge	\$156,997
Ethan 17-1	17001	\$31,039	\$0	\$13,951	\$381	\$0	\$10,657	\$56,029			\$56,029
Eureka 44-1	44001	\$35,667	\$0	\$11,134	\$896	\$0	\$24,628	\$72,325			\$72,325
Faith 46-2	46002	\$25,673	\$0	\$21,365	\$0	\$0	\$9,609	\$56,646			\$56,646
Faulkton Area 24-4	24004	\$111,324	\$0	\$16,711	\$0	\$0	\$29,176	\$157,211			\$157,211
Flandreau 50-3	50003	\$81,375	\$0	\$114,614	\$0	\$0	\$35,477	\$231,467			\$231,467
Florence 14-1	14001	\$39,463	\$0	\$15,398	\$0	\$0	\$31,533	\$86,394			\$86,394
Frederick Area 06-2	6002	\$60,241	\$0	\$7,378	\$0	\$0	\$41,842	\$109,461			\$109,461
Freeman 33-1	33001	\$137,527	\$0	\$13,219	\$0	\$0	\$66,121	\$216,866			\$216,866
Garretson 49-4	49004	\$126,050	\$0	\$13,907	\$0	\$0	\$116,758	\$256,716			\$256,716
Gayville-Volin 63-1	63001	\$35,040	\$0	\$17,385	\$0	\$0	\$32,091	\$84,517			\$84,517
Gettysburg 53-1	53001	\$71,057	\$0	\$23,393	\$0	\$0	\$91,707	\$186,157			\$186,157
Gregory 26-4	26004	\$132,733	\$0	\$16,276	\$0	\$0	\$37,325	\$186,335			\$186,335
Groton Area 06-6	6006	\$737,096	\$0	\$38,409	\$394	\$175,788	\$114,395	\$1,066,081			\$1,066,081
Haakon 27-1	27001	\$122,642	\$0	\$19,695	\$0	\$0	\$107,020	\$249,357			\$249,357
Hamlin 28-3	28003	\$234,440	\$0	\$42,596	\$536	\$0	\$48,153	\$325,725			\$325,725
Hanson 30-1	30001	\$89,687	\$0	\$36,981	\$0	\$0	\$9,778	\$136,445			\$136,445
Harding County 31-1	31001	\$171,045	\$0	\$23,065	\$0	\$0	\$26,858	\$220,969			\$220,969
Harrisburg 41-2	41002	\$269,404	\$0	\$167,775	\$0	\$0	\$623,370	\$1,060,549			\$1,060,549
Henry 14-2	14002	\$21,424	\$0	\$10,831	\$0	\$0	\$27,665	\$59,920			\$59,920
Herreid 10-1	10001	\$121,708	\$0	\$12,202	\$143	\$0	\$24,348	\$58,401			\$58,401
Highmore-Harrold 34-2	34002	\$135,913	\$0	\$6,272	\$0	\$421,591	\$55,167	\$618,943	\$421,591	2 - Triple H	\$197,353
Hill City 51-2	51002	\$68,885	\$0	\$17,205	\$1,140	\$0	\$77,936	\$165,167			\$165,167
Hitchcock-Tulare 56-6	56006	\$99,349	\$0	\$13,617	\$3,201	\$0	\$36,226	\$152,394			\$152,394
Hot Springs 23-2	23002	\$251,895	\$0	\$65,890	\$7,414	\$0	\$33,694	\$358,893			\$358,893
Hoven 53-2	53002	\$73,909	\$0	\$12,696	\$0	\$0	\$68,243	\$154,848			\$154,848
Howard 48-3	48003	\$447,348	\$1,721	\$19,828	\$1,618	\$0	\$28,003	\$498,518			\$498,518
Huron 02-2	2002	\$349,356	\$7,648	\$218,758	\$3,461	\$0	\$149,094	\$728,317			\$728,317
Ipswich Public 22-6	22006	\$362,481	\$0	\$24,064	\$472	\$0	\$35,323	\$422,339			\$422,339
Irene-Wakonda 13-3	13003	\$82,838	\$0	\$32,111	\$0	\$0	\$55,976	\$170,925			\$170,925
Iroquois 02-3	2003	\$37,851	\$0	\$13,204	\$2,743	\$0	\$32,903	\$86,701			\$86,701
Jones County 37-3	37003	\$95,453	\$0	\$39,767	\$0	\$0	\$22,896	\$158,115			\$158,115
Kadoka Area 35-2	35002	\$164,377	\$0	\$47,980	\$0	\$0	\$25,812	\$238,169			\$238,169
Kimball 07-2	7002	\$101,111	\$0	\$19,174	\$0	\$95,538	\$28,984	\$244,806	\$33,635	4 - Brule County	\$211,171
Lake Preston 38-3	38003	\$30,753	\$0	\$7,452	\$1,808	\$0	\$26,862	\$66,874			\$66,874
Langford Area 45-5	45005	\$71,391	\$0	\$9,642	\$0	\$0	\$40,460	\$121,493			\$121,493
Lead-Deadwood 40-1	40001	\$67,394	\$0	\$144,068	\$0	\$0	\$97,027	\$308,489			\$308,489
Lemmon 52-4	52004	\$141,950	\$0	\$12,152	\$5,952	\$0	\$40,411	\$200,465			\$200,465
Lennox 41-4	41004	\$308,316	\$0	\$42,949	\$0	\$0	\$114,770	\$466,034			\$466,034
Leola 44-2	44002	\$59,932	\$0	\$19,950	\$0	\$137,895	\$18,795	\$236,572			\$236,572
Lyman 42-1	42001	\$248,353	\$0	\$54,760	\$0	\$0	\$15,086	\$318,199			\$318,199
Madison Central 39-2	39002	\$153,347	\$0	\$70,877	\$15,661	\$0	\$69,330	\$309,215			\$309,215

District Name	Dist#	Utility Taxes 1140	Local Revenue in Lieu of Taxes 1210	County Apportionment 2110	County Revenue in Lieu of Taxes 2200	Renewable Facility Taxes (Wind) 3113	Bank Franchise Taxes 3114	FY2022 Total Reported Other Revenues	WIND FARM EXCLUSIONS	Year of Exclusion Project Name	FY2024 Total Local Effort from Other Revenue
Marion 60-3	60003	\$309,515	\$0	\$11,011	\$2,150	\$0	\$36,257	\$358,933			\$358,933
McCook Central 43-7	43007	\$154,941	\$0	\$22,567	\$0	\$0	\$22,623	\$200,131			\$200,131
McIntosh 15-1	15001	\$18,060	\$0	\$2,889	\$0	\$0	\$9,561	\$30,510			\$30,510
McLaughlin 15-2	15002	\$68,393	\$0	\$15,253	\$0	\$0	\$12,473	\$96,120			\$96,120
Meade 46-1	46001	\$211,606	\$0	\$446,573	\$0	\$0	\$127,618	\$785,797			\$785,797
Menno 33-2	33002	\$406,596	\$0	\$12,160	\$0	\$0	\$37,029	\$455,785			\$455,785
Milbank 25-4	25004	\$211,688	\$3,258	\$64,588	\$0	\$42,031	\$74,576	\$396,142	\$42,031	3 - Crowned Ridge	\$354,111
Miller 29-4	29004	\$132,132	\$4,056	\$89,166	\$0	\$43,296	\$76,381	\$345,031			\$345,031
Mitchell 17-2	17002	\$390,748	\$0	\$221,486	\$0	\$0	\$165,944	\$778,178			\$778,178
Mobridge-Pollock 62-6	62006	\$114,496	\$0	\$53,581	\$0	\$157,907	\$52,161	\$378,145			\$378,145
Montrose 43-2	43002	\$66,368	\$0	\$13,690	\$0	\$0	\$18,446	\$98,504			\$98,504
Mount Vernon 17-3	17003	\$45,822	\$0	\$12,537	\$0	\$0	\$20,992	\$79,351			\$79,351
New Underwood 51-3	51003	\$51,905	\$0	\$7,072	\$1,031	\$0	\$13,765	\$73,774			\$73,774
Newell 09-2	9002	\$107,335	\$0	\$31,036	\$0	\$173,252	\$35,197	\$346,819	\$173,252	2 - Willow Creek	\$173,568
Northwestern Area 56-7	56007	\$99,076	\$0	\$16,300	\$1,930	\$0	\$21,628	\$138,933			\$138,933
Oelrichs 23-3	23003	\$19,011	\$0	\$3,686	\$0	\$0	\$3,338	\$26,035			\$26,035
Oglala Lakota County 65-1	65001	\$405,362	\$0	\$1,642	\$0	\$0	\$0	\$407,005			\$407,005
Oldham-Ramona-Rutland 39-6	39006	\$70,879	\$0	\$14,561	\$498	\$0	\$30,768	\$116,707			\$116,707
Parker 60-4	60004	\$73,016	\$0	\$19,145	\$720	\$0	\$51,644	\$144,525			\$144,525
Parkston 33-3	33003	\$156,704	\$0	\$18,754	\$2,023	\$0	\$40,659	\$218,140			\$218,140
Pierre 32-2	32002	\$283,632	\$0	\$267,609	\$0	\$0	\$634,587	\$1,185,828			\$1,185,828
Plankinton 01-1	1001	\$81,538	\$0	\$16,934	\$0	\$0	\$50,796	\$149,267			\$149,267
Platte-Geddes 11-5	11005	\$207,142	\$0	\$25,181	\$4,157	\$0	\$92,177	\$328,659			\$328,659
Rapid City Area 51-4	51004	\$925,595	\$0	\$626,420	\$35,648	\$0	\$1,054,081	\$2,641,745			\$2,641,745
Redfield 56-4	56004	\$61,357	\$0	\$33,878	\$671	\$0	\$57,673	\$153,579			\$153,579
Rosholt 54-4	54004	\$50,666	\$0	\$22,209	\$0	\$0	\$32,158	\$105,033			\$105,033
Sanborn Central 55-5	55005	\$56,174	\$0	\$13,541	\$264	\$0	\$7,502	\$77,481			\$77,481
Scotland 04-3	4003	\$75,650	\$0	\$7,403	\$331	\$0	\$36,010	\$119,393			\$119,393
Selby Area 62-5	62005	\$87,822	\$0	\$21,055	\$0	\$0	\$48,469	\$157,346			\$157,346
Sioux Falls 49-5	49005	\$1,139,769	\$0	\$835,861	\$0	\$0	\$5,288,901	\$7,264,531			\$7,264,531
Sioux Valley 05-5	5005	\$89,689	\$0	\$52,626	\$1,479	\$0	\$77,798	\$221,592			\$221,592
Sisseton 54-2	54002	\$475,198	\$0	\$254,121	\$0	\$0	\$110,783	\$840,102			\$840,102
Smee 15-3	15003	\$23,976	\$0	\$3,461	\$0	\$0	\$701	\$28,138			\$28,138
South Central 26-5	26005	\$46,046	\$0	\$4,893	\$0	\$0	\$13,440	\$64,379			\$64,379
Spearfish 40-2	40002	\$138,068	\$0	\$452,429	\$0	\$0	\$135,387	\$725,884			\$725,884
Stanley County 57-1	57001	\$31,409	\$0	\$107,939	\$0	\$0	\$62,817	\$202,166			\$202,166
Summit 54-6	54006	\$57,717	\$0	\$16,980	\$858	\$164,601	\$18,238	\$258,393	\$164,601	1 - Dakota Range III	\$93,792
Tea Area 41-5	41005	\$123,513	\$0	\$64,517	\$0	\$0	\$179,162	\$367,191			\$367,191
Timber Lake 20-3	20003	\$40,168	\$0	\$3,235	\$0	\$0	\$11,723	\$55,126			\$55,126
Todd County 66-1	66001	\$398,802	\$0	\$0	\$0	\$0	\$106	\$398,908			\$398,908
Tripp-Delmont 33-5	33005	\$81,231	\$0	\$8,016	\$0	\$247,544	\$28,838	\$365,629	\$121,558	2 - Prevailing Wind	\$244,071
Tri-Valley 49-6	49006	\$287,342	\$0	\$31,999	\$0	\$0	\$264,378	\$583,719			\$583,719
Vermillion 13-1	13001	\$166,936	\$0	\$172,424	\$101	\$0	\$78,617	\$418,077			\$418,077
Viborg-Hurley 60-6	60006	\$136,215	\$0	\$49,522	\$1,033	\$0	\$46,235	\$233,004			\$233,004
Wagner Community 11-4	11004	\$120,058	\$0	\$37,352	\$802	\$82,919	\$58,560	\$299,691	\$76,774	2 - Prevailing Wind	\$222,918
Wall 51-5	51005	\$117,777	\$0	\$10,673	\$0	\$0	\$20,347	\$148,798			\$148,798

District Name	Dist#	Utility Taxes 1140	Local Revenue in Lieu of Taxes 1210	County Apportionment 2110	County Revenue in Lieu of Taxes 2200	Renewable Facility Taxes (Wind) 3113	Bank Franchise Taxes 3114	FY2022 Total Reported Other Revenues	WIND FARM EXCLUSIONS	Year of Exclusion Project Name	FY2024 Total Local Effort from Other Revenue
Warner 06-5	6005	\$34,895	\$0	\$14,310	\$42	\$0	\$41,838	\$91,084			\$91,084
Watertown 14-4	14004	\$266,745	\$9,933	\$438,757	\$19,869	\$65,280	\$553,468	\$1,354,052	\$65,280	2 - NSP MN Crowned Ridge II	\$1,288,772
Waubay 18-3	18003	\$49,059	\$0	\$27,936	\$0	\$0	\$17,051	\$94,047			\$94,047
Waverly 14-5	14005	\$59,589	\$0	\$13,628	\$0	\$467,035	\$40,305	\$580,557	\$467,035	2 - NSP MN Crowned Ridge II 3 - Crowned Ridge	\$113,522
Webster Area 18-5	18005	\$204,184	\$0	\$59,302	\$3,253	\$0	\$55,543	\$322,282			\$322,282
Wessington Springs 36-2	36002	\$107,767	\$0	\$18,758	\$77	\$157,520	\$35,102	\$319,224			\$319,224
West Central 49-7	49007	\$339,473	\$0	\$42,309	\$0	\$0	\$295,365	\$677,147			\$677,147
White Lake 01-3	1003	\$41,923	\$0	\$7,971	\$0	\$169,901	\$36,441	\$256,236	\$33,716	4 - Aurora County	\$222,521
White River 47-1	47001	\$72,098	\$0	\$11,963	\$0	\$0	\$2,572	\$86,633			\$86,633
Willow Lake 12-3	12003	\$398,315	\$0	\$11,463	\$0	\$0	\$18,662	\$428,440			\$428,440
Wilmot 54-7	54007	\$100,607	\$0	\$30,168	\$388	\$0	\$28,217	\$159,380			\$159,380
Winner 59-2	59002	\$219,394	\$0	\$44,191	\$0	\$0	\$63,822	\$327,407			\$327,407
Wolsey-Wessington 02-6	2006	\$64,939	\$0	\$17,616	\$7,187	\$0	\$38,621	\$128,362			\$128,362
Woonsocket 55-4	55004	\$52,018	\$0	\$16,512	\$0	\$0	\$8,135	\$76,665			\$76,665
Yankton 63-3	63003	\$281,327	\$0	\$283,734	\$0	\$0	\$477,863	\$1,042,924			\$1,042,924
		\$23,504,217	\$30,545	\$8,972,101	\$197,289	\$4,560,615	\$17,565,968	\$54,830,736	\$3,018,787		\$51,811,949

FY2024 Reorganization:

Rutland 39-4	39004	\$32,438	\$0	\$7,085	\$0	\$0	\$12,742	\$52,264			
Oldham-Ramona 39-5	39005	\$38,442	\$0	\$7,476	\$498	\$0	\$18,026	\$64,442			

# Final Pay 2023 Valuations, by School District

as of 1/5/2023

District Name	District Number	Taxable	Taxable	Taxable	Taxable	Taxable	Taxable	Ag Disc	OO Disc	M Disc	MOO Disc
		Local Effort	Local Effort	Mobile Home	Mobile Home	Local Effort	Local Effort				
		Agricultural (Ag)	Owner Occupied (OO)	Mobile Home	Mobile Home Owner Occupied	Other	Utility				
ABERDEEN	6001	\$377,606,018	\$1,560,259,331	\$3,006,078	\$9,486,055	\$719,377,203	\$74,270,441	\$0	\$0		
AGAR - BLUNT - ONIDA	58003	\$927,256,301	\$92,377,471	\$6,076,606	\$7,693,327	\$108,455,436	\$979,110	\$0	\$0		
ALCESTER-HUDSON	61001	\$251,766,154	\$102,837,886	\$95,201	\$630,026	\$47,784,395	\$4,410,230	\$0	\$0		
ANDES CENTRAL	11001	\$149,307,141	\$51,300,060	\$3,970,164	\$1,363,499	\$73,490,652	\$911,963	\$0	\$0		
ARLINGTON	38001	\$265,993,035	\$109,306,019	\$584,660	\$1,432,951	\$57,526,134	\$7,462,340	\$0	\$0		
ARMOUR	21001	\$164,250,525	\$25,716,092	\$134,474	\$741,321	\$13,469,565	\$1,530,998	\$0	\$0		
AVON	4001	\$194,536,471	\$32,348,493	\$90,517	\$619,755	\$12,517,007	\$1,087,070	\$2	\$0		
BALTIC	49001	\$67,015,365	\$184,673,560	\$443,980	\$468,125	\$33,784,225	\$1,527,020	\$0	\$0		
BELLE FOURCHE	9001	\$103,886,506	\$438,772,211	\$9,956,635	\$33,324,198	\$208,888,378	\$14,272,309	\$163,855	\$95,658		
BENNETT COUNTY	3001	\$201,329,298	\$32,704,040	\$494,064	\$3,150,732	\$20,923,308	\$0	\$0	\$0		
BERESFORD	61002	\$315,483,233	\$201,313,568	\$517,292	\$617,403	\$79,903,258	\$2,315,627	\$0	\$0		
BIG STONE CITY	25001	\$12,171,473	\$43,780,740	\$431,534	\$489,933	\$41,378,200	\$22,527,928	\$0	\$0		
BISON	52001	\$304,425,051	\$18,491,282	\$584,444	\$2,883,531	\$12,007,448	\$7,479	\$0	\$0		
BON HOMME	4002	\$363,651,729	\$113,161,997	\$803,601	\$2,306,908	\$50,940,685	\$1,315,461	\$0	\$1		
BOWDLE	22001	\$208,159,985	\$14,424,368	\$324,995	\$388,030	\$18,505,134	\$9,818,945	\$0	\$0		
BRANDON VALLEY	49002	\$130,242,780	\$2,179,286,870	\$2,127,520	\$5,387,165	\$649,366,095	\$57,670,356	\$0	\$0		
BRIDGEWATER - EMERY	30003	\$298,017,625	\$59,181,891	\$41,822	\$511,112	\$28,039,295	\$18,188,028	\$0	\$0		
BRITTON - HECLA	45004	\$617,411,183	\$134,213,982	\$1,049,652	\$3,235,610	\$85,062,777	\$19,185,261	\$0	\$0		
BROOKINGS	5001	\$216,353,095	\$1,141,507,884	\$6,458,900	\$12,780,367	\$724,653,705	\$11,711,965	\$0	\$0		
BURKE	26002	\$167,221,265	\$38,395,755	\$684,289	\$1,917,178	\$20,932,458	\$265	\$0	\$0		
CANISTOTA	43001	\$147,389,010	\$71,770,923	\$135,700	\$791,700	\$19,638,652	\$2,888,742	\$0	\$0		
CANTON	41001	\$260,810,839	\$452,323,099	\$248,372	\$1,184,332	\$130,542,544	\$16,151,363	\$0	\$0		
CASTLEWOOD	28001	\$181,408,662	\$80,982,571	\$304,962	\$737,399	\$22,060,642	\$6,516,715	\$0	\$0		
CENTERVILLE	60001	\$205,843,577	\$84,849,806	\$73,245	\$1,910,810	\$21,133,127	\$1,829,518	\$10	\$0		
CHAMBERLAIN	7001	\$466,299,836	\$154,691,786	\$2,602,551	\$6,309,492	\$126,173,923	\$2,692,561	\$0	\$0		
CHESTER AREA	39001	\$169,485,761	\$164,596,627	\$1,093,260	\$1,227,754	\$103,451,772	\$5,298,233	\$0	\$0		
CLARK	12002	\$672,018,278	\$116,886,655	\$563,196	\$2,894,529	\$64,985,592	\$55,234,259	\$0	\$0		
COLMAN-EGAN	50005	\$185,277,880	\$69,112,743	\$150,479	\$1,127,055	\$25,825,609	\$595,565	\$0	\$0		
COLOME CONSOLIDATED	59003	\$318,578,881	\$17,148,819	\$788,487	\$3,076,268	\$10,897,950	\$447	\$0	\$0		
CORSICA-STICKNEY	21003	\$438,005,350	\$52,177,702	\$299,787	\$1,192,003	\$25,883,835	\$1,056,154	\$0	\$0		
CUSTER	16001	\$159,260,166	\$878,405,832	\$12,282,121	\$36,319,223	\$575,602,560	\$21,346,416	\$0	\$0		
DAKOTA VALLEY	61008	\$21,335,045	\$796,125,072	\$1,483,122	\$3,494,847	\$331,601,935	\$8,175,913	\$0	\$0		
DE SMET	38002	\$358,693,186	\$82,674,387	\$451,991	\$818,154	\$50,091,104	\$17,008,242	\$0	\$0		
DELL RAPIDS	49003	\$253,508,367	\$422,895,902	\$336,170	\$1,276,833	\$103,905,158	\$3,743,497	\$0	\$0		
DEUBROOK AREA	5006	\$308,202,512	\$102,082,323	\$957,410	\$1,857,989	\$39,579,294	\$30,460,706	\$1	\$0		
DEUEL	19004	\$451,285,680	\$157,959,219	\$1,437,336	\$1,874,120	\$93,429,013	\$20,797,863	\$2	\$0		
DOLAND	56002	\$476,838,190	\$26,225,531	\$126,443	\$1,132,511	\$11,166,204	\$7,184,892	\$0	\$0		
DOUGLAS	51001	\$33,532,500	\$615,232,026	\$8,868,013	\$19,570,632	\$204,297,537	\$3,095,840	\$13,799	\$0		
DUPREE	64002	\$226,086,161	\$3,442,615	\$398,941	\$2,111,342	\$4,602,153	\$348	\$0	\$0		

		Taxable	Taxable	Taxable	Taxable	Taxable	Taxable				
		Local Effort	Local Effort			Local Effort	Local Effort	Local Effort	Local Effort		
District Name	District Number	Agricultural (Ag)	Owner Occupied (OO)	Mobile Home	Mobile Home Owner Occupied	Other	Utility	Ag Disc	OO Disc	M Disc	MOO Disc
EAGLE BUTTE	20001	\$181,249,941	\$7,650,066	\$272,147	\$1,036,050	\$25,378,057	\$3,017	\$0	\$0		
EDGEMONT	23001	\$52,784,630	\$33,405,300	\$1,451,630	\$2,911,900	\$29,447,290	\$82,196,615	\$149,882	\$0		
EDMUNDS CENTRAL	22005	\$428,852,885	\$19,450,765	\$530,471	\$1,270,842	\$22,922,863	\$43,111,420	\$0	\$0		
ELK MOUNTAIN	16002	\$19,689,498	\$23,159,138	\$411,379	\$2,317,623	\$28,674,615	\$10,882,487	\$0	\$0		
ELK POINT-JEFFERSON	61007	\$308,146,996	\$250,789,857	\$355,224	\$415,428	\$59,058,886	\$4,607,858	\$0	\$0		
ELKTON	5003	\$216,926,373	\$62,481,370	\$244,800	\$1,198,544	\$21,643,939	\$171,741,752	\$0	\$0		
ESTELLINE	28002	\$208,219,961	\$90,021,737	\$817,340	\$976,107	\$94,499,354	\$14,801,734	\$2	\$0		
ETHAN	17001	\$116,120,482	\$35,387,201	\$248,218	\$580,443	\$10,386,083	\$965,775	\$4	\$0		
EUREKA	44001	\$424,369,990	\$30,417,726	\$89,707	\$2,090,442	\$14,415,402	\$34,243,827	\$1	\$0		
FAITH	46002	\$112,135,493	\$16,670,901	\$1,396,768	\$3,209,395	\$12,445,809	\$467	\$0	\$0		
FAULKTON AREA SCHOOLS	24004	\$798,485,018	\$40,939,616	\$407,479	\$1,456,754	\$22,367,556	\$18,698,046	\$0	\$0		
FLANDREAU	50003	\$371,650,297	\$123,681,864	\$477,538	\$1,332,870	\$43,890,554	\$2,216,682	\$0	\$0		
FLORENCE	14001	\$115,164,737	\$28,944,361	\$304,580	\$1,405,724	\$5,307,035	\$280,276	\$59,696	\$0		
FREDERICK AREA	6002	\$312,174,007	\$29,806,626	\$209,827	\$815,844	\$12,714,986	\$9,883,646	\$3,698	\$0		
FREEMAN	33001	\$309,936,383	\$107,842,378	\$454,019	\$778,951	\$37,149,911	\$17,518,479	\$9	\$0		
GARRETSON	49004	\$123,940,625	\$204,904,975	\$441,800	\$1,879,090	\$37,798,525	\$9,570,532	\$0	\$0		
GAYVILLE-VOLIN	63001	\$108,336,381	\$34,963,276	\$116,407	\$1,375,442	\$7,246,543	\$1,010,570	\$0	\$0		
GETTYSBURG	53001	\$218,552,508	\$50,986,968	\$1,858,122	\$2,161,468	\$34,782,337	\$1,132,388	\$0	\$0		
GREGORY	26004	\$285,783,467	\$61,410,110	\$1,188,787	\$3,237,919	\$45,541,345	\$460	\$0	\$0		
GROTON AREA	6006	\$913,605,869	\$142,293,813	\$927,012	\$3,064,497	\$56,999,373	\$143,116,509	\$0	\$0		
HAAKON	27001	\$429,917,918	\$45,734,500	\$2,254,138	\$5,802,892	\$37,824,886	\$54,273	\$0	\$0		
HAMLIN	28003	\$459,987,240	\$199,213,651	\$536,316	\$1,596,901	\$139,605,378	\$4,707,918	\$25,858	\$0		
HANSON	30001	\$296,535,967	\$71,574,212	\$171,161	\$1,425,147	\$19,701,792	\$14,840,687	\$0	\$0		
HARDING COUNTY	31001	\$301,190,256	\$32,661,825	\$3,993,068	\$7,672,278	\$48,952,329	\$4,823,903	\$0	\$0		
HARRISBURG	41002	\$76,966,741	\$2,909,247,404	\$1,376,023	\$8,479,342	\$1,130,291,229	\$40,769,677	\$0	\$0		
HENRY	14002	\$95,339,515	\$18,476,642	\$202,814	\$1,332,293	\$5,035,142	\$4,562,132	\$59,941	\$0		
HERREID	10001	\$232,824,533	\$19,371,617	\$600,169	\$2,353,439	\$24,670,964	\$19,814,667	\$1	\$0		
HIGHMORE - HARROLD	34002	\$730,291,218	\$37,397,625	\$753,302	\$2,706,522	\$39,261,500	\$2,720,040	\$4	\$1		
HILL CITY	51002	\$4,182,510	\$340,487,763	\$5,527,133	\$4,521,209	\$396,784,583	\$19,538,994	\$0	\$0		
HITCHCOCK - TULARE	56006	\$562,866,834	\$41,779,315	\$552,042	\$2,676,265	\$24,285,246	\$38,948,158	\$0	\$1		
HOT SPRINGS	23002	\$55,233,359	\$369,120,641	\$16,721,225	\$23,556,635	\$222,822,665	\$18,961,366	\$476,922	\$0		
HOVEN	53002	\$532,854,908	\$28,014,008	\$5,017,796	\$1,927,393	\$24,137,850	\$963,570	\$0	\$0		
HOWARD	48003	\$545,386,419	\$68,164,683	\$186,163	\$705,886	\$30,781,702	\$60,521,941	\$0	\$0		
HURON	2002	\$479,738,770	\$558,074,129	\$3,448,012	\$6,811,058	\$326,169,962	\$69,171,447	\$3	\$2		
IPSWICH PUBLIC	22006	\$463,976,646	\$141,852,643	\$1,630,142	\$4,494,381	\$115,378,534	\$36,254,240	\$1	\$0		
IRENE - WAKONDA	13003	\$370,613,395	\$74,283,753	\$160,503	\$1,044,387	\$21,378,343	\$18,350,579	\$0	\$0		
IROQUOIS	2003	\$418,090,332	\$42,342,779	\$367,506	\$1,736,463	\$13,050,124	\$59,550,312	\$0	\$0		
JONES COUNTY	37003	\$285,104,739	\$19,398,334	\$754,784	\$2,047,360	\$23,885,982	\$19,826	\$0	\$0		
KADOKA AREA	35002	\$341,023,055	\$23,466,232	\$2,007,712	\$8,576,462	\$26,649,985	\$61,303	\$0	\$0		
KIMBALL	7002	\$469,798,789	\$35,045,204	\$590,328	\$1,621,646	\$34,619,708	\$1,314,455	\$0	\$0		
LAKE PRESTON	38003	\$250,546,936	\$56,859,253	\$843,317	\$660,109	\$35,564,199	\$4,884,940	\$0	\$0		

		Taxable	Taxable	Taxable	Taxable	Taxable	Taxable				
		Local Effort	Local Effort			Local Effort	Local Effort	Local Effort	Local Effort		
District Name	District Number	Agricultural (Ag)	Owner Occupied (OO)	Mobile Home	Mobile Home Owner Occupied	Other	Utility	Ag Disc	OO Disc	M Disc	MOO Disc
LANGFORD AREA	45005	\$414,056,251	\$51,689,485	\$512,764	\$1,176,738	\$21,208,052	\$14,117,190	\$0	\$0		
LEAD-DEADWOOD	40001	\$5,452,627	\$471,025,515	\$3,191,870	\$8,589,933	\$923,821,288	\$25,553,131	\$0	\$0		
LEMMON	52004	\$394,225,037	\$43,268,096	\$1,401,326	\$3,880,907	\$37,162,122	\$3,010,829	\$0	\$0		
LENNOX	41004	\$257,604,946	\$484,717,044	\$870,500	\$5,408,518	\$167,019,786	\$19,021,894	\$8	\$0		
LEOLA	44002	\$348,898,510	\$26,565,887	\$271,105	\$1,981,499	\$9,180,891	\$15,846,630	\$2	\$0		
LYMAN	42001	\$549,083,653	\$41,897,536	\$1,796,814	\$3,494,178	\$48,719,317	\$12,145	\$0	\$0		
MADISON CENTRAL	39002	\$309,935,452	\$531,166,515	\$2,406,910	\$2,731,470	\$292,874,375	\$28,532,588	\$0	\$0		
MARION	60003	\$146,280,131	\$85,739,941	\$229,065	\$1,200,995	\$43,115,800	\$2,143,953	\$9	\$0		
MC COOK CENTRAL	43007	\$305,587,095	\$95,617,388	\$124,700	\$564,313	\$35,927,857	\$4,379,937	\$0	\$0		
MC INTOSH	15001	\$182,491,611	\$4,395,653	\$196,024	\$1,265,191	\$3,434,833	\$1,146,570	\$0	\$0		
MC LAUGHLIN	15002	\$182,778,054	\$6,867,401	\$522,106	\$1,316,845	\$18,241,195	\$433,462	\$0	\$0		
MEADE	46001	\$546,061,133	\$1,343,929,831	\$15,843,554	\$56,131,777	\$603,473,878	\$34,267,083	\$1,198,705	\$0		
MENNO	33002	\$216,073,744	\$39,944,279	\$99,959	\$550,816	\$14,222,277	\$28,082,982	\$0	\$0		
MILBANK	25004	\$519,192,671	\$273,759,552	\$1,278,382	\$3,417,331	\$150,332,777	\$108,714,328	\$0	\$0		
MILLER AREA	29004	\$1,144,755,870	\$105,753,291	\$772,858	\$2,250,946	\$68,037,747	\$1,536,970	\$1	\$0		
MITCHELL	17002	\$257,408,510	\$929,570,370	\$3,146,966	\$4,464,086	\$601,601,704	\$31,782,479	\$0	\$0		
MOBRIDGE - POLLOCK	62006	\$144,127,399	\$137,159,804	\$1,779,596	\$3,182,305	\$88,687,006	\$7,057,677	\$0	\$0		
MONTROSE	43002	\$151,928,758	\$56,828,111	\$68,400	\$649,155	\$9,864,709	\$8,550,781	\$0	\$0		
MOUNT VERNON	17003	\$186,409,160	\$38,082,557	\$273,815	\$847,197	\$15,503,912	\$986,730	\$10	\$0		
NEW UNDERWOOD	51003	\$95,206,904	\$52,236,677	\$1,267,442	\$2,078,403	\$19,800,831	\$14,237	\$0	\$0		
NEWELL	9002	\$233,889,597	\$77,518,641	\$3,617,481	\$14,503,858	\$41,585,059	\$3,188,223	\$597,555	\$0		
NORTHWESTERN AREA	56007	\$710,676,900	\$46,469,076	\$409,806	\$3,194,699	\$19,826,861	\$28,082,697	\$0	\$0		
OELRICHS	23003	\$55,448,290	\$12,547,850	\$414,690	\$2,383,210	\$4,680,750	\$2,534,865	\$398,342	\$0		
OGLALA LAKOTA	65001	\$48,075,960	\$4,484,200	\$422,350	\$393,600	\$6,825,140	\$1,065,922	\$0	\$0		
OLDHAM-RAMONA-RUTLAND	39006	\$428,427,883	\$67,077,062	\$167,690	\$797,651	\$13,225,767	\$2,774,230	\$1	\$0	\$0	\$0
PARKER	60004	\$182,849,619	\$179,917,279	\$332,565	\$1,799,650	\$42,063,610	\$1,484,698	\$19	\$0		
PARKSTON	33003	\$396,215,223	\$122,301,716	\$186,127	\$689,201	\$33,865,991	\$3,675,602	\$11	\$0		
PIERRE	32002	\$194,037,121	\$952,945,808	\$7,016,823	\$26,618,316	\$473,180,471	\$3,431,800	\$0	\$0		
PLANKINTON	1001	\$294,761,662	\$34,292,542	\$386,689	\$1,794,388	\$24,237,220	\$400,980	\$0	\$0		
PLATTE - GEDDES	11005	\$590,342,568	\$132,295,448	\$1,108,877	\$1,933,120	\$85,995,937	\$2,285,193	\$0	\$0		
RAPID CITY	51004	\$59,308,269	\$6,708,043,460	\$33,460,656	\$53,703,506	\$3,735,423,553	\$156,611,726	\$0	\$0		
REDFIELD	56004	\$428,232,224	\$100,725,171	\$443,171	\$1,893,696	\$77,664,199	\$32,699,726	\$0	\$2		
ROSHOLT	54004	\$174,121,551	\$24,749,007	\$149,764	\$548,709	\$23,958,985	\$1,294,947	\$0	\$0		
SANBORN CENTRAL	55005	\$417,493,178	\$34,183,298	\$389,253	\$877,262	\$13,121,414	\$945,436	\$0	\$0		
SCOTLAND	4003	\$334,067,669	\$50,035,793	\$110,880	\$1,959,074	\$24,963,560	\$3,456,433	\$1	\$0		
SELBY AREA	62005	\$479,672,087	\$51,164,299	\$4,798,974	\$5,373,469	\$45,731,637	\$15,755,083	\$0	\$0		
SIOUX FALLS	49005	\$14,033,128	\$9,466,928,437	\$19,963,655	\$25,442,950	\$6,519,133,567	\$170,144,099	\$0	\$0		
SIOUX VALLEY	5005	\$223,781,386	\$168,336,875	\$1,447,300	\$2,120,100	\$66,015,615	\$2,072,982	\$2,907	\$0		
SISSETON PUBLIC	54002	\$675,820,274	\$149,914,246	\$2,122,808	\$4,227,765	\$100,689,071	\$6,844,237	\$0	\$0		
SMEE	15003	\$14,283,734	\$169,643	\$906	\$153,756	\$329,924	\$318,938	\$0	\$0		
SOUTH CENTRAL	26005	\$130,914,224	\$19,029,157	\$279,497	\$1,095,106	\$16,749,726	\$0	\$0	\$0		

District Name	District Number	Taxable	Taxable	Taxable	Taxable	Taxable	Taxable	Local Effort	Local Effort	M Disc	MOO Disc
		Local Effort	Local Effort	Local Effort	Local Effort	Local Effort	Local Effort				
		Agricultural (Ag)	Owner Occupied (OO)	Mobile Home	Mobile Home Owner Occupied	Other	Utility	Ag Disc	OO Disc		
SPEARFISH	40002	\$45,438,424	\$1,356,073,946	\$13,191,522	\$37,018,476	\$690,743,615	\$27,631,734	\$0	\$0		
STANLEY COUNTY	57001	\$323,178,778	\$208,910,305	\$1,537,476	\$9,873,284	\$109,765,340	\$1,194,417	\$0	\$0		
SUMMIT	54006	\$133,847,781	\$12,001,065	\$681,222	\$444,853	\$6,555,262	\$10,684,039	\$0	\$1		
TEA AREA	41005	\$23,426,251	\$669,665,247	\$0	\$390,092	\$314,294,491	\$4,671,754	\$0	\$0		
TIMBER LAKE	20003	\$206,082,578	\$13,673,982	\$709,244	\$2,749,510	\$10,772,153	\$6,722	\$0	\$0		
TODD COUNTY	66001	\$175,987,298	\$12,689,241	\$1,029,760	\$2,196,243	\$17,620,059	\$522,257	\$0	\$0		
TRIPP-DELMONT	33005	\$322,930,885	\$31,036,463	\$115,000	\$558,540	\$24,562,025	\$3,611,751	\$0	\$0		
TRI-VALLEY	49006	\$183,676,755	\$462,076,870	\$151,400	\$633,360	\$249,487,930	\$3,555,930	\$0	\$0		
VERMILLION	13001	\$244,930,654	\$389,685,376	\$5,166,319	\$2,926,936	\$259,386,453	\$3,461,829	\$0	\$0		
VIBORG/HURLEY	60006	\$295,023,213	\$138,727,276	\$851,210	\$2,471,115	\$51,276,116	\$300,060	\$0	\$0		
WAGNER COMMUNITY	11004	\$304,999,869	\$68,735,667	\$695,339	\$1,680,279	\$42,054,863	\$1,895,462	\$0	\$0		
WALL	51005	\$231,475,503	\$53,784,777	\$1,968,433	\$3,061,350	\$49,487,763	\$165,187	\$0	\$0		
WARNER	6005	\$209,762,389	\$57,354,797	\$265,865	\$518,214	\$9,998,043	\$5,124,347	\$14,591	\$0		
WATERTOWN	14004	\$297,335,813	\$1,658,423,165	\$6,538,318	\$10,689,090	\$888,794,709	\$14,662,760	\$463,492	\$0		
WAUBAY	18003	\$121,401,267	\$39,326,293	\$532,922	\$1,156,535	\$39,363,512	\$9,769,862	\$0	\$0		
WAVERLY	14005	\$218,625,597	\$30,928,543	\$183,065	\$978,657	\$7,623,060	\$4,304,009	\$65,465	\$0		
WEBSTER AREA	18005	\$350,047,242	\$185,005,352	\$1,753,941	\$1,770,072	\$158,023,246	\$17,033,068	\$9,787	\$0		
WESSINGTON SPRINGS	36002	\$645,594,149	\$39,210,632	\$258,675	\$1,502,882	\$24,123,306	\$630,372	\$0	\$0		
WEST CENTRAL	49007	\$165,386,788	\$558,769,233	\$552,295	\$2,041,475	\$152,233,707	\$26,226,698	\$0	\$0		
WHITE LAKE	1003	\$238,366,058	\$18,895,159	\$306,760	\$993,357	\$7,922,984	\$1,321,536	\$0	\$0		
WHITE RIVER	47001	\$144,320,876	\$10,588,914	\$598,552	\$1,957,873	\$8,491,570	\$63,883	\$0	\$0		
WILLOW LAKE	12003	\$370,307,374	\$45,945,278	\$398,487	\$569,516	\$15,884,829	\$31,996,963	\$0	\$0		
WILMOT	54007	\$196,560,629	\$41,623,260	\$717,458	\$1,536,294	\$31,722,090	\$1,840,417	\$0	\$0		
WINNER	59002	\$670,044,065	\$126,288,996	\$2,608,069	\$5,022,510	\$94,223,658	\$736	\$0	\$0		
WOLSEY - WESSINGTON	2006	\$426,038,034	\$45,951,008	\$612,473	\$1,989,674	\$27,332,859	\$10,324,535	\$1	\$1		
WOONSOCKET	55004	\$211,737,933	\$36,267,592	\$224,845	\$958,760	\$16,714,756	\$2,263,869	\$0	\$1		
YANKTON	63003	\$229,324,762	\$1,052,484,964	\$4,247,324	\$9,016,587	\$478,786,061	\$54,579,977	\$0	\$0		
		\$43,128,200,763	\$48,038,878,741	\$289,555,015	\$664,988,843	\$26,664,139,402	\$2,452,190,625	\$3,704,598	\$95,668	\$0	\$0

Provided by Department of Revenue & Regulation, Wendy Semmler, 605-773-4923

OLDHAM-RAMONA	39005	\$261,373,529	\$27,814,153	\$32,573	\$457,675	\$11,011,904	\$2,390,728	\$1	\$0		
RUTLAND	39004	\$167,054,354	\$39,262,909	\$135,117	\$339,976	\$2,213,863	\$383,502	\$0	\$0		

# Final Pay 2023 Valua

as of 1/5/2023

District Name	Local Effort	Local Effort	Local Effort	M TIF	MOO TIF	Local Effort	Local Effort	Total Ag	Total OO	Total Other
	Oth Disc	Ag TIF	OO TIF			Oth TIF	Utility TIF			
ABERDEEN	\$42,197,045	\$5,725	\$73,423,203	\$0	\$0	\$18,675,378	\$0	377,611,743	1,633,682,534	854,520,067
AGAR - BLUNT - ONIDA	\$0	\$0	\$0	\$0	\$0	\$0	\$0	927,256,301	92,377,471	109,434,546
ALCESTER-HUDSON	\$1	\$0	\$0	\$0	\$0	\$0	\$0	251,766,154	102,837,886	52,194,626
ANDES CENTRAL	\$2	\$0	\$0	\$0	\$0	\$0	\$0	149,307,141	51,300,060	74,402,617
ARLINGTON	\$2	\$0	\$0	\$0	\$0	\$0	\$0	265,993,035	109,306,019	64,988,476
ARMOUR	\$0	\$0	\$0	\$0	\$0	\$0	\$0	164,250,525	25,716,092	15,000,563
AVON	\$0	\$0	\$0	\$0	\$0	\$0	\$0	194,536,473	32,348,493	13,604,077
BALTIC	\$248,539	\$0	\$0	\$0	\$0	\$0	\$0	67,015,365	184,673,560	35,559,784
BELLE FOURCHE	\$3,078,088	\$0	\$0	\$0	\$0	\$0	\$0	104,050,361	438,867,869	226,238,775
BENNETT COUNTY	\$0	\$0	\$0	\$0	\$0	\$0	\$0	201,329,298	32,704,040	20,923,308
BERESFORD	\$0	\$0	\$0	\$0	\$0	\$0	\$0	315,483,233	201,313,568	82,218,885
BIG STONE CITY	\$0	\$0	\$0	\$0	\$0	\$0	\$0	12,171,473	43,780,740	63,906,128
BISON	\$0	\$0	\$0	\$0	\$0	\$0	\$0	304,425,051	18,491,282	12,014,927
BON HOMME	\$0	\$0	\$0	\$0	\$0	\$0	\$0	363,651,729	113,161,998	52,256,146
BOWDLE	\$0	\$0	\$0	\$0	\$0	\$0	\$0	208,159,985	14,424,368	28,324,079
BRANDON VALLEY	\$5,062,600	\$0	\$0	\$0	\$0	\$0	\$0	130,242,780	2,179,286,870	712,099,051
BRIDGEWATER - EMERY	\$0	\$0	\$0	\$0	\$0	\$0	\$0	298,017,625	59,181,891	46,227,323
BRITTON - HECLA	\$0	\$0	\$0	\$0	\$0	\$0	\$0	617,411,183	134,213,982	104,248,038
BROOKINGS	\$0	\$54,825	\$0	\$0	\$0	\$30,729,940	\$0	216,407,920	1,141,507,884	767,095,610
BURKE	\$0	\$0	\$0	\$0	\$0	\$0	\$0	167,221,265	38,395,755	20,932,723
CANISTOTA	\$0	\$0	\$0	\$0	\$0	\$0	\$0	147,389,010	71,770,923	22,527,394
CANTON	\$104,843	\$0	\$0	\$0	\$0	\$0	\$0	260,810,839	452,323,099	146,798,750
CASTLEWOOD	\$0	\$0	\$0	\$0	\$0	\$0	\$0	181,408,662	80,982,571	28,577,357
CENTERVILLE	\$0	\$0	\$0	\$0	\$0	\$0	\$0	205,843,587	84,849,806	22,962,645
CHAMBERLAIN	\$0	\$0	\$0	\$0	\$0	\$0	\$0	466,299,836	154,691,786	128,866,484
CHESTER AREA	\$36	\$0	\$0	\$0	\$0	\$0	\$0	169,485,761	164,596,627	108,750,041
CLARK	\$0	\$0	\$544,747	\$0	\$0	\$20,982	\$0	672,018,278	117,431,402	120,240,833
COLMAN-EGAN	\$0	\$0	\$0	\$0	\$0	\$0	\$0	185,277,880	69,112,743	26,421,174
COLOME CONSOLIDATED	\$0	\$0	\$0	\$0	\$0	\$0	\$0	318,578,881	17,148,819	10,898,397
CORSICA-STICKNEY	\$0	\$0	\$0	\$0	\$0	\$0	\$0	438,005,350	52,177,702	26,939,989
CUSTER	\$0	\$6,338	\$78,058	\$0	\$0	\$6,772,955	\$0	159,266,504	878,483,890	603,721,931
DAKOTA VALLEY	\$0	\$0	\$0	\$0	\$0	\$0	\$0	21,335,045	796,125,072	339,777,848
DE SMET	\$2	\$0	\$0	\$0	\$0	\$0	\$0	358,693,186	82,674,387	67,099,348
DELL RAPIDS	\$922,316	\$0	\$0	\$0	\$0	\$0	\$0	253,508,367	422,895,902	108,570,971
DEUBROOK AREA	\$0	\$0	\$0	\$0	\$0	\$0	\$0	308,202,513	102,082,323	70,040,000
DEUEL	\$0	\$0	\$0	\$0	\$0	\$0	\$0	451,285,682	157,959,219	114,226,876
DOLAND	\$0	\$0	\$0	\$0	\$0	\$0	\$0	476,838,190	26,225,531	18,351,096
DOUGLAS	\$2,247,006	\$0	\$0	\$0	\$0	\$0	\$0	33,546,299	615,232,026	209,640,383
DUPREE	\$0	\$0	\$0	\$0	\$0	\$0	\$0	226,086,161	3,442,615	4,602,501

	Local Effort	Local Effort	Local Effort			Local Effort	Local Effort			
District Name	Oth Disc	Ag TIF	OO TIF	M TIF	MOO TIF	Oth TIF	Utility TIF	Total Ag	Total OO	Total Other
EAGLE BUTTE	\$0	\$0	\$0	\$0	\$0	\$0	\$0	181,249,941	7,650,066	25,381,074
EDGEMONT	\$417,414	\$0	\$0	\$0	\$0	\$0	\$0	52,934,512	33,405,300	112,061,319
EDMUNDS CENTRAL	\$0	\$0	\$0	\$0	\$0	\$0	\$0	428,852,885	19,450,765	66,034,283
ELK MOUNTAIN	\$0	\$0	\$0	\$0	\$0	\$0	\$0	19,689,498	23,159,138	39,557,102
ELK POINT-JEFFERSON	\$0	\$0	\$0	\$0	\$0	\$0	\$0	308,146,996	250,789,857	63,666,744
ELKTON	\$0	\$0	\$1,504,442	\$0	\$0	\$1,344,103	\$0	216,926,373	63,985,812	194,729,794
ESTELLINE	\$0	\$0	\$0	\$0	\$0	\$0	\$0	208,219,963	90,021,737	109,301,088
ETHAN	\$1	\$0	\$0	\$0	\$0	\$0	\$0	116,120,486	35,387,201	11,351,859
EUREKA	\$1	\$0	\$0	\$0	\$0	\$0	\$0	424,369,991	30,417,726	48,659,230
FAITH	\$56,000	\$0	\$0	\$0	\$0	\$0	\$0	112,135,493	16,670,901	12,502,276
FAULKTON AREA SCHOOLS	\$1	\$0	\$0	\$0	\$0	\$512,043	\$0	798,485,018	40,939,616	41,577,646
FLANDREAU	\$0	\$0	\$0	\$0	\$0	\$0	\$0	371,650,297	123,681,864	46,107,236
FLORENCE	\$0	\$0	\$0	\$0	\$0	\$0	\$0	115,224,433	28,944,361	5,587,311
FREDERICK AREA	\$104,042	\$0	\$0	\$0	\$0	\$0	\$0	312,177,705	29,806,626	22,702,674
FREEMAN	\$0	\$0	\$0	\$0	\$0	\$0	\$0	309,936,392	107,842,378	54,668,390
GARRETSON	\$381,308	\$0	\$0	\$0	\$0	\$0	\$0	123,940,625	204,904,975	47,750,365
GAYVILLE-VOLIN	\$0	\$0	\$0	\$0	\$0	\$0	\$0	108,336,381	34,963,276	8,257,113
GETTYSBURG	\$0	\$0	\$0	\$0	\$0	\$0	\$0	218,552,508	50,986,968	35,914,725
GREGORY	\$0	\$0	\$0	\$0	\$0	\$0	\$0	285,783,467	61,410,110	45,541,805
GROTON AREA	\$1	\$0	\$0	\$0	\$0	\$0	\$0	913,605,869	142,293,813	200,115,883
HAAKON	\$1	\$0	\$0	\$0	\$0	\$0	\$0	429,917,918	45,734,500	37,879,160
HAMLIN	\$1	\$0	\$0	\$0	\$0	\$0	\$0	459,813,098	199,213,651	144,313,297
HANSON	\$0	\$0	\$1,672,199	\$0	\$0	\$226,272	\$0	296,535,967	73,246,411	34,768,751
HARDING COUNTY	\$0	\$0	\$0	\$0	\$0	\$0	\$0	301,190,256	32,661,825	53,776,232
HARRISBURG	\$0	\$0	\$0	\$0	\$0	\$0	\$0	76,966,741	2,909,247,404	1,171,060,906
HENRY	\$0	\$0	\$0	\$0	\$0	\$0	\$0	95,399,456	18,476,642	9,597,274
HERREID	\$0	\$0	\$0	\$0	\$0	\$0	\$0	232,824,534	19,371,617	44,485,631
HIGHMORE - HARROLD	\$0	\$0	\$0	\$0	\$0	\$0	\$0	730,291,222	37,397,626	41,981,540
HILL CITY	\$0	\$0	\$0	\$0	\$0	\$0	\$0	4,182,510	340,487,763	416,323,577
HITCHCOCK - TULARE	\$0	\$0	\$0	\$0	\$0	\$0	\$0	562,866,834	41,779,316	63,233,404
HOT SPRINGS	\$2,313,416	\$0	\$0	\$0	\$0	\$0	\$0	55,710,281	369,120,641	244,097,447
HOVEN	\$0	\$0	\$0	\$0	\$0	\$0	\$0	532,854,908	28,014,008	25,101,420
HOWARD	\$0	\$0	\$1,122,814	\$0	\$0	\$293,885	\$0	545,386,419	69,287,497	91,597,528
HURON	\$0	\$0	\$0	\$0	\$0	\$0	\$0	479,738,773	558,074,131	395,341,409
IPSWICH PUBLIC	\$1	\$0	\$0	\$0	\$0	\$0	\$0	463,976,647	141,852,643	151,632,775
IRENE - WAKONDA	\$1	\$0	\$0	\$0	\$0	\$0	\$0	370,613,395	74,283,753	39,728,923
IROQUOIS	\$0	\$0	\$0	\$0	\$0	\$0	\$0	418,090,332	42,342,779	72,600,436
JONES COUNTY	\$0	\$0	\$0	\$0	\$0	\$0	\$0	285,104,739	19,398,334	23,905,808
KADOKA AREA	\$0	\$0	\$0	\$0	\$0	\$0	\$0	341,023,055	23,466,232	26,711,288
KIMBALL	\$0	\$0	\$0	\$0	\$0	\$0	\$0	469,798,789	35,045,204	35,934,163
LAKE PRESTON	\$0	\$0	\$0	\$0	\$0	\$0	\$0	250,546,936	56,859,253	40,449,139

	Local Effort	Local Effort	Local Effort			Local Effort	Local Effort			
District Name	Oth Disc	Ag TIF	OO TIF	M TIF	MOO TIF	Oth TIF	Utility TIF	Total Ag	Total OO	Total Other
LANGFORD AREA	\$0	\$0	\$0	\$0	\$0	\$0	\$0	414,056,251	51,689,485	35,325,242
LEAD-DEADWOOD	\$8	\$0	\$0	\$0	\$0	\$0	\$0	5,452,627	471,025,515	949,374,427
LEMMON	\$6	\$0	\$0	\$0	\$0	\$0	\$0	394,225,037	43,268,096	40,172,957
LENNOX	\$0	\$0	\$0	\$0	\$0	\$0	\$0	257,604,954	484,717,044	186,041,680
LEOLA	\$0	\$0	\$0	\$0	\$0	\$0	\$0	348,898,512	26,565,887	25,027,521
LYMAN	\$0	\$0	\$0	\$0	\$0	\$0	\$0	549,083,653	41,897,536	48,731,462
MADISON CENTRAL	\$265	\$0	\$0	\$0	\$0	\$0	\$0	309,935,452	531,166,515	321,407,228
MARION	\$6	\$0	\$0	\$0	\$0	\$0	\$0	146,280,140	85,739,941	45,259,759
MC COOK CENTRAL	\$0	\$0	\$0	\$0	\$0	\$0	\$0	305,587,095	95,617,388	40,307,794
MC INTOSH	\$0	\$0	\$0	\$0	\$0	\$0	\$0	182,491,611	4,395,653	4,581,403
MC LAUGHLIN	\$0	\$0	\$0	\$0	\$0	\$0	\$0	182,778,054	6,867,401	18,674,657
MEADE	\$19,221,883	\$0	\$20,487,012	\$0	\$1,254,341	\$2,012,575	\$0	547,259,838	1,364,416,843	658,975,419
MENNO	\$0	\$0	\$0	\$0	\$0	\$0	\$0	216,073,744	39,944,279	42,305,259
MILBANK	\$1	\$0	\$0	\$0	\$0	\$203,934	\$0	519,192,671	273,759,552	259,251,040
MILLER AREA	\$1	\$0	\$0	\$0	\$0	\$0	\$0	1,144,755,871	105,753,291	69,574,718
MITCHELL	\$8	\$0	\$0	\$0	\$0	\$0	\$0	257,408,510	929,570,370	633,384,191
MOBRIDGE - POLLOCK	\$0	\$0	\$0	\$0	\$0	\$0	\$0	144,127,399	137,159,804	95,744,683
MONTROSE	\$0	\$0	\$0	\$0	\$0	\$0	\$0	151,928,758	56,828,111	18,415,490
MOUNT VERNON	\$4	\$0	\$0	\$0	\$0	\$0	\$0	186,409,170	38,082,557	16,490,646
NEW UNDERWOOD	\$0	\$0	\$0	\$0	\$0	\$0	\$0	95,206,904	52,236,677	19,815,068
NEWELL	\$496,387	\$0	\$0	\$0	\$0	\$0	\$0	234,487,152	77,518,641	45,269,669
NORTHWESTERN AREA	\$0	\$0	\$0	\$0	\$0	\$0	\$0	710,676,900	46,469,076	47,909,558
OELRICHS	\$108,888	\$0	\$0	\$0	\$0	\$0	\$0	55,846,632	12,547,850	7,324,503
OGLALA LAKOTA	\$0	\$0	\$0	\$0	\$0	\$0	\$0	48,075,960	4,484,200	7,891,062
OLDHAM-RAMONA-RUTLAND	\$0	\$0	\$0	\$0	\$0	\$0	\$0	\$428,427,884	\$67,077,062	\$15,999,997
PARKER	\$0	\$0	\$0	\$0	\$0	\$0	\$0	182,849,638	179,917,279	43,548,308
PARKSTON	\$0	\$0	\$0	\$0	\$0	\$0	\$0	396,215,234	122,301,716	37,541,593
PIERRE	\$0	\$0	\$0	\$0	\$0	\$0	\$0	194,037,121	952,945,808	476,612,271
PLANKINTON	\$0	\$0	\$0	\$0	\$0	\$0	\$0	294,761,662	34,292,542	24,638,200
PLATTE - GEDDES	\$0	\$0	\$0	\$0	\$0	\$0	\$0	590,342,568	132,295,448	88,281,130
RAPID CITY	\$1,073,541	\$0	\$13,208,583	\$0	\$0	\$80,394,244	\$31,759,937	59,308,269	6,721,252,043	4,005,263,001
REDFIELD	\$0	\$0	\$0	\$0	\$0	\$0	\$0	428,232,224	100,725,173	110,363,925
ROSHOLT	\$0	\$0	\$0	\$0	\$0	\$0	\$0	174,121,551	24,749,007	25,253,932
SANBORN CENTRAL	\$0	\$0	\$0	\$0	\$0	\$0	\$0	417,493,178	34,183,298	14,066,850
SCOTLAND	\$0	\$0	\$0	\$0	\$0	\$0	\$0	334,067,670	50,035,793	28,419,993
SELBY AREA	\$0	\$0	\$0	\$0	\$0	\$0	\$0	479,672,087	51,164,299	61,486,720
SIOUX FALLS	\$21,397,914	\$0	\$6,167,228	\$0	\$0	\$17,253,799	\$0	14,033,128	9,473,095,665	6,727,929,379
SIOUX VALLEY	\$0	\$144,507	\$11,890,538	\$0	\$0	\$8,685,043	\$0	223,928,800	180,227,413	76,773,640
SISSETON PUBLIC	\$0	\$0	\$0	\$0	\$0	\$0	\$0	675,820,274	149,914,246	107,533,308
SMEE	\$0	\$0	\$0	\$0	\$0	\$0	\$0	14,283,734	169,643	648,862
SOUTH CENTRAL	\$0	\$0	\$0	\$0	\$0	\$0	\$0	130,914,224	19,029,157	16,749,726

	Local Effort	Local Effort	Local Effort			Local Effort	Local Effort			
District Name	Oth Disc	Ag TIF	OO TIF	M TIF	MOO TIF	Oth TIF	Utility TIF	Total Ag	Total OO	Total Other
SPEARFISH	\$0	\$0	\$0	\$0	\$0	\$0	\$0	45,438,424	1,356,073,946	718,375,349
STANLEY COUNTY	\$0	\$0	\$0	\$0	\$0	\$0	\$0	323,178,778	208,910,305	110,959,757
SUMMIT	\$0	\$0	\$0	\$0	\$0	\$0	\$0	133,847,781	12,001,066	17,239,301
TEA AREA	\$0	\$0	\$0	\$0	\$0	\$0	\$0	23,426,251	669,665,247	318,966,245
TIMBER LAKE	\$0	\$0	\$0	\$0	\$0	\$0	\$0	206,082,578	13,673,982	10,778,875
TODD COUNTY	\$0	\$0	\$0	\$0	\$0	\$0	\$0	175,987,298	12,689,241	18,142,316
TRIPP-DELMONT	\$0	\$0	\$0	\$0	\$0	\$0	\$0	322,930,885	31,036,463	28,173,776
TRI-VALLEY	\$16,748,921	\$0	\$0	\$0	\$0	\$0	\$0	183,676,755	462,076,870	269,792,781
VERMILLION	\$0	\$0	\$0	\$0	\$0	\$0	\$0	244,930,654	389,685,376	262,848,282
VIBORG/HURLEY	\$5	\$0	\$0	\$0	\$0	\$0	\$0	295,023,213	138,727,276	51,576,181
WAGNER COMMUNITY	\$0	\$0	\$0	\$0	\$0	\$0	\$0	304,999,869	68,735,667	43,950,325
WALL	\$0	\$0	\$0	\$0	\$0	\$0	\$0	231,475,503	53,784,777	49,652,950
WARNER	\$0	\$0	\$0	\$0	\$0	\$0	\$0	209,776,980	57,354,797	15,122,390
WATERTOWN	\$23,987,519	\$0	\$0	\$0	\$0	\$4,405,008	\$0	297,799,305	1,658,423,165	931,849,996
WAUBAY	\$0	\$0	\$0	\$0	\$0	\$0	\$0	121,401,267	39,326,293	49,133,374
WAVERLY	\$0	\$0	\$0	\$0	\$0	\$0	\$0	218,691,062	30,928,543	11,927,069
WEBSTER AREA	\$20,914	\$0	\$0	\$0	\$0	\$0	\$0	350,057,029	185,005,352	175,077,228
WESSINGTON SPRINGS	\$0	\$0	\$0	\$0	\$0	\$0	\$0	645,594,149	39,210,632	24,753,678
WEST CENTRAL	\$1,995,541	\$0	\$0	\$0	\$0	\$0	\$0	165,386,788	558,769,233	180,455,946
WHITE LAKE	\$0	\$0	\$0	\$0	\$0	\$0	\$0	238,366,058	18,895,159	9,244,520
WHITE RIVER	\$0	\$0	\$0	\$0	\$0	\$0	\$0	144,320,876	10,588,914	8,555,453
WILLOW LAKE	\$0	\$0	\$0	\$0	\$0	\$0	\$0	370,307,374	45,945,278	47,881,792
WILMOT	\$0	\$0	\$0	\$0	\$0	\$0	\$0	196,560,629	41,623,260	33,562,507
WINNER	\$745,432	\$0	\$0	\$0	\$0	\$0	\$0	670,044,065	126,288,996	94,969,826
WOLSEY - WESSINGTON	\$1	\$0	\$0	\$0	\$0	\$0	\$0	426,038,035	45,951,009	37,657,395
WOONSOCKET	\$0	\$0	\$0	\$0	\$0	\$0	\$0	211,737,933	36,267,593	18,978,625
YANKTON	\$3	\$0	\$0	\$0	\$0	\$0	\$0	229,324,762	1,052,484,964	533,366,041
	\$142,929,916	\$211,395	\$130,098,824	\$0	\$1,254,341	\$171,530,161	\$31,759,937	43,132,116,756	48,169,073,233	29,462,550,041

OLDHAM-RAMONA	\$0	\$0	\$0	\$0	\$0	\$0	\$0	261,373,530	27,814,153	13,402,632
RUTLAND	\$0	\$0	\$0	\$0	\$0	\$0	\$0	167,054,354	39,262,909	2,597,365

# Final Pay 2023 Valua

as of 1/5/2023

District Name	2nd Half Local Effort
ABERDEEN	5,442,042
AGAR - BLUNT - ONIDA	1,117,401
ALCESTER-HUDSON	492,800
ANDES CENTRAL	414,525
ARLINGTON	552,697
ARMOUR	198,358
AVON	224,686
BALTIC	439,236
BELLE FOURCHE	1,453,250
BENNETT COUNTY	252,938
BERESFORD	780,964
BIG STONE CITY	276,571
BISON	273,389
BON HOMME	584,922
BOWDLE	253,074
BRANDON VALLEY	5,655,889
BRIDGEWATER - EMERY	438,944
BRITTON - HECLA	953,797
BROOKINGS	4,306,451
BURKE	238,415
CANISTOTA	280,802
CANTON	1,329,956
CASTLEWOOD	337,090
CENTERVILLE	341,915
CHAMBERLAIN	959,745
CHESTER AREA	709,263
CLARK	1,015,849
COLMAN-EGAN	314,834
COLOME CONSOLIDATED	277,461
CORSICA-STICKNEY	462,769
CUSTER	3,351,409
DAKOTA VALLEY	2,299,483
DE SMET	581,897
DELL RAPIDS	1,159,565
DEUBROOK AREA	586,366
DEUEL	908,327
DOLAND	422,574
DOUGLAS	1,621,664
DUPREE	173,728

District Name	2nd Half Local Effort
EAGLE BUTTE	215,142
EDGEMONT	440,399
EDMUNDS CENTRAL	529,964
ELK MOUNTAIN	173,466
ELK POINT-JEFFERSON	792,857
ELKTON	859,419
ESTELLINE	623,727
ETHAN	168,812
EUREKA	488,824
FAITH	141,203
FAULKTON AREA SCHOOLS	737,296
FLANDREAU	587,007
FLORENCE	140,201
FREDERICK AREA	329,623
FREEMAN	547,843
GARRETSON	547,283
GAYVILLE-VOLIN	153,104
GETTYSBURG	339,813
GREGORY	431,846
GROTON AREA	1,470,187
HAAKON	481,944
HAMLIN	1,071,898
HANSON	423,229
HARDING COUNTY	424,497
HARRISBURG	8,179,633
HENRY	123,395
HERREID	328,384
HIGHMORE - HARROLD	686,732
HILL CITY	1,834,836
HITCHCOCK - TULARE	646,422
HOT SPRINGS	1,370,362
HOVEN	484,737
HOWARD	765,901
HURON	2,424,114
IPSWICH PUBLIC	1,010,401
IRENE - WAKONDA	490,901
IROQUOIS	578,232
JONES COUNTY	299,118
KADOKA AREA	352,247
KIMBALL	486,678
LAKE PRESTON	384,853

District Name	2nd Half Local Effort
LANGFORD AREA	472,163
LEAD-DEADWOOD	3,715,883
LEMMON	461,113
LENNOX	1,500,913
LEOLA	357,023
LYMAN	591,477
MADISON CENTRAL	2,034,282
MARION	373,034
MC COOK CENTRAL	480,956
MC INTOSH	145,426
MC LAUGHLIN	193,838
MEADE	4,530,464
MENNO	341,452
MILBANK	1,588,458
MILLER AREA	1,160,185
MITCHELL	3,589,654
MOBRIDGE - POLLOCK	609,161
MONTROSE	248,152
MOUNT VERNON	236,994
NEW UNDERWOOD	206,941
NEWELL	420,605
NORTHWESTERN AREA	705,897
OELRICHS	80,256
OGLALA LAKOTA	64,462
OLDHAM-RAMONA-RUTLAND	\$444,449
PARKER	536,066
PARKSTON	574,617
PIERRE	3,087,664
PLANKINTON	330,703
PLATTE - GEDDES	882,080
RAPID CITY	22,916,177
REDFIELD	793,219
ROSHOLT	235,945
SANBORN CENTRAL	380,775
SCOTLAND	393,391
SELBY AREA	598,560
SIOUX FALLS	35,666,444
SIOUX VALLEY	669,306
SISSETON PUBLIC	1,027,863
SMEE	12,032
SOUTH CENTRAL	170,982

District Name	2nd Half Local Effort
SPEARFISH	4,363,356
STANLEY COUNTY	888,431
SUMMIT	163,813
TEA AREA	2,042,543
TIMBER LAKE	195,178
TODD COUNTY	196,407
TRIPP-DELMONT	356,076
TRI-VALLEY	1,680,215
VERMILLION	1,589,702
VIBORG/HURLEY	575,002
WAGNER COMMUNITY	451,077
WALL	396,208
WARNER	277,963
WATERTOWN	5,669,293
WAUBAY	297,574
WAVERLY	233,682
WEBSTER AREA	1,072,531
WESSINGTON SPRINGS	577,480
WEST CENTRAL	1,533,351
WHITE LAKE	220,281
WHITE RIVER	141,404
WILLOW LAKE	473,219
WILMOT	303,148
WINNER	948,299
WOLSEY - WESSINGTON	478,933
WOONSOCKET	259,324
YANKTON	3,442,394
	195,707,522

OLDHAM-RAMONA	262,656
RUTLAND	181,793

# FY2024 Special Education State Aid Calculator

## Based on Proposed 5% Increase

as of 2/21/2023

### Meade 46-1

<b>Count of Students in LEVEL ONE Disability</b>		
Fall 2022 State Aid Fall Enrollment of Your School District		3,059.81
Fall 2022 Fall Count of Parochial/Christian Schools in Your District		0.00
Fall 2022 Fall Count of Alternative Instruction Students in Your District		463.42
<b>TOTAL Level One Student Count</b>	<input type="text" value="3,523.23"/>	
<b>Level One Total Need (Level 1 student count x 10.72% x \$6,858.60)</b>		<b>\$2,590,426</b>
<b>Count of Students in LEVEL TWO Disability</b>		
	<input type="text" value="47"/>	
<small>Total # of students with primary disability of cognitive disability or emotional behavioral disability as per State Child Count, Dec 2022.</small>		
<b>Level Two Total Need (Level 2 student count x \$16,181.55)</b>		<b>\$760,533</b>
<b>Count of Students in LEVEL THREE Disability</b>		
	<input type="text" value="7"/>	
<small>Total # of students with primary disability of hearing loss, deafness, visual loss, deaf-blindness, orthopedic impairment or traumatic brain injury as per State Child Count, Dec 2022.</small>		
<b>Level Three Total Need (Level 3 student count x \$20,666.10)</b>		<b>\$144,663</b>
<b>Count of Students in LEVEL FOUR Disability</b>		
	<input type="text" value="66"/>	
<small>Total # of students with primary disability of autism as per State Child Count, Dec 2022.</small>		
<b>Level Four Total Need (Level 4 student count x \$16,780.05)</b>		<b>\$1,107,483</b>
<b>Count of Students in LEVEL FIVE Disability</b>		
	<input type="text" value="1"/>	
<small>Total # of students with primary disability of multiple disabilities as per State Child Count, Dec 2022.</small>		
<b>Level Five Total Need (Level 5 student count x \$36,007.65)</b>		<b>\$36,008</b>
<b>Count of Students in LEVEL SIX Disability</b>		
	<input type="text" value="0"/>	
<small>Total # of children ages 0-2 identified as prolonged assistance, Dec 2022.</small>		
<b>Level Six Total Need (Level 6 student count x \$9,519.30)</b>		<b>\$0</b>

- ← Enter estimated count of students: December 2022 STATE Child Count
- ← Enter estimated count of students: December 2022 STATE Child Count
- ← Enter estimated count of students: December 2022 STATE Child Count
- ← Enter estimated count of students: December 2022 STATE Child Count
- ← Enter estimated count of students: December 2022 STATE Child Count
- ← Enter estimated count of students: December 2022 STATE Child Count

<b>TOTAL SPECIAL EDUCATION NEED (Sum of disability levels 1-6)</b>	<b>\$4,639,113</b>
--	--------------------

<b>Excess Fund Balance Calculation Adjustment</b>	<input type="text"/>
<small>Encode the amount calculated on the Special Education Excess Fund Balance Calculation worksheet</small>	

← Enter estimated Excess SE Fund Balance if applicable

<b>1st Half FY2024 Local Effort (Pay 2023 Valuation &amp; SE Levy)</b>		
Local Effort - Property Taxes 2nd Half Pay 2023		<b>\$1,798,171</b>
Actual Pay 2023 Special Education Levy	\$1.400	
Levy Effort based on Pay 2023	100%	

# FY2024 Special Education State Aid Calculator

## Based on Proposed 5% Increase

as of 2/21/2023



**Meade 46-1**

**1st Half Fiscal Year State Aid: \$521,385**

Total Need x .5 minus Excess Fund Balance x .5 minus 1st half local effort x 1st half local levy effort.

### 2nd Half FY2024 Local Effort Projection (1st Half Pay 2024)

	AG	Owner Occupied	Other	Total
2022 Pay 2023 Valuation (as of 1/5/2023)	\$547,259,838	\$1,364,416,843	\$658,975,419	\$2,570,652,100
<b>Assumed Pay 2023 Valuation Growth %</b>	<b>0.0%</b>	<b>3.0%</b>	<b>3.0%</b>	
Estimated 2023 Pay 2024 Valuation	\$547,259,838	\$1,405,349,348	\$678,744,682	\$2,631,353,868
<b>Estimated 2nd Half Local Effort - (1st Half Pay 2024)</b>				<b>\$1,840,632</b>
<b>District Pay 2024 Special Education Levy</b>			<b>\$ 1.353</b>	
Levy Effort based on Pay 2024			100%	

Enter projected taxable valuation growth percentage for Pay 2024.  
Consider consulting with County Auditor.

Enter your district estimated SE levy for Pay 2024

**2nd Half Fiscal Year State Aid: \$478,924**

Total Need x .5 minus Excess Fund Balance x .5 minus 1st half local effort x 1st half local levy effort.

**Special Education State Aid: \$1,000,309**

District Number	District Name	Pub FE ADM	Non Pub FE ADM	Home School FE ADM
6001	Aberdeen 06-1	4349.66	763.58	256.87
58003	Agar-Blunt-Onida 58-3	226.03	0.00	25.98
61001	Alcester-Hudson 61-1	333.00	0.00	23.00
11001	Andes Central 11-1	306.00	0.00	4.00
38001	Arlington 38-1	283.00	0.00	15.00
21001	Armour 21-1	187.80	4.95	22.20
4001	Avon 04-1	213.20	0.00	12.80
49001	Baltic 49-1	578.25	0.00	27.75
9001	Belle Fourche 09-1	1332.80	0.00	129.52
3001	Bennett County 03-1	467.00	0.00	12.00
61002	Beresford 61-2	709.95	0.00	44.35
25001	Big Stone City 25-1	74.00	0.00	1.00
52001	Bison 52-1	134.40	0.00	60.00
4002	Bon Homme 04-2	551.00	0.00	25.00
22001	Bowdle 22-1	112.00	0.00	6.00
49002	Brandon Valley 49-2	4981.65	0.00	222.77
30003	Bridgewater-Emery 30-3	327.00	0.64	24.00
45004	Britton-Hecla 45-4	477.13	0.00	37.87
5001	Brookings 05-1	3442.29	64.70	257.75
26002	Burke 26-2	221.60	0.00	11.87
43001	Canistota 43-1	277.63	0.00	5.00
41001	Canton 41-1	879.55	0.00	66.07
28001	Castlewood 28-1	330.00	0.00	27.00
60001	Centerville 60-1	282.00	0.00	17.00
7001	Chamberlain 07-1	855.25	141.00	35.23
39001	Chester Area 39-1	545.00	0.00	16.00
12002	Clark 12-2	450.00	0.00	21.00
50005	Colman-Egan 50-5	293.40	0.00	17.00
59003	Colome Consolidated 59-3	163.20	0.00	24.80
21003	Corsica-Stickney 21-3	247.24	29.80	64.00
16001	Custer 16-1	913.44	0.00	171.98
61008	Dakota Valley 61-8	1392.46	0.00	36.54
38002	De Smet 38-2	311.26	0.00	17.87
49003	Dell Rapids 49-3	989.72	238.02	64.71
5006	Deubrook Area 05-6	399.00	0.00	12.00
19004	Deuel 19-4	510.00	0.00	35.00
56002	Doland 56-2	142.00	0.00	4.00
51001	Douglas 51-1	2750.00	0.00	448.60
64002	Dupree 64-2	378.00	0.00	19.00
20001	Eagle Butte 20-1	366.00	0.00	104.00
23001	Edgemont 23-1	147.00	0.00	15.00

22005	Edmunds Central 22-5	131.00	0.00	11.00
16002	Elk Mountain 16-2	10.00	0.00	14.00
61007	Elk Point-Jefferson 61-7	686.00	0.00	27.00
5003	Elkton 05-3	354.25	0.00	38.92
28002	Estelline 28-2	267.13	4.00	21.87
17001	Ethan 17-1	270.00	0.00	11.00
44001	Eureka 44-1	151.50	0.00	12.50
46002	Faith 46-2	184.00	0.00	19.00
24004	Faulkton Area Schools 24-4	370.00	0.00	30.00
50003	Flandreau 50-3	703.14	0.00	37.00
14001	Florence 14-1	290.70	0.00	7.45
6002	Frederick Area 06-2	172.00	0.00	9.00
33001	Freeman 33-1	406.22	37.95	32.91
49004	Garretson 49-4	444.12	0.00	33.88
63001	Gayville-Volin 63-1	262.00	1.00	11.00
53001	Gettysburg 53-1	214.26	0.00	19.74
26004	Gregory 26-4	395.53	0.00	30.00
6006	Groton Area 06-6	587.00	0.00	39.00
27001	Haakon 27-1	319.28	0.00	18.72
28003	Hamlin 28-3	834.99	0.00	69.00
30001	Hanson 30-1	385.00	0.00	40.00
31001	Harding County 31-1	224.00	0.00	17.00
41002	Harrisburg 41-2	5902.40	1327.88	217.56
14002	Henry 14-2	183.00	0.00	7.00
10001	Herreid 10-1	140.00	0.00	6.00
34002	Highmore-Harrold 34-2	215.00	0.00	13.00
51002	Hill City 51-2	486.70	0.00	71.90
56006	Hitchcock-Tulare 56-6	222.00	0.00	20.00
23002	Hot Springs 23-2	753.26	14.98	129.18
53002	Hoven 53-2	104.00	0.00	5.00
48003	Howard 48-3	350.00	0.00	12.00
2002	Huron 02-2	2921.98	293.55	118.93
22006	Ipswich Public 22-6	428.07	0.00	7.93
13003	Irene-Wakonda 13-3	282.56	0.00	14.72
2003	Iroquois 02-3	229.00	0.00	22.00
37003	Jones County 37-3	186.15	0.00	13.00
35002	Kadoka Area 35-2	317.00	0.00	19.00
7002	Kimball 07-2	339.12	0.00	12.88
38003	Lake Preston 38-3	165.49	0.00	5.51
45005	Langford Area 45-5	230.00	0.00	6.00
40001	Lead-Deadwood 40-1	704.31	0.00	82.72
52004	Lemmon 52-4	274.09	0.00	15.00

41004	Lennox 41-4	1157.28	0.00	77.23
44002	Leola 44-2	197.00	0.00	9.00
42001	Lyman 42-1	345.00	0.00	15.00
39002	Madison Central 39-2	1153.27	45.52	53.70
60003	Marion 60-3	192.00	4.00	24.00
43007	McCook Central 43-7	406.58	22.96	25.87
15001	McIntosh 15-1	128.00	0.00	8.00
15002	McLaughlin 15-2	421.67	0.00	12.49
46001	Meade 46-1	3059.81	0.00	463.42
33002	Menno 33-2	275.00	4.00	15.00
25004	Milbank 25-4	1006.97	80.13	80.00
29004	Miller 29-4	457.02	70.01	10.00
17002	Mitchell 17-2	2729.90	236.47	102.31
62006	Mobridge-Pollock 62-6	575.00	0.00	45.00
43002	Montrose 43-2	253.12	1.00	6.00
17003	Mount Vernon 17-3	261.00	0.00	0.00
51003	New Underwood 51-3	291.00	0.00	22.00
9002	Newell 09-2	269.00	0.00	58.00
56007	Northwestern Area 56-7	318.60	9.00	6.00
23003	Oelrichs 23-3	116.00	0.00	5.00
65001	Oglala Lakota 65-1	1729.30	442.92	44.98
39005	Oldham-Ramona 39-5	146.00	0.00	4.00
60004	Parker 60-4	485.00	5.97	37.76
33003	Parkston 33-3	544.10	0.00	31.90
32002	Pierre 32-2	2779.44	201.35	147.45
1001	Plankinton 01-1	268.00	0.00	1.00
11005	Platte-Geddes 11-5	512.65	71.50	45.50
51004	Rapid City 51-4	12665.26	1645.08	1552.29
56004	Redfield 56-4	529.10	0.00	6.00
54004	Rosholt 54-4	232.00	0.00	11.83
39004	Rutland 39-4	183.00	0.00	5.00
55005	Sanborn Central 55-5	200.00	0.00	10.00
4003	Scotland 04-3	267.88	0.00	11.37
62005	Selby Area 62-5	173.00	0.00	10.00
49005	Sioux Falls 49-5	24345.57	2539.59	1284.63
5005	Sioux Valley 05-5	741.63	44.57	27.61
54002	Sisseton 54-2	959.38	0.00	62.30
15003	Smee 15-3	189.00	0.00	1.00
26005	South Central 26-5	70.00	0.00	15.90
40002	Spearfish 40-2	2437.72	0.00	376.97
57001	Stanley County 57-1	417.80	0.00	26.45
54006	Summit 54-6	174.00	0.00	12.00

41005	Tea Area 41-5	2302.51	0.00	110.00
20003	Timber Lake 20-3	341.00	0.00	17.00
66001	Todd County 66-1	2061.80	41.90	52.00
33005	Tripp-Delmont 33-5	160.00	0.00	19.00
49006	Tri-Valley 49-6	951.00	0.00	72.00
13001	Vermillion 13-1	1389.98	88.85	66.00
60006	Viborg-Hurley 60-6	399.21	2.00	19.80
11004	Wagner Community 11-4	792.00	0.00	13.00
51005	Wall 51-5	284.00	0.00	12.00
6005	Warner 06-5	313.57	0.00	3.00
14004	Watertown 14-4	3734.21	451.32	159.12
18003	Waubay 18-3	174.00	0.00	9.00
14005	Waverly 14-5	254.00	0.00	23.00
18005	Webster Area 18-5	527.00	0.00	25.85
36002	Wessington Springs 36-2	402.00	0.00	17.60
49007	West Central 49-7	1428.13	0.00	69.75
1003	White Lake 01-3	122.00	0.00	3.00
47001	White River 47-1	401.00	0.00	23.83
12003	Willow Lake 12-3	302.00	0.00	11.00
54007	Wilmot 54-7	208.00	0.00	21.00
59002	Winner 59-2	763.00	0.00	22.00
2006	Wolsey-Wessington 02-6	339.00	0.00	15.00
55004	Woonsocket 55-4	256.00	0.00	7.00
63003	Yankton 63-3	2862.43	228.96	139.41

Level 1

5370.11  
252.01  
356.00  
310.00  
298.00  
214.95  
226.00  
606.00  
1462.32  
479.00  
754.30  
75.00  
194.40  
576.00  
118.00  
5204.42  
351.64  
515.00  
3764.74  
233.47  
282.63  
945.62  
357.00  
299.00  
1031.48  
561.00  
471.00  
310.40  
188.00  
341.04  
1085.42  
1429.00  
329.13  
1292.45  
411.00  
545.00  
146.00  
3198.60  
397.00  
470.00  
162.00

142.00  
24.00  
713.00  
393.17  
293.00  
281.00  
164.00  
203.00  
400.00  
740.14  
298.15  
181.00  
477.08  
478.00  
274.00  
234.00  
425.53  
626.00  
338.00  
903.99  
425.00  
241.00  
7447.84  
190.00  
146.00  
228.00  
558.60  
242.00  
897.42  
109.00  
362.00  
3334.46  
436.00  
297.28  
251.00  
199.15  
336.00  
352.00  
171.00  
236.00  
787.03  
289.09

1234.51  
206.00  
360.00  
1252.49  
220.00  
455.41  
136.00  
434.16  
3523.23  
294.00  
1167.10  
537.03  
3068.68  
620.00  
260.12  
261.00  
313.00  
327.00  
333.60  
121.00  
2217.20  
150.00  
528.73  
576.00  
3128.24  
269.00  
629.65  
15862.63  
535.10  
243.83  
188.00  
210.00  
279.25  
183.00  
28169.79  
813.81  
1021.68  
190.00  
85.90  
2814.69  
444.25  
186.00

2412.51  
358.00  
2155.70  
179.00  
1023.00  
1544.83  
421.01  
805.00  
296.00  
316.57  
4344.65  
183.00  
277.00  
552.85  
419.60  
1497.88  
125.00  
424.83  
313.00  
229.00  
785.00  
354.00  
263.00  
3230.80

# Final Pay 2023 Valuations, by School District

as of 1/5/2023

District Name	District Number	Taxable	Taxable	Taxable	Taxable	Taxable	Taxable	Local Effort	Local Effort	M Disc	MOO Disc
		Local Effort	Local Effort	Mobile Home	Mobile Home	Other	Utility				
		Agricultural (Ag)	Owner Occupied (OO)	Mobile Home	Mobile Home Owner Occupied	Other	Utility	Ag Disc	OO Disc		
PLANKINTON	1001	\$294,761,662	\$34,292,542	\$386,689	\$1,794,388	\$24,237,220	\$400,980	\$0	\$0		
WHITE LAKE	1003	\$238,366,058	\$18,895,159	\$306,760	\$993,357	\$7,922,984	\$1,321,536	\$0	\$0		
HURON	2002	\$479,738,770	\$558,074,129	\$3,448,012	\$6,811,058	\$326,169,962	\$69,171,447	\$3	\$2		
IROQUOIS	2003	\$418,090,332	\$42,342,779	\$367,506	\$1,736,463	\$13,050,124	\$59,550,312	\$0	\$0		
WOLSEY - WESSINGTON	2006	\$426,038,034	\$45,951,008	\$612,473	\$1,989,674	\$27,332,859	\$10,324,535	\$1	\$1		
BENNETT COUNTY	3001	\$201,329,298	\$32,704,040	\$494,064	\$3,150,732	\$20,923,308	\$0	\$0	\$0		
AVON	4001	\$194,536,471	\$32,348,493	\$90,517	\$619,755	\$12,517,007	\$1,087,070	\$2	\$0		
BON HOMME	4002	\$363,651,729	\$113,161,997	\$803,601	\$2,306,908	\$50,940,685	\$1,315,461	\$0	\$1		
SCOTLAND	4003	\$334,067,669	\$50,035,793	\$110,880	\$1,959,074	\$24,963,560	\$3,456,433	\$1	\$0		
BROOKINGS	5001	\$216,353,095	\$1,141,507,884	\$6,458,900	\$12,780,367	\$724,653,705	\$11,711,965	\$0	\$0		
ELKTON	5003	\$216,926,373	\$62,481,370	\$244,800	\$1,198,544	\$21,643,939	\$171,741,752	\$0	\$0		
SIOUX VALLEY	5005	\$223,781,386	\$168,336,875	\$1,447,300	\$2,120,100	\$66,015,615	\$2,072,982	\$2,907	\$0		
DEUBROOK AREA	5006	\$308,202,512	\$102,082,323	\$957,410	\$1,857,989	\$39,579,294	\$30,460,706	\$1	\$0		
ABERDEEN	6001	\$377,606,018	\$1,560,259,331	\$3,006,078	\$9,486,055	\$719,377,203	\$74,270,441	\$0	\$0		
FREDERICK AREA	6002	\$312,174,007	\$29,806,626	\$209,827	\$815,844	\$12,714,986	\$9,883,646	\$3,698	\$0		
WARNER	6005	\$209,762,389	\$57,354,797	\$265,865	\$518,214	\$9,998,043	\$5,124,347	\$14,591	\$0		
GROTON AREA	6006	\$913,605,869	\$142,293,813	\$927,012	\$3,064,497	\$56,999,373	\$143,116,509	\$0	\$0		
CHAMBERLAIN	7001	\$466,299,836	\$154,691,786	\$2,602,551	\$6,309,492	\$126,173,923	\$2,692,561	\$0	\$0		
KIMBALL	7002	\$469,798,789	\$35,045,204	\$590,328	\$1,621,646	\$34,619,708	\$1,314,455	\$0	\$0		
BELLE FOURCHE	9001	\$103,886,506	\$438,772,211	\$9,956,635	\$33,324,198	\$208,888,378	\$14,272,309	\$163,855	\$95,658		
NEWELL	9002	\$233,889,597	\$77,518,641	\$3,617,481	\$14,503,858	\$41,585,059	\$3,188,223	\$597,555	\$0		
HERREID	10001	\$232,824,533	\$19,371,617	\$600,169	\$2,353,439	\$24,670,964	\$19,814,667	\$1	\$0		
ANDES CENTRAL	11001	\$149,307,141	\$51,300,060	\$3,970,164	\$1,363,499	\$73,490,652	\$911,963	\$0	\$0		
WAGNER COMMUNITY	11004	\$304,999,869	\$68,735,667	\$695,339	\$1,680,279	\$42,054,863	\$1,895,462	\$0	\$0		
PLATTE - GEDDES	11005	\$590,342,568	\$132,295,448	\$1,108,877	\$1,933,120	\$85,995,937	\$2,285,193	\$0	\$0		
CLARK	12002	\$672,018,278	\$116,886,655	\$563,196	\$2,894,529	\$64,985,592	\$55,234,259	\$0	\$0		
WILLOW LAKE	12003	\$370,307,374	\$45,945,278	\$398,487	\$569,516	\$15,884,829	\$31,996,963	\$0	\$0		
VERMILLION	13001	\$244,930,654	\$389,685,376	\$5,166,319	\$2,926,936	\$259,386,453	\$3,461,829	\$0	\$0		
IRENE - WAKONDA	13003	\$370,613,395	\$74,283,753	\$160,503	\$1,044,387	\$21,378,343	\$18,350,579	\$0	\$0		
FLORENCE	14001	\$115,164,737	\$28,944,361	\$304,580	\$1,405,724	\$5,307,035	\$280,276	\$59,696	\$0		
HENRY	14002	\$95,339,515	\$18,476,642	\$202,814	\$1,332,293	\$5,035,142	\$4,562,132	\$59,941	\$0		
WATERTOWN	14004	\$297,335,813	\$1,658,423,165	\$6,538,318	\$10,689,090	\$888,794,709	\$14,662,760	\$463,492	\$0		
WAVERLY	14005	\$218,625,597	\$30,928,543	\$183,065	\$978,657	\$7,623,060	\$4,304,009	\$65,465	\$0		
MC INTOSH	15001	\$182,491,611	\$4,395,653	\$196,024	\$1,265,191	\$3,434,833	\$1,146,570	\$0	\$0		

		Taxable	Taxable	Taxable	Taxable	Taxable	Taxable				
		Local Effort	Local Effort			Local Effort	Local Effort	Local Effort	Local Effort		
District Name	District Number	Agricultural (Ag)	Owner Occupied (OO)	Mobile Home	Mobile Home Owner Occupied	Other	Utility	Ag Disc	OO Disc	M Disc	MOO Disc
MC LAUGHLIN	15002	\$182,778,054	\$6,867,401	\$522,106	\$1,316,845	\$18,241,195	\$433,462	\$0	\$0		
SMEE	15003	\$14,283,734	\$169,643	\$906	\$153,756	\$329,924	\$318,938	\$0	\$0		
CUSTER	16001	\$159,260,166	\$878,405,832	\$12,282,121	\$36,319,223	\$575,602,560	\$21,346,416	\$0	\$0		
ELK MOUNTAIN	16002	\$19,689,498	\$23,159,138	\$411,379	\$2,317,623	\$28,674,615	\$10,882,487	\$0	\$0		
ETHAN	17001	\$116,120,482	\$35,387,201	\$248,218	\$580,443	\$10,386,083	\$965,775	\$4	\$0		
MITCHELL	17002	\$257,408,510	\$929,570,370	\$3,146,966	\$4,464,086	\$601,601,704	\$31,782,479	\$0	\$0		
MOUNT VERNON	17003	\$186,409,160	\$38,082,557	\$273,815	\$847,197	\$15,503,912	\$986,730	\$10	\$0		
WAUBAY	18003	\$121,401,267	\$39,326,293	\$532,922	\$1,156,535	\$39,363,512	\$9,769,862	\$0	\$0		
WEBSTER AREA	18005	\$350,047,242	\$185,005,352	\$1,753,941	\$1,770,072	\$158,023,246	\$17,033,068	\$9,787	\$0		
DEUEL	19004	\$451,285,680	\$157,959,219	\$1,437,336	\$1,874,120	\$93,429,013	\$20,797,863	\$2	\$0		
EAGLE BUTTE	20001	\$181,249,941	\$7,650,066	\$272,147	\$1,036,050	\$25,378,057	\$3,017	\$0	\$0		
TIMBER LAKE	20003	\$206,082,578	\$13,673,982	\$709,244	\$2,749,510	\$10,772,153	\$6,722	\$0	\$0		
ARMOUR	21001	\$164,250,525	\$25,716,092	\$134,474	\$741,321	\$13,469,565	\$1,530,998	\$0	\$0		
CORSICA-STICKNEY	21003	\$438,005,350	\$52,177,702	\$299,787	\$1,192,003	\$25,883,835	\$1,056,154	\$0	\$0		
BOWDLE	22001	\$208,159,985	\$14,424,368	\$324,995	\$388,030	\$18,505,134	\$9,818,945	\$0	\$0		
EDMUNDS CENTRAL	22005	\$428,852,885	\$19,450,765	\$530,471	\$1,270,842	\$22,922,863	\$43,111,420	\$0	\$0		
IPSWICH PUBLIC	22006	\$463,976,646	\$141,852,643	\$1,630,142	\$4,494,381	\$115,378,534	\$36,254,240	\$1	\$0		
EDGEMONT	23001	\$52,784,630	\$33,405,300	\$1,451,630	\$2,911,900	\$29,447,290	\$82,196,615	\$149,882	\$0		
HOT SPRINGS	23002	\$55,233,359	\$369,120,641	\$16,721,225	\$23,556,635	\$222,822,665	\$18,961,366	\$476,922	\$0		
OELRICHS	23003	\$55,448,290	\$12,547,850	\$414,690	\$2,383,210	\$4,680,750	\$2,534,865	\$398,342	\$0		
FAULKTON AREA SCHOOLS	24004	\$798,485,018	\$40,939,616	\$407,479	\$1,456,754	\$22,367,556	\$18,698,046	\$0	\$0		
BIG STONE CITY	25001	\$12,171,473	\$43,780,740	\$431,534	\$489,933	\$41,378,200	\$22,527,928	\$0	\$0		
MILBANK	25004	\$519,192,671	\$273,759,552	\$1,278,382	\$3,417,331	\$150,332,777	\$108,714,328	\$0	\$0		
BURKE	26002	\$167,221,265	\$38,395,755	\$684,289	\$1,917,178	\$20,932,458	\$265	\$0	\$0		
GREGORY	26004	\$285,783,467	\$61,410,110	\$1,188,787	\$3,237,919	\$45,541,345	\$460	\$0	\$0		
SOUTH CENTRAL	26005	\$130,914,224	\$19,029,157	\$279,497	\$1,095,106	\$16,749,726	\$0	\$0	\$0		
HAAKON	27001	\$429,917,918	\$45,734,500	\$2,254,138	\$5,802,892	\$37,824,886	\$54,273	\$0	\$0		
CASTLEWOOD	28001	\$181,408,662	\$80,982,571	\$304,962	\$737,399	\$22,060,642	\$6,516,715	\$0	\$0		
ESTELLINE	28002	\$208,219,961	\$90,021,737	\$817,340	\$976,107	\$94,499,354	\$14,801,734	\$2	\$0		
HAMLIN	28003	\$459,787,240	\$199,213,651	\$536,316	\$1,596,901	\$139,605,378	\$4,707,918	\$25,858	\$0		
MILLER AREA	29004	\$1,144,755,870	\$105,753,291	\$772,858	\$2,250,946	\$68,037,747	\$1,536,970	\$1	\$0		
HANSON	30001	\$296,535,967	\$71,574,212	\$171,161	\$1,425,147	\$19,701,792	\$14,840,687	\$0	\$0		
BRIDGEWATER - EMERY	30003	\$298,017,625	\$59,181,891	\$41,822	\$511,112	\$28,039,295	\$18,188,028	\$0	\$0		
HARDING COUNTY	31001	\$301,190,256	\$32,661,825	\$3,993,068	\$7,672,278	\$48,952,329	\$4,823,903	\$0	\$0		
PIERRE	32002	\$194,037,121	\$952,945,808	\$7,016,823	\$26,618,316	\$473,180,471	\$3,431,800	\$0	\$0		
FREEMAN	33001	\$309,936,383	\$107,842,378	\$454,019	\$778,951	\$37,149,911	\$17,518,479	\$9	\$0		
MENNO	33002	\$216,073,744	\$39,944,279	\$99,959	\$550,816	\$14,222,277	\$28,082,982	\$0	\$0		

		Taxable	Taxable	Taxable	Taxable	Taxable	Taxable				
		Local Effort	Local Effort			Local Effort	Local Effort	Local Effort	Local Effort		
District Name	District Number	Agricultural (Ag)	Owner Occupied (OO)	Mobile Home	Mobile Home Owner Occupied	Other	Utility	Ag Disc	OO Disc	M Disc	MOO Disc
PARKSTON	33003	\$396,215,223	\$122,301,716	\$186,127	\$689,201	\$33,865,991	\$3,675,602	\$11	\$0		
TRIPP-DELMONT	33005	\$322,930,885	\$31,036,463	\$115,000	\$558,540	\$24,562,025	\$3,611,751	\$0	\$0		
HIGHMORE - HARROLD	34002	\$730,291,218	\$37,397,625	\$753,302	\$2,706,522	\$39,261,500	\$2,720,040	\$4	\$1		
KADOKA AREA	35002	\$341,023,055	\$23,466,232	\$2,007,712	\$8,576,462	\$26,649,985	\$61,303	\$0	\$0		
WESSINGTON SPRINGS	36002	\$645,594,149	\$39,210,632	\$258,675	\$1,502,882	\$24,123,306	\$630,372	\$0	\$0		
JONES COUNTY	37003	\$285,104,739	\$19,398,334	\$754,784	\$2,047,360	\$23,885,982	\$19,826	\$0	\$0		
ARLINGTON	38001	\$265,993,035	\$109,306,019	\$584,660	\$1,432,951	\$57,526,134	\$7,462,340	\$0	\$0		
DE SMET	38002	\$358,693,186	\$82,674,387	\$451,991	\$818,154	\$50,091,104	\$17,008,242	\$0	\$0		
LAKE PRESTON	38003	\$250,546,936	\$56,859,253	\$843,317	\$660,109	\$35,564,199	\$4,884,940	\$0	\$0		
CHESTER AREA	39001	\$169,485,761	\$164,596,627	\$1,093,260	\$1,227,754	\$103,451,772	\$5,298,233	\$0	\$0		
MADISON CENTRAL	39002	\$309,935,452	\$531,166,515	\$2,406,910	\$2,731,470	\$292,874,375	\$28,532,588	\$0	\$0		
RUTLAND	39004	\$167,054,354	\$39,262,909	\$135,117	\$339,976	\$2,213,863	\$383,502	\$0	\$0		
OLDHAM-RAMONA	39005	\$261,373,529	\$27,814,153	\$32,573	\$457,675	\$11,011,904	\$2,390,728	\$1	\$0		
LEAD-DEADWOOD	40001	\$5,452,627	\$471,025,515	\$3,191,870	\$8,589,933	\$923,821,288	\$25,553,131	\$0	\$0		
SPEARFISH	40002	\$45,438,424	\$1,356,073,946	\$13,191,522	\$37,018,476	\$690,743,615	\$27,631,734	\$0	\$0		
CANTON	41001	\$260,810,839	\$452,323,099	\$248,372	\$1,184,332	\$130,542,544	\$16,151,363	\$0	\$0		
HARRISBURG	41002	\$76,966,741	\$2,909,247,404	\$1,376,023	\$8,479,342	\$1,130,291,229	\$40,769,677	\$0	\$0		
LENNOX	41004	\$257,604,946	\$484,717,044	\$870,500	\$5,408,518	\$167,019,786	\$19,021,894	\$8	\$0		
TEA AREA	41005	\$23,426,251	\$669,665,247	\$0	\$390,092	\$314,294,491	\$4,671,754	\$0	\$0		
LYMAN	42001	\$549,083,653	\$41,897,536	\$1,796,814	\$3,494,178	\$48,719,317	\$12,145	\$0	\$0		
CANISTOTA	43001	\$147,389,010	\$71,770,923	\$135,700	\$791,700	\$19,638,652	\$2,888,742	\$0	\$0		
MONTROSE	43002	\$151,928,758	\$56,828,111	\$68,400	\$649,155	\$9,864,709	\$8,550,781	\$0	\$0		
MC COOK CENTRAL	43007	\$305,587,095	\$95,617,388	\$124,700	\$564,313	\$35,927,857	\$4,379,937	\$0	\$0		
EUREKA	44001	\$424,369,990	\$30,417,726	\$89,707	\$2,090,442	\$14,415,402	\$34,243,827	\$1	\$0		
LEOLA	44002	\$348,898,510	\$26,565,887	\$271,105	\$1,981,499	\$9,180,891	\$15,846,630	\$2	\$0		
BRITTON - HECLA	45004	\$617,411,183	\$134,213,982	\$1,049,652	\$3,235,610	\$85,062,777	\$19,185,261	\$0	\$0		
LANGFORD AREA	45005	\$414,056,251	\$51,689,485	\$512,764	\$1,176,738	\$21,208,052	\$14,117,190	\$0	\$0		
MEADE	46001	\$546,061,133	\$1,343,929,831	\$15,843,554	\$56,131,777	\$603,473,878	\$34,267,083	\$1,198,705	\$0		
FAITH	46002	\$112,135,493	\$16,670,901	\$1,396,768	\$3,209,395	\$12,445,809	\$467	\$0	\$0		
WHITE RIVER	47001	\$144,320,876	\$10,588,914	\$598,552	\$1,957,873	\$8,491,570	\$63,883	\$0	\$0		
HOWARD	48003	\$545,386,419	\$68,164,683	\$186,163	\$705,886	\$30,781,702	\$60,521,941	\$0	\$0		
BALTIC	49001	\$67,015,365	\$184,673,560	\$443,980	\$468,125	\$33,784,225	\$1,527,020	\$0	\$0		
BRANDON VALLEY	49002	\$130,242,780	\$2,179,286,870	\$2,127,520	\$5,387,165	\$649,366,095	\$57,670,356	\$0	\$0		
DELL RAPIDS	49003	\$253,508,367	\$422,895,902	\$336,170	\$1,276,833	\$103,905,158	\$3,743,497	\$0	\$0		
GARRETSON	49004	\$123,940,625	\$204,904,975	\$441,800	\$1,879,090	\$37,798,525	\$9,570,532	\$0	\$0		
SIOUX FALLS	49005	\$14,033,128	\$9,466,928,437	\$19,963,655	\$25,442,950	\$6,519,133,567	\$170,144,099	\$0	\$0		
TRI-VALLEY	49006	\$183,676,755	\$462,076,870	\$151,400	\$633,360	\$249,487,930	\$3,555,930	\$0	\$0		

		Taxable Local Effort	Taxable Local Effort	Taxable	Taxable	Taxable Local Effort	Taxable Local Effort	Local Effort	Local Effort		
District Name	District Number	Agricultural (Ag)	Owner Occupied (OO)	Mobile Home	Mobile Home Owner Occupied	Other	Utility	Ag Disc	OO Disc	M Disc	MOO Disc
WEST CENTRAL	49007	\$165,386,788	\$558,769,233	\$552,295	\$2,041,475	\$152,233,707	\$26,226,698	\$0	\$0		
FLANDREAU	50003	\$371,650,297	\$123,681,864	\$477,538	\$1,332,870	\$43,890,554	\$2,216,682	\$0	\$0		
COLMAN-EGAN	50005	\$185,277,880	\$69,112,743	\$150,479	\$1,127,055	\$25,825,609	\$595,565	\$0	\$0		
DOUGLAS	51001	\$33,532,500	\$615,232,026	\$8,868,013	\$19,570,632	\$204,297,537	\$3,095,840	\$13,799	\$0		
HILL CITY	51002	\$4,182,510	\$340,487,763	\$5,527,133	\$4,521,209	\$396,784,583	\$19,538,994	\$0	\$0		
NEW UNDERWOOD	51003	\$95,206,904	\$52,236,677	\$1,267,442	\$2,078,403	\$19,800,831	\$14,237	\$0	\$0		
RAPID CITY	51004	\$59,308,269	\$6,708,043,460	\$33,460,656	\$53,703,506	\$3,735,423,553	\$156,611,726	\$0	\$0		
WALL	51005	\$231,475,503	\$53,784,777	\$1,968,433	\$3,061,350	\$49,487,763	\$165,187	\$0	\$0		
BISON	52001	\$304,425,051	\$18,491,282	\$584,444	\$2,883,531	\$12,007,448	\$7,479	\$0	\$0		
LEMMON	52004	\$394,225,037	\$43,268,096	\$1,401,326	\$3,880,907	\$37,162,122	\$3,010,829	\$0	\$0		
GETTYSBURG	53001	\$218,552,508	\$50,986,968	\$1,858,122	\$2,161,468	\$34,782,337	\$1,132,388	\$0	\$0		
HOVEN	53002	\$532,854,908	\$28,014,008	\$5,017,796	\$1,927,393	\$24,137,850	\$963,570	\$0	\$0		
SISSETON PUBLIC	54002	\$675,820,274	\$149,914,246	\$2,122,808	\$4,227,765	\$100,689,071	\$6,844,237	\$0	\$0		
ROSHOLT	54004	\$174,121,551	\$24,749,007	\$149,764	\$548,709	\$23,958,985	\$1,294,947	\$0	\$0		
SUMMIT	54006	\$133,847,781	\$12,001,065	\$681,222	\$444,853	\$6,555,262	\$10,684,039	\$0	\$1		
WILMOT	54007	\$196,560,629	\$41,623,260	\$717,458	\$1,536,294	\$31,722,090	\$1,840,417	\$0	\$0		
WOONSOCKET	55004	\$211,737,933	\$36,267,592	\$224,845	\$958,760	\$16,714,756	\$2,263,869	\$0	\$1		
SANBORN CENTRAL	55005	\$417,493,178	\$34,183,298	\$389,253	\$877,262	\$13,121,414	\$945,436	\$0	\$0		
DOLAND	56002	\$476,838,190	\$26,225,531	\$126,443	\$1,132,511	\$11,166,204	\$7,184,892	\$0	\$0		
REDFIELD	56004	\$428,232,224	\$100,725,171	\$443,171	\$1,893,696	\$77,664,199	\$32,699,726	\$0	\$2		
HITCHCOCK - TULARE	56006	\$562,866,834	\$41,779,315	\$552,042	\$2,676,265	\$24,285,246	\$38,948,158	\$0	\$1		
NORTHWESTERN AREA	56007	\$710,676,900	\$46,469,076	\$409,806	\$3,194,699	\$19,826,861	\$28,082,697	\$0	\$0		
STANLEY COUNTY	57001	\$323,178,778	\$208,910,305	\$1,537,476	\$9,873,284	\$109,765,340	\$1,194,417	\$0	\$0		
AGAR - BLUNT - ONIDA	58003	\$927,256,301	\$92,377,471	\$6,076,606	\$7,693,327	\$108,455,436	\$979,110	\$0	\$0		
WINNER	59002	\$670,044,065	\$126,288,996	\$2,608,069	\$5,022,510	\$94,223,658	\$736	\$0	\$0		
COLOME CONSOLIDATED	59003	\$318,578,881	\$17,148,819	\$788,487	\$3,076,268	\$10,897,950	\$447	\$0	\$0		
CENTERVILLE	60001	\$205,843,577	\$84,849,806	\$73,245	\$1,910,810	\$21,133,127	\$1,829,518	\$10	\$0		
MARION	60003	\$146,280,131	\$85,739,941	\$229,065	\$1,200,995	\$43,115,800	\$2,143,953	\$9	\$0		
PARKER	60004	\$182,849,619	\$179,917,279	\$332,565	\$1,799,650	\$42,063,610	\$1,484,698	\$19	\$0		
VIBORG/HURLEY	60006	\$295,023,213	\$138,727,276	\$851,210	\$2,471,115	\$51,276,116	\$300,060	\$0	\$0		
ALCESTER-HUDSON	61001	\$251,766,154	\$102,837,886	\$95,201	\$630,026	\$47,784,395	\$4,410,230	\$0	\$0		
BERESFORD	61002	\$315,483,233	\$201,313,568	\$517,292	\$617,403	\$79,903,258	\$2,315,627	\$0	\$0		
ELK POINT-JEFFERSON	61007	\$308,146,996	\$250,789,857	\$355,224	\$415,428	\$59,058,886	\$4,607,858	\$0	\$0		
DAKOTA VALLEY	61008	\$21,335,045	\$796,125,072	\$1,483,122	\$3,494,847	\$331,601,935	\$8,175,913	\$0	\$0		
SELBY AREA	62005	\$479,672,087	\$51,164,299	\$4,798,974	\$5,373,469	\$45,731,637	\$15,755,083	\$0	\$0		
MOBRIDGE - POLLOCK	62006	\$144,127,399	\$137,159,804	\$1,779,596	\$3,182,305	\$88,687,006	\$7,057,677	\$0	\$0		
GAYVILLE-VOLIN	63001	\$108,336,381	\$34,963,276	\$116,407	\$1,375,442	\$7,246,543	\$1,010,570	\$0	\$0		

District Name	District Number	Taxable	Taxable	Taxable	Taxable	Taxable	Taxable	Local Effort	Local Effort	M Disc	MOO Disc
		Local Effort	Local Effort	Other	Utility	Local Effort	Local Effort				
		Agricultural (Ag)	Owner Occupied (OO)	Mobile Home	Mobile Home Owner Occupied	Other	Utility	Ag Disc	OO Disc		
YANKTON	63003	\$229,324,762	\$1,052,484,964	\$4,247,324	\$9,016,587	\$478,786,061	\$54,579,977	\$0	\$0		
DUPREE	64002	\$226,086,161	\$3,442,615	\$398,941	\$2,111,342	\$4,602,153	\$348	\$0	\$0		
OGLALA LAKOTA	65001	\$48,075,960	\$4,484,200	\$422,350	\$393,600	\$6,825,140	\$1,065,922	\$0	\$0		
TODD COUNTY	66001	\$175,987,298	\$12,689,241	\$1,029,760	\$2,196,243	\$17,620,059	\$522,257	\$0	\$0		
		\$43,128,200,763	\$48,038,878,741	\$289,555,015	\$664,988,843	\$26,664,139,402	\$2,452,190,625	\$3,704,598	\$95,668	\$0	\$0

Provided by Department of Revenue & Regulation, Wendy Semmler, 605-773-4923

# Final Pay 2023 Valu

as of 1/5/2023

	Local Effort	Local Effort	Local Effort			Local Effort	Local Effort			
District Name	Oth Disc	Ag TIF	OO TIF	M TIF	MOO TIF	Oth TIF	Utility TIF	Total Ag	Total OO	Total Other
PLANKINTON	\$0	\$0	\$0	\$0	\$0	\$0	\$0	294,761,662	34,292,542	24,638,200
WHITE LAKE	\$0	\$0	\$0	\$0	\$0	\$0	\$0	238,366,058	18,895,159	9,244,520
HURON	\$0	\$0	\$0	\$0	\$0	\$0	\$0	479,738,773	558,074,131	395,341,409
IROQUOIS	\$0	\$0	\$0	\$0	\$0	\$0	\$0	418,090,332	42,342,779	72,600,436
WOLSEY - WESSINGTON	\$1	\$0	\$0	\$0	\$0	\$0	\$0	426,038,035	45,951,009	37,657,395
BENNETT COUNTY	\$0	\$0	\$0	\$0	\$0	\$0	\$0	201,329,298	32,704,040	20,923,308
AVON	\$0	\$0	\$0	\$0	\$0	\$0	\$0	194,536,473	32,348,493	13,604,077
BON HOMME	\$0	\$0	\$0	\$0	\$0	\$0	\$0	363,651,729	113,161,998	52,256,146
SCOTLAND	\$0	\$0	\$0	\$0	\$0	\$0	\$0	334,067,670	50,035,793	28,419,993
BROOKINGS	\$0	\$54,825	\$0	\$0	\$0	\$30,729,940	\$0	216,407,920	1,141,507,884	767,095,610
ELKTON	\$0	\$0	\$1,504,442	\$0	\$0	\$1,344,103	\$0	216,926,373	63,985,812	194,729,794
SIOUX VALLEY	\$0	\$144,507	\$11,890,538	\$0	\$0	\$8,685,043	\$0	223,928,800	180,227,413	76,773,640
DEUBROOK AREA	\$0	\$0	\$0	\$0	\$0	\$0	\$0	308,202,513	102,082,323	70,040,000
ABERDEEN	\$42,197,045	\$5,725	\$73,423,203	\$0	\$0	\$18,675,378	\$0	377,611,743	1,633,682,534	854,520,067
FREDERICK AREA	\$104,042	\$0	\$0	\$0	\$0	\$0	\$0	312,177,705	29,806,626	22,702,674
WARNER	\$0	\$0	\$0	\$0	\$0	\$0	\$0	209,776,980	57,354,797	15,122,390
GROTON AREA	\$1	\$0	\$0	\$0	\$0	\$0	\$0	913,605,869	142,293,813	200,115,883
CHAMBERLAIN	\$0	\$0	\$0	\$0	\$0	\$0	\$0	466,299,836	154,691,786	128,866,484
KIMBALL	\$0	\$0	\$0	\$0	\$0	\$0	\$0	469,798,789	35,045,204	35,934,163
BELLE FOURCHE	\$3,078,088	\$0	\$0	\$0	\$0	\$0	\$0	104,050,361	438,867,869	226,238,775
NEWELL	\$496,387	\$0	\$0	\$0	\$0	\$0	\$0	234,487,152	77,518,641	45,269,669
HERREID	\$0	\$0	\$0	\$0	\$0	\$0	\$0	232,824,534	19,371,617	44,485,631
ANDES CENTRAL	\$2	\$0	\$0	\$0	\$0	\$0	\$0	149,307,141	51,300,060	74,402,617
WAGNER COMMUNITY	\$0	\$0	\$0	\$0	\$0	\$0	\$0	304,999,869	68,735,667	43,950,325
PLATTE - GEDDES	\$0	\$0	\$0	\$0	\$0	\$0	\$0	590,342,568	132,295,448	88,281,130
CLARK	\$0	\$0	\$544,747	\$0	\$0	\$20,982	\$0	672,018,278	117,431,402	120,240,833
WILLOW LAKE	\$0	\$0	\$0	\$0	\$0	\$0	\$0	370,307,374	45,945,278	47,881,792
VERMILLION	\$0	\$0	\$0	\$0	\$0	\$0	\$0	244,930,654	389,685,376	262,848,282
IRENE - WAKONDA	\$1	\$0	\$0	\$0	\$0	\$0	\$0	370,613,395	74,283,753	39,728,923
FLORENCE	\$0	\$0	\$0	\$0	\$0	\$0	\$0	115,224,433	28,944,361	5,587,311
HENRY	\$0	\$0	\$0	\$0	\$0	\$0	\$0	95,399,456	18,476,642	9,597,274
WATERTOWN	\$23,987,519	\$0	\$0	\$0	\$0	\$4,405,008	\$0	297,799,305	1,658,423,165	931,849,996
WAVERLY	\$0	\$0	\$0	\$0	\$0	\$0	\$0	218,691,062	30,928,543	11,927,069
MC INTOSH	\$0	\$0	\$0	\$0	\$0	\$0	\$0	182,491,611	4,395,653	4,581,403

	Local Effort	Local Effort	Local Effort			Local Effort	Local Effort			
District Name	Oth Disc	Ag TIF	OO TIF	M TIF	MOO TIF	Oth TIF	Utility TIF	Total Ag	Total OO	Total Other
MC LAUGHLIN	\$0	\$0	\$0	\$0	\$0	\$0	\$0	182,778,054	6,867,401	18,674,657
SMEE	\$0	\$0	\$0	\$0	\$0	\$0	\$0	14,283,734	169,643	648,862
CUSTER	\$0	\$6,338	\$78,058	\$0	\$0	\$6,772,955	\$0	159,266,504	878,483,890	603,721,931
ELK MOUNTAIN	\$0	\$0	\$0	\$0	\$0	\$0	\$0	19,689,498	23,159,138	39,557,102
ETHAN	\$1	\$0	\$0	\$0	\$0	\$0	\$0	116,120,486	35,387,201	11,351,859
MITCHELL	\$8	\$0	\$0	\$0	\$0	\$0	\$0	257,408,510	929,570,370	633,384,191
MOUNT VERNON	\$4	\$0	\$0	\$0	\$0	\$0	\$0	186,409,170	38,082,557	16,490,646
WAUBAY	\$0	\$0	\$0	\$0	\$0	\$0	\$0	121,401,267	39,326,293	49,133,374
WEBSTER AREA	\$20,914	\$0	\$0	\$0	\$0	\$0	\$0	350,057,029	185,005,352	175,077,228
DEUEL	\$0	\$0	\$0	\$0	\$0	\$0	\$0	451,285,682	157,959,219	114,226,876
EAGLE BUTTE	\$0	\$0	\$0	\$0	\$0	\$0	\$0	181,249,941	7,650,066	25,381,074
TIMBER LAKE	\$0	\$0	\$0	\$0	\$0	\$0	\$0	206,082,578	13,673,982	10,778,875
ARMOUR	\$0	\$0	\$0	\$0	\$0	\$0	\$0	164,250,525	25,716,092	15,000,563
CORSICA-STICKNEY	\$0	\$0	\$0	\$0	\$0	\$0	\$0	438,005,350	52,177,702	26,939,989
BOWDLE	\$0	\$0	\$0	\$0	\$0	\$0	\$0	208,159,985	14,424,368	28,324,079
EDMUNDS CENTRAL	\$0	\$0	\$0	\$0	\$0	\$0	\$0	428,852,885	19,450,765	66,034,283
IPSWICH PUBLIC	\$1	\$0	\$0	\$0	\$0	\$0	\$0	463,976,647	141,852,643	151,632,775
EDGEMONT	\$417,414	\$0	\$0	\$0	\$0	\$0	\$0	52,934,512	33,405,300	112,061,319
HOT SPRINGS	\$2,313,416	\$0	\$0	\$0	\$0	\$0	\$0	55,710,281	369,120,641	244,097,447
OELRICHS	\$108,888	\$0	\$0	\$0	\$0	\$0	\$0	55,846,632	12,547,850	7,324,503
FAULKTON AREA SCHOOLS	\$1	\$0	\$0	\$0	\$0	\$512,043	\$0	798,485,018	40,939,616	41,577,646
BIG STONE CITY	\$0	\$0	\$0	\$0	\$0	\$0	\$0	12,171,473	43,780,740	63,906,128
MILBANK	\$1	\$0	\$0	\$0	\$0	\$203,934	\$0	519,192,671	273,759,552	259,251,040
BURKE	\$0	\$0	\$0	\$0	\$0	\$0	\$0	167,221,265	38,395,755	20,932,723
GREGORY	\$0	\$0	\$0	\$0	\$0	\$0	\$0	285,783,467	61,410,110	45,541,805
SOUTH CENTRAL	\$0	\$0	\$0	\$0	\$0	\$0	\$0	130,914,224	19,029,157	16,749,726
HAAKON	\$1	\$0	\$0	\$0	\$0	\$0	\$0	429,917,918	45,734,500	37,879,160
CASTLEWOOD	\$0	\$0	\$0	\$0	\$0	\$0	\$0	181,408,662	80,982,571	28,577,357
ESTELLINE	\$0	\$0	\$0	\$0	\$0	\$0	\$0	208,219,963	90,021,737	109,301,088
HAMLIN	\$1	\$0	\$0	\$0	\$0	\$0	\$0	459,813,098	199,213,651	144,313,297
MILLER AREA	\$1	\$0	\$0	\$0	\$0	\$0	\$0	1,144,755,871	105,753,291	69,574,718
HANSON	\$0	\$0	\$1,672,199	\$0	\$0	\$226,272	\$0	296,535,967	73,246,411	34,768,751
BRIDGEWATER - EMERY	\$0	\$0	\$0	\$0	\$0	\$0	\$0	298,017,625	59,181,891	46,227,323
HARDING COUNTY	\$0	\$0	\$0	\$0	\$0	\$0	\$0	301,190,256	32,661,825	53,776,232
PIERRE	\$0	\$0	\$0	\$0	\$0	\$0	\$0	194,037,121	952,945,808	476,612,271
FREEMAN	\$0	\$0	\$0	\$0	\$0	\$0	\$0	309,936,392	107,842,378	54,668,390
MENNO	\$0	\$0	\$0	\$0	\$0	\$0	\$0	216,073,744	39,944,279	42,305,259

	Local Effort	Local Effort	Local Effort			Local Effort	Local Effort			
District Name	Oth Disc	Ag TIF	OO TIF	M TIF	MOO TIF	Oth TIF	Utility TIF	Total Ag	Total OO	Total Other
PARKSTON	\$0	\$0	\$0	\$0	\$0	\$0	\$0	396,215,234	122,301,716	37,541,593
TRIPP-DELMONT	\$0	\$0	\$0	\$0	\$0	\$0	\$0	322,930,885	31,036,463	28,173,776
HIGHMORE - HARROLD	\$0	\$0	\$0	\$0	\$0	\$0	\$0	730,291,222	37,397,626	41,981,540
KADOKA AREA	\$0	\$0	\$0	\$0	\$0	\$0	\$0	341,023,055	23,466,232	26,711,288
WESSINGTON SPRINGS	\$0	\$0	\$0	\$0	\$0	\$0	\$0	645,594,149	39,210,632	24,753,678
JONES COUNTY	\$0	\$0	\$0	\$0	\$0	\$0	\$0	285,104,739	19,398,334	23,905,808
ARLINGTON	\$2	\$0	\$0	\$0	\$0	\$0	\$0	265,993,035	109,306,019	64,988,476
DE SMET	\$2	\$0	\$0	\$0	\$0	\$0	\$0	358,693,186	82,674,387	67,099,348
LAKE PRESTON	\$0	\$0	\$0	\$0	\$0	\$0	\$0	250,546,936	56,859,253	40,449,139
CHESTER AREA	\$36	\$0	\$0	\$0	\$0	\$0	\$0	169,485,761	164,596,627	108,750,041
MADISON CENTRAL	\$265	\$0	\$0	\$0	\$0	\$0	\$0	309,935,452	531,166,515	321,407,228
RUTLAND	\$0	\$0	\$0	\$0	\$0	\$0	\$0	167,054,354	39,262,909	2,597,365
OLDHAM-RAMONA	\$0	\$0	\$0	\$0	\$0	\$0	\$0	261,373,530	27,814,153	13,402,632
LEAD-DEADWOOD	\$8	\$0	\$0	\$0	\$0	\$0	\$0	5,452,627	471,025,515	949,374,427
SPEARFISH	\$0	\$0	\$0	\$0	\$0	\$0	\$0	45,438,424	1,356,073,946	718,375,349
CANTON	\$104,843	\$0	\$0	\$0	\$0	\$0	\$0	260,810,839	452,323,099	146,798,750
HARRISBURG	\$0	\$0	\$0	\$0	\$0	\$0	\$0	76,966,741	2,909,247,404	1,171,060,906
LENNOX	\$0	\$0	\$0	\$0	\$0	\$0	\$0	257,604,954	484,717,044	186,041,680
TEA AREA	\$0	\$0	\$0	\$0	\$0	\$0	\$0	23,426,251	669,665,247	318,966,245
LYMAN	\$0	\$0	\$0	\$0	\$0	\$0	\$0	549,083,653	41,897,536	48,731,462
CANISTOTA	\$0	\$0	\$0	\$0	\$0	\$0	\$0	147,389,010	71,770,923	22,527,394
MONTROSE	\$0	\$0	\$0	\$0	\$0	\$0	\$0	151,928,758	56,828,111	18,415,490
MC COOK CENTRAL	\$0	\$0	\$0	\$0	\$0	\$0	\$0	305,587,095	95,617,388	40,307,794
EUREKA	\$1	\$0	\$0	\$0	\$0	\$0	\$0	424,369,991	30,417,726	48,659,230
LEOLA	\$0	\$0	\$0	\$0	\$0	\$0	\$0	348,898,512	26,565,887	25,027,521
BRITTON - HECLA	\$0	\$0	\$0	\$0	\$0	\$0	\$0	617,411,183	134,213,982	104,248,038
LANGFORD AREA	\$0	\$0	\$0	\$0	\$0	\$0	\$0	414,056,251	51,689,485	35,325,242
MEADE	\$19,221,883	\$0	\$20,487,012	\$0	\$1,254,341	\$2,012,575	\$0	547,259,838	1,364,416,843	658,975,419
FAITH	\$56,000	\$0	\$0	\$0	\$0	\$0	\$0	112,135,493	16,670,901	12,502,276
WHITE RIVER	\$0	\$0	\$0	\$0	\$0	\$0	\$0	144,320,876	10,588,914	8,555,453
HOWARD	\$0	\$0	\$1,122,814	\$0	\$0	\$293,885	\$0	545,386,419	69,287,497	91,597,528
BALTIC	\$248,539	\$0	\$0	\$0	\$0	\$0	\$0	67,015,365	184,673,560	35,559,784
BRANDON VALLEY	\$5,062,600	\$0	\$0	\$0	\$0	\$0	\$0	130,242,780	2,179,286,870	712,099,051
DELL RAPIDS	\$922,316	\$0	\$0	\$0	\$0	\$0	\$0	253,508,367	422,895,902	108,570,971
GARRETSON	\$381,308	\$0	\$0	\$0	\$0	\$0	\$0	123,940,625	204,904,975	47,750,365
SIOUX FALLS	\$21,397,914	\$0	\$6,167,228	\$0	\$0	\$17,253,799	\$0	14,033,128	9,473,095,665	6,727,929,379
TRI-VALLEY	\$16,748,921	\$0	\$0	\$0	\$0	\$0	\$0	183,676,755	462,076,870	269,792,781

	Local Effort	Local Effort	Local Effort			Local Effort	Local Effort			
District Name	Oth Disc	Ag TIF	OO TIF	M TIF	MOO TIF	Oth TIF	Utility TIF	Total Ag	Total OO	Total Other
WEST CENTRAL	\$1,995,541	\$0	\$0	\$0	\$0	\$0	\$0	165,386,788	558,769,233	180,455,946
FLANDREAU	\$0	\$0	\$0	\$0	\$0	\$0	\$0	371,650,297	123,681,864	46,107,236
COLMAN-EGAN	\$0	\$0	\$0	\$0	\$0	\$0	\$0	185,277,880	69,112,743	26,421,174
DOUGLAS	\$2,247,006	\$0	\$0	\$0	\$0	\$0	\$0	33,546,299	615,232,026	209,640,383
HILL CITY	\$0	\$0	\$0	\$0	\$0	\$0	\$0	4,182,510	340,487,763	416,323,577
NEW UNDERWOOD	\$0	\$0	\$0	\$0	\$0	\$0	\$0	95,206,904	52,236,677	19,815,068
RAPID CITY	\$1,073,541	\$0	\$13,208,583	\$0	\$0	\$80,394,244	\$31,759,937	59,308,269	6,721,252,043	4,005,263,001
WALL	\$0	\$0	\$0	\$0	\$0	\$0	\$0	231,475,503	53,784,777	49,652,950
BISON	\$0	\$0	\$0	\$0	\$0	\$0	\$0	304,425,051	18,491,282	12,014,927
LEMMON	\$6	\$0	\$0	\$0	\$0	\$0	\$0	394,225,037	43,268,096	40,172,957
GETTYSBURG	\$0	\$0	\$0	\$0	\$0	\$0	\$0	218,552,508	50,986,968	35,914,725
HOVEN	\$0	\$0	\$0	\$0	\$0	\$0	\$0	532,854,908	28,014,008	25,101,420
SISSETON PUBLIC	\$0	\$0	\$0	\$0	\$0	\$0	\$0	675,820,274	149,914,246	107,533,308
ROSHOLT	\$0	\$0	\$0	\$0	\$0	\$0	\$0	174,121,551	24,749,007	25,253,932
SUMMIT	\$0	\$0	\$0	\$0	\$0	\$0	\$0	133,847,781	12,001,066	17,239,301
WILMOT	\$0	\$0	\$0	\$0	\$0	\$0	\$0	196,560,629	41,623,260	33,562,507
WOONSOCKET	\$0	\$0	\$0	\$0	\$0	\$0	\$0	211,737,933	36,267,593	18,978,625
SANBORN CENTRAL	\$0	\$0	\$0	\$0	\$0	\$0	\$0	417,493,178	34,183,298	14,066,850
DOLAND	\$0	\$0	\$0	\$0	\$0	\$0	\$0	476,838,190	26,225,531	18,351,096
REDFIELD	\$0	\$0	\$0	\$0	\$0	\$0	\$0	428,232,224	100,725,173	110,363,925
HITCHCOCK - TULARE	\$0	\$0	\$0	\$0	\$0	\$0	\$0	562,866,834	41,779,316	63,233,404
NORTHWESTERN AREA	\$0	\$0	\$0	\$0	\$0	\$0	\$0	710,676,900	46,469,076	47,909,558
STANLEY COUNTY	\$0	\$0	\$0	\$0	\$0	\$0	\$0	323,178,778	208,910,305	110,959,757
AGAR - BLUNT - ONIDA	\$0	\$0	\$0	\$0	\$0	\$0	\$0	927,256,301	92,377,471	109,434,546
WINNER	\$745,432	\$0	\$0	\$0	\$0	\$0	\$0	670,044,065	126,288,996	94,969,826
COLOME CONSOLIDATED	\$0	\$0	\$0	\$0	\$0	\$0	\$0	318,578,881	17,148,819	10,898,397
CENTERVILLE	\$0	\$0	\$0	\$0	\$0	\$0	\$0	205,843,587	84,849,806	22,962,645
MARION	\$6	\$0	\$0	\$0	\$0	\$0	\$0	146,280,140	85,739,941	45,259,759
PARKER	\$0	\$0	\$0	\$0	\$0	\$0	\$0	182,849,638	179,917,279	43,548,308
VIBORG/HURLEY	\$5	\$0	\$0	\$0	\$0	\$0	\$0	295,023,213	138,727,276	51,576,181
ALCESTER-HUDSON	\$1	\$0	\$0	\$0	\$0	\$0	\$0	251,766,154	102,837,886	52,194,626
BERESFORD	\$0	\$0	\$0	\$0	\$0	\$0	\$0	315,483,233	201,313,568	82,218,885
ELK POINT-JEFFERSON	\$0	\$0	\$0	\$0	\$0	\$0	\$0	308,146,996	250,789,857	63,666,744
DAKOTA VALLEY	\$0	\$0	\$0	\$0	\$0	\$0	\$0	21,335,045	796,125,072	339,777,848
SELBY AREA	\$0	\$0	\$0	\$0	\$0	\$0	\$0	479,672,087	51,164,299	61,486,720
MOBRIDGE - POLLOCK	\$0	\$0	\$0	\$0	\$0	\$0	\$0	144,127,399	137,159,804	95,744,683
GAYVILLE-VOLIN	\$0	\$0	\$0	\$0	\$0	\$0	\$0	108,336,381	34,963,276	8,257,113

	Local Effort	Local Effort	Local Effort			Local Effort	Local Effort			
District Name	Oth Disc	Ag TIF	OO TIF	M TIF	MOO TIF	Oth TIF	Utility TIF	Total Ag	Total OO	Total Other
YANKTON	\$3	\$0	\$0	\$0	\$0	\$0	\$0	229,324,762	1,052,484,964	533,366,041
DUPREE	\$0	\$0	\$0	\$0	\$0	\$0	\$0	226,086,161	3,442,615	4,602,501
OGLALA LAKOTA	\$0	\$0	\$0	\$0	\$0	\$0	\$0	48,075,960	4,484,200	7,891,062
TODD COUNTY	\$0	\$0	\$0	\$0	\$0	\$0	\$0	175,987,298	12,689,241	18,142,316
	\$142,929,916	\$211,395	\$130,098,824	\$0	\$1,254,341	\$171,530,161	\$31,759,937	43,132,116,756	48,169,073,233	29,462,550,041

# Final Pay 2023 Valu

as of 1/5/2023

District Name	Total Valuation	1st Half Local Effort
PLANKINTON	353,692,404	247,408
WHITE LAKE	266,505,737	186,421
HURON	1,433,154,313	1,002,491
IROQUOIS	533,033,547	372,857
WOLSEY - WESSINGTON	509,646,439	356,498
BENNETT COUNTY	254,956,646	178,342
AVON	240,489,043	168,222
BON HOMME	529,069,873	370,084
SCOTLAND	412,523,456	288,560
BROOKINGS	2,125,011,414	1,486,445
ELKTON	475,641,979	332,712
SIOUX VALLEY	480,929,853	336,410
DEUBROOK AREA	480,324,836	335,987
ABERDEEN	2,865,814,344	2,004,637
FREDERICK AREA	364,687,005	255,099
WARNER	282,254,167	197,437
GROTON AREA	1,256,015,565	878,583
CHAMBERLAIN	749,858,106	524,526
KIMBALL	540,778,156	378,274
BELLE FOURCHE	769,157,005	538,025
NEWELL	357,275,462	249,914
HERREID	296,681,782	207,529
ANDES CENTRAL	275,009,818	192,369
WAGNER COMMUNITY	417,685,861	292,171
PLATTE - GEDDES	810,919,146	567,238
CLARK	909,690,513	636,329
WILLOW LAKE	464,134,444	324,662
VERMILLION	897,464,312	627,776
IRENE - WAKONDA	484,626,071	338,996
FLORENCE	149,756,105	104,754
HENRY	123,473,372	86,370
WATERTOWN	2,888,072,466	2,020,207
WAVERLY	261,546,674	182,952
MC INTOSH	191,468,667	133,932

District Name	Total Valuation	1st Half Local Effort
MC LAUGHLIN	208,320,112	145,720
SMEE	15,102,239	10,564
CUSTER	1,641,472,325	1,148,210
ELK MOUNTAIN	82,405,738	57,643
ETHAN	162,859,546	113,920
MITCHELL	1,820,363,071	1,273,344
MOUNT VERNON	240,982,373	168,567
WAUBAY	209,860,934	146,798
WEBSTER AREA	710,139,609	496,743
DEUEL	723,471,777	506,069
EAGLE BUTTE	214,281,081	149,890
TIMBER LAKE	230,535,435	161,260
ARMOUR	204,967,180	143,375
CORSICA-STICKNEY	517,123,041	361,728
BOWDLE	250,908,432	175,510
EDMUNDS CENTRAL	514,337,933	359,779
IPSWICH PUBLIC	757,462,065	529,845
EDGEMONT	198,401,131	138,782
HOT SPRINGS	668,928,369	467,915
OELRICHS	75,718,985	52,965
FAULKTON AREA SCHOOLS	881,002,280	616,261
BIG STONE CITY	119,858,341	83,841
MILBANK	1,052,203,263	736,016
BURKE	226,549,743	158,472
GREGORY	392,735,382	274,718
SOUTH CENTRAL	166,693,107	116,602
HAAKON	513,531,578	359,215
CASTLEWOOD	290,968,590	203,533
ESTELLINE	407,542,788	285,076
HAMLIN	803,340,046	561,936
MILLER AREA	1,320,083,880	923,399
HANSON	404,551,129	282,984
BRIDGEWATER - EMERY	403,426,839	282,197
HARDING COUNTY	387,628,313	271,146
PIERRE	1,623,595,200	1,135,705
FREEMAN	472,447,160	330,477
MENNO	298,323,282	208,677

District Name	Total Valuation	1st Half Local Effort
PARKSTON	556,058,543	388,963
TRIPP-DELMONT	382,141,124	267,308
HIGHMORE - HARROLD	809,670,388	566,364
KADOKA AREA	391,200,575	273,645
WESSINGTON SPRINGS	709,558,459	496,336
JONES COUNTY	328,408,881	229,722
ARLINGTON	440,287,530	307,981
DE SMET	508,466,921	355,673
LAKE PRESTON	347,855,328	243,325
CHESTER AREA	442,832,429	309,761
MADISON CENTRAL	1,162,509,195	813,175
RUTLAND	208,914,628	146,136
OLDHAM-RAMONA	302,590,315	211,662
LEAD-DEADWOOD	1,425,852,569	997,384
SPEARFISH	2,119,887,719	1,482,861
CANTON	859,932,688	601,523
HARRISBURG	4,157,275,051	2,908,014
LENNOX	928,363,678	649,390
TEA AREA	1,012,057,743	707,934
LYMAN	639,712,651	447,479
CANISTOTA	241,687,327	169,060
MONTROSE	227,172,359	158,907
MC COOK CENTRAL	441,512,277	308,838
EUREKA	503,446,947	352,161
LEOLA	400,491,920	280,144
BRITTON - HECLA	855,873,203	598,683
LANGFORD AREA	501,070,978	350,499
MEADE	2,570,652,100	1,798,171
FAITH	141,308,670	98,845
WHITE RIVER	163,465,243	114,344
HOWARD	706,271,444	494,037
BALTIC	287,248,709	200,930
BRANDON VALLEY	3,021,628,701	2,113,629
DELL RAPIDS	784,975,240	549,090
GARRETSON	376,595,965	263,429
SIOUX FALLS	16,215,058,172	11,342,433
TRI-VALLEY	915,546,406	640,425

District Name	Total Valuation	1st Half Local Effort
WEST CENTRAL	904,611,967	632,776
FLANDREAU	541,439,397	378,737
COLMAN-EGAN	280,811,797	196,428
DOUGLAS	858,418,708	600,464
HILL CITY	760,993,850	532,315
NEW UNDERWOOD	167,258,649	116,997
RAPID CITY	10,785,823,313	7,544,683
WALL	334,913,230	234,272
BISON	334,931,260	234,284
LEMMON	477,666,090	334,127
GETTYSBURG	305,454,201	213,665
HOVEN	585,970,336	409,886
SISSETON PUBLIC	933,267,828	652,821
ROSHOLT	224,124,490	156,775
SUMMIT	163,088,148	114,080
WILMOT	271,746,396	190,087
WOONSOCKET	266,984,151	186,755
SANBORN CENTRAL	465,743,326	325,787
DOLAND	521,414,817	364,730
REDFIELD	639,321,322	447,205
HITCHCOCK - TULARE	667,879,554	467,182
NORTHWESTERN AREA	805,055,534	563,136
STANLEY COUNTY	643,048,840	449,813
AGAR - BLUNT - ONIDA	1,129,068,318	789,783
WINNER	891,302,887	623,466
COLOME CONSOLIDATED	346,626,097	242,465
CENTERVILLE	313,656,038	219,402
MARION	277,279,840	193,957
PARKER	406,315,225	284,217
VIBORG/HURLEY	485,326,670	339,486
ALCESTER-HUDSON	406,798,666	284,556
BERESFORD	599,015,686	419,011
ELK POINT-JEFFERSON	622,603,597	435,511
DAKOTA VALLEY	1,157,237,965	809,488
SELBY AREA	592,323,106	414,330
MOBRIDGE - POLLOCK	377,031,886	263,734
GAYVILLE-VOLIN	151,556,770	106,014

District Name	Total Valuation	1st Half Local Effort
YANKTON	1,815,175,767	1,269,715
DUPREE	234,131,277	163,775
OGLALA LAKOTA	60,451,222	42,286
TODD COUNTY	206,818,855	144,670
	120,763,740,030	84,474,231

# Pay 2023 School District Levies

as of 2/8/2023

DISTRICT #	DISTRICT NAME	SPECIAL EDUCATION	Effort Factor	NOTES
1001	PLANKINTON	1.599	1.000	
1003	WHITE LAKE	1.250	0.890	
2002	HURON	1.599	1.000	
2003	IROQUOIS	0.469	0.340	
2006	WOLSEY - WESSINGTON	1.599	1.000	
3001	BENNETT COUNTY	1.599	1.000	
4001	AVON	1.599	1.000	
4002	BON HOMME	1.599	1.000	
4003	SCOTLAND	0.962	0.690	
5001	BROOKINGS	1.599	1.000	
5003	ELKTON	1.250	0.890	
5005	SIOUX VALLEY	1.599	1.000	
5006	DEUBROOK-AREA	1.599	1.000	
6001	ABERDEEN	1.399	1.000	
6002	FREDERICK AREA	0.833	0.600	
6005	WARNER	1.000	0.710	
6006	GROTON AREA	0.717	0.510	
7001	CHAMBERLAIN	1.500	1.000	
7002	KIMBALL	0.783	0.560	
9001	BELLE FOURCHE	1.599	1.000	
9002	NEWELL	1.599	1.000	
10001	HERRIED	1.308	0.930	
11001	ANDES CENTRAL	1.599	1.000	
11004	WAGNER COMMUNITY	1.599	1.000	
11005	PLATTE - GEDDES	0.750	0.540	
12002	CLARK	0.680	0.490	
12003	WILLOW LAKE	0.800	0.570	
13001	VERMILLION	1.599	1.000	
13003	IRENE - WAKONDA	1.599	1.000	
14001	FLORENCE	1.599	1.000	
14002	HENRY	1.599	1.000	
14004	WATERTOWN	1.599	1.000	
14005	WAVERLY	1.599	1.000	
15001	MC INTOSH	1.599	1.000	
15002	MC LAUGHLIN	1.599	1.000	
15003	SMEE	1.599	1.000	
16001	CUSTER	1.599	1.000	
16002	ELK MOUNTAIN	0.813	0.580	
17001	ETHAN	1.599	1.000	
17002	MITCHELL	1.599	1.000	
17003	MOUNT VERNON	1.599	1.000	
18003	WAUBAY	1.599	1.000	
18005	WEBSTER	1.367	0.980	
19004	DEUEL	1.016	0.730	
20001	EAGLE BUTTE	1.599	1.000	

20003	TIMBER LAKE	1.599	1.000
21001	ARMOUR	1.599	1.000
21003	CORSICA-STICKNEY	1.000	0.710
22001	BOWDLE	0.399	0.290
22005	EDMUNDS CENTRAL	0.292	0.210
22006	IPSWICH	0.834	0.600
23001	EDGEMONT	1.599	1.000
23002	HOT SPRINGS	1.599	1.000
23003	OELRICHS	1.599	1.000
24004	FAULKTON AREA	0.442	0.320
25001	BIG STONE CITY	1.599	1.000
25004	MILBANK	1.599	1.000
26002	BURKE	1.599	1.000
26004	GREGORY	1.599	1.000
26005	SOUTH CENTRAL	1.599	1.000
27001	HAAKON	1.022	0.730
28001	CASTLEWOOD	1.599	1.000
28002	ESTELLINE	1.599	1.000
28003	HAMLIN	1.599	1.000
29004	MILLER AREA	0.692	0.490
30001	HANSON	0.000	0.000
30003	BRIDGEWATER-EMERY	1.599	1.000
31001	HARDING COUNTY	1.081	0.770
32002	PIERRE	1.399	1.000
33001	FREEMAN	1.599	1.000
33002	MENNO	1.599	1.000
33003	PARKSTON	1.399	1.000
33005	TRIPP-DELMONT	1.599	1.000
34002	HIGHMORE - HARROLD	0.550	0.390
35002	KADOKA	0.476	0.340
36002	WESSINGTON SPRINGS	1.057	0.760
37003	JONES COUNTY	1.066	0.760
38001	ARLINGTON	1.599	1.000
38002	DE SMET	1.250	0.890
38003	LAKE PRESTON	1.599	1.000
39001	CHESTER AREA	1.599	1.000
39002	MADISON CENTRAL	1.399	1.000
39004	RUTLAND	1.130	0.810
39005	OLDHAM-RAMONA	1.300	0.930
40001	LEAD-DEADWOOD	1.022	0.730
40002	SPEARFISH	1.499	1.000
41001	CANTON	1.599	1.000
41002	HARRISBURG	1.599	1.000
41004	LENNOX	1.599	1.000
41005	TEA	1.119	0.800
42001	LYMAN	0.500	0.360
43001	CANISTOTA	1.599	1.000
43002	MONTROSE	1.599	1.000
43007	MC COOK CENTRAL	1.599	1.000
44001	EUREKA	0.900	0.640

True zero per DRR - 1/11/23

44002	LEOLA	1.599	1.000
45004	BRITTON - HECLA	0.759	0.540
45005	LANGFORD	0.830	0.590
46001	MEADE	1.400	1.000
46002	FAITH	1.599	1.000
47001	WHITE RIVER	1.500	1.000
48003	HOWARD	0.450	0.320
49001	BALTIC	1.599	1.000
49002	BRANDON VALLEY	1.599	1.000
49003	DELL RAPIDS	1.599	1.000
49004	GARRETSON	1.599	1.000
49005	SIOUX FALLS	1.599	1.000
49006	TRI-VALLEY	1.599	1.000
49007	WEST CENTRAL	1.599	1.000
50003	FLANDREAU	1.599	1.000
50005	COLMAN-EGAN	1.599	1.000
51001	DOUGLAS	1.599	1.000
51002	HILL CITY	1.599	1.000
51003	NEW UNDERWOOD	1.599	1.000
51004	RAPID CITY	1.599	1.000
51005	WALL	1.599	1.000
52001	BISON	0.448	0.320
52004	LEMMON	0.740	0.530
53001	GETTYSBURG	1.000	0.710
53002	HOVEN	0.650	0.460
54002	SISSETON PUBLIC	1.399	1.000
54004	ROSHOLT	1.599	1.000
54006	SUMMIT	1.599	1.000
54007	WILMOT	1.599	1.000
55004	WOONSOCKET	1.599	1.000
55005	SANBORN CENTRAL	0.429	0.310
56002	DOLAND	0.900	0.640
56004	REDFIELD	1.599	1.000
56006	HITCHCOCK - TULARE	0.820	0.590
56007	NORTHWESTERN AREA	0.254	0.180
57001	STANLEY COUNTY	1.599	1.000
58003	AGAR - BLUNT - ONIDA	0.600	0.430
59002	WINNER	1.079	0.770
59003	COLOME CONSOLIDATED	1.000	0.710
60001	CENTERVILLE	1.599	1.000
60003	MARION	1.599	1.000
60004	PARKER	1.599	1.000
60006	VIBORG-HURLEY	1.599	1.000
61001	ALCESTER-HUDSON	1.599	1.000
61002	BERESFORD	1.599	1.000
61007	ELK POINT-JEFFERSON	1.599	1.000
61008	DAKOTA VALLEY	1.500	1.000
62005	SELBY AREA	0.491	0.350
62006	MOBRIDGE - POLLOCK	1.599	1.000
63001	GAYVILLE-VOLIN	1.599	1.000

63003	YANKTON	1.599	1.000
64002	DUPREE	1.599	1.000
65001	OGLALA LAKOTA	1.599	1.000
66001	TODD COUNTY	1.599	1.000

Meade School District 46-1  
Statement of Cash Receipts, Disbursements, Cash Balance  
For Month End 2/28/2023

EXHIBIT A

	FUND 10	FUND 21	FUND 22	FUND 41	FUND 51	FUND 53	
February 1, 2023	GENERAL	CAPITAL OUTLAY	SPECIAL EDUC	PVE	FOOD SERVICE	ENTERPRISE	CUSTODIAL
BEGINNING BALANCES	5,663,409.16	4,038,611.91	823,081.62	-196,396.87	780,237.43	126,994.78	329,062.20
PETTY CASH	100.00						
CASH CHANGE	2,000.00						
ADVANCE PAYMENTS	16,489.81						
CASH IN BANK	1,068,752.31	6,720.92	87,892.73	-196,396.87	96,289.08	55,494.15	127,725.03
INVESTMENTS, PSBK	4,576,067.04	4,031,890.99	735,188.89		683,948.35	71,500.63	151,237.17
UNEMPLOYMENT SAVINGS	11,807.02						
INVESTMENTS, CD	406,582.89						50,100.00
INVESTMENTS, CD	1,063,608.68						
INVESTMENT US TREASURIES		2,014,735.94					
FUNDS AT FISCAL AGENT		5,020,027.31					
TRANSFERS IN:	156,018.58						
REVENUE:							
LOCAL TAXES	99,070.72	63,615.62	37,808.19				
OTHER SOURCES	39,259.58	1,796.12	907.45				
STATE	1,216,172.06		54,479.00				
FEDERAL	109,297.54		74,397.00	196,396.00	80,572.50		
OTHER SOURCES	22,865.32	6,562.06	4,263.90		82,338.78	15,431.45	25,617.57
TOTAL REVENUE	1,486,665.22	71,973.80	171,855.54	196,396.00	162,911.28	15,431.45	25,617.57
TO BE ACCT'D FOR:	7,306,092.96	4,110,585.71	994,937.16	-0.87	943,148.71	142,426.23	354,679.77
TRANSFER OUT:		500,000.00					
EXPENDITURES	1,954,647.86	164,389.80	360,753.22	487,390.77	167,553.25	14,136.45	27,498.62
ENDING BALANCES 2/28/2023	5,351,445.10	3,446,195.91	634,183.94	-487,391.64	775,595.46	128,289.78	327,181.15
PETTY CASH	100.00						
CASH CHANGE	2,000.00						
ADVANCE PAYMENTS	16,489.81						
CHECKING	1,092,883.89	2,331.12	59,183.78	-487,391.64	115,389.13	57,189.19	130,122.38
SAVINGS	4,239,971.40	3,443,864.79	575,000.16		660,206.33	71,668.90	146,958.77
UNEMPLOYMENT SAVINGS	11,810.64						
INVESTMENTS, CD	250,593.14						50,100.00
INVESTMENTS, CD	1,063,608.68						
INVESTMENT US TREASURIES		2,520,745.19					
FUNDS AT FISCAL AGENT		5,036,900.56					

Brett Burditt  
Business Manager

<b>SCHEDULE OF INVESTMENTS</b>		<b>2/28/2023</b>			
<b>GENERAL FUND</b>					
FIRST INTERSTATE BANK SAVINGS 6112					4,239,971.40
FIRST INTERSTATE UNEMPLOYMENT SAVINGS					11,810.64
FIRST INTERSTATE BANK CHECKING 7107					1,092,883.89
FIRST INTERSTATE CD					250,593.14
PIONEER BANK CD					1,063,608.68
<b>TOTAL GENERAL FUND</b>					<b>6,658,867.75</b>
<b>CAPITAL OUTLAY</b>					
FIRST INTERSTATE BANK SAVINGS 6112					3,443,864.79
FIRST INTERSTATE BANK CHECKING 7107					2,331.12
FIRST INTERSTATE BANK CD					0.00
FUNDS AT FISCAL AGENT					5,036,900.56
US TREASURIES					252,074.19
<b>TOTAL CAPITAL OUTLAY</b>					<b>11,003,841.66</b>
<b>SPECIAL EDUCATION</b>					
FIRST INTERSTATE BANK SAVINGS 6112					575,000.16
FIRST INTERSTATE BANK CHECKING 7107					59,183.78
<b>TOTAL SPECIAL EDUCATION</b>					<b>634,183.94</b>
<b>FOOD SERVICE</b>					
FIRST INTERSTATE BANK SAVINGS 6112					660,206.33
FIRST INTERSTATE BANK CHECKING 7107					1,153,889.13
FIRST INTERSTATE BANK CD					0.00
<b>TOTAL FOOD SERVICE</b>					<b>1,814,095.46</b>
<b>ENTERPRISE</b>					
FIRST INTERSTATE BANK SAVINGS 6112					71,668.90
FIRST INTERSTATE BANK CHECKING 7107					57,189.19
<b>TOTAL CONCESSION</b>					<b>128,858.09</b>
<b>TOTAL ALL FUNDS</b>					<b>14,272,905.80</b>
ALICE HAYES SCHOLARSHIP			6,717.77		
CD, CENTRAL, GRIMSBO SCHOLARSHIP			3,632.11		
PSBK/CD CNTRL, KEY CITY RIDING CLUB			3,599.97		
CD, CENTRAL, SIGMAN			509.26		
CD, CENTRAL, WOODLE SCHOLARSHIP			10,525.30		
PSBK, CENTRAL, BROWN SCHOLARSHIP			689.50		
PSBK, CENTRAL FLEXIBLE CAFETERIA			35,545.73		
CD, CENTRAL SIGMAN SCHOLARSHIP			1,251.04		
			62,470.68		
<b>TOTAL ALL FUNDS INVESTED</b>					<b>14,335,376.48</b>
Brett Burditt -Business Manager Meade 46-1					

**Revenue Summary Report**  
Processing Month: 02/2023  
EXHIBIT C

<b>Fund: 10 GENERAL FUND</b>						
<u>Account Number</u>	<u>Description</u>	<u>Revised Budget</u>	<u>During Month</u>	<u>To Date</u>	<u>% of Budget</u>	<u>Budget Balance</u>
10 1110 000	AD VALOREN TAXES	8,133,149.00	90,789.69	3,534,800.36	43.46	4,598,348.64
10 1112 000	AD VALOREM MOBILE HOMES	170,000.00	836.11	82,775.50	48.69	87,224.50
10 1120 000	PRIOR YEAR AD VALOREM	45,000.00	7,444.92	19,639.69	43.64	25,360.31
10 1140 000	UTILITY TAXES	215,000.00	0.00	0.00	0.00	215,000.00
10 1190 000	PENALTIES AND INTEREST	40,000.00	2,508.00	23,785.72	59.46	16,214.28
10 1510 000	INVESTMENT EARNINGS	10,000.00	8,260.83	46,946.33	469.46	(36,946.33)
10 1510 011	INVESTMENT EARNINGS	0.00	28.83	261.50	0.00	(261.50)
10 1510 020	INVESTMENT EARNINGS	0.00	3.62	26.50	0.00	(26.50)
10 1510 107	INVESTMENT EARNINGS	0.00	0.00	871.20	0.00	(871.20)
10 1710 000	ADMISSIONS	60,000.00	6,483.00	48,551.21	80.92	11,448.79
10 1740 000	RENTALS, COCURRICULAR ACTIVITY	0.00	0.00	105.00	0.00	(105.00)
10 1790 000	OTHER PUPIL ACTIVITY INCOME	15,000.00	0.00	0.00	0.00	15,000.00
10 1910 000	RENTALS	18,000.00	2,146.13	19,595.54	108.86	(1,595.54)
10 1920 000	CONTRIBUTIONS AND DONATIONS	50,000.00	0.00	0.00	0.00	50,000.00
10 1920 200	CONTRIBUTIONS AND DONATIONS	0.00	0.00	1,509.87	0.00	(1,509.87)
10 1920 201	CONTRIBUTIONS AND DONATIONS	0.00	1,221.17	1,946.17	0.00	(1,946.17)
10 1920 400	CONTRIBUTIONS AND DONATIONS	0.00	0.00	22,500.75	0.00	(22,500.75)
10 1950 000	REFUND PRIOR YEARS' EXPENDITURES	30,000.00	0.00	58,724.68	195.75	(28,724.68)
10 1971 000	INSURANCE PREMIUMS	16,000.00	0.00	8,087.00	50.54	7,913.00
10 1971 200	INSURANCE PREMIUMS	0.00	0.00	350.00	0.00	(350.00)
10 1971 201	INSURANCE PREMIUMS	0.00	77.00	621.40	0.00	(621.40)
10 1971 400	INSURANCE PREMIUMS	0.00	0.00	275.00	0.00	(275.00)
10 1973 000	MEDICAID	43,000.00	0.00	27,032.31	62.87	15,967.69
10 1990 000	OTHER	15,000.00	170.80	1,862.86	12.42	13,137.14
10 1990 100	OTHER	0.00	1,173.40	1,173.40	0.00	(1,173.40)
10 1990 110	OTHER	0.00	1,153.27	1,153.27	0.00	(1,153.27)
10 1990 120	OTHER	0.00	0.00	1,746.04	0.00	(1,746.04)
10 1990 140	OTHER	0.00	231.32	1,371.27	0.00	(1,371.27)
10 1990 200	OTHER	0.00	10.00	205.10	0.00	(205.10)
10 1990 201	OTHER-STAGEBARN	0.00	1,243.71	1,657.39	0.00	(1,657.39)
10 1990 239	OTHER	0.00	0.00	5,000.00	0.00	(5,000.00)
10 1990 400	OTHER	0.00	43.00	6,451.56	0.00	(6,451.56)
Subtotal: REVENUE FROM LOCAL SOURCES		8,860,149.00	123,824.80	3,919,026.62	44.23	4,941,122.38
10 2110 000	COUNTY APPORTIONMENT	335,000.00	36,751.58	271,490.97	81.04	63,509.03
Subtotal: REV FROM INTERMEDIATE SOURCES		335,000.00	36,751.58	271,490.97	81.04	63,509.03
10 3111 030	STATE AID	12,143,490.00	888,329.00	7,768,656.00	63.97	4,374,834.00
10 3112 030	STATE APPORTIONMENT	210,000.00	215,539.98	215,539.98	102.64	(5,539.98)
10 3114 030	BANK FRANCHISE TAX	100,000.00	111,475.48	111,475.48	111.48	(11,475.48)
10 3119 030	GAMING REVENUE	7,500.00	0.00	8,685.39	115.81	(1,185.39)
10 3129 048	TATU GRANT	0.00	827.60	2,827.60	0.00	(2,827.60)
10 3900 030	OTHER STATE REVENUE	6,000.00	0.00	1,998.96	33.32	4,001.04
10 3900 050	OTHER STATE REVENUE	0.00	0.00	695.25	0.00	(695.25)
10 3910 030	NATIONAL GUARD RENT	5,700.00	0.00	2,850.00	50.00	2,850.00
Subtotal: REVENUE FROM STATE SOURCES		12,472,690.00	1,216,172.06	8,112,728.66	65.04	4,359,961.34
10 4121 000	NATIONAL MINERALS	25,000.00	0.00	23,890.68	95.56	1,109.32
10 4122 000	TAYLOR GRAZING	14,500.00	0.00	12,954.58	89.34	1,545.42
10 4131 000	NATIONAL FOREST LANDS	15,000.00	0.00	0.00	0.00	15,000.00
10 4151 014	FFV GRANT	59,841.00	5,120.54	46,265.75	77.31	13,575.25

**Revenue Summary Report**  
Processing Month: 02/2023  
EXHIBIT C

<b>Fund: 10 GENERAL FUND</b>						
<u>Account Number</u>	<u>Description</u>	<u>Revised Budget</u>	<u>During Month</u>	<u>To Date</u>	<u>% of Budget</u>	<u>Budget Balance</u>
10 4151 040	GRANTS-FEDERAL THRU STATE	24,996.00	0.00	0.00	0.00	24,996.00
10 4153 044	TITLE IV	38,091.00	18,937.00	29,837.00	78.33	8,254.00
10 4158 042	TITLE I	585,305.00	46,084.00	263,452.00	45.01	321,853.00
10 4158 047	TITLE I- 1003 SCHOOL IMPROV.	35,000.00	4,083.00	4,083.00	11.67	30,917.00
10 4159 503	TITLE II PART A	188,250.00	0.00	65,109.00	34.59	123,141.00
10 4161 000	VOCATIONAL EDUCATION	51,529.00	0.00	32,607.00	63.28	18,922.00
10 4190 045	ESSR II	14,700.00	0.00	14,624.00	99.48	76.00
10 4191 246	ESSR3 LEARNING LOSS	462,407.00	35,073.00	177,030.00	38.28	285,377.00
10 4191 511	ESSR3	170,580.00	0.00	0.00	0.00	170,580.00
Subtotal: REVENUE FROM FEDERAL SOURCES		1,685,199.00	109,297.54	669,853.01	39.75	1,015,345.99
10 5140 000	COMPENSATION-LOSS OF GNRL FA	0.00	0.00	2,493.34	0.00	(2,493.34)
Subtotal: OTHER SOURCES		0.00	0.00	2,493.34	0.00	(2,493.34)
Fund Total:		23,353,038.00	1,486,045.98	12,975,592.60	55.56	10,377,445.40
<b>Fund: 21 CAPITAL OUTLAY</b>						
<u>Account Number</u>	<u>Description</u>	<u>Revised Budget</u>	<u>During Month</u>	<u>To Date</u>	<u>% of Budget</u>	<u>Budget Balance</u>
21 1110 000	AD VALOREM TAXES	6,065,256.00	56,547.36	2,697,607.40	44.48	3,367,648.60
21 1112 000	AD VALOREM MOBILE HOMES	145,000.00	439.45	57,248.69	39.48	87,751.31
21 1120 000	PRIOR YEARS' AD VALOREM TAXES	30,000.00	6,628.81	16,688.81	55.63	13,311.19
21 1190 000	PENALTIES AND INTEREST ON TAXES	10,000.00	1,796.12	10,709.88	107.10	(709.88)
21 1510 000	INVESTMENTS EARNINGS	3,000.00	6,562.06	37,199.60	1,239.99	(34,199.60)
21 1510 022	INVESTMENT EARNINGS	0.00	16,873.25	36,900.56	0.00	(36,900.56)
21 1510 107	INVESTMENT EARNINGS	0.00	0.00	217.38	0.00	(217.38)
21 1510 108	INVESTMENT EARNINGS	0.00	0.00	1,883.42	0.00	(1,883.42)
21 1510 120	INVESTMENT EARNINGS	0.00	6,009.25	18,987.99	0.00	(18,987.99)
21 1510 121	INVESTMENT EARNINGS	0.00	0.00	508.11	0.00	(508.11)
21 1510 122	INVESTMENT EARNINGS	0.00	0.00	271.54	0.00	(271.54)
Subtotal: REVENUE FROM LOCAL SOURCES		6,253,256.00	94,856.30	2,878,223.38	46.03	3,375,032.62
21 4190 045	ESSR II	710,000.00	0.00	613,981.00	86.48	96,019.00
21 4900 021	OTHER FEDERAL REVENUE QSCB	253,000.00	0.00	129,467.31	51.17	123,532.69
Subtotal: REVENUE FROM FEDERAL SOURCES		963,000.00	0.00	743,448.31	77.20	219,551.69
21 5125 022	CAPITAL OUTLAY CERTIFICATE PRC	0.00	0.00	5,000,000.00	0.00	(5,000,000.00)
21 5130 000	SALE OF SURPLUS PROPERTY	0.00	0.00	466.70	0.00	(466.70)
Subtotal: OTHER SOURCES		0.00	0.00	5,000,466.70	0.00	(5,000,466.70)
Fund Total:		7,216,256.00	94,856.30	8,622,138.39	119.48	(1,405,882.39)
<b>Fund: 22 SPECIAL EDUCATION</b>						
<u>Account Number</u>	<u>Description</u>	<u>Revised Budget</u>	<u>During Month</u>	<u>To Date</u>	<u>% of Budget</u>	<u>Budget Balance</u>
22 1110 000	AD VALOREM TAXES	3,265,553.00	34,002.64	1,516,024.08	46.42	1,749,528.92
22 1112 000	AD VALOREM MOBILE HOMES	85,000.00	264.33	32,142.61	37.81	52,857.39
22 1120 000	PRIOR YEARS' AD VALOREM TAXES	18,000.00	3,541.22	8,915.05	49.53	9,084.95
22 1190 000	PENALTIES AND INTEREST ON TAXES	8,000.00	907.45	5,884.17	73.55	2,115.83
22 1510 000	INVESTMENT EARNINGS	400.00	1,095.63	8,395.44	2,098.86	(7,995.44)
22 1920 000	CONTRIBUTIONS AND DONATIONS	0.00	266.13	1,748.42	0.00	(1,748.42)
22 1972 000	MEDICAID DIRECT SERVICES TITLE XIX	20,000.00	2,902.14	13,128.90	65.64	6,871.10
22 1973 000	MEDICAID	5,000.00	0.00	4,219.00	84.38	781.00
Subtotal: REVENUE FROM LOCAL SOURCES		3,401,953.00	42,979.54	1,590,457.67	46.75	1,811,495.33
22 3121 030	EXCEPTIONAL CHILDREN- STATE AID	748,742.00	54,479.00	629,163.00	84.03	119,579.00
Subtotal: REVENUE FROM STATE SOURCES		748,742.00	54,479.00	629,163.00	84.03	119,579.00

**Revenue Summary Report**  
Processing Month: 02/2023  
EXHIBIT C

**Fund: 22 SPECIAL EDUCATION**

<u>Account Number</u>	<u>Description</u>	<u>Revised Budget</u>	<u>During Month</u>	<u>To Date</u>	<u>% of Budget</u>	<u>Budget Balance</u>
22 4175 041	SPECIAL ED - IDEA - PART B	867,849.00	73,104.00	366,758.00	42.26	501,091.00
22 4186 043	SPECIAL ED - PRESCHOOL GRANTS	16,868.00	1,293.00	6,489.00	38.47	10,379.00
Subtotal: REVENUE FROM FEDERAL SOURCES		884,717.00	74,397.00	373,247.00	42.19	511,470.00
Fund Total:		5,035,412.00	171,855.54	2,592,867.67	51.49	2,442,544.33

**Fund: 31 DEBT SERVICE QZAB 2010**

<u>Account Number</u>	<u>Description</u>	<u>Revised Budget</u>	<u>During Month</u>	<u>To Date</u>	<u>% of Budget</u>	<u>Budget Balance</u>
31 1510 000	INVESTMENT EARNINGS	0.00	0.00	427.74	0.00	(427.74)
Subtotal: REVENUE FROM LOCAL SOURCES		0.00	0.00	427.74	0.00	(427.74)
31 5110 000	OPERATING TRANSFERS IN	40,000.00	0.00	40,000.00	100.00	0.00
Subtotal: OTHER SOURCES		40,000.00	0.00	40,000.00	100.00	0.00
Fund Total:		40,000.00	0.00	40,427.74	101.07	(427.74)

**Fund: 32 DEBT SERVICE QSCB 2010**

<u>Account Number</u>	<u>Description</u>	<u>Revised Budget</u>	<u>During Month</u>	<u>To Date</u>	<u>% of Budget</u>	<u>Budget Balance</u>
32 1510 000	INVESTMENT EARNINGS	0.00	12,699.37	55,663.54	0.00	(55,663.54)
Subtotal: REVENUE FROM LOCAL SOURCES		0.00	12,699.37	55,663.54	0.00	(55,663.54)
32 5110 000	OPERATING TRANSFERS IN	586,191.00	0.00	292,765.15	49.94	293,425.85
Subtotal: OTHER SOURCES		586,191.00	0.00	292,765.15	49.94	293,425.85
Fund Total:		586,191.00	12,699.37	348,428.69	59.44	237,762.31

**Fund: 41 PIEDMONT VALLEY ELEMENTARY**

<u>Account Number</u>	<u>Description</u>	<u>Revised Budget</u>	<u>During Month</u>	<u>To Date</u>	<u>% of Budget</u>	<u>Budget Balance</u>
41 4191 046	ESSR3 GENERAL	2,828,762.00	196,396.00	1,954,887.00	69.11	873,875.00
Subtotal: REVENUE FROM FEDERAL SOURCES		2,828,762.00	196,396.00	1,954,887.00	69.11	873,875.00
41 5110 000	OPERATING TRANSFERS IN	920,000.00	0.00	0.00	0.00	920,000.00
Subtotal: OTHER SOURCES		920,000.00	0.00	0.00	0.00	920,000.00
Fund Total:		3,748,762.00	196,396.00	1,954,887.00	52.15	1,793,875.00

**Fund: 51 FOOD SERVICE**

<u>Account Number</u>	<u>Description</u>	<u>Revised Budget</u>	<u>During Month</u>	<u>To Date</u>	<u>% of Budget</u>	<u>Budget Balance</u>
51 1510 000	INVESTMENT EARNINGS	100.00	1,257.98	7,002.24	7,002.24	(6,902.24)
51 1610 000	SALES TO PUPILS	691,000.00	74,090.47	424,463.94	61.43	266,536.06
51 1620 000	SALES TO ADULTS	20,000.00	2,992.65	18,679.43	93.40	1,320.57
51 1630 000	A LA CARTE SALES	10,000.00	60.05	342.35	3.42	9,657.65
51 1660 000	OTHER SALES	35,000.00	3,140.08	17,031.74	48.66	17,968.26
51 1670 000	LOCAL DONATIONS	0.00	0.00	3,000.00	0.00	(3,000.00)
51 1690 000	MISC REVENUE FROM OTHER SOURCE	1,500.00	0.00	1,106.71	73.78	393.29
51 1950 000	REFUND OF PRIOR YEARS' EXPEND	0.00	0.00	30.48	0.00	(30.48)
Subtotal: REVENUE FROM LOCAL SOURCES		757,600.00	81,541.23	471,656.89	62.26	285,943.11
51 4811 000	FEDERAL REIMBURSEMENT-SCHOOL LUNCH	591,000.00	67,902.66	311,615.07	52.73	279,384.93
51 4812 000	FEDERAL REIMBURSEMENT-SCHOOL BREAKFAST	100,000.00	11,545.20	50,593.15	50.59	49,406.85
51 4813 000	FEDERAL REIMBURSEMENT-AFTER SCHOOL CARE	700.00	682.38	3,151.53	450.22	(2,451.53)
51 4814 000	FEDERAL REIMBURSEMENT SUMMER PROGRAM	10,000.00	0.00	2,034.88	20.35	7,965.12
51 4815 000	FEDERAL REIMBURSEMENT MILK	0.00	442.26	1,995.57	0.00	(1,995.57)
51 4820 000	DONATED FOOD	15,000.00	0.00	58,051.46	387.01	(43,051.46)
Subtotal: REVENUE FROM FEDERAL SOURCES		716,700.00	80,572.50	427,441.66	59.64	289,258.34
Fund Total:		1,474,300.00	162,113.73	899,098.55	60.98	575,201.45

**Fund: 53 ENTERPRISE FUND**

<u>Account Number</u>	<u>Description</u>	<u>Revised Budget</u>	<u>During Month</u>	<u>To Date</u>	<u>% of Budget</u>	<u>Budget Balance</u>
-----------------------	--------------------	-----------------------	---------------------	----------------	--------------------	-----------------------

**Revenue Summary Report**  
Processing Month: 02/2023  
EXHIBIT C

**Fund: 53 ENTERPRISE FUND**

<u>Account Number</u>	<u>Description</u>	<u>Revised Budget</u>	<u>During Month</u>	<u>To Date</u>	<u>% of Budget</u>	<u>Budget Balance</u>
53 1316 015	DRIVERS EDUCATION	16,313.00	0.00	0.00	0.00	16,313.00
53 1510 000	INVESTMENT EARNINGS	0.00	168.27	532.07	0.00	(532.07)
53 1510 019	INVESTMENT EARNINGS	0.00	0.00	349.36	0.00	(349.36)
53 1660 000	OTHER SALES	55,477.00	9,021.18	50,927.81	91.80	4,549.19
53 1660 400	OTHER SALES	54,000.00	0.00	52,094.00	96.47	1,906.00
53 1982 019	LATCHKEY SERVICES	50,000.00	6,242.00	34,628.00	69.26	15,372.00
Subtotal: REVENUE FROM LOCAL SOURCES		175,790.00	15,431.45	138,531.24	78.80	37,258.76
Fund Total:		175,790.00	15,431.45	138,531.24	78.80	37,258.76

**Fund: 61 NON EXPENDABLE CUSTODIAL**

<u>Account Number</u>	<u>Description</u>	<u>Revised Budget</u>	<u>During Month</u>	<u>To Date</u>	<u>% of Budget</u>	<u>Budget Balance</u>
61 1790 280	ALICE-LESTER HAYES SCHOLARSHIP	0.00	0.00	8.96	0.00	(8.96)
61 1790 315	GRIMSBO SCHOLARSHIP	0.00	0.00	8.68	0.00	(8.68)
61 1790 340	KEY CITY RIDING	0.00	0.00	8.68	0.00	(8.68)
61 1790 470	WOODLE GOLF	0.00	0.00	9.47	0.00	(9.47)
Subtotal: REVENUE FROM LOCAL SOURCES		0.00	0.00	35.79	0.00	(35.79)
Fund Total:		0.00	0.00	35.79	0.00	(35.79)

**Fund: 66 EXPENDABLE CUSTODIAL FUND**

<u>Account Number</u>	<u>Description</u>	<u>Revised Budget</u>	<u>During Month</u>	<u>To Date</u>	<u>% of Budget</u>	<u>Budget Balance</u>
66 1790 070	WM BROWN	0.00	8.11	14.83	0.00	(14.83)
66 1790 085	CAFETERIA FUND	0.00	12,554.57	98,098.50	0.00	(98,098.50)
66 1790 452	ALEN SIGMAN MEMORIAL	0.00	0.00	8.67	0.00	(8.67)
Subtotal: REVENUE FROM LOCAL SOURCES		0.00	12,562.68	98,122.00	0.00	(98,122.00)
Fund Total:		0.00	12,562.68	98,122.00	0.00	(98,122.00)

**Fund: 71 HIGH SCHOOL CUSTODIAL FUND**

<u>Account Number</u>	<u>Description</u>	<u>Revised Budget</u>	<u>During Month</u>	<u>To Date</u>	<u>% of Budget</u>	<u>Budget Balance</u>
71 1790 009	ACADEMIC	0.00	168.46	1,480.99	0.00	(1,480.99)
71 1790 010	ANNUAL	0.00	252.00	6,103.00	0.00	(6,103.00)
71 1790 020	ART	0.00	0.00	375.00	0.00	(375.00)
71 1790 093	Class of 2023	0.00	0.00	1,129.00	0.00	(1,129.00)
71 1790 094	CLASS OF 2024	0.00	0.00	1,087.00	0.00	(1,087.00)
71 1790 095	CLASS OF 2025	0.00	0.00	1,020.00	0.00	(1,020.00)
71 1790 096	CLASS OF 2026	0.00	0.00	1,095.00	0.00	(1,095.00)
71 1790 135	CULINARY ARTS	0.00	845.00	1,611.00	0.00	(1,611.00)
71 1790 190	FFA	0.00	0.00	20,935.88	0.00	(20,935.88)
71 1790 200	FCCLA	0.00	824.50	1,877.50	0.00	(1,877.50)
71 1790 320	VICA	0.00	0.00	17.00	0.00	(17.00)
71 1790 410	MEMORIAL SCHOLARSHIPS	0.00	2,500.00	4,500.00	0.00	(4,500.00)
71 1790 414	COKE SCHOLARSHIP	0.00	0.00	1,068.00	0.00	(1,068.00)
71 1790 450	S CLUB	0.00	2,250.20	55,379.15	0.00	(55,379.15)
71 1790 520	SPANISH	0.00	0.00	630.00	0.00	(630.00)
71 1790 530	SPEECH	0.00	51.00	616.00	0.00	(616.00)
71 1790 540	STUDENT COUNCIL	0.00	0.00	5,359.30	0.00	(5,359.30)
71 1790 550	DRAMA-THESPIANS	0.00	216.00	690.00	0.00	(690.00)
Subtotal: REVENUE FROM LOCAL SOURCES		0.00	7,107.16	104,973.82	0.00	(104,973.82)
Fund Total:		0.00	7,107.16	104,973.82	0.00	(104,973.82)

**Fund: 72 CENTRAL CUSTODIAL FUND**

<u>Account Number</u>	<u>Description</u>	<u>Revised Budget</u>	<u>During Month</u>	<u>To Date</u>	<u>% of Budget</u>	<u>Budget Balance</u>
72 1790 220	STURGIS ELEMENTARY	0.00	18.94	15,262.78	0.00	(15,262.78)

**Revenue Summary Report**  
Processing Month: 02/2023  
EXHIBIT C

<b>Fund: 72 CENTRAL CUSTODIAL FUND</b>		<u>Revised Budget</u>	<u>During Month</u>	<u>To Date</u>	<u>% of Budget</u>	<u>Budget Balance</u>
<u>Account Number</u>	<u>Description</u>					
72 1790 230	STUDENT COUNCIL-PIEDMONT	0.00	0.00	10,216.11	0.00	(10,216.11)
72 1790 250	RURAL	0.00	0.00	760.00	0.00	(760.00)
72 1790 260	WHITEWOOD	0.00	2,500.00	4,208.00	0.00	(4,208.00)
Subtotal: REVENUE FROM LOCAL SOURCES		0.00	2,518.94	30,446.89	0.00	(30,446.89)
Fund Total:		0.00	2,518.94	30,446.89	0.00	(30,446.89)
<b>Fund: 73 MIDDLE SCHOOL CUSTODIAL FUND</b>		<u>Revised Budget</u>	<u>During Month</u>	<u>To Date</u>	<u>% of Budget</u>	<u>Budget Balance</u>
<u>Account Number</u>	<u>Description</u>					
73 1790 540	SWMS STUDENT COUNCIL	0.00	3,112.77	18,782.80	0.00	(18,782.80)
73 1790 550	SBMS STUDENT COUNCIL	0.00	316.02	7,394.52	0.00	(7,394.52)
Subtotal: REVENUE FROM LOCAL SOURCES		0.00	3,428.79	26,177.32	0.00	(26,177.32)
Fund Total:		0.00	3,428.79	26,177.32	0.00	(26,177.32)
<b>Grand Total:</b>		<b>41,629,749.00</b>	<b>2,165,015.94</b>	<b>27,831,727.70</b>	<b>66.86</b>	<b>13,798,021.30</b>

EXHIBIT D

Account Number	Account Description	Revised Budget	During Month	To Date	Balance at EOM	Encumbrances	Unencumbered	% of Budget
<b>10</b>	<b>GENERAL FUND</b>						Balance	
1111	REGULAR TERM	\$5,703,266.00	\$466,895.82	\$2,821,506.43	\$2,881,759.57	\$12,902.24	\$2,868,857.33	49.70
1112	SUMMER TERM	\$29,763.00	\$0.00	\$0.00	\$29,763.00	\$0.00	\$29,763.00	0.00
1121	REGULAR TERM	\$3,723,461.00	\$299,626.94	\$1,809,482.06	\$1,913,978.94	\$3,587.26	\$1,910,391.68	48.69
1122	SUMMER TERM	\$12,000.00	\$2,506.00	\$10,987.22	\$1,012.78	\$0.00	\$1,012.78	91.56
1131	REGULAR TERM	\$3,219,056.00	\$255,851.29	\$1,576,243.07	\$1,642,812.93	\$178,098.62	\$1,464,714.31	54.50
1132	SUMMER TERM-INCLUDES PROJ EASY	\$15,419.00	\$1,721.83	\$7,611.90	\$7,807.10	\$0.00	\$7,807.10	49.37
1142	TITLE I PRESCHOOL	\$33,119.00	\$2,953.89	\$16,274.63	\$16,844.37	\$0.00	\$16,844.37	49.14
1190	OTHER REGULAR PROGRAMS	\$3,115.00	\$0.00	\$0.00	\$3,115.00	\$0.00	\$3,115.00	0.00
1210	PROGRAMS FOR GIFTED & TALENTED	\$67,495.00	\$5,604.66	\$33,835.69	\$33,659.31	\$0.00	\$33,659.31	50.13
1250	CULTURALLY DIFFERENT	\$24,848.00	\$780.48	\$5,363.53	\$19,484.47	\$0.00	\$19,484.47	21.59
1273	HELPING DISADV CHILD MEET STAN	\$560,023.00	\$46,408.79	\$298,264.27	\$261,758.73	\$1,530.49	\$260,228.24	53.53
2113	SOCIAL WORK SERVICES	\$74,033.00	\$5,424.12	\$32,499.49	\$41,533.51	\$0.00	\$41,533.51	43.90
2116	Title I attendance & Social work	\$5,000.00	\$0.00	\$0.00	\$5,000.00	\$0.00	\$5,000.00	0.00
2122	COUNSELING SERVICES	\$686,363.00	\$55,099.67	\$340,718.27	\$345,644.73	\$2,174.29	\$343,470.44	49.96
2128	TITLE I PARENTAL INVOLVEMENT ACTIVITIES	\$6,900.00	\$441.00	\$2,829.65	\$4,070.35	\$1,998.69	\$2,071.66	69.98
2133	DENTAL SERVICES	\$6,000.00	\$0.00	\$2,500.00	\$3,500.00	\$0.00	\$3,500.00	41.67
2134	NURSE SERVICES	\$250,031.00	\$14,554.90	\$100,848.96	\$149,182.04	\$34.86	\$149,147.18	40.35
2139	OTHER HEALTH SERVICES	\$10,096.00	\$40.51	\$2,409.15	\$7,686.85	\$1,915.41	\$5,771.44	42.83
2212	INSTRUCTION/CURRICULUM DEVELOP	\$112,363.00	\$6,683.40	\$29,332.47	\$83,030.53	\$10,813.01	\$72,217.52	35.73
2213	INSTRUCT STAFF TRAINING SERV	\$0.00	\$0.00	\$310.70	(\$310.70)	\$0.00	(\$310.70)	0.00
2214	TITLE I PROFESSIONAL DEVELOPMENT	\$16,350.00	\$5,770.55	\$5,770.55	\$10,579.45	\$6,455.00	\$4,124.45	74.77
2219	OTHER IMPROV. OF INSTRUCT SERV	\$15,000.00	\$392.00	\$2,269.00	\$12,731.00	\$0.00	\$12,731.00	15.13
2222	SCHOOL LIBRARY SERVICES	\$208,952.00	\$17,856.16	\$106,029.90	\$102,922.10	\$6,892.13	\$96,029.97	54.04
2227	TECHNOLOGY IN SCHOOL	\$403,150.00	\$23,073.75	\$197,968.06	\$205,181.94	\$415.70	\$204,766.24	49.21
2311	SERVICE AREA DIRECTION	\$345,000.00	\$0.00	\$347,242.36	(\$2,242.36)	\$0.00	(\$2,242.36)	100.65
2314	ELECTION SERVICES	\$10,000.00	\$0.00	\$0.00	\$10,000.00	\$0.00	\$10,000.00	0.00
2315	LEGAL SERVICES	\$12,000.00	\$300.00	\$5,893.50	\$6,106.50	\$0.00	\$6,106.50	49.11
2317	AUDIT SERVICES	\$36,000.00	\$37,605.90	\$37,605.90	(\$1,605.90)	\$0.00	(\$1,605.90)	104.46
2319	OTHER BOARD OF ED SERVICES	\$61,385.00	\$519.59	\$32,657.24	\$28,727.76	\$487.50	\$28,240.26	53.99
2321	OFFICE OF THE SUPERINTENDENT	\$274,077.00	\$21,868.43	\$184,300.94	\$89,776.06	\$1,259.50	\$88,516.56	67.70
2322	COMMUNITY RELATIONS SERVICES	\$0.00	\$0.00	\$0.00	\$0.00	\$0.00	\$0.00	0.00
2410	OFFICE OF THE PRINCIPAL	\$1,567,019.00	\$129,311.07	\$970,858.62	\$596,160.38	\$2,668.44	\$593,491.94	62.13
2490	OTHER SUPPORT SERVICES-SCH ADM	\$126,496.00	\$10,243.55	\$102,572.16	\$23,923.84	\$1,750.00	\$22,173.84	82.47
2529	OTHER FISCAL SERVICES	\$383,506.00	\$29,935.19	\$236,808.87	\$146,697.13	\$0.00	\$146,697.13	61.75
2542	CARE & UPKEEP OF BUILDING SERV	\$924,300.00	\$97,312.80	\$629,633.16	\$294,666.84	\$0.00	\$294,666.84	68.12
2543	CARE & UPKEEP OF GROUNDS SERV	\$67,567.00	\$18,950.44	\$53,848.62	\$13,718.38	\$2,062.23	\$11,656.15	82.75
2545	VEHICLE SERVICING & MAINTANCE	\$63,400.00	\$8,848.46	\$33,975.27	\$29,424.73	\$0.00	\$29,424.73	53.59
2546	SECURITY SERVICES	\$151,750.00	\$2,331.08	\$10,482.67	\$141,267.33	\$0.00	\$141,267.33	6.91
2547	LAND AND BUILDING RENTAL	\$11,500.00	\$4,110.00	\$7,250.00	\$4,250.00	\$0.00	\$4,250.00	63.04
2549	OTHER OPERATION/MAINT OF PLANT	\$1,862,859.00	\$155,105.27	\$1,164,902.42	\$697,956.58	\$44,419.71	\$653,536.87	64.92
2553	MONITORING SERVICES	\$684.00	\$0.00	\$0.00	\$684.00	\$0.00	\$684.00	0.00
2555	CONTRACTED SERVICES	\$1,163,763.00	\$146,488.50	\$746,101.94	\$417,661.06	\$0.00	\$417,661.06	64.11
2559	OTHER PUPIL TRANSPORTATION SRV	\$2,900.00	\$0.00	\$0.00	\$2,900.00	\$0.00	\$2,900.00	0.00
2562	FOOD PREPERATION/DISPENSING	\$59,841.00	\$9,506.18	\$53,842.14	\$5,998.86	\$0.00	\$5,998.86	89.98
2574	PRINTING,PUBLISHING,DUPLICATIN	\$99,330.00	\$7,302.24	\$58,169.11	\$41,160.89	\$1,047.84	\$40,113.05	59.62
2642	RECRUITMENT/PLACEMENT SERVICE	\$4,050.00	\$311.25	\$2,873.50	\$1,176.50	\$0.00	\$1,176.50	70.95
3600	WELFARE ACTIVITIES SERVICES	\$18,000.00	\$0.00	\$0.00	\$18,000.00	\$0.00	\$18,000.00	0.00
6000	COCURRICULAR ACTIVITIES	\$0.00	\$1,260.33	\$2,460.33	(\$2,460.33)	\$0.00	(\$2,460.33)	0.00
6101	FOOTBALL	\$80,416.00	\$3,427.99	\$42,437.19	\$37,978.81	\$0.00	\$37,978.81	52.77

Account Number	Account Description	Revised Budget	During Month	To Date	Balance at EOM	Encumbrances	Unencumbered	% of Budget
							Balance	
6102	BASKETBALL	\$57,193.00	\$7,875.17	\$26,320.89	\$30,872.11	\$3,080.00	\$27,792.11	51.41
6103	WRESTLING	\$41,973.00	\$7,006.29	\$25,911.22	\$16,061.78	\$6,160.00	\$9,901.78	76.41
6104	GOLF	\$7,422.00	\$414.85	\$4,408.87	\$3,013.13	\$1,760.00	\$1,253.13	83.12
6105	BOYS SCOOCER	\$14,299.00	\$0.00	\$13,105.55	\$1,193.45	\$0.00	\$1,193.45	91.65
6202	GIRLS BASKETBALL	\$57,744.00	\$8,999.46	\$33,485.01	\$24,258.99	\$3,080.00	\$21,178.99	63.32
6204	GIRLS GOLF	\$7,372.00	\$414.85	\$2,497.55	\$4,874.45	\$1,760.00	\$3,114.45	57.75
6205	VOLLEYBALL	\$48,667.00	\$2,841.90	\$29,185.21	\$19,481.79	\$1,100.00	\$18,381.79	62.23
6207	GIRLS SOCCER	\$13,825.00	\$498.68	\$10,068.92	\$3,756.08	\$0.00	\$3,756.08	72.83
6500	TRANSPORATION	\$173,000.00	\$14,676.15	\$82,912.74	\$90,087.26	\$500.00	\$89,587.26	48.22
6901	TRACK	\$75,580.00	\$4,409.90	\$29,431.01	\$46,148.99	\$8,707.80	\$37,441.19	50.46
6902	CROSS COUNTRY	\$29,495.00	\$1,573.94	\$15,928.27	\$13,566.73	\$2,090.00	\$11,476.73	61.09
6903	BAND	\$15,139.00	\$1,031.05	\$5,855.67	\$9,283.33	\$0.00	\$9,283.33	38.68
6904	CHOIR	\$11,338.00	\$865.60	\$7,017.68	\$4,320.32	\$1,528.92	\$2,791.40	75.38
6905	DEBATE	\$25,733.00	\$3,550.77	\$12,430.66	\$13,302.34	\$5,170.00	\$8,132.34	68.40
6906	DRAMA	\$22,000.00	\$1,680.64	\$10,490.58	\$11,509.42	\$3,800.00	\$7,709.42	64.96
6907	DECLAM	\$6,510.00	\$353.50	\$3,409.92	\$3,100.08	\$1,100.00	\$2,000.08	69.28
6909	YEARBOOK	\$7,331.00	\$555.00	\$3,353.87	\$3,977.13	\$0.00	\$3,977.13	45.75
6911	FFA	\$6,009.00	\$498.28	\$2,999.78	\$3,009.22	\$0.00	\$3,009.22	49.92
6912	BLACK MAGIC	\$7,541.00	\$0.00	\$4,998.04	\$2,542.96	\$1,100.00	\$1,442.96	80.87
6913	CHEERLEADERS	\$15,182.00	\$1,115.96	\$15,904.50	(\$722.50)	\$1,100.00	(\$1,822.50)	112.00
6914	CLASS/KNOW	\$29,320.00	\$2,233.47	\$13,646.90	\$15,673.10	\$150.00	\$15,523.10	47.06
6915	ACTIVITY DIRECTOR	\$228,104.00	\$14,625.26	\$137,888.60	\$90,215.40	\$1,078.99	\$89,136.41	60.92
6916	LEGO COMPETITION	\$2,000.00	\$0.00	\$1,124.30	\$875.70	\$0.00	\$875.70	56.22
6917	WEIGHT ROOM TRAINER	\$15,000.00	\$0.00	\$15,000.00	\$0.00	\$0.00	\$0.00	100.00
6918	RURAL ACTIVITIES	\$26,741.00	\$217.88	\$17,166.96	\$9,574.04	\$1,810.00	\$7,764.04	70.97
10	GENERAL FUND	\$23,456,164.00	\$1,971,862.63	\$12,651,513.64	\$10,804,650.36	\$325,588.63	\$10,479,061.73	55.32
<b>21</b>	<b>CAPITAL OUTLAY</b>							
1111	REGULAR TERM	\$240,498.00	\$3,299.67	\$179,656.33	\$60,841.67	\$884.82	\$59,956.85	75.07
1121	REGULAR TERM	\$145,665.00	\$784.10	\$68,123.39	\$77,541.61	\$0.00	\$77,541.61	46.77
1131	REGULAR TERM	\$199,795.00	\$469.87	\$102,902.92	\$96,892.08	\$0.00	\$96,892.08	51.50
2139	OTHER HEALTH SERVICES	\$3,000.00	\$0.00	\$1,359.84	\$1,640.16	\$1,465.00	\$175.16	94.16
2149	OTHER PSYCHOLOGICAL SERVICES	\$6,500.00	\$0.00	\$5,992.00	\$508.00	\$0.00	\$508.00	92.18
2222	SCHOOL LIBRARY SERVICES	\$24,695.00	\$6,869.36	\$15,688.94	\$9,006.06	\$7,703.22	\$1,302.84	94.72
2227	TECHNOLOGY IN SCHOOL	\$62,700.00	\$0.00	\$52,120.03	\$10,579.97	\$0.00	\$10,579.97	83.13
2410	OFFICE OF THE PRINCIPAL	\$133,525.00	\$745.40	\$91,364.50	\$42,160.50	\$0.00	\$42,160.50	68.43
2490	OTHER SUPPORT SERVICES-SCH ADM	\$3,500.00	\$0.00	\$0.00	\$3,500.00	\$0.00	\$3,500.00	0.00
2529	OTHER FISCAL SERVICES	\$5,000.00	\$277.46	\$2,903.73	\$2,096.27	\$589.00	\$1,507.27	69.85
2533	ARCHITECTURE/ENGINEER SERVICES	\$568,450.00	\$113,252.00	\$346,861.00	\$221,589.00	\$0.00	\$221,589.00	61.02
2535	CONSTRUCTION AND IMPROVEMENTS	\$1,108,075.00	\$0.00	\$872,434.79	\$235,640.21	\$9,954.48	\$225,685.73	79.63
2542	CARE & UPKEEP OF BUILDING SERV	\$80,000.00	\$0.00	\$48,080.00	\$31,920.00	\$0.00	\$31,920.00	60.10
2543	CARE & UPKEEP OF GROUNDS SERV	\$20,000.00	\$0.00	\$10,000.00	\$10,000.00	\$0.00	\$10,000.00	50.00
2549	OTHER OPERATION/MAINT OF PLANT	\$95,850.00	\$138.27	\$42,222.29	\$53,627.71	\$23,949.00	\$29,678.71	69.04
2555	CONTRACTED SERVICES	\$165,000.00	\$0.00	\$0.00	\$165,000.00	\$0.00	\$165,000.00	0.00
2574	PRINTING, PUBLISHING, DUPLICATIN	\$30,000.00	\$1,366.26	\$11,496.94	\$18,503.06	\$0.00	\$18,503.06	38.32
2710	SPECIAL ED ADMIN COSTS	\$3,600.00	\$174.91	\$1,399.27	\$2,200.73	\$0.00	\$2,200.73	38.87
2756	MULTIPLE DISABILITIES	\$5,600.00	\$0.00	\$5,524.20	\$75.80	\$0.00	\$75.80	98.65
5000	DEBT SERVICES-LSE PURCHASE PMT	\$2,615,149.00	\$0.00	\$2,612,192.08	\$2,956.92	\$0.00	\$2,956.92	99.89
6101	FOOTBALL	\$78,300.00	\$0.00	\$75,478.02	\$2,821.98	\$0.00	\$2,821.98	96.40
6102	BASKETBALL	\$7,000.00	\$0.00	\$5,001.35	\$1,998.65	\$0.00	\$1,998.65	71.45
6500	TRANSPORATION	\$59,000.00	\$0.00	\$65,000.00	(\$6,000.00)	\$0.00	(\$6,000.00)	110.17

Account Number	Account Description	Revised Budget	During Month	To Date	Balance at EOM	Encumbrances	Unencumbered	% of Budget
							Balance	
6912	BLACK MAGIC	\$6,000.00	\$0.00	\$0.00	\$6,000.00	\$0.00	\$6,000.00	0.00
6913	CHEERLEADERS	\$0.00	\$0.00	\$5,688.46	(\$5,688.46)	\$0.00	(\$5,688.46)	0.00
7000	CONTINGENCIES (BUDGET ONLY)	\$3,354.00	\$0.00	\$0.00	\$3,354.00	\$0.00	\$3,354.00	0.00
8110	OPERATING TRANSFERS OUT	\$1,546,000.00	\$0.00	\$332,765.15	\$1,213,234.85	\$0.00	\$1,213,234.85	21.52
21	CAPITAL OUTLAY	\$7,216,256.00	\$127,377.30	\$4,954,255.23	\$2,262,000.77	\$44,545.52	\$2,217,455.25	69.27
<b>22</b>	<b>SPECIAL EDUCATION</b>							
1221	PGMS-STDNT WITH MILD-MOD DISAB	\$1,960,933.00	\$166,919.36	\$997,328.15	\$963,604.85	\$796.14	\$962,808.71	50.90
1222	PGMS-STDNT WITH SEVERE DISAB	\$1,279,912.00	\$113,520.18	\$665,521.09	\$614,390.91	\$529.44	\$613,861.47	52.04
1223	DAY PROGRAMS	\$150,000.00	\$15,367.12	\$66,126.01	\$83,873.99	\$0.00	\$83,873.99	44.08
1224	RESIDENTIAL PROGRAMS	\$100,000.00	\$0.00	\$0.00	\$100,000.00	\$0.00	\$100,000.00	0.00
1226	EARLY CHILDHOOD PROGRAMS	\$117,233.00	\$10,903.09	\$67,900.47	\$49,332.53	\$834.28	\$48,498.25	58.63
1227	PROLONGED ASSISTANCE PROGRAMS	\$0.00	\$0.00	\$0.00	\$0.00	\$0.00	\$0.00	0.00
2113	SOCIAL WORK SERVICES	\$0.00	\$0.00	\$0.00	\$0.00	\$0.00	\$0.00	0.00
2134	NURSE SERVICES	\$0.00	\$5,430.29	\$27,151.45	(\$27,151.45)	\$0.00	(\$27,151.45)	0.00
2139	OTHER HEALTH SERVICES	\$0.00	\$0.00	\$0.00	\$0.00	\$0.00	\$0.00	0.00
2149	OTHER PSYCHOLOGICAL SERVICES	\$269,800.00	\$6,216.12	\$336,162.25	(\$66,362.25)	\$491.02	(\$66,853.27)	124.78
2159	OTHER SPEECH PATHOLOGY SERVICE	\$541,450.00	\$3,459.58	\$507,706.75	\$33,743.25	\$1,365.95	\$32,377.30	94.02
2172	OCCUPATIONAL THERAPY	\$88,900.00	\$0.00	\$88,913.34	(\$13.34)	\$0.00	(\$13.34)	100.02
2179	OTHER THERAPY SERVICES	\$73,200.00	\$0.00	\$65,952.60	\$7,247.40	\$0.00	\$7,247.40	90.10
2212	INSTRUCTION/CURRICULUM DEVELOP	\$23,900.00	\$84.00	\$2,905.29	\$20,994.71	\$1,979.00	\$19,015.71	20.44
2213	INSTRUCT STAFF TRAINING SERV	\$0.00	\$644.80	\$1,470.00	(\$1,470.00)	\$0.00	(\$1,470.00)	0.00
2710	SPECIAL ED ADMIN COSTS	\$294,746.00	\$21,680.04	\$181,020.35	\$113,725.65	\$190.79	\$113,534.86	61.48
2730	SPECIAL EDUCATION-TRANSP COSTS	\$0.00	\$572.22	\$1,482.87	(\$1,482.87)	\$0.00	(\$1,482.87)	0.00
2736	MULTIPLE DISABILITIES	\$25,000.00	\$0.00	\$0.00	\$25,000.00	\$0.00	\$25,000.00	0.00
2741	OTHER HEALTH IMPAIRED	\$0.00	\$152.49	\$737.15	(\$737.15)	\$0.00	(\$737.15)	0.00
2744	PRESCHOOL (AGE 3-5)	\$0.00	\$0.00	\$58.61	(\$58.61)	\$0.00	(\$58.61)	0.00
2750	OTHER SPECIAL EDUCATION COSTS	\$150,710.00	\$0.00	\$0.00	\$150,710.00	\$0.00	\$150,710.00	0.00
2752	SERIOUS EMOTIONALLY DISTURBED	\$0.00	\$0.00	\$5,509.64	(\$5,509.64)	\$0.00	(\$5,509.64)	0.00
2753	MENTAL RETARDATION	\$0.00	\$8,352.81	\$26,157.83	(\$26,157.83)	\$0.00	(\$26,157.83)	0.00
2754	HEARING IMPAIRMENTS	\$0.00	\$0.00	\$92.89	(\$92.89)	\$0.00	(\$92.89)	0.00
2756	MULTIPLE DISABILITIES	\$0.00	\$928.62	\$3,832.18	(\$3,832.18)	\$0.00	(\$3,832.18)	0.00
2757	ORTHOPEDIC IMPAIRMENTS	\$0.00	\$928.62	\$3,832.19	(\$3,832.19)	\$0.00	(\$3,832.19)	0.00
2760	SPEECH/LANGUAGE IMPAIRMENTS	\$0.00	\$928.62	\$3,832.18	(\$3,832.18)	\$0.00	(\$3,832.18)	0.00
2762	AUTISM	\$0.00	\$2,573.99	\$9,093.60	(\$9,093.60)	\$0.00	(\$9,093.60)	0.00
22	SPECIAL EDUCATION	\$5,075,784.00	\$358,661.95	\$3,062,786.89	\$2,012,997.11	\$6,186.62	\$2,006,810.49	60.46
<b>32</b>	<b>DEBT SERVICE QSCB 2010</b>							
5000	DEBT SERVICES-LSE PURCHASE PMT	\$303,691.00	\$0.00	\$141,250.00	\$162,441.00	\$0.00	\$162,441.00	46.51
32	DEBT SERVICE QSCB 2010	\$303,691.00	\$0.00	\$141,250.00	\$162,441.00	\$0.00	\$162,441.00	46.51
<b>41</b>	<b>PIEDMONT VALLEY ELEMENTARY</b>							
7500	CAPITAL OUTLAY	\$3,748,762.00	\$487,390.77	\$2,442,278.64	\$1,306,483.36	\$0.00	\$1,306,483.36	65.15
41	PIEDMONT VALLEY ELEMENTARY	\$3,748,762.00	\$487,390.77	\$2,442,278.64	\$1,306,483.36	\$0.00	\$1,306,483.36	65.15
<b>51</b>	<b>FOOD SERVICE</b>							
2561	SERVICE AREA DIRECTION	\$122,021.00	\$10,585.46	\$78,268.97	\$43,752.03	\$481.66	\$43,270.37	64.54
2562	FOOD PREPERATION/DISPENSING	\$1,443,972.00	\$139,275.55	\$848,431.14	\$595,540.86	\$3,761.05	\$591,779.81	59.02
2563	FOOD DELIVERY SERVICES	\$7,000.00	\$204.86	\$1,050.35	\$5,949.65	\$0.00	\$5,949.65	15.01
2642	RECRUITMENT/PLACEMENT SERVICE	\$0.00	\$0.00	\$53.25	(\$53.25)	\$0.00	(\$53.25)	0.00
51	FOOD SERVICE	\$1,572,993.00	\$150,065.87	\$927,803.71	\$645,189.29	\$4,242.71	\$640,946.58	59.25
<b>53</b>	<b>ENTERPRISE FUND</b>							
2569	OTHER FOOD SERVICES	\$109,477.00	\$8,139.70	\$87,993.59	\$21,483.41	\$0.00	\$21,483.41	80.38
3500	CUSTODY AND CARE OF CHILDREN	\$59,725.00	\$5,996.75	\$36,485.90	\$23,239.10	\$1,246.23	\$21,992.87	63.18

**EXPENDITURE REPORT FUND, FUNCTION, OPR UNIT**  
EXHIBIT D

Account Number	Account Description	Revised Budget	During Month	To Date	Balance at EOM	Encumbrances	Unencumbered Balance	% of Budget
3900	Drivers Education	\$16,314.00	\$0.00	\$17.39	\$16,296.61	\$0.00	\$16,296.61	0.11
53	ENTERPRISE FUND	\$185,516.00	\$14,136.45	\$124,496.88	\$61,019.12	\$1,246.23	\$59,772.89	67.78
<b>66</b>	<b>EXPENDABLE CUSTODIAL FUND</b>							
6900	COMBINED ACTIVITIES	\$0.00	\$16,867.00	\$97,893.15	(\$97,893.15)	\$0.00	(\$97,893.15)	0.00
66	EXPENDABLE CUSTODIAL FUND	\$0.00	\$16,867.00	\$97,893.15	(\$97,893.15)	\$0.00	(\$97,893.15)	0.00
<b>71</b>	<b>HIGH SCHOOL CUSTODIAL FUND</b>							
6900	COMBINED ACTIVITIES	\$0.00	\$6,449.56	\$97,069.14	(\$97,069.14)	\$0.00	(\$97,069.14)	0.00
71	HIGH SCHOOL CUSTODIAL FUND	\$0.00	\$6,449.56	\$97,069.14	(\$97,069.14)	\$0.00	(\$97,069.14)	0.00
<b>72</b>	<b>CENTRAL CUSTODIAL FUND</b>							
6900	COMBINED ACTIVITIES	\$0.00	\$208.06	\$12,129.75	(\$12,129.75)	\$0.00	(\$12,129.75)	0.00
72	CENTRAL CUSTODIAL FUND	\$0.00	\$208.06	\$12,129.75	(\$12,129.75)	\$0.00	(\$12,129.75)	0.00
<b>73</b>	<b>MIDDLE SCHOOL CUSTODIAL FUND</b>							
6900	COMBINED ACTIVITIES	\$0.00	\$3,974.00	\$24,913.45	(\$24,913.45)	\$0.00	(\$24,913.45)	0.00
73	MIDDLE SCHOOL CUSTODIAL FUND	\$0.00	\$3,974.00	\$24,913.45	(\$24,913.45)	\$0.00	(\$24,913.45)	0.00



"To Build Knowledge and Skills for Success Today and Tomorrow"

## Policy BFC: BOARD POLICY DEVELOPMENT AND ADOPTION

Status: ADOPTED

Original Adopted Date: 07/14/1986 | Last Revised Date: 09/08/2009 | Last Reviewed Date: 02/13/2023

School District policies approved by the Board have the full force and effect of law, and legally bind the school district.

Adoption of new policies or changing existing policies is solely the responsibility of the Board. It is through the adoption of written policies that the Board exercises its legal responsibility for the operation of the School District. Policies will be adopted and/or amended only by the affirmative vote of a majority of the members of the Board.

Proposals regarding new and amended school district policies may originate at any of several sources including but not limited to: a parent, a student, a school district patron, an employee, a member of the Board, the Superintendent, a consultant, a civic group.

The Board may:

- approve the new policy or policy amendment,
- amend the new policy or policy amendment and then approve as amended,
- reject the new policy or policy amendment, or
- defer action on the new policy or policy amendment until a later date.

Policies will be effective upon adoption by the Board. The Board will review School District policies on a continuing basis.

The Board's policies are a public record. Policies are available for reviewing and copying in the administrative offices of the school district during regular office hours. Policies may also be viewed on the District's website.

### Policy Procedure

Adoption of new policies or the revision, suspension, or repeal of existing policies is solely the responsibility of the School Board.

The Board will adhere to the following procedure in considering and adopting policy proposals to ensure that they are well examined before final action:

1. First meeting--the proposal shall be presented for a first reading with discussion.
2. Second meeting--the proposal shall be presented for a second reading with discussion.
3. Third meeting--the proposal shall be presented for a third reading, discussion, and final vote.

During discussion of a policy proposal, the view of the public and staff will be considered. Amendments may be proposed by Board members. An amendment will not require that the policy go through an additional reading except as the Board determines that the amendment needs further study and that an additional reading would be desirable.

If a situation occurs where the policy revisions are editorial in nature, are not substantive, or when changes are specified and mandated by federal or state law, the Board may waive the second and third reading and adopt the revised policy effective immediately.

Under unusual circumstances, the Board may temporarily approve or change a policy to meet emergency conditions; however, the above procedure is required before the policy will be considered permanent.



"To Build Knowledge and Skills for Success Today and Tomorrow"

## Policy GCNB: EVALUATION OF ADMINISTRATORS

Status:ADOPTED

Original Adopted Date: 00/16/1988 | Last Revised Date: 12/09/2008 | Last Reviewed Date:

# POLICY

## Purposes

The purposes of evaluation of administrators are to determine capability to fulfill job requirements, to assist the administrators toward positive school management, and to substantiate employment recommendations.

## Scope of Evaluation

The evaluation of an administrator shall take into consideration the District's philosophy and objectives, Board policies, the environment and values of the community, and the characteristics of the student population. Employment recommendations shall be based solely on the results of the evaluation.

## Areas of Evaluation

- (1) The Superintendent shall be evaluated by the Board on the following:
  - (a) Leadership;
  - (b) Policy and Governance;
  - (c) Communication and Community Relations;
  - (d) Organization and Management;
  - (e) Curriculum Development and Instructional Management;
  - (f) Human Resource Management;
  - (g) Other areas as mutually determined by the Board and Superintendent in a given year.
  
- (2) Other administrators shall be evaluated by the Superintendent or designee on the following:
  - (a) Management techniques;
  - (b) Staff relations;
  - (c) Administrator/superintendent relationships;
  - (d) Community/public relations;
  - (e) Personal qualities;
  - (f) Leadership;
  - (g) Other areas as mutually determined by the Superintendent and individual administrators in a given year.

## PROCEDURES

### Frequency

Administrators in the first four years of employment as administrators in the District shall be evaluated at least once each semester. Administrators in the fifth or subsequent years of employment as administrators in the District shall be evaluated at least annually.

### Evaluation Instruments

All evaluations shall be in writing. The instrument used shall be determined by mutual agreement among the evaluator and the administrators being evaluated. If such agreement cannot be reached, the Board will determine the instrument to be used.

### Copies

All evaluations shall be prepared in duplicate, with one copy given to the evaluatee and one placed in the District evaluation file. Both copies shall be signed both by the evaluator and the evaluatee. Such signatures indicate receipt and discussion of the evaluation, not necessarily agreement. The evaluatee has the right to attach a statement of rebuttal or clarification to the evaluation.

### Employment Recommendations

Administrators will receive written notice from their evaluator by **February 1** if they are not being recommended for continued employment or if they are recommended for continued employment with qualifications.

### Evaluation Files

Evaluation files are confidential. Only the evaluator, the evaluatee, the Superintendent, the **Human Resources Department**, and the Board and its legal counsel acting in an official capacity shall have access to the files. Information in an evaluation file may be released to potential employers or others only upon written consent of the evaluatee.

Evaluation files shall be maintained for three years following the termination of the administrator's employment.



"To Build Knowledge and Skills for Success Today and Tomorrow"

**Policy JFCE: ANTI-BULLYING/HARASSMENT OF STUDENTS**

Status: ADOPTED

Original Adopted Date: 03/13/2012 | Last Revised Date: 02/13/2023 | Last Reviewed Date: 02/13/2023

Bullying and harassment of students are not tolerated by the Meade School District. The school district is committed to providing all students with a safe and civil school environment in which all members of the school community are treated with dignity and respect. Therefore, the school district prohibits harassment or bullying.

Bullying and harassment are repetitive, intentional, harmful behaviors initiated by one or more students and directed toward another student or students which create a hostile school environment including, but not limited to, the following:

- Physical – harmful action or threat of harmful action against another person;
- Verbal, Written or Electronic – threatening, unkind, abusive or hurtful communication to a person or about a person;
- Emotional – taunting or other conduct intended to upset, exclude, or embarrass a person;
- Sexual – conduct or communication based on actual or perceived trait or characteristic of a person because of gender and/or initiation of unwarranted or unwelcome sexual advances, or
- Racial – rejection, exclusion, isolation, or embarrassment of a person because of ethnicity.

This policy applies while students are on school property; while in school-owned or school-operated vehicles; while attending or engaged in school-sponsored activities, or while using school equipment.

If, after an investigation, a student is found to be in violation of this policy, the student shall be disciplined by appropriate measures up to, and including, suspension and expulsion.

Retaliation against a person because the person has filed a bullying or harassment complaint or assisted or participated in a harassment investigation or proceeding is prohibited. An individual who knowingly files a false harassment complaint and a person who gives false statements in an investigation shall be subject to discipline by appropriate measures, as shall a person who is found to have retaliated against another in violation of this policy. A student found to have retaliated or filed a false complaint in violation of this policy shall be subject to measures up to, and including, suspension and expulsion.

The building principal, school counselor or principal's designee will be responsible for investigating all complaints by students alleging bullying or harassment. All documentation associated with a complaint shall be maintained by the building principal.

**BULLYING/HARASSMENT INVESTIGATION PROCEDURES**

Students who feel that they have been bullied or harassed should:

- Communicate to the perpetrator that the individual expects the behavior to stop, if the individual is comfortable doing so. If the individual wants assistance communicating with the perpetrator, the individual should ask a teacher, counselor, principal, or other adult in charge to help.
- If the bullying or harassment does not stop, or the individual does not feel comfortable confronting the perpetrator, the individual should:
  - tell a teacher, counselor, principal or other adult in charge; and
  - write down exactly what happened, keep a copy and give another copy to the teacher, counselor or principal including:
    - what, when and where it happened;
    - who was involved;
    - exactly what was said or what the perpetrator did;
    - witnesses to the bullying or harassment;
    - what the student said or did, either at the time or later;
    - how the student felt; and
    - how the perpetrator responded.
- The incident needs to be reported to the building principal as soon as possible.

### **COMPLAINT PROCEDURE**

An individual who believes that he/she has been harassed or bullied may report in one of two ways, will notify the principal, school counselor, or principal-designee in person OR refer to [Safe2Say South Dakota](#) website and submit a tip anonymously. The investigator may request that the individual complete the Harassment/Bullying Formal Complaint form and turn over evidence of the incident, including, but not limited to, letters, tapes, or pictures. Information received during the investigation is kept confidential to the extent possible.

The principal or the alternate investigator, with permission from the principal, has the authority to initiate an investigation in the absence of a written complaint.

### **INVESTIGATION PROCEDURE**

The investigator will reasonably and promptly commence the investigation upon receipt of the complaint. The length of the investigation is governed by the facts and complexity of each individual case but should be completed within 30 calendar days of the complaint. The superintendent may approve an extension in special circumstances. The investigator will interview the complainant and the alleged perpetrator. The alleged perpetrator may file a written statement in response to the complaint. The investigator may also interview witnesses as deemed appropriate.

When a formal complaint has been filed, and upon completion of the investigation, the investigator will make written findings and conclusions.

### **RESOLUTION OF THE COMPLAINT**

Following the completion of his/her own investigation or upon receipt of an alternate investigator's report, the principal may investigate further, if deemed necessary, and make a determination of any appropriate additional steps which may include discipline.

The principal will file a written report documenting any disciplinary action taken or any other action taken in response to the complaint. The remedial actions taken by the principal, including disciplinary action where appropriate, should be designed to prevent further bullying or harassment. The principal, or designee, will monitor the effectiveness of the remedial actions taken by contacting the complainant during the month following the investigation resolution. These contacts should be included in the documentation. If further remedial actions are necessary, the case shall remain

open with ongoing monitoring and documentation. The complainant, the alleged perpetrator and the investigator will receive notice as to the conclusion of the investigation. The principal will maintain a log of all complaints, findings, and actions taken, and will maintain all documentation related to a complaint investigation during the duration of the perpetrator's school years.

### **POINTS TO REMEMBER IN THE INVESTIGATION**

- Evidence uncovered in the investigation is confidential.
- Complaints must be taken seriously and promptly investigated.
- No retaliation will be taken against complainant/individuals involved in the investigation process.
- Retaliators will be disciplined up to and including suspension and expulsion.

**ANTI-HARASSMENT/BULLYING FORMAL COMPLAINT FORM**

Name of complainant: \_\_\_\_\_

Date of complaint: \_\_\_\_\_

Name of alleged harasser or bully: \_\_\_\_\_

Date and place of incident or incidents: \_\_\_\_\_

\_\_\_\_\_  
Description of misconduct: \_\_\_\_\_

\_\_\_\_\_  
\_\_\_\_\_

Name of witnesses (if any) : \_\_\_\_\_

\_\_\_\_\_  
\_\_\_\_\_

Evidence of harassment or bullying, i.e., letters, photos, etc. (attach evidence if possible):

\_\_\_\_\_  
\_\_\_\_\_

Any other information:

\_\_\_\_\_  
\_\_\_\_\_

*I agree that all of the information on this form is accurate and true to the best of my knowledge.*

Signature: \_\_\_\_\_

Date: \_\_\_\_\_

**ANTI-HARASSMENT/BULLYING WITNESS STATEMENT FORM**

Name of witness: \_\_\_\_\_

Position of witness: \_\_\_\_\_

\_\_\_\_\_

Date of testimony, interview:

\_\_\_\_\_

Description of incident witnessed:

\_\_\_\_\_

\_\_\_\_\_

\_\_\_\_\_

\_\_\_\_\_

\_\_\_\_\_

Any other information: \_\_\_\_\_

\_\_\_\_\_

\_\_\_\_\_

\_\_\_\_\_

\_\_\_\_\_

*I agree that all of the information on this form is accurate and true to the best of my knowledge.*

Signature: \_\_\_\_\_

Date: \_\_\_\_\_

**Meade School District 46-1**

**3/13/2023**

General Fund	<b>Budget</b>	<b>Amended</b>	<b>Amended</b>
<b>Expenditures</b>	<b>7/11/2022</b>	<b>9/11/2023</b>	<b>3/13/2023</b>
<b>TITLE I EXPENDITURES</b>	\$571,505	\$13,800	\$96,500
<b>Revenue</b>			
<b>Title I</b>	\$571,505	\$13,800	\$96,500

The Business Manager is requesting the Meade School District 46-1 Board of Education amend the Title I budget in the general fund by \$96,500 for professional development for district staff and ELL services at STEL and summer school. Funding is from Title I carry-over funds that need to be spent or the district will exceed the 15% carry over maximum set by the SD Department of Education.

# Sturgis Brown School Revised Bid B Quotation

**BARGREEN ELLINGSON**

FOODSERVICE SUPPLY & DESIGN

**TO**

**Meade 46-1 School District**  
Sturgis, SD

**PROJECT**

**Sturgis Brown School**  
Revised Bid B

**FROM**

**Bargreen Ellingson-**  
Montana  
Erik Yager  
2505 W. Main St.  
Bozeman, MT 59718  
(406)543-5551  
406-543-5551 (Contact)

**Date:** 03/06/2023

Pricing is good for 30 days from the day the quote was presented and based on entering into contract within that time frame.

All pricing includes storage, delivery, uncrate and set in place at your facility, with final gas, electrical, HVAC and plumbing connections by others.

Food service equipment waste to be placed in dumpster provided by general contractor or client.

Building ingress appropriate to the size of the equipment to be provided by general contractor or client.

**Not included in this contract**

Sales Tax

GRT Tax

Hood ventilation, hanging or duct work

Cut-outs in millwork or other surfaces

Penetrations through walls, roof, ceiling or floors

Cleaning or refurbishing owners existing equipment

As-Built drawings

Plumbing-Electrical Drawings

Wall-Backing drawings

Bid Bond

Performance Bond

All available upon request

We appreciate the opportunity to be of service to you.

Erik Yager (406) 581-3751

Item	Qty	Description	Sell	Sell Total
5	1 ea	<b>custom</b> <i>Air Controls Skyline Stainless Model No. WALL CLADDING</i> 1lot Wall Cladding- .100 Alum tread plate 48" tall	\$7,814.00	\$7,814.00
			<b>ITEM TOTAL:</b>	<b>\$7,814.00</b>
16	1 ea	<b>WALK IN</b> <i>Norbec Model No. WALK IN COMBO BOX</i> WALK IN- AS PER SPECIFICATION	\$60,821.00	\$60,821.00
			<b>ITEM TOTAL:</b>	<b>\$60,821.00</b>
16.6	1 ea	<b>custom</b> <i>Air Controls Skyline Stainless Model No. DRAIN LINE COVER</i> 18/304 sloped top drain line cover	\$523.00	\$523.00
			<b>ITEM TOTAL:</b>	<b>\$523.00</b>
17-17.3	1 ea	<b>OUTDOOR AIR-COOLED REFRIGERATION SYSTEM</b> <i>Refrigerated Design Texas, Inc Model No. ZS1-2</i> SYSTEM A - ITEM 16 - WALK-IN COOLER - 1.8HP, 208/60/3, MED TEMP SYSTEM A - ITEM 17.1 - WALK-IN COOLER - EVAPORATOR COIL, 115/60/1 (W/ECOSMART CONTROLLER + EEV) SYSTEM B - ITEM 16 - WALK-IN FREEZER - 5.0HP, 208/60/3, LOW TEMP SYSTEM B - ITEM 17.3 - WALK-IN FREEZER - EVAPORATOR COIL, 230/60/1(W/ECOSMART CONTROLLER + EEV)	\$35,673.00	\$35,673.00
			<b>ITEM TOTAL:</b>	<b>\$35,673.00</b>
27	1 ea	<b>Ice Maker, Cube-Style</b> <i>Scotsman Model No. MC0530SA-1</i> Prodigy ELITE® Ice Maker, cube style, air-cooled, self-contained condenser, production capacity up to 525 lb/24 hours at 70°/50° (380 lb AHRI certified at 90°/70°), small cube size, ICELINQ® mobile app, Bluetooth® connectivity, preservation mode, external bin full indicator, AutoAlert™ indicating lights, WaterSense adjustable purge control, one-touch cleaning, harvest assist, front facing removable air filter, unit specific QR code, stainless steel finish, AgION™ antimicrobial protection, 115v/60/1-ph, 15.2 amps, cULus, NSF, engineered and assembled in USA	\$3,531.00	\$3,531.00
	1 ea	NOTE: Sale of this product must comply with Scotsman's MSRP Policy; contact your Scotsman representative for details		
	1 ea	3 year parts & labor warranties		
	1 ea	5 year parts & labor warranties on Evaporator		
	1 ea	5 year parts on compressor & condenser		
			<b>ITEM TOTAL:</b>	<b>\$3,531.00</b>
27.1	1 ea	<b>Water Filtration System, for Ice Machines</b> <i>Scotsman Model No. AP1-P</i> AquaPatrol™ Plus Water Filtration System, single system, 2.1 gallons per minute max flow, designed for cubers up to 650 lb, and for flakers, nuggets & nugget dispensers up to 1,200 lb, cULus, NSF	\$239.00	\$239.00
	1 ea	NOTE: Sale of this product must comply with Scotsman's MSRP Policy; contact your Scotsman representative for details		
			<b>ITEM TOTAL:</b>	<b>\$239.00</b>
29.1	1 ea	<b>Wall / Splash Mount Faucet</b> <i>Fisher Model No. 80691</i> Faucet, backsplash mount, 4" centers, 6" swivel gooseneck spout, wrist handles with color coded indexes, 1/2" NPT male inlets, with elbows, brass, ADA Compliant	\$203.00	\$203.00

Item	Qty	Description	Sell	Sell Total
	1 ea	1 year warranty against defects in materials or workmanship, standard		
			<b>ITEM TOTAL:</b>	<b>\$203.00</b>
31	1 lt	<b>custm</b> NATIONWIDE FABRICATION Model No. WALL SHELF Packed lt Item 31: Shelving, wall mounted (1 Lot) 1 each 72" W x 12" D; 1 each 48" W x 12" D	<b>\$724.00</b>	<b>\$724.00</b>
			<b>ITEM TOTAL:</b>	<b>\$724.00</b>
32	1 lt	<b>CUSTOM</b> NATIONWIDE FABRICATION Model No. POT RACK SHELF Packed lt Item 32: Pot rack (1 Lot) (1) 48" W x 12" D; (1) 24" W x 12" D	<b>\$1,382.00</b>	<b>\$1,382.00</b>
			<b>ITEM TOTAL:</b>	<b>\$1,382.00</b>
33	1 ea	<b>CUSTOM</b> NATIONWIDE FABRICATION Model No. WORK TABLE Item 33: Work table with (2) prep sink 144" W x 30" D (1) drawer, poly sink cover with storage bracket and hose reel bracket	<b>\$9,980.00</b>	<b>\$9,980.00</b>
			<b>ITEM TOTAL:</b>	<b>\$9,980.00</b>
33.1	2 ea	<b>Wall / Splash Mount Faucet</b> Fisher Model No. 13269 Faucet, backsplash mount, 8" centers, 12" swing spout, lever handles with color coded indexes, 1/2" NPT male inlets, brass, CSA, ADA Compliant	<b>\$384.00</b>	<b>\$768.00</b>
	2 ea	1 year warranty against defects in materials or workmanship, standard		
	4 ea	71498 Close Elbow, 1/2" female, stainless steel		
	2 ea	22306 DrainKing Waste Valve, flat strainer, overflow body, 19 x 21 tube & elbow, 12 GPM drain rate, cast red brass body		
			<b>ITEM TOTAL:</b>	<b>\$768.00</b>
33.2	1 ea	<b>Faucet Control Valve</b> Fisher Model No. 2805 Control Valve, shut off, 4" deck mount, remote, 1/2" inlets	<b>\$1,080.00</b>	<b>\$1,080.00</b>
	1 ea	29801 Hose Reel Assembly, exposed reel rinse with spray valve, powder coat steel construction, 30 feet of 3/8 ID, 3 ply hose, working pressure of 200 psi, withstands 160° F water temperature, 1/2" NPT Female		
	1 ea	2955-8000 Back Flow Preventer, 3/8" F x 3/8" F with 3/8" close nipple, (fits between reel rinse hose and spray valve handle)		
			<b>ITEM TOTAL:</b>	<b>\$1,080.00</b>
41	2 ea	<b>CUSTOM</b> NATIONWIDE FABRICATION Model No. WALL SHELF Item 41: Wall mounted shelving 72" W x 12" D	<b>\$416.00</b>	<b>\$832.00</b>
			<b>ITEM TOTAL:</b>	<b>\$832.00</b>
43	1 ea	<b>CUSTOM</b> NATIONWIDE FABRICATION Model No. WORK TABLE Item 43: Work table, cabinet base hinged doors (1) sink 96" W x 30" D	<b>\$6,446.00</b>	<b>\$6,446.00</b>
			<b>ITEM TOTAL:</b>	<b>\$6,446.00</b>
43.1	1 ea	<b>Wall / Splash Mount Faucet</b> Fisher Model No. 13269 Faucet, backsplash mount, 8" centers, 12" swing spout, lever handles with color coded indexes, 1/2" NPT male inlets, brass, CSA, ADA Compliant	<b>\$384.00</b>	<b>\$384.00</b>
	1 ea	1 year warranty against defects in materials or workmanship, standard		
	2 ea	71498 Close Elbow, 1/2" female, stainless steel		
	1 ea	22306 DrainKing Waste Valve, flat strainer, overflow body, 19 x 21 tube & elbow,		

Item	Qty	Description	Sell	Sell Total
		12 GPM drain rate, cast red brass body		
			<b>ITEM TOTAL:</b>	<b>\$384.00</b>
44	1 ea	<b>Roll-in Refrigerator</b>	<b>\$8,500.00</b>	<b>\$8,500.00</b>
		<i>Utility Refrigerator Model No. RIR-30-SS-1S-H</i>		
		Refrigerator, roll-in, 29.4 cu. ft., one-section, expansion valve, high/low side service valves, sight glass, low pressure burnout protection, digital temperature control, interior LED lighting, Unigrip™ handle, standard depth, solid stainless steel door, welded corners, accepts 72" high cart, stainless steel exterior & interior, top mounted self-contained, 1/4 hp		
	1 ea	Note: If freight quote is needed, please Contact Factory		
	1 ea	Five year parts, one year labor warranty, lifetime telephone tech support, standard		
	1 ea	Five year compressor warranty		
	1 ea	115v/60/1-ph, cord with NEMA 5-15P, standard		
	1 ea	Door hinged on right, standard		
	1 ea	Rehinging feature (Priced Per Door)		
			<b>ITEM TOTAL:</b>	<b>\$8,500.00</b>
45	1 ea	<b>Roll-in Heated Cabinet</b>	<b>\$8,500.00</b>	<b>\$8,500.00</b>
		<i>Utility Refrigerator Model No. RIHC-30-SS-1S-H</i>		
		Hot Food Cabinet, roll-in, one-section, digital temperature control, indicator light, phenolic breakers, manual reset high limit switch, Unigrip™ handle, fiberglass insulation, entrance ramp, solid stainless steel door, welded corners, accepts 72" high cart, stainless steel exterior & interior		
	1 ea	Note: If freight quote is needed, please Contact Factory		
	1 ea	Five year parts, one year labor warranty, lifetime telephone tech support, standard		
	1 ea	115v/60/1-ph, cord & NEMA 5-15P, standard		
	1 ea	Door hinged on right, standard		
	1 ea	Rehinging feature (Priced Per Door)		
	1 ea	Full height, 12" high top mount		
			<b>ITEM TOTAL:</b>	<b>\$8,500.00</b>
46	1 ea	<b>Hand Sink</b>	<b>\$770.00</b>	<b>\$770.00</b>
		<i>Eagle Group Model No. HSA-10</i>		
		Hand Sink, wall mount, 13-1/2" wide x 9-3/4" front-to-back x 6-3/4" deep bowl, 304 stainless steel construction, requires splash mounted faucet, deep-drawn seamless design-positive drain, inverted "V" edge, NSF		
	1 ea	-LRS Left & right side splashes		
			<b>ITEM TOTAL:</b>	<b>\$770.00</b>
46.1	1 ea	<b>Wall / Splash Mount Faucet</b>	<b>\$203.00</b>	<b>\$203.00</b>
		<i>Fisher Model No. 80691</i>		
		Faucet, backsplash mount, 4" centers, 6" swivel gooseneck spout, wrist handles with color coded indexes, 1/2" NPT male inlets, with elbows, brass, ADA Compliant		
	1 ea	1 year warranty against defects in materials or workmanship, standard		
			<b>ITEM TOTAL:</b>	<b>\$203.00</b>
47	1 ea	<b>CUSTOM</b>	<b>\$12,062.00</b>	<b>\$12,062.00</b>
		<i>NATIONWIDE FABRICATION Model No. WORK TABLE</i>		
		Item 47: Work table, cabinet base hinged doors 68" W x 36" D with (1) sink, over-shelf with raceway and (1) outlet, 3-tier drawer		
			<b>ITEM TOTAL:</b>	<b>\$12,062.00</b>

Item	Qty	Description	Sell	Sell Total
47.1	1 ea	<b>Wall / Splash Mount Faucet</b> <i>Fisher Model No. 13277</i> Faucet, backsplash mount, 8" centers, 14" swing spout, lever handles with color coded indexes, 1/2" NPT male inlets, brass, CSA, ADA Compliant	\$385.00	\$385.00
	1 ea	1 year warranty against defects in materials or workmanship, standard		
	2 ea	71498 Close Elbow, 1/2" female, stainless steel		
	1 ea	22306 DrainKing Waste Valve, flat strainer, overflow body, 19 x 21 tube & elbow, 12 GPM drain rate, cast red brass body		
			<b>ITEM TOTAL:</b>	<b>\$385.00</b>
53	1 ea	<b>CUSTOM</b> <i>NATIONWIDE FABRICATION Model No. WORK TABLE</i> Item 53: Work table S/S top 84" W x 48" D with (2) drawers, over-shelf with 5,263.00 5,263.00 race way and (2) outlets	\$9,105.00	\$9,105.00
			<b>ITEM TOTAL:</b>	<b>\$9,105.00</b>
54	1 ea	<b>CUSTOM</b> <i>NATIONWIDE FABRICATION Model No. WORK TABLE</i> Item 54: Work table, S/S top, 72" W x 48" D with (2) drawers, over-shelf 4,725.00 4,725.00 with raceway (2) outlets	\$6,722.00	\$6,722.00
			<b>ITEM TOTAL:</b>	<b>\$6,722.00</b>
56	1 ea	<b>custom</b> <i>Air Controls Skyline Stainless Model No. WALL CLADDING</i> 1lot Wall Cladding- 20/304 s/s- hood wall	\$4,270.00	\$4,270.00
			<b>ITEM TOTAL:</b>	<b>\$4,270.00</b>
57	1 ea	<b>custom</b> <i>Air Controls Skyline Stainless Model No. GAS LINE COVER</i> 187/304 sloped top gas line cover – (2) piece butted joint -Approx 17'	\$1,466.00	\$1,466.00
			<b>ITEM TOTAL:</b>	<b>\$1,466.00</b>
59	1 ea	<b>CUSTOM</b> <i>NATIONWIDE FABRICATION Model No. FLOOR TROUGH</i> Item 59: Floor trough anti-splash 36" W x 24" D	\$3,789.00	\$3,789.00
			<b>ITEM TOTAL:</b>	<b>\$3,789.00</b>
62	1 ea	<b>Tilting Skillet Braising Pan, Gas</b> <i>Cleveland Range Model No. SGL40TR</i> DuraPan™ Tilting Skillet, gas, 40-gallon capacity, modular open base, standard with hydraulic hand tilt with quick lowering feature, stainless steel construction, includes spring-assisted cover, gallon markings and electronic spark ignition, stainless steel level adjustable feet, 130,000 BTU, CE, NSF, IPX6	\$24,362.01	\$24,362.01
	1 ea	1-year parts & labor warranty, standard		
	1 ea	Performance start-up included at customer request after equipment is installed (Free Water Quality Check included) (contact Cleveland Sales Representative for details)		
	1 ea	Natural Gas 3500 feet elevation		
	1 ea	120v/60/1-ph, 1.8 amps NEMA 5-15P, standard		
	1 ea	HTS Standard Manual Hand Tilt, with quick lowering feature (hydraulic)		
	1 ea	PCS Pan Carrier, for floor models		
	1 ea	DPK14 Double Pantry Faucet And Bracket For SEL30TR, SEL40TR, SGL30TR, SGL40TR, SGM30TR, SGM40TR, SEM30TR, SEM40TR		

Item	Qty	Description	Sell	Sell Total
	1 ea	FSSK Food Strainer, 30 & 40 gallon, for braising pans		
			<b>ITEM TOTAL:</b>	<b>\$24,362.01</b>
62.1	1 kt	<b>Safety System Moveable Gas Connector</b> <i>Dormont Manufacturing Model No. 1675KIT48 Packed 1 kt</i> Dormont Blue Hose™ Moveable Gas Connector Kit, 3/4" inside dia., 48" long, covered with stainless steel braid, coated with blue antimicrobial PVC, (1) SnapFast® QD, (1) full port valve, (2) 90° elbows, coiled restraining cable with hardware, 180,000 BTU/hr minimum flow capacity, limited lifetime warranty	\$178.00	\$178.00
			<b>ITEM TOTAL:</b>	<b>\$178.00</b>
63	1 ea	<b>CUSTOM</b> <i>NATIONWIDE FABRICATION Model No. FLOOR TROUGH</i> Item 63: Floor trough anti-splash 36" W x 24" D	\$3,789.00	\$3,789.00
			<b>ITEM TOTAL:</b>	<b>\$3,789.00</b>
64.1	1 ea	<b>Equipment Stand</b> <i>Cleveland Range Model No. UNISTAND25</i> (P/N 111717) Equipment Stand, 25" H, stainless steel	\$2,159.00	\$2,159.00
	1 ea	1-year parts & labor warranty, standard		
	1 ea	URK Pan Rack Kit for Unistands		
	1 ea	109194 Mounting kit for single unit to stand		
			<b>ITEM TOTAL:</b>	<b>\$2,159.00</b>
66	1 ea	<b>custom</b> <i>Air Controls Skyline Stainless Model No. WINDOW TRIM</i> 1lot 16/304 window trim (3) sides	\$913.00	\$913.00
			<b>ITEM TOTAL:</b>	<b>\$913.00</b>
68.1	1 ea	<b>Water Filtration System, Cartridge Kit</b> <i>Blodgett Model No. 200MS2</i> Multi-stage water filtration system (NET)	\$916.00	\$916.00
			<b>ITEM TOTAL:</b>	<b>\$916.00</b>
68.3	1 kt	<b>Blue Hose Gas Connector Kit</b> <i>Dormont Manufacturing Model No. 1675KITCF2S48PS Packed 1 kt</i> Dormont Blue Hose™ Moveable Gas Connector Kit, 3/4" inside dia., 48" long, covered with stainless steel braid, coated with blue antimicrobial PVC, (1) Safety Quik® QDV, (2) Swivel MAX®, (1) pair Safety Set® with hardware mounting options, coiled restraining cable with hardware, limited lifetime warranty	\$415.00	\$415.00
			<b>ITEM TOTAL:</b>	<b>\$415.00</b>
68 & 68.2	1 ea	<b>Combi Oven, Gas</b> <i>Blodgett Model No. BX-14G DBL</i> Combi Oven Steamer, gas, boilerless, stacked, (14) 12" x 20" full size hotel pan or (7) 18" x 26" full size sheet pan capacity per compartment, Steam-on-Demand & Vario Steam, 4-speed fan, core temperature probe, glass door, dual stage door latch, programmable manual control capable of storing 100 recipes, (7) wire shelves, retractable hose reel, hardware & 4" low profile casters, 130,000 BTU total, (2) 1/2 hp, cETLus, NSF	\$58,018.00	\$58,018.00
	1 ea	1 year parts & labor warranty, standard		
	1 ea	Natural gas		
	1 ea	(2) 120v/60/1-ph, 12.0 amps, NEMA 5-20P, standard		
	1 ea	RO500R+ST9 TruH2O RO500 with a TruH2O ST9 9 gallon RO storage tank (NET)		
			<b>ITEM TOTAL:</b>	<b>\$58,018.00</b>
72	1 ea	<b>Convection Oven, Gas</b>	\$28,195.01	\$28,195.01

Item	Qty	Description	Sell	Sell Total
		<i>Blodgett Model No. DFG-200 DBL</i> Convection Oven, gas, double-deck, bakery depth, capacity (5) 18" x 26" pans per compartment, (SSD) solid state digital controls, 2-speed fan, interior light, simultaneous operated doors with glass, stainless steel front, sides & top, 6" stainless steel legs, flue connector, (2) 1/2 HP, 60,000 BTU each, cETL, NSF		
	1 ea	3 year parts, 2 year labor and 2 additional year door warranty (parts only), standard		
	1 ea	Natural gas 3500 feet		
	2 ea	115v/60/1-ph, 6.0 amps, 1/2 hp, 3-wire with ground, NEMA 5-15P (per deck), standard		
	1 ea	SSD Top Oven: Solid State digital with Pulse Plus® and Cook & Hold, standard		
	1 ea	SSD Bottom Oven: Solid State digital with Pulse Plus® and Cook & Hold, standard		
	1 ea	Draft diverter		
	1 st	6" plate casters (set)		
	1 ea	NOTE: DO NOT deduct cost of standard legs		
	1 ea	Gas manifold		
			<b>ITEM TOTAL:</b>	<b>\$28,195.01</b>
72.1	1 kt	<b>Blue Hose Gas Connector Kit</b> <i>Dormont Manufacturing Model No. 1675KITCF2S48PS Packed 1 kt</i> Dormont Blue Hose™ Moveable Gas Connector Kit, 3/4" inside dia., 48" long, covered with stainless steel braid, coated with blue antimicrobial PVC, (1) Safety Quik® QDV, (2) Swivel MAX®, (1) pair Safety Set® with hardware mounting options, coiled restraining cable with hardware, limited lifetime warranty	<b>\$415.00</b>	<b>\$415.00</b>
			<b>ITEM TOTAL:</b>	<b>\$415.00</b>
75	1 ea	<b>custom</b> <i>Air Controls Skyline Stainless Model No. WALL CLADDING</i> 1lot Wall Cladding- 20/304 s/s- hood wall	<b>\$4,270.00</b>	<b>\$4,270.00</b>
			<b>ITEM TOTAL:</b>	<b>\$4,270.00</b>
76	1 ea	<b>custom</b> <i>Air Controls Skyline Stainless Model No. GAS LINE COVER</i> 1lot 187/304 sloped top gas line cover – (2) piece butted joint -Approx 17'	<b>\$1,466.00</b>	<b>\$1,466.00</b>
			<b>ITEM TOTAL:</b>	<b>\$1,466.00</b>
77	1 ea	<b>CUSTOM</b> <i>NATIONWIDE FABRICATION Model No. WORK TABLE</i> Item 77: Work table 60" W x 40" D (as shown on plan) 2 each drawer, over-shelf with raceway and (2) outlets	<b>\$7,698.00</b>	<b>\$7,698.00</b>
			<b>ITEM TOTAL:</b>	<b>\$7,698.00</b>
82	1 ea	<b>CUSTOM</b> <i>NATIONWIDE FABRICATION Model No. WORK TABLE</i> Item 82: Work table 108" W x 36" D with 3-tier drawer	<b>\$8,688.00</b>	<b>\$8,688.00</b>
			<b>ITEM TOTAL:</b>	<b>\$8,688.00</b>
84	1 ea	<b>custom</b> <i>Air Controls Skyline Stainless Model No. WALL CAP</i> wall cap	<b>\$576.00</b>	<b>\$576.00</b>
			<b>ITEM TOTAL:</b>	<b>\$576.00</b>
86	1 ea	<b>CUSTOM</b> <i>NATIONWIDE FABRICATION Model No. WORK TABLE</i> Item 86: Work table with (2) prep sinks 108" W x 30" D , (1) drawer, (2) sink	<b>\$8,733.00</b>	<b>\$8,733.00</b>

Item	Qty	Description	Sell	Sell Total
		covers with bracket		
			<b>ITEM TOTAL:</b>	<b>\$8,733.00</b>
86.1	2 ea	<b>Wall / Splash Mount Faucet</b> <i>Fisher Model No. 13269</i> Faucet, backsplash mount, 8" centers, 12" swing spout, lever handles with color coded indexes, 1/2" NPT male inlets, brass, CSA, ADA Compliant	<b>\$384.00</b>	<b>\$768.00</b>
	2 ea	1 year warranty against defects in materials or workmanship, standard		
	4 ea	71498 Close Elbow, 1/2" female, stainless steel		
	2 ea	22306 DrainKing Waste Valve, flat strainer, overflow body, 19 x 21 tube & elbow, 12 GPM drain rate, cast red brass body		
			<b>ITEM TOTAL:</b>	<b>\$768.00</b>
86.2	1 ea	<b>Faucet Control Valve</b> <i>Fisher Model No. 2805</i> Control Valve, shut off, 4" deck mount, remote, 1/2" inlets	<b>\$1,080.00</b>	<b>\$1,080.00</b>
	1 ea	29801 Hose Reel Assembly, exposed reel rinse with spray valve, powder coat steel construction, 30 feet of 3/8 ID, 3 ply hose, working pressure of 200 psi, withstands 160° F water temperature, 1/2" NPT Female		
	1 ea	2955-8000 Back Flow Preventer, 3/8" F x 3/8" F with 3/8" close nipple, (fits between reel rinse hose and spray valve handle)		
			<b>ITEM TOTAL:</b>	<b>\$1,080.00</b>
87	1 ea	<b>Roll-Thru Refrigerator</b> <i>Utility Refrigerator Model No. RTR-60-SS-2S-2S-H</i> Refrigerator, roll-thru, 64.8 cu. ft., two-section, expansion valve, high/low side service valves, sight glass, low pressure burnout protection, digital temperature control, interior LED lighting, Unigrip™ handle, standard depth, solid stainless steel doors, welded corners, accepts 72" high cart, stainless steel exterior & interior, top mounted self-contained, 1/2 hp	<b>\$16,830.03</b>	<b>\$16,830.03</b>
	1 ea	Note: If freight quote is needed, please Contact Factory		
	1 ea	Five year parts, one year labor warranty, lifetime telephone tech support, standard		
	1 ea	Five year compressor warranty		
	1 ea	115v/60/1-ph, cord with NEMA 5-20P, standard		
	1 ea	Front: (kitchen control side) left door hinged on left, right door hinged on right, standard		
	1 ea	Rear: (serving side) both doors hinged on left		
	4 ea	Rehinging feature (Priced Per Door)		
			<b>ITEM TOTAL:</b>	<b>\$16,830.03</b>
88	1 ea	<b>Hand Sink</b> <i>Eagle Group Model No. HSA-10</i> Hand Sink, wall mount, 13-1/2" wide x 9-3/4" front-to-back x 6-3/4" deep bowl, 304 stainless steel construction, requires splash mounted faucet, deep-drawn seamless design-positive drain, inverted "V" edge, NSF	<b>\$770.00</b>	<b>\$770.00</b>
	1 ea	-LRS Left & right side splashes		
			<b>ITEM TOTAL:</b>	<b>\$770.00</b>
88.1	1 ea	<b>Wall / Splash Mount Faucet</b> <i>Fisher Model No. 80691</i> Faucet, backsplash mount, 4" centers, 6" swivel gooseneck spout, wrist handles with color coded indexes, 1/2" NPT male inlets, with elbows, brass, ADA Compliant	<b>\$203.00</b>	<b>\$203.00</b>
	1 ea	1 year warranty against defects in materials or workmanship, standard		

Item	Qty	Description	Sell	Sell Total
			<b>ITEM TOTAL:</b>	<b>\$203.00</b>
89	1 ea	<b>custom</b> <i>Air Controls Skyline Stainless Model No. WALL CLADDING</i> 1lot Wall Cladding- 20/304 s/s- mop sink 60" tall	<b>\$837.00</b>	<b>\$837.00</b>
			<b>ITEM TOTAL:</b>	<b>\$837.00</b>
90	1 ea	<b>Mop Broom Holder</b> <i>Eagle Group Model No. US0824-16/3-X</i> Utility Shelf with Mop Hanger, 24"W x 8"D, includes mop hangers & hooks for clothes, 16/304 stainless steel construction (FLYER)	<b>\$451.00</b>	<b>\$451.00</b>
			<b>ITEM TOTAL:</b>	<b>\$451.00</b>
91	1 ea	<b>Mop Sink</b> <i>Custom Model No. TSB-200</i> Vemco	<b>\$553.00</b>	<b>\$553.00</b>
			<b>ITEM TOTAL:</b>	<b>\$553.00</b>
91.1	1 ea	<b>Service Faucet</b> <i>Fisher Model No. 8253</i> Service Sink Faucet, wall mount mixing faucet with 8" adjustable centers, EZ Install adapters, 6" spout with garden hose outlet, lever handles, 1/2" inlets	<b>\$207.00</b>	<b>\$207.00</b>
			<b>ITEM TOTAL:</b>	<b>\$207.00</b>
91.2	1 ea	<b>Hose Bib Faucet</b> <i>Fisher Model No. 29556</i> Sill Faucet, 1/2" F inlet, 3/4" hose thread, vacuum breaker, lever style handle, includes hot & cold index buttons	<b>\$116.00</b>	<b>\$116.00</b>
			<b>ITEM TOTAL:</b>	<b>\$116.00</b>
91.3	1 ea	<b>Vacuum Breaker Assembly</b> <i>Fisher Model No. 14540</i> Pressure Vacuum Breaker, 1/2" F inlet and outlet, wall-mounted, anti-spill	<b>\$583.00</b>	<b>\$583.00</b>
			<b>ITEM TOTAL:</b>	<b>\$583.00</b>
96	1 ea	<b>Hose Reel</b> <i>Fisher Model No. 1801</i> Reel Rinse Control Unit, valves, gauges and connections are completely enclosed within a stainless steel cabinet, dual check backflow preventer, water hammer silencer, 90° panel lock, padlock hasp & finger latch, 1/2" NPT female inlets & outlets	<b>\$4,654.00</b>	<b>\$4,654.00</b>
	1 ea	75397 Hose Reel Assembly, exposed reel rinse with spray gun, stainless steel construction, 50 feet of 1/2 ID, 3 ply hose, working pressure of 150 psi, withstands 160° F water temperature, 1/2" NPT Female garden hose inlet		
			<b>ITEM TOTAL:</b>	<b>\$4,654.00</b>
99	1 ea	<b>Hand Sink</b> <i>Eagle Group Model No. HSA-10</i> Hand Sink, wall mount, 13-1/2" wide x 9-3/4" front-to-back x 6-3/4" deep bowl, 304 stainless steel construction, requires splash mounted faucet, deep-drawn seamless design-positive drain, inverted "V" edge, NSF	<b>\$770.00</b>	<b>\$770.00</b>
	1 ea	-LRS Left & right side splashes		
			<b>ITEM TOTAL:</b>	<b>\$770.00</b>
99.1	1 ea	<b>Wall / Splash Mount Faucet</b> <i>Fisher Model No. 80691</i> Faucet, backsplash mount, 4" centers, 6" swivel gooseneck spout, wrist handles with color coded indexes, 1/2" NPT male inlets, with elbows, brass, ADA	<b>\$203.00</b>	<b>\$203.00</b>

Item	Qty	Description	Sell	Sell Total
	1 ea	Compliant 1 year warranty against defects in materials or workmanship, standard		
			<b>ITEM TOTAL:</b>	<b>\$203.00</b>
101	1 ea	<b>custom</b> <i>Air Controls Skyline Stainless Model No. WALL CLADDING</i> 1lot Wall Cladding- 20/304 s/s- belly band	<b>\$1,209.00</b>	<b>\$1,209.00</b>
			<b>ITEM TOTAL:</b>	<b>\$1,209.00</b>
103	1 ea	<b>CUSTOM</b> <i>NATIONWIDE FABRICATION Model No. THREE COMP SINK</i> Item 103: 3-comp sink 126" W x 35" D 1 each drawer, WITH hose reel mounting box	<b>\$8,172.00</b>	<b>\$8,172.00</b>
			<b>ITEM TOTAL:</b>	<b>\$8,172.00</b>
103.1	1 ea	<b>Wall / Splash Mount Faucet</b> <i>Fisher Model No. 5414</i> Faucet, backsplash mount, 8" control valve with elbows, 14" swing spout, lever handles with color coded indexes, 3/4" inlets, brass	<b>\$994.00</b>	<b>\$994.00</b>
	2 ea	5000-2103 Close Elbow, 3/4" female, rough chrome		
	3 ea	22306 DrainKing Waste Valve, flat strainer, overflow body, 19 x 21 tube & elbow, 12 GPM drain rate, cast red brass body		
			<b>ITEM TOTAL:</b>	<b>\$994.00</b>
103.2	1 ea	. <i>Fisher Model No. 99449</i> 99449 has been discontinued but is buildable by adding the following Parts. 21482 3/4 CTL VLV ADDONXH RIG SV 4 5000-0002 3/4 SPOUT 14SS 5400-CV 3/4 CTL VLV 8BSELH SVL CK 97993 PRERINSE SPG 16R	<b>\$885.00</b>	<b>\$885.00</b>
	1 ea	21482 Add-On Faucet, with 2-part swivel spout & 4" riser, cross handle with color coded button, 3/4" inlets, brass		
	1 ea	5000-0002 Swing Spout, 14" long, 3/4"		
	1 ea	5400-CV Control Valve, 8" OC splash-mounted, with swivel outlet, check valves, 3/4" inlet		
	1 ea	97993 Pre-Rinse Sub-Assembly, spring, 16" riser & Ultra-Spray™/PLUS spray valve		
	2 ea	5000-2103 Close Elbow, 3/4" female, rough chrome		
			<b>ITEM TOTAL:</b>	<b>\$885.00</b>
105	1 ea	<b>custom</b> <i>Air Controls Skyline Stainless Model No. WALL CLADDING</i> 1lot Wall Cladding- 20/304 s/s- dish drop- 60" tall	<b>\$1,116.00</b>	<b>\$1,116.00</b>
			<b>ITEM TOTAL:</b>	<b>\$1,116.00</b>
106	1 ea	<b>custom</b> <i>Air Controls Skyline Stainless Model No. WALL CLADDING</i> 1lot Wall Cladding- 20/304 s/s- belly band	<b>\$2,349.00</b>	<b>\$2,349.00</b>
			<b>ITEM TOTAL:</b>	<b>\$2,349.00</b>
106.1	1 ea	<b>custom</b> <i>Air Controls Skyline Stainless Model No. WALL CLADDING</i> Wall Cladding- 20/304 s/s- 74" tall	<b>\$1,378.00</b>	<b>\$1,378.00</b>
			<b>ITEM TOTAL:</b>	<b>\$1,378.00</b>
107	1 ea	<b>custom</b>	<b>\$13,326.00</b>	<b>\$13,326.00</b>

Item	Qty	Description	Sell	Sell Total
		<b>Air Controls Skyline Stainless Model No. SOIL DISH TABLE</b> 14/304 L shaped soiled dish table 108"x 84" Complete with the following: 10" integral backsplash Pass thru shelf (1)24" under shelf (1)36" undershelf (1) rack guide (1) dump trough with removable basket Disposer package		
		<b>ITEM TOTAL:</b>		<b>\$13,326.00</b>
107.1	1 ea	<b>Pre-Rinse Faucet Assembly</b> <i>Fisher Model No. 13390</i> Pre-Rinse Unit, spring style, backsplash mount, 8" centers, 21" riser, 36" hose, 1.15 GPM Ultra-Spray™ PLUS spray valve with built-in spray handle clip & dish guard bumper, lever handles with color coded indexes, includes wall bracket, 1/2" NPT male inlets, brass, ADA Compliant	<b>\$493.00</b>	<b>\$493.00</b>
	1 ea	2932-0002 Back Flow Preventer, 3/4" - 14 F x 3/4" - 14 M (fits between pre-rinse hose & spray valve handle), brass		
	2 ea	64211 Elbows, (2) 1/2", brass		
		<b>ITEM TOTAL:</b>		<b>\$493.00</b>
107.2	1 ea	<b>Faucet, Parts &amp; Accessories</b> <i>Fisher Model No. 13676</i> Shut-Off Valve, with right hand swivel stem & cross handle, 1/2" F, concealed	<b>\$111.00</b>	<b>\$111.00</b>
	1 ea	81930 Inlet Fitting Assembly, (3) gaskets, 1/2" inlet, brass		
		<b>ITEM TOTAL:</b>		<b>\$111.00</b>
108	1 ea	<b>Disposer</b> <i>InSinkErator Model No. SS-200-18A-CC101</i> SS-200™ Complete Disposer Package, with 18" diameter bowl, 6-5/8" diameter inlet, with removable splash baffle & reversible bowl cover, 2 HP motor, stainless steel construction, includes syphon breaker, solenoid valve, flow control valve, programmable CC-101 control center, auto reversing, timed run, post flush, adjustable leg kit	<b>\$4,715.00</b>	<b>\$4,715.00</b>
	1 ea	(1) year parts & labor warranty from date of installation (standard)		
	1 ea	Standard height disposer body		
	1 ea	208v/60/1ph, 7.7 a		
	1 ea	SYPHON STD Syphon breaker standard, 1/2" (11477)		
	1 ea	DEJAMWRENCH Dejamming wrench, fits 6-5/8" opening only (Not for use with throat guard) (13993)		
		<b>ITEM TOTAL:</b>		<b>\$4,715.00</b>
108.1	1 ea	<b>Vacuum Breaker Assembly</b> <i>Fisher Model No. 3990</i> Atmospheric Vacuum Breaker, 45° ledge mount, 1/2" M inlet	<b>\$195.00</b>	<b>\$195.00</b>
		<b>ITEM TOTAL:</b>		<b>\$195.00</b>
109	1 ea	<b>Dishwasher, Conveyor Type</b> <i>Hobart Model No. CL44EN-BAS+BUILDUP</i> Conveyor Dishwasher, single tank, (202) racks/hour, insulated hinged doors, .62 gallon/rack, stainless steel enclosure panels, microprocessor controls with low temperature & dirty water indicators, NSF Pot & Pan mode, programable de-lime notification, ENERGY STAR®, Free factory startup for installations within a 100 mile radius of a Hobart service office; installation beyond 100 miles will be	<b>\$57,000.00</b>	<b>\$57,000.00</b>

Item	Qty	Description	Sell	Sell Total
		charged at the quoted rate by the local Hobart service office		
	1 ea	Standard warranty - 1-Year parts, labor & travel time during normal working hours within the USA		
	1 ea	CL44EN-BASHTE15K Electric tank heat 15kW		
	1 ea	CL44EN-BASERH30K 30kW electric booster		
	1 ea	Dual Point (2) service connection standard		
	1 ea	CL44EN-BASELE0AX 208v/60/3-ph		
	1 ea	CL44EN-BASHGTSTD Standard height		
	1 ea	CL44EN-BASDIR0LR Left to right operation		
	1 ea	BDELRAX-STDDOM Blower Dryer, Electric, L - R, 208v/60/3-ph, Standard Height, Domestic		
	1 ea	NOTE: When blower dryer is selected, only (1) E Series vent hood (below) needed for load/soiled side vent connection; Blower Dryer assembly includes vent stack for unload/clean side vent connection. CLeN Blower Dryer MUST BE DIRECT VENTED, CANNOT BE INSTALLED UNDER CANOPY HOOD		
	1 ea	Installation by local Hobart Service Office if within 100 mile radius & done during normal business hours. 72 Hour Assembly Notice Recommended. Must be ordered with Hobart Dishmachine. Price includes assembly of blower dryer to Hobart dishmachine ONLY. Installation of dishmachine can be by others. Does not include drain connection.		
	1 ea	CL44EN-BASFETSTD Standard feet		
	1 ea	NOTE: For water of 3-grains of hardness or more, Hobart suggests adding a water softener.		
	1 ea	VNTHD/E-ADJ E-series vent hood domestic (adjustable)		
	1 ea	DISHRAK-P1400 Rack, peg type with one side open (tray/sheet pan rack)		
	1 ea	SHTPAN-RACK Rack, 6 sheet pan		
	2 ea	1/2INSHK-ABSRBR Water Shock Absorber Kit (2 required - 1 each incoming hot and cold water lines)		
	1 ea	CLE/TBL-SWITCH Table limit switch CLE-Series		
			<b>ITEM TOTAL:</b>	<b>\$57,000.00</b>
109.1	1 ea	<b>Water Filtration System, for Warewashing Units</b> <i>Everpure Model No. EV979911</i> KleenWare Water Filtration System, KleenWare HTS-11, Single, (1) HT-10 HydroBlend™ scale inhibitor cartridge, 15.0 gpm, 3/4" inlet, 3/4" outlet, up to 200 psi (EV979911)	<b>\$446.00</b>	<b>\$446.00</b>
			<b>ITEM TOTAL:</b>	<b>\$446.00</b>
112	2 ea	<b>CUSTOM</b> <i>NATIONWIDE FABRICATION Model No. VENT DUCT RISER</i> Item 112: Dish washer vent duct riser	<b>\$920.00</b>	<b>\$1,840.00</b>
			<b>ITEM TOTAL:</b>	<b>\$1,840.00</b>
114	1 ea	<b>Water Softener Conditioner</b> <i>Hobart Model No. WS40-NOINSTALL</i> Water Softening System, 2,527 grains/lb capacity, 5 gallons regeneration volume, & salt alarm, holds 1 bag of salt, pricing DOES NOT include standard installation. INSTALLATION BY AUTHORIZED HOBART SERVICE OFFICE IS RECOMMENDED (NET)	<b>\$3,092.00</b>	<b>\$3,092.00</b>
			<b>ITEM TOTAL:</b>	<b>\$3,092.00</b>
116	1 ea	<b>CUSTOM</b> <i>NATIONWIDE FABRICATION Model No. CLEAN TABLE</i> Item 116: Clean dish table 60" x 30" (as shown on plan) with quick drain	<b>\$5,143.00</b>	<b>\$5,143.00</b>

Item	Qty	Description	Sell	Sell Total
			<b>ITEM TOTAL:</b>	<b>\$5,143.00</b>
121	1 ea	<b>Open Display Merchandiser</b> <i>Structural Concepts Model No. CO45R</i> Oasis® Self-Service Refrigerated Open Air Screen Case, 47-1/4"W, 61-5/8"H, Breeze-E (Type II) with EnergyWise self-contained refrigeration system, Blue Fin coated coil, (2) non-lit adjustable metal shelves, top light, one piece formed ABS plastic tub, black interior, (2) full end panels, 4"D removable wall spacer brackets, casters, cETLus, ETL-Sanitation	<b>\$13,178.00</b>	<b>\$13,178.00</b>
	1 ea	NOTE: If GFCI is required, a GFCI breaker MUST be used in lieu of a GFCI receptacle		
	1 ea	NOTE: 34" Minimum entry door clearance required (without shipping skid & with rear spacer bracket removed)		
	1 ea	1 yr. parts & labor warranty, 5 yr. compressor warranty, standard		
	1 ea	Breeze-E (Type II) with EnergyWise refrigeration - NSF Type II compliant, standard		
	1 ea	110-120v/60/1ph, 15.32 amps, standard		
	1 ea	6 ft straight blade power cord NEMA 5-20P (base exit), standard		
	1 ea	NOTE: Compressor air intake from front & out rear, unit MUST remain 4" from wall & front panel cannot be blocked (Not applicable with remote refrigeration option)		
	1 ea	CLEAN SWEEP Clean Sweep®, automatic condenser coil cleaner		
	1 ea	Base Support: Casters, with levelers, standard		
	1 ea	SPECIFY Exterior: Laminate standard color		
	1 ea	Lower front panel: Black, standard		
	1 ea	Left end panel: Full with mirrored interior, vinyl edging, standard		
	1 ea	Right end panel: Full with mirrored interior, vinyl edging, standard		
	1 ea	Back Panel: Rear loading hinged doors, locking		
	1 ea	Digital fahrenheit thermometer, standard		
	1 ea	Add Lights (LED) to standard shelves (2)		
	1 ea	Night curtain: Retractable, non-locking		
			<b>ITEM TOTAL:</b>	<b>\$13,178.00</b>
123	1 ea	<b>CUSTOM</b> <i>NATIONWIDE FABRICATION Model No. SERVING COUNTER</i> Item 123/128: Valdura serving counter 22'0" long x 18'0" long x 9'6" long 3'6" and 4'0" wide, open base with S/S shelving. P-Lam guest allow for (2) laminated with separation, S/S tray slide runners in solid surface top	<b>\$84,000.00</b>	<b>\$84,000.00</b>
			<b>ITEM TOTAL:</b>	<b>\$84,000.00</b>
124	1 ea	<b>FOOD SHIELD</b> <i>Premier Metal &amp; Glass Model No. TM2N-A</i> TM2N-A - 1" OD GEARLESS ADJUSTABLE FOOD SHIELD WITH TOP SHELF AND REAR SUPPORTS; 3/8" CLEAR TEMPERED GLASS WITH POLISHED EDGES AND RADIUS CORNERS; BOTH END PANELS INCLUDED (FIXED); SURFACE MOUNTING OPTION; HATCO GRNM NARROW MAX WATT HEAT LAMP AND ULTRASLIM LED LIGHTS (WITH EXTERNAL DRIVER) IN COMPLIMENTARY COLORED HOUSING; BRUSHED STAINLESS FINISH; APPROX 175" CL LENGTH; APPROX 418 LBS EA (2 END AND 2 CENTER SUPPORTS)	<b>\$15,321.00</b>	<b>\$15,321.00</b>
			<b>ITEM TOTAL:</b>	<b>\$15,321.00</b>

Item	Qty	Description	Sell	Sell Total
125	1 ea	<b>Mega Top Sandwich / Salad Preparation Refrigerator</b> <i>Randell Model No. PT60-24W-L</i> Refrigerated Counter/Salad Mega Top, reach-in, two-section, 14.7 cu. ft. capacity, 60"W x 33"D, side-mounted self-contained refrigeration, (1) 21" & (1) 27" solid hinged self-closing doors, (24) 1/6 pan capacity, cutting board, stainless steel exterior, aluminum interior, R290 hydrocarbon refrigerant, 1/4 HP, cULus, NSF, Made in USA	\$7,014.00	\$7,014.00
	1 ea	(1) year parts, labor, and compressor warranty, standard		
	1 ea	Self-contained refrigeration standard		
	1 ea	115v/60/1-ph, 9.0 amps, cord, NEMA 5-15P, standard		
	1 ea	SMBOR50R60 Cutting Board, 1/2" thick, richlite, 10" wide		
	1 ea	Roll cover, standard		
	1 ea	First section solid stainless steel door hinged left, standard		
	1 ea	Second section solid stainless steel door hinged right, standard		
	1 ea	6" Casters, standard		
		<b>ITEM TOTAL:</b>		<b>\$7,014.00</b>
126	1 ea	<b>Frost Top / Cold Slab, Drop In</b> <i>Hatco Model No. FTB-3</i> Drop-In Frost Top, 57"L, accommodates (3) full size sheet pans, lighted on/off rocker switch, electronic adjustable temperature control can be mounted to either side of condensing unit or remotely up to 4' from unit, auto-defrost, 1" NPT drain, self-contained refrigeration, R513a, 1/4 HP. cULus, Made in USA	\$5,617.00	\$5,617.00
	1 ea	NOTE: Sale of this product must comply with Hatco's Minimum Resale Price Policy; consult order acknowledgement for details		
	1 ea	NOTE: Includes 24/7 parts & service assistance, call 414-671-6350		
	1 ea	One year parts & labor warranty, standard		
	1 ea	CE mark not available		
	1 ea	120v/60/1-ph, 300 watts, 3.8 amps, NEMA 5-15P, 1/5 HP (domestic voltage) standard		
		<b>ITEM TOTAL:</b>		<b>\$5,617.00</b>
127	1 ea	<b>Display Merchandiser, Heated, For Multi-Product</b> <i>Hatco Model No. HZMS-36D</i> Spot On Slant Heated Zone Merchandising Warmer, countertop, dual shelf, (4) zones per shelf, (8) divider rods, thermostat, infrared heat, LED lighting, hardcoat aluminum base, tempered side glass hinged to post, designer panels, 2800 watts, 11.7 amps, cUL, UL, UL EPH Classified	\$7,534.00	\$7,534.00
	1 ea	NOTE: Sale of this product must comply with Hatco's Minimum Resale Price Policy; consult order acknowledgement for details		
	1 ea	NOTE: Includes 24/7 parts & service assistance, call 414-671-6350		
	1 ea	One year on-site parts & labor warranty, plus one additional year parts only warranty on all Glo-Ray metal sheathed elements		
	1 ea	120/208v/60/1-ph, 2800 watts, 11.7 amps, NEMA L14-20P		
	1 ea	RED Warm Red, designer housing color (available at time of purchase only)		
	1 ea	The color selected is not the default Black & is considered custom & is NOT returnable		
	1 ea	NOTE: Flip door not available for both front & rear configurations		
	1 ea	NOTE: Flip door not available for both front & rear configurations		
		<b>ITEM TOTAL:</b>		<b>\$7,534.00</b>
128	1 ea	<b>CUSTOM</b> <i>NATIONWIDE FABRICATION Model No. SERVING COUNTER</i>		

Item	Qty	Description	Sell	Sell Total
		INCLUDED IN ITEM 123 Item 123/128: Valdura serving counter 22'0" long x 18'0" long x 9'6" long 3'6" and 4'0" wide, open base with S/S shelving. P-Lam guest allow for (2) laminated with separation, S/S tray slide runners in solid surface top		
128.1	1 ea	<b>Pre-Rinse Hose &amp; Valve Assembly</b> <i>T&amp;S Brass Model No. B-0101-A60</i> Spray Valve, push button, with aerator, 60" flexible stainless steel hose, 1/2" IPS male inlet	\$216.00	\$216.00
	1 ea	B-KFD Deck Flange, (for spray hose 1" thick countertops)		
		<b>ITEM TOTAL:</b>		<b>\$216.00</b>
129	1 ea	<b>FOOD SHIELD</b> <i>Premier Metal &amp; Glass Model No. TM2N-A</i> TM2N-A - 1" OD GEARLESS ADJUSTABLE FOOD SHIELD WITH TOP SHELF AND REAR SUPPORTS; 3/8" CLEAR TEMPERED GLASS WITH POLISHED EDGES AND RADIUS CORNERS; BOTH END PANELS INCLUDED (FIXED); SURFACE MOUNTING OPTION; HATCO GRNM NARROW MAX WATT HEAT LAMP AND ULTRASLIM LED LIGHTS (WITH EXTERNAL DRIVER) IN COMPLIMENTARY COLORED HOUSING; BRUSHED STAINLESS FINISH; APPROX 102" CL LENGTH; APPROX 262 LBS EA (2 END AND 1 CENTER SUPPORTS)	\$10,487.00	\$10,487.00
		<b>ITEM TOTAL:</b>		<b>\$10,487.00</b>
131	1 ea	<b>Hot Food Well Unit, Drop-In, Electric</b> <i>Wells Model No. MOD-300TDM/AF</i> Food Warmer, top-mount, built-in, electric, auto-fill, (3) 12" x 20" openings with manifold drains with one valve, wet/dry operation, thermostatic control, stainless steel interior, insulated aluminum steel housing, WellsLok™, UL, NSF	\$4,399.00	\$4,399.00
	1 ea	1 year parts & labor warranty, standard		
	1 ea	Note: Must specify voltage and phase		
	1 ea	208/240v/60/1-ph or 3-ph, 1.24/1.65 kW per well, field wired (field convertible)		
		<b>ITEM TOTAL:</b>		<b>\$4,399.00</b>
132	1 ea	<b>Hot Food Well Unit, Drop-In, Electric</b> <i>Wells Model No. MOD-300TDM/AF</i> Food Warmer, top-mount, built-in, electric, auto-fill, (3) 12" x 20" openings with manifold drains with one valve, wet/dry operation, thermostatic control, stainless steel interior, insulated aluminum steel housing, WellsLok™, UL, NSF	\$4,399.00	\$4,399.00
	1 ea	1 year parts & labor warranty, standard		
	1 ea	Note: Must specify voltage and phase		
	1 ea	208/240v/60/1-ph or 3-ph, 1.24/1.65 kW per well, field wired (field convertible)		
		<b>ITEM TOTAL:</b>		<b>\$4,399.00</b>
136	1 ea	<b>custom</b> <i>Air Controls Skyline Stainless Model No. WALL CLADDING</i> Wall Cladding- 20/304 s/s- 48" tall	\$698.00	\$698.00
		<b>ITEM TOTAL:</b>		<b>\$698.00</b>
137	1 ea	<b>custom</b> <i>NATIONWIDE FABRICATION Model No. TRAY CABINET</i> Item 137: Tray cabinet, 4'0" x 2'6", millwork base with SSM top, casters	\$4,173.00	\$4,173.00
		<b>ITEM TOTAL:</b>		<b>\$4,173.00</b>

Item	Qty	Description	Sell	Sell Total
138	1 ea	<b>CUSTOM</b> <i>NATIONWIDE FABRICATION Model No. SALAD BAR</i> Item 138: Salad bar, 10'0" x 5'0" (as shown on plan) with ventilated millwork doors, SSM top, plate shelves both ends. S/S tray slide runners	\$22,000.00	\$22,000.00
			<b>ITEM TOTAL:</b>	<b>\$22,000.00</b>
139	1 ea	<b>FOOD SHIELD</b> <i>Premier Metal &amp; Glass Model No. TMIR-A</i> TMIR-A - 1" OD DOUBLE SIDED GEARLESS ADJUSTABLE FOOD SHIELD WITH TOP SHELF; 3/8" CLEAR TEMPERED GLASS WITH POLISHED EDGES AND RADIUS CORNERS; BOTH END PANELS INCLUDED (FIXED); SURFACE MOUNTING OPTION; ULTRASLIM LED LIGHTS (WITH EXTERNAL DRIVER) IN COMPLIMENTARY COLORED HOUSING; BRUSHED STAINLESS FINISH; APPROX 80" CL LENGTH; APPROX 332 LBS EA (2 END AND 1 CENTER SUPPORTS)	\$8,229.00	\$8,229.00
			<b>ITEM TOTAL:</b>	<b>\$8,229.00</b>
141	1 ea	<b>Cold Food Well Unit, Drop-In, Refrigerated</b> <i>Wells Model No. RCP-500</i> Cold Food Well Unit, drop-in, self-contained refrigeration, (5) 12" x 20" pan capacity, on/off switch with individual thermostatic controls, insulated pan, 1" drain, stainless steel inner liner, top & flange, steel exterior body, R-404A refrigerant, 1/2 HP, 115v/60/1-ph, 6.4 amps, NEMA 5-15P, NSF, cULus	\$10,279.00	\$10,279.00
	1 ea	Note: Must specify voltage and phase		
	1 ea	Warranty; 1 year parts and labor, standard		
	1 ea	22111 Perforated Bottom Strainer Plate, 1" thick, for RCP-500 or ICP-500, two pieces		
			<b>ITEM TOTAL:</b>	<b>\$10,279.00</b>
142	1 ea	<b>CUSTOM</b> <i>NATIONWIDE FABRICATION Model No. BEVERAGE COUNTER</i> Item 142: Beverage counter 8'0" x 3'0" S/S cabinet base with millwork doors and end panels, SSM top, S/S kick plate, tray runner	\$12,405.00	\$12,405.00
			<b>ITEM TOTAL:</b>	<b>\$12,405.00</b>
148	1 ea	<b>Open Display Merchandiser</b> <i>Structural Concepts Model No. CO45R</i> Oasis® Self-Service Refrigerated Open Air Screen Case, 47-1/4"W, 61-5/8"H, Breeze-E (Type II) with EnergyWise self-contained refrigeration system, Blue Fin coated coil, (2) non-lit adjustable metal shelves, top light, one piece formed ABS plastic tub, black interior, (2) full end panels, 4"D removable wall spacer brackets, casters, cETLus, ETL-Sanitation	\$13,178.00	\$13,178.00
	1 ea	NOTE: If GFCI is required, a GFCI breaker MUST be used in lieu of a GFCI receptacle		
	1 ea	NOTE: 34" Minimum entry door clearance required (without shipping skid & with rear spacer bracket removed)		
	1 ea	1 yr. parts & labor warranty, 5 yr. compressor warranty, standard		
	1 ea	Breeze-E (Type II) with EnergyWise refrigeration - NSF Type II compliant, standard		
	1 ea	110-120v/60/1ph, 15.32 amps, standard		
	1 ea	6 ft straight blade power cord NEMA 5-20P (base exit), standard		
	1 ea	NOTE: Compressor air intake from front & out rear, unit MUST remain 4" from wall & front panel cannot be blocked (Not applicable with remote refrigeration		

Item	Qty	Description	Sell	Sell Total
		option)		
	1 ea	CLEAN SWEEP Clean Sweep®, automatic condenser coil cleaner		
	1 ea	Base Support: Casters, with levelers, standard		
	1 ea	SPECIFY Exterior: Laminate standard color		
	1 ea	Lower front panel: Black, standard		
	1 ea	Left end panel: Full with mirrored interior, vinyl edging, standard		
	1 ea	Right end panel: Full with mirrored interior, vinyl edging, standard		
	1 ea	Back Panel: Rear loading hinged doors, locking		
	1 ea	Digital fahrenheit thermometer, standard		
	1 ea	Add Lights (LED) to standard shelves (2)		
	1 ea	Night curtain: Retractable, non-locking		
		<b>ITEM TOTAL:</b>		<b>\$13,178.00</b>
149	1 ea	<b>Open Display Merchandiser</b>	<b>\$15,100.00</b>	<b>\$15,100.00</b>
		<i>Federal Industries Model No. LMDM4878SC</i>		
		Refrigerated Multipurpose Milk Merchandiser, self-service, 49.7"W x 40.2"D x 78"H, top mount self-contained refrigeration, (1) adjustable white metal shelf with price tag molding, slanted display deck, holds up to (12) milk crates, electronic temperature control, night curtain, 3500K LED lighting (top & below shelf lighting), thermometer included, tempered glass ends, white interior, black front kick plate & trim, galvanized steel back, casters (2 locking), R449 refrigerant, cULus, UL EPH Classified, Made In USA, DOE 2017 compliant		
	1 ea	One year parts & labor warranty		
	1 ea	Five year compressor warranty, standard		
	1 ea	208-240v/60/1-ph, cord with NEMA 6-20P, standard		
	1 ea	Laminate standard color - Black		
	1 ea	Reflective rear access sliding doors		
	1 ea	Night curtain, standard		
		<b>ITEM TOTAL:</b>		<b>\$15,100.00</b>
151	1 ea	<b>CUSTOM</b>	<b>\$8,099.00</b>	<b>\$8,099.00</b>
		<i>NATIONWIDE FABRICATION Model No. CASHIER STATION</i>		
		Item 151: Cashier station 7'0" x 3'0" (as shown on plan) millwork base with SSM top, S/S tray slide runner, S/S kick plate		
		<b>ITEM TOTAL:</b>		<b>\$8,099.00</b>
152	1 ea	<b>CUSTOM</b>	<b>\$6,370.00</b>	<b>\$6,370.00</b>
		<i>NATIONWIDE FABRICATION Model No. CASHIER STATION</i>		
		Item 152: Cashier station 5'0" x 4'0" (as shown on plan) millwork base with SSM top, S/S tray slide runner		
		<b>ITEM TOTAL:</b>		<b>\$6,370.00</b>
158	1 ea	<b>custom</b>	<b>\$576.00</b>	<b>\$576.00</b>
		<i>Air Controls Skyline Stainless Model No. WALL CAP</i>		
		16/304 s/s wall cap		
		<b>ITEM TOTAL:</b>		<b>\$576.00</b>
159	8 ea	<b>custom</b>	<b>\$140.00</b>	<b>\$1,120.00</b>
		<i>Air Controls Skyline Stainless Model No. WALL CAP</i>		
		16/304 full height end wall cap		
		<b>ITEM TOTAL:</b>		<b>\$1,120.00</b>
161	2 ea	<b>custom</b>	<b>\$140.00</b>	<b>\$280.00</b>
		<i>Air Controls Skyline Stainless Model No. END WALL CAP</i>		
		16/304 44" tall end wall cap		

Item	Qty	Description	Sell	Sell Total
			<b>ITEM TOTAL:</b>	<b>\$280.00</b>
162	3 ea	<b>custom</b> <i>Air Controls Skyline Stainless Model No. CORNER GUARD</i> 16/304 full height corner guard	\$93.00	\$279.00
			<b>ITEM TOTAL:</b>	<b>\$279.00</b>
Z1	5 ea	<b>CRATING</b> <i>Premier Metal &amp; Glass Model No. CRATING</i> CRATING; APPROX 125 LBS EA; CRATED ASSEMBLED	\$145.00	\$725.00
			<b>ITEM TOTAL:</b>	<b>\$725.00</b>
Z2	1 ea	<b>FREIGHT</b> <i>Refrigerated Design Texas, Inc Model No. FREIGHT</i> FREIGHT TO SITE (EY Est)	\$6,186.00	\$6,186.00
			<b>ITEM TOTAL:</b>	<b>\$6,186.00</b>
Z3	1 ea	<b>FREIGHT</b> <i>Custom Model No. FREIGHT</i> NORBEC FREIGHT TO SITE	\$7,081.00	\$7,081.00
			<b>ITEM TOTAL:</b>	<b>\$7,081.00</b>
Z4	1 ea	<b>COUNTERTOP</b> <i>Custom Model No. COUNTERTOP WORK</i> Joining Nationwide countertops	\$3,488.00	\$3,488.00
			<b>ITEM TOTAL:</b>	<b>\$3,488.00</b>
Z5	1 ea	<b>FREIGHT</b> <i>NATIONWIDE FABRICATION Model No. FREIGHT</i> NATIONWIDE FREIGHT PARTIAL ONLY	\$4,651.00	\$4,651.00
			<b>ITEM TOTAL:</b>	<b>\$4,651.00</b>
Z6	1 ea	<b>Refrigeration Piping</b> <i>Custom Model No. AL CORNELLA</i> INSTALLATION OF CUSTOMER PROVIDED EQUIPMENT AND NECESSARY REFRIGERATION PIPING FROM EVAP TO CONDENSERS ON ROOF. INCLUDES ALL PIPE/FITTINGS, MISC. MATERIALS, INSULATION, PIPING SUPPORTS, REFRIGERANT, START-UP AND OPERATIONAL CHECK/ADJUSTMENTS.	\$13,073.00	\$13,073.00
			<b>ITEM TOTAL:</b>	<b>\$13,073.00</b>
Z7	1 ea	<b>install</b> <i>Air Controls Skyline Stainless Model No. INSTALL</i> Travel and sub to install above	\$6,884.00	\$6,884.00
			<b>ITEM TOTAL:</b>	<b>\$6,884.00</b>
Z8	1 ea	<b>Install</b> <i>Bargreen Ellingson Model No. INSTALL</i> Delivery and set in place	\$48,279.95	\$48,279.95
			<b>ITEM TOTAL:</b>	<b>\$48,279.95</b>
Z10	1 ea	<b>freight</b> <i>Freight Costs Model No. FREIGHT</i> Freight inbound and to site	\$9,292.00	\$9,292.00
			<b>ITEM TOTAL:</b>	<b>\$9,292.00</b>
			<b>Total</b>	<b>\$822,063.00</b>

Contract Terms: A purchase order is required prior to ordering. Progress billing will be provided as items arrive and payment is required within 30 days of the date of invoice.

Project Cost: See above

Payment Terms: Verification of credit application and approval by our credit department.

The above items are being special ordered for this project and may not be returned unless agreed to under separate written contract. Under no circumstances shall custom items be returnable. Stock and buy out items which are considered for return shall be subject to a 25% minimum restocking cost plus freight charges both ways.

Equipment items being supplied conform to applicable codes as they are known. If special codes or circumstances are invoked by governing authorities, it shall be the responsibility of the project owner and the undersigned client agent to pay for any and all additional costs and fees incurred by Bargreen Ellingson, Inc. Permits if required, are not included unless specifically stated for in the item description.

It shall be understood by all parties involved that this document shall become a legal and binding purchase contract upon signing below and receipt of cash funds for the down payment specified above. Signature below by the purchaser acknowledges the acceptance of all terms and conditions as set forth in this contract.

The person signing this contract specifically represents that he/she has the authority to execute this document and its contents on behalf of the purchaser.

Thank you for choosing Bargreen Ellingson to provide your food service equipment for this project.

Approved By: \_\_\_\_\_

Printed Name: \_\_\_\_\_

Title: \_\_\_\_\_

Date: \_\_\_\_\_

**CUSTOMER COMMITMENT:** In foodservice, things don't always go as planned. When those things happen, Bargreen Ellingson is committed to make it right. Our staff is given the power to resolve your issue. If they cannot, or if you are not completely satisfied, we encourage you to call our President, David Ellingson, at (253) 234-1400. Thank you for the opportunity to serve you!

**ENGAGEMENT CLIENT:** En restauration, les choses ne se passent pas toujours comme prévu. Lorsque ces choses se produisent, Bargreen Ellingson s'engage à y remédier. Notre personnel a le pouvoir de résoudre votre problème. S'ils ne peuvent pas, ou si vous n'êtes pas entièrement satisfait, nous vous encourageons à appeler notre président, David Ellingson, au (253) 234-1400. Merci pour l'opportunité de vous servir!

**Thank you for your business!**

Acceptance: \_\_\_\_\_

Date: \_\_\_\_\_

Printed Name: \_\_\_\_\_



# Asynchronous PD for Meade Teachers


**Our goals:**

1. We want to value all of the Meade School District staff with equitable expectations.
2. We want to recognize teachers' professionalism by acknowledging the work they already do.
3. We want the community to trust that school board decisions are made with integrity.

**The Proposal:**

To address each of these goals, the Instructional Council discussed asynchronous choice board options in which resources and tools are provided in advance for teachers to explore throughout the summer. The list of options covers a wide range of choices to capture the district goals but also provides room for the individual professional to pursue their own goals. The accountability piece for teachers is a statement of intention prior to the start of summer.

\*Each of these options will have its own choice board with a variety of options. Literacy is complete.

<p><b><u>Literacy</u></b></p> <p>Deepen understanding of the five pillars of literacy.</p>	<p><b>Planbook</b></p> <p>Learning how to utilize this district provided resource</p>	<p><b>Book Studies</b></p> <p>Principal or staff selected book studies</p>
<p><b>Technology Integration</b></p> <p>Explore the myriad of instructional applications and tools available.</p>		<p><b>Curriculum Training</b></p> <p>Content training for Board adopted Curriculum</p>
<p><b>Collaborative Work</b></p> <p>Committee, grade level, department level, or mentor work.</p>	<p><b>Professional Path PD</b></p> <p>Teachers choose their own relevant learning (e.g. Master's coursework, state provided PD, etc)</p>	<p><b>District Trainings</b></p> <p>Annual trainings that are required at the start of the year</p>

# 2023-2024 Rural School Calendar Draft 2 - Mar 9, 2023

August 2023						
Su	Mo	Tu	We	Th	Fr	Sa
		1	2	3	4	5
6	7	8	9	10	11	12
13	14	15	16	17	18	19
20	21	22	23	24	25	26
27	28	29	30	31		

September 2023						
Su	Mo	Tu	We	Th	Fr	Sa
					X	2
3	X	5	6	7	8	9
10	11	12	13	14	15	16
17	18	19	20	21	X	23
24	25	26	27	28	29	30

Open House Schedule		
Sturgis Williams Middle School	Tuesday	3:00 - 5:00 (August 22)
Stagebarn Middle School	Tuesday	3:00 - 5:00 (August 22)
Sturgis Brown High School	Tuesday	5:00 - 7:00 (August 22)
Rural	Thursday	1:00 - 3:00 (August 24)
Sturgis Elementary	Thursday	2:00 - 4:00 (August 24)
Whitewood Elementary	Thursday	2:00 - 4:00 (August 24)
Piedmont Valley Elementary	Thursday	2:00 - 4:00 (August 24)
In-service (No students)	Tue, Wed, Thur	Aug. 22 - 24 2023
First Day of School	Monday	August 28, 2023
Labor Day (No School)	Fri & Mon	September 1 & 4, 2023
Homecoming Week	Mon - Thur	September 18- 21, 2023
Parent-Teacher Conference		
High School	Mon & Thurs	October 3 & 5 2023
Middle School	Tue & Thurs	October 3 & 5, 2023
Elem., Rural & Whitewood	Mon & Thurs	October 2 & 5, 2023
In-service (No students)	Friday	October 6, 2023
Native American Day (No School)	Monday	October 9, 2023
Thanksgiving (No School)	Wed, Thurs & Fri	November 22 - 24, 2023
Christmas Vacation (No School)	Thurs - Tue	Dec. 21, 2023 - Jan. 2, 2024
In-Service (No students)MLK Day	Monday	January 15, 2024
President's Day (No School)	Monday	February 19, 2024
Parent-Teacher Conference		
High School	Mon & Thur	February 26 & 29, 2024
Middle School	Tue & Thur	February 27 & 29, 2024
Elem., Rural & Whitewood	Mon & Thur	February 26 & 29, 2024
In-Service (No Students)	Friday	March 1, 2024
Spring Break (No School)	Friday	March 8, 2024
Easter Break (No School)	Fri & Mon	March 29, & April 1, 2024
In-Service (No Students)	Friday	April 19, 2024
Graduation	Sunday	May 19, 2024
Last Day of School	Wednesday	May 22, 2024

October 2023						
Su	Mo	Tu	We	Th	Fr	Sa
1	2	3	4	5	6	7
8	X	10	11	12	13	14
15	16	17	18	19	20	21
22	23	24	25	26	X	28
29	30	31				

November 2023						
Su	Mo	Tu	We	Th	Fr	Sa
			1	2	3	4
5	6	7	8	9	X	11
12	13	14	15	16	17	18
19	20	21	X	X	X	25
26	27	28	29	30		

December 2023						
Su	Mo	Tu	We	Th	Fr	Sa
					X	2
3	4	5	6	7	8	9
10	11	12	13	14	X	16
17	18	19	20	X	X	23
24	X	X	X	X	X	30
31						







January 2024						
Su	Mo	Tu	We	Th	Fr	Sa
			3	4	5	6
7	X	X	10	11	12	13
14	15	16	17	18	19	20
21	22	23	24	25	26	27
28	29	30	31			

February 2024						
Su	Mo	Tu	We	Th	Fr	Sa
				1	X	3
4	5	6	7	8	X	10
11	12	13	14	15	16	17
18	X	20	21	22	23	24
25	26	27	28	29		

March 2024						
Su	Mo	Tu	We	Th	Fr	Sa
					1	2
3	4	5	6	7	X	9
10	11	12	13	14	15	16
17	18	19	20	21	X	23
24	25	26	27	28	X	30
31						

April 2024						
Su	Mo	Tu	We	Th	Fr	Sa
	X	2	3	4	5	6
7	8	9	10	11	12	13
14	15	16	17	18	19	20
21	22	23	24	25	X	27
28	29	30				

May 2024						
Su	Mo	Tu	We	Th	Fr	Sa
			1	2	3	4
5	6	7	8	9	X	11
12	13	14	15	16	17	18
19	20	21	22	23	24	25
26	27	28	29	30	31	

-  First or Last day of school
-  No School
-  In-Service
-  Teacher Work Day
-  Parent- Teacher Conferences
-  Half Day

	Student days	In-service days	PT Conference	Work Days
August	4	3		
September	17			1
October	18	1	1	1
November	17			1
December	11			1
January	18	1		2
February	17		1	1
March	16	1		1
April	18	1		1
May	13			2
<b>Total</b>	<b>149</b>	<b>7</b>	<b>2</b>	<b>11</b>

\*Any snow days will be made up by adding additional days at the end of the school calendar. Furthermore, February 19, March 8, and April 1, 2024 could also be used at the discretion of the Meade School Board with recommendations from the Superintendent.

### Trimester End Dates

November 21, 2023	1st	52 days
February 23, 2024	2nd	46 days
May 22, 2024	3rd	51 days

# 2024-2025 School Calendar B

August 2024						
Su	Mo	Tu	We	Th	Fr	Sa
				1	2	3
4	5	6	7	8	9	10
11	12	13	14	15	16	17
18	19	20	21	22	23	24
25	26	27	28	29	30	31

September 2024						
Su	Mo	Tu	We	Th	Fr	Sa
1	X	3	4	5	6	7
8	9	10	11	12	13	14
15	16	17	18	19	20	21
22	23	24	25	26	27	28
29	30					

October 2024						
Su	Mo	Tu	We	Th	Fr	Sa
		1	2	3	4	5
6	X	8	9	10	11	12
13	14	15	16	17	18	19
20	21	22	23	24	25	26
27	28	29	30	31		

November 2024						
Su	Mo	Tu	We	Th	Fr	Sa
					1	2
3	4	5	6	7	8	9
10	11	12	13	14	15	16
17	18	19	20	21	22	23
24	25	26	X	X	X	30

December 2024						
Su	Mo	Tu	We	Th	Fr	Sa
1	2	3	4	5	6	7
8	9	10	11	12	13	14
15	16	17	18	19	20	21
22	X	X	X	X	X	28
29	X	X				

January 2025						
Su	Mo	Tu	We	Th	Fr	Sa
			X	X	X	4
5	6	7	8	9	10	11
12	13	14	15	16	17	18
19	20	21	22	23	24	25
26	27	28	29	30	31	

February 2025						
Su	Mo	Tu	We	Th	Fr	Sa
						1
2	3	4	5	6	7	8
9	10	11	12	13	14	15
16	X	18	19	20	21	22
23	24	25	26	27	28	

March 2025						
Su	Mo	Tu	We	Th	Fr	Sa
						1
2	3	4	5	6	7	8
9	10	11	12	13	14	15
16	17	18	19	20	X	22
23	24	25	26	27	28	29
30	31					

April 2025						
Su	Mo	Tu	We	Th	Fr	Sa
		1	2	3	4	5
6	7	8	9	10	11	12
13	14	15	16	17	X	19
20	X	22	23	24	25	26
27	28	29	30			

May 2025						
Su	Mo	Tu	We	Th	Fr	Sa
				1	2	3
4	5	6	7	8	9	10
11	12	13	14	15	16	17
18	19	20	21	22	23	24
25	26	27	28	29	30	31

Open House Schedule		
Sturgis Williams Middle School	Tuesday	3:00 - 5:00 (August 20)
Stagebarn Middle School	Tuesday	3:00 - 5:00 (August 20)
Sturgis Brown High School	Tuesday	5:00 - 7:00 (August 20)
Rural	Thursday	1:00 - 3:00 (August 22)
Sturgis Elementary	Thursday	2:00 - 4:00 (August 22)
Whitewood Elementary	Thursday	2:00 - 4:00 (August 22)
Piedmont Valley Elementary	Thursday	2:00 - 4:00 (August 22)
<b>In-service (No students)</b>	<b>Tue, Wed, Thurs</b>	<b>August 20 - 22, 2024</b>
First Day of School	Monday	August 26, 2024
Labor Day (No School)	Monday	September 2, 2024
Parent-Teacher Conference		
High School	Mon & Thurs	Sept 30 & Oct 3, 2024
Middle School	Tue & Thurs	October 1 & 3, 2024
Elem., Rural & Whitewood	Mon & Thurs	Sept 30 & Oct 3, 2024
<b>In-service (No students)</b>	<b>Friday</b>	<b>October 4, 2024</b>
Native American Day (No School)	Monday	October 7, 2024
Thanksgiving (No School)	Wed, Thurs, Fri	November 27 - 29, 2024
In-service (No students)	Friday	December 6, 2024
Christmas Vacation (No School)	Mon - Fri	Dec 23, 2024 - Jan 3, 2025
<b>In-service (No students) MLK Day</b>	<b>Monday</b>	<b>January 20, 2025</b>
Parent-Teacher Conference		
High School	Mon & Thurs	February 10 & 13, 2025
Middle School	Tue & Thurs	February 11 & 13, 2025
Elem., Rural & Whitewood	Mon & Thurs	February 10 & 13, 2025
<b>In-service (No students)</b>	<b>Friday</b>	<b>February 14, 2025</b>
President's Day (No School)	Monday	February 17, 2025
<b>In-service (No students)</b>	<b>Thursday</b>	<b>March 20, 2025</b>
Spring Break (No School)	Friday	March 21, 2025
Easter Break (No School)	Fri & Mon	April 18 & 21, 2025
Graduation	Sunday	May 18, 2025
Last Day of School	Wednesday	May 21, 2025

- First or Last day of school
- No School
- In-Service
- Parent-Teacher Conferences are 4:00 to 7:00 PM each day.

	Student days	In-service days	PT Conference
August	5	3	
September	20		1
October	21	1	1
November	18		
December	14	1	
January	19	1	
February	18	1	1
March	19	1	
April	20		
May	15		
<b>Total</b>	<b>169</b>	<b>8</b>	<b>3</b>

\*\*Any snow days will be made up by adding additional days at the end of the school calendar. Furthermore, February 17, March 20 and April 21 have been used at the discretion of the Meade School Board with recommendations from the Superintendent.

### Quarter End Dates

October 25, 2024	1st	42 days
January 10, 2025	2nd	41 days
March 19, 2025	3rd	45 days
May 21, 2025	4th	41 days

### Trimester End Dates

November 15, 2024	1st	57 days
February 28, 2025	2nd	58 days
May 21, 2025	3rd	54 days

## LEASE FOR JOINT USE AND COST SHARING FOR WOODLE FIELD

The parties to this Agreement are the City of Sturgis, a South Dakota Municipal Corporation, of 1040 Harley-Davidson Way, Sturgis, SD 57785, hereinafter referred to as City, and the Meade School District 46-1, of 1230 Douglas Street, Sturgis, SD 57785, hereinafter referred to as School District.

WHEREAS, the City is the owner of the real property located in Sturgis, Meade County, South Dakota, estimated to be approximately 7.85 acres as shown in Exhibit A which are regularly used and has been improved by the School District.

WHEREAS, the parties desire to clarify their rights and obligations concerning the Woodle Field area which is owned by the City on the real property legally described above.

NOW THEREFORE, the parties agree as follows:

### 1. OWNERSHIP

The City authorizes the use of the property legally described herein for school sanctioned events with the ownership of said real property remaining with the City. The City does recognize that the school district has placed substantial improvements on the within the fenced area surrounding the athletic field, consisting of approximately 5 acres and improvements to the immediate east of the field, as all show on Exhibit A.

### 2. SHARED COSTS

The City shall be responsible for maintain the parking lot. The cost of said maintenance shall be shared between the parties with the City being responsible for and paying fifty percent (50%) of said cost and the School District being responsible for and paying fifty percent (50%) of said cost. District to reimburse City within 45 days of its billing for said costs. However, the city shall be solely responsible to repair any damage caused to the parking lot caused by the city or its assigns during the annual Sturgis Motorcycle Rally.

The School District shall be responsible for the maintenance of the area that is fenced in around the football field area as shown on Exhibit A. All maintenance of buildings, equipment and grounds therein will be the sole responsibility of the School District.

### 3. SHARED USE

The parties recognize that the use of the fields and parking area will be used exclusively by the school during the normal course of all scheduled school events and activities during the school year from late August through May of each year. The parties further recognize that private citizens and community groups have historically used the track and other areas within the leased premises when not in use by the School District and that such use shall be able to continue when not in conflict with school activities. The City will continue to sponsor various events including community and sporting events from late May through September of each year, all events inside the fenced area need to be scheduled through the school. This lease shall only apply to events officially sponsored by the City of Sturgis. Regardless of any City use, the School District shall have access to Woodle Field at all times. For any new use of the leased premises, the City will provide a 90 day notice of such use to the District. Within 30 days of receipt of such notice, the District will approve or deny the proposed new use. Such approval by the District shall not be unreasonably withheld.

4. DURATION OF USE

This Agreement shall become effective upon execution by both parties and shall continue in effect through December 31, 2023. If Notice of Intent to Renew is provided by the District to City on or before March 15, 2023, thereafter this lease may be renewed for an additional five (5) years. Either party may cancel by providing written notice of cancellation at least 180 days prior to cancellation. However, nothing contained in this Agreement shall be construed as a conveyance by the City of its right in the fee of the land included in this lease. This Agreement shall bind and inure to the benefit of the respective heirs, personal representative, successors, and assigns of the parties.

5. INSURANCE

The School District is required to provide or purchase liability insurance, which shall cover all operations and activities held in the Woodle Field area. Insurance shall also provide coverage to spectators at the Event(s). The liability insurance policy shall be with a reputable insurance company licensed to do business in the State of South Dakota, and shall be in the minimum amount of \$50,000 property damage, \$1,000,000 personal injury per person, with an aggregate of at least \$2,000,000, or a combined single limit of \$2,000,000. The following shall be listed as additional insured on said policy: "City of Sturgis, SD and its elected officials, officers, agents, employees, volunteers, and agents". A copy of the declaration page confirming that coverage is in existence for the calendar year shall be provided to City by January 5<sup>th</sup> of each year of this lease.

6. COMPLETE AND FINAL AGREEMENT

This written Agreement and all of its provisions are acknowledged by the parties as terms that they are entering into freely and voluntarily, that they have the opportunity to be represented and advised by counsel in the negotiations resulting in this Agreement, and that they have given due consideration to these provisions, and they thoroughly understand and consent to all of them. The complete agreement of the parties relating to the matters of this Lease and Use Agreement are as set forth herein, and no statement, promises, or inducements made by either party or agent of either party that are not contained in this written contract shall be valid or binding. The parties specifically understand and agree that upon execution of this Lease and Use Agreement any prior understandings or practices of the parties regarding the use of the subject property herein shall be terminated and extinguished, and shall be of no further force or effect between the parties.

Dated this 16 day of August, 2021.

MEADE SCHOOL DISTRICT 46-1

Joseph C. Urbaniak  
Joseph Urbaniak, School Board President

CITY OF STURGIS

Mark Carstensen  
Mark Carstensen, Mayor



*"To Build Knowledge and Skills for Success Today and Tomorrow"*

OFFICE OF THE SUPERINTENDENT

Mark Carstensen  
City of Sturgis  
1040 Harley Davidson Way  
Sturgis, SD 57785

March 9, 2023

Re: Notice of Intent to Renew

Dear Mr. Carstensen,

This letter is a formal request from the Meade School District 46-1 to signify our interest in continuing the Lease for Joint Use and Cost Sharing for Woodle Field. According to Section 4: Duration of Use, the lease would extend for an additional five (5) years under the original terms and conditions with the City of Sturgis, if notice is given prior to March 15, 2023.

Thank you for continuing to authorize the Meade School District 46-1 the use of Woodle Field and parking area for all scheduled school events and activities. We look forward to our continued partnership.

Sincerely,

A handwritten signature in black ink, appearing to read "Wayne Wormstadt", is written over a horizontal line.

Wayne Wormstadt  
Superintendent of Meade School District 46-1

Enclosure:  
Lease for Joint Use and Cost Sharing for Woodle Field

Prepared by:  
Lance Steiger  
Staking Foreman  
West River Electric Association, Inc.  
P.O. Box 412  
Wall, SD 57790  
605-393-1500

**RIGHT-OF-WAY EASEMENT  
WEST RIVER ELECTRIC ASSOCIATION, INC.  
WALL, SOUTH DAKOTA**

The undersigned **MEADE SCHOOL DISTRICT 46-1, FORMERLY  
MAXWELL SCHOOL DISTRICT #13 (CHARLIE WHEELER, PRESIDENT)**  
(hereinafter referred to as Owner) for a good and valuable consideration, the receipt whereof is hereby acknowledged, do grant and convey to West River Electric Association, Inc., (hereinafter referred to as Cooperative) of P.O. Box 412, Wall, SD 57790 and to its successor, assigns, licensees and lessees, the right, privilege and easement to enter upon the lands of the undersigned, in the county of **MEADE**, South Dakota and more particularly described as follows:

**SE1/4SE1/4**

**LOCATED IN SECTION 16, TOWNSHIP 7 NORTH, RANGE 12 EAST**

To survey, construct, reconstruct, upgrade, replace, operate, and maintain, repair, alter, inspect, remove and enhance underground or overhead transmission and/or distribution lines and associated equipment owned by

Cooperative and all necessary attachments and appurtenances, upon, under, and across the real property described above. The easement shall be as set for in the attached Exhibit A, all of which is incorporated herein. This easement shall include the right to cut, control, manage with approved herbicides, and trim trees and vegetation along said lines where necessary to secure all clearance from conductors for the entire width of the easement as shown by the attached Exhibit A and to further cut down all dead, weak, leaning or hazard trees that may strike or interfere with the distribution line. The easement shall run with the land.

This grant shall include the right of ingress and egress over adjacent lands of Owner as necessary to access the easement; and the right to use so much of the adjoining lands of Owner during surveying, construction, maintenance, repair, removal, or replacement of said electric lines and related fixtures and devices as may be required to permit the operation of construction or repair machinery. In exercising its rights of ingress or egress Cooperative shall, whenever practicable, use existing roads or lanes and shall repair any damage caused by its use thereof.

It is the intention of the parties hereto that Owner is hereby conveying the uses herein specified without divesting Owner of the right to use and enjoy the lands encumbered by the easement: PROVIDED, however, such use shall not, in the judgment of said Cooperative, interfere with or endanger the construction, safety, operation or maintenance of said electric lines, and provided further that

no permanent structure shall be constructed on the easement without written permission from Cooperative.

The undersigned Owner agrees and covenants that Owner is the owner of the above described real property.

The undersigned Owner agrees that all poles, wire, and other facilities including any main service entrance equipment, installed on the above-described lands at the Cooperative's expense shall remain the property of the cooperative, and shall be removed at the option of the Cooperative upon termination of service to or on said lands.

The Cooperative agrees to pay any damage to growing crops, pastures, fences or buildings of the Owner resulting from the exercise of the rights herein granted, said damages, if not mutually agreed upon, to be ascertained and determined by three disinterested persons, one thereof to be appointed by the Owner, one by the Cooperative and the third by the two so appointed, and the written award of such three persons shall be final and conclusive.

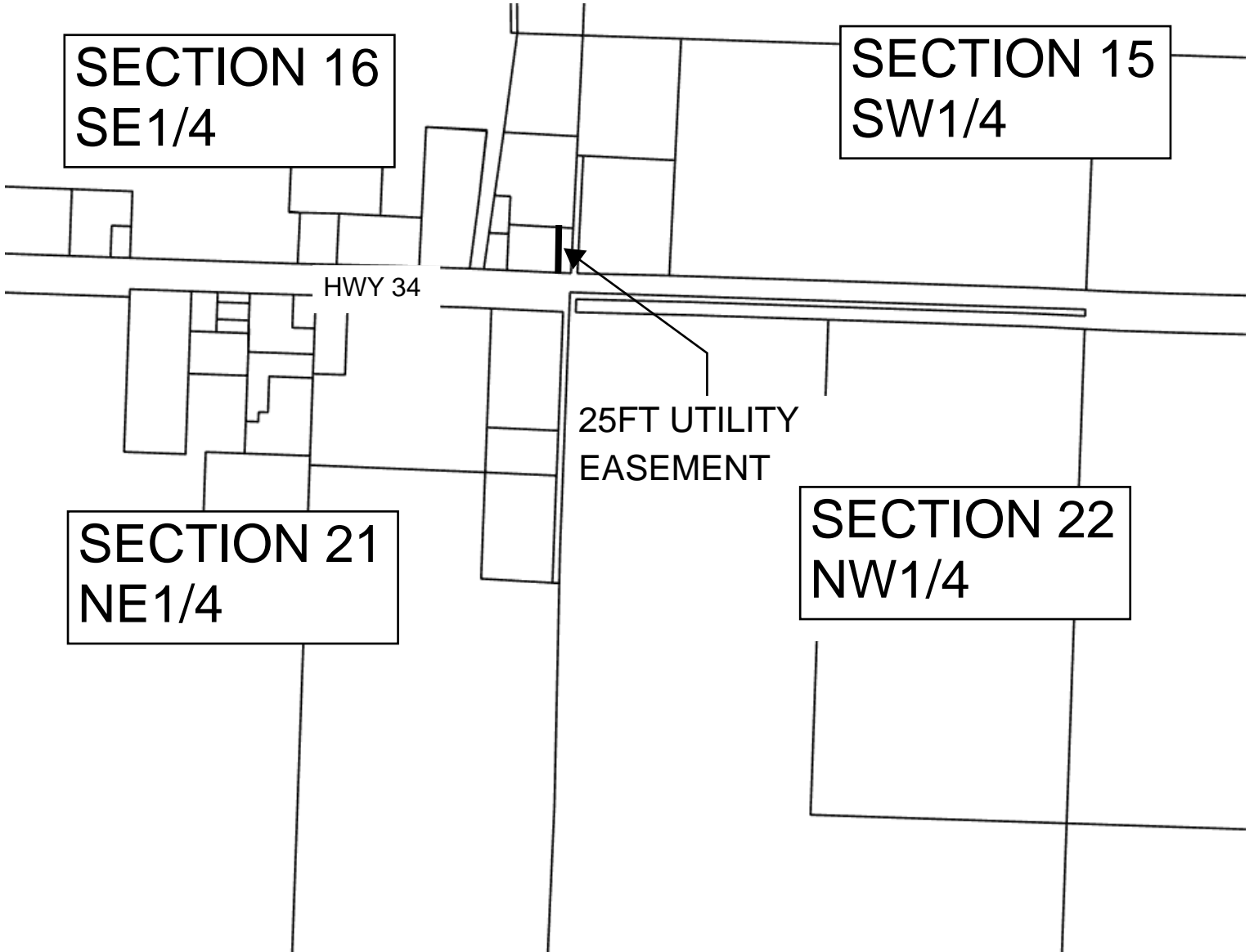
The foregoing right is granted upon the express condition that Cooperative will assume liability for all damage to the hereinbefore described property caused by its failure to use due care in the exercise of the rights granted hereunder.





**EXHIBIT A**  
WREA Doc. #37190  
MEADE COUNTY  
T7N,R12E, SEC 16

DISCLAIMER; the information contained in this document was NOT obtained using a Registered Land Surveyor, therefore its use is for informational purposes only.



## Sturgis Brown High School

### Virtual Learning Guidelines and Application

The Sturgis Brown High School will allow students to access virtual learning opportunities when it is determined to be in the best educational interest of the student or is necessitated due to a medical condition. The district's preferred provider for virtual learning is the Black Hills Online Learning Community. However, other approved virtual learning options may be available for remediation or credit recovery for students in grades 9-12.

Virtual learning is a unique opportunity that is not guaranteed for everyone. The criteria below outline the circumstances that a student may be considered for virtual learning. A team from each respective building will make a recommendation to the superintendent. The superintendent will make the final decision.

#### **To be eligible:**

1. The student must be enrolled in the Sturgis Brown High School. Students must meet and maintain all pertinent enrollment requirements of the district. Students will not be allowed to open enroll into the Sturgis Brown High School to participate in virtual learning.
2. A student who has an immune compromised system or are living with a family member with an immune compromised system. A physician's recommendation that explicitly states the student should not attend school in-person must be provided; or it is determined that it is in the best educational interest of the student to participate in virtual learning.
3. Acceptance into virtual learning for students with an IEP or 504 will primarily be based upon the decision of the IEP/504 team as they determine the best educational placement for the individual student.

#### **Considerations:**

1. Student performance will be reviewed each semester. Learners not making adequate progress, not demonstrating proficiency, or are failing may be removed from the program at subsequent semesters.
2. Students will be allowed to participate in athletics and extra-curricular activities.
3. Students are required to take state assessments administered by the district regardless of whether the course for which the examination is required was taken virtually or in the traditional classroom. Failure to take the state assessments may result in denial to continue with virtual learning.
4. Students taking courses virtually are subject to district policies, procedures and rules applicable to students enrolled in traditional courses including, but not limited to, the district's discipline code and prohibitions on academic dishonesty, discrimination, harassment, bullying and cyberbullying.





# Learning Agreement

Website: <http://www.bholc.org> email: [bhonline@tie.net](mailto:bhonline@tie.net)  
 Phone: 605.721.4506 or 605.394.1876

School District: \_\_\_\_\_ School: \_\_\_\_\_ School Year: \_\_\_\_\_

Are you open enrolling into this district? Yes/No If yes, include a copy of your open enrollment application with this form.

**Parent/Guardian:** Please complete this section. Take it to the school office to indicate your desire for the student(s) listed below to participate in Black Hills Online Learning Community. Enrollment must be approved by an authorized district administrator.

Student Name	Student Email Address(Grades 6-12)	Date of Birth	Grade Level	IEP/504 circle if applicable
				IEP/504
Parent/Guardian Name:		Relationship:		
Parent/Guardian Email:				
Mailing Address:			City, State, Zip:	
Phone:		Student Phone (grades 6-12):		

**My signature below indicates that I agree to the following terms and conditions:**

- Y N I have a computer and high speed Internet access. Tablets are not compatible with the K12 platform.
- Y N I will be a learning coach for my child and understand that **active participation is required by me.**
- Y N I will oversee and routinely check my child's progress and will communicate with representatives of BHOLC.
- Y N I understand that lack of adequate progress can result in my child being removed from BHOLC.
- Y N I understand that plagiarizing assignments will not be tolerated and may lead to withdrawal from BHOLC.
- Y N I have received and reviewed a copy of the BHOLC handbook.
- Y N I know that students in grades 3-8 and 11 must report to their school for state mandated testing in the spring.
- Y N I understand that BHOLC uses third-party curriculum and does not have a way to modify lessons.

**Parent/Guardian Signature:** \_\_\_\_\_ **Date:** \_\_\_\_\_

**School District Administrator:** Please complete this section indicating your approval for the student(s) listed above to participate in BHOLC. This includes acknowledgment that the student(s) listed above are registered in your school district and the district is accountable in all capacities, including cost, of this program.

Name:	Phone:
Title:	Fax:
Signature:	Date:

**Special Education Administrator:** (Required only for students receiving special education services.) Please complete the section below to indicate your approval for the applicable student(s) listed above to participate in BHOLC and acknowledgement that BHOLC does not provide special education services and cannot modify lessons.

Name:	Title:
Signature:	Date:

**School Personnel: Upon approval, please register student(s) in SDVS.** Updated 4-14-22

**Prepared By:**

Nies Karras & Skjoldal, P.C.  
P. O. Box 759  
Spearfish, SD 57783  
(605) 642-2757

**QUIT CLAIM DEED**

**Meade School District 46-1 f/k/a Maxwell School District No. 13**, a political subdivision of the State of South Dakota, of 1230 Douglas Street, Sturgis, South Dakota 57785, Grantor, for and in consideration of One Dollar (\$1.00) and other good and valuable consideration, CONVEYS AND QUIT CLAIMS to **Meade School District 46-1**, a political subdivision of the State of South Dakota, of 1230 Douglas Street, Sturgis, South Dakota 57785, Grantee, all interest now owned or hereinafter acquired in the following described real estate in the County of Lawrence in the State of South Dakota, to-wit:

A tract of land bounded by a line beginning at the southeast corner of Section 16, Township 7 North, Range 12 East of the Black Hills Meridian, and running thence north on the section line 330 feet; thence west 330 feet; thence south to a point on the east line of the highway; thence following said highway line to a point on the section line; thence east 265 feet to the point of beginning, containing 2 ½ acres, more or less, Meade County, South Dakota,

subject to all covenants, conditions, restrictions, reservations, agreements, easements and rights-of-way of record or expressly conveyed or reserved in prior grants or deeds by operation of federal or state law.

**EXEMPT FROM TRANSFER FEE PURSUANT TO SDCL 43-4-22(18)**

Dated March \_\_\_\_, 2023.

Meade School District 46-1

By: \_\_\_\_\_  
Charlie Wheeler, School Board President

State of South Dakota )  
 )ss.  
County of \_\_\_\_\_ )

On March \_\_\_\_, 2023, before me, the undersigned officer, personally appeared Charlie Wheeler, who acknowledged himself to be School Board President of Meade School District 46-1, a political subdivision of the State of South Dakota, and that he, as such School Board President, being authorized so to do, executed the foregoing instrument for the purposes therein contained by signing the name of the District by himself as the authorized School Board President.

**IN WITNESS WHEREOF**, I hereunto set my hand and official seal.

(SEAL)  
My Commission Expires:

\_\_\_\_\_  
Notary Public

Meade School District  
1230 Douglas Street  
Sturgis, SD 57785

**SCHOOL BUS ROUTE COMPLAINT, SUGGESTION OR CHANGE REQUEST**

This form is to be used to improve safety and efficiency in the school bus operation.

Person making request: Name \_\_\_\_\_  
Address \_\_\_\_\_  
Telephone \_\_\_\_\_

Bus No. \_\_\_\_\_ Route No. \_\_\_\_\_ Driver \_\_\_\_\_

Date of Request \_\_\_\_\_ Time \_\_\_\_\_

Nature of Request:

Request received by \_\_\_\_\_  
Date and Time \_\_\_\_\_

Request investigated by \_\_\_\_\_  
Date and Time \_\_\_\_\_

Recommendation of findings:

Board action, if required:

Date and Time: \_\_\_\_\_

Copy mailed to person making request:            yes            no            (circle one)

**Policy JECB: OPEN ENROLLMENT**

Status: ADOPTED

Original Adopted Date: 10/21/1997 | Last Revised Date: | Last Reviewed Date:

State law provides nonresident parents and students an opportunity to apply for enrollment within the District. It also allows resident parents and students an opportunity to apply for enrollment in an attendance center within the District other than that to which the student has been assigned.

The parent or legal guardian of a South Dakota kindergarten through twelfth grade student, or a student who is at least 18 years old, and resides in another school district (i.e., nonresident student), and who wishes to enroll the student in the District, or the parent or legal guardian of a South Dakota kindergarten through twelfth grade student, or a student who is at least 18 years old, and resides within the District and wishes to enroll the student at an attendance center within the District other than that to which the student has been assigned, must apply to open enroll in the School District.

1. Nonresident student open enrollment: The District shall grant a request for a transfer into the district of a child who is a resident of another school district unless the transfer would result in an inability to provide a quality educational program based on criteria established by the District pursuant to statute and this policy.
2. Nonresident alternative instruction student open enrollment: The District shall grant a request to admit into the district a child who is a resident of another school district and who is receiving alternative instruction in the resident district pursuant to law, unless admitting the nonresident child would result in an inability to provide a quality educational program based on criteria established by the District pursuant to statute and this policy.
3. Resident student open enrollment to different attendance center: The District shall grant a request from a resident of the District for a student transfer to an attendance center within the District other than that to which the student has been assigned unless the transfer would result in an inability to provide a quality educational program based on criteria established by the District pursuant to statute and this policy.

A copy of this policy will be provided to parents, guardians and emancipated students who wish to submit an open enrollment application. It shall also be provided to any other interested person upon request.

**A. GENERAL RULES:**

1. Transfers from another school district into the District may only take place prior to the last Friday in September during the first semester of any school year, and prior to the last Friday in January during the second semester of any school year. If the District approves an application for such a transfer after the deadline in the first semester, the transfer will occur at the start of the second semester. If the District approves an application for such a transfer after the deadline in the second semester, the transfer will occur at the start of the following school year. The deadlines for transfer do not apply if:
  - a. A student is seeking to transfer to an alternative school or a specialized nonpublic educational program;
  - b. A student enrolls in a school district after the deadline in either semester; or
  - c. The District's Superintendent determines that special circumstances exist and allows a student to transfer into the District after the deadline.
2. All nonresident requests for open enrollment into the District must be submitted to the District's Superintendent on the official application form provided by the South Dakota Department of Education.
3. Nonresident student open enrollment applications to attend school within the District will be reviewed and acted upon in the order in which they are received. However, if the applicant is a sibling of a student accepted into and currently enrolled in the District, that student's application shall take priority over all other applications.
4. The Superintendent shall either approve or deny the application for open enrollment. A decision of the Superintendent to deny an open enrollment application may be appealed to the School Board. A decision of the School Board to deny student's application for open enrollment may be appealed to the circuit court pursuant to State Law. <sup>(a)</sup>
5. Decisions to accept or reject open enrollment applications will be based on the criteria listed in "Open Enrollment Application Standards" (Section C).

6. The applicant and the resident school board will be notified within five days of the decision.
7. An application may be withdrawn by the applicant prior to the approval of the request and upon written notification to the District's Superintendent.
8. Once approved by the District, the approved application serves as the applicant's notice of intent to enroll in the District and obligates the student to attend school within the District during the school year, unless the affected school board or boards agree in writing to allow the student to transfer back to the resident district or assigned school, or unless the parents, guardians, or emancipated student change residence to another district. A decision by either school board to deny a request to return to the resident school district may be appealed to circuit court pursuant to law.
9. Once enrolled under open enrollment in the District, the student may remain enrolled and is not required to resubmit annual applications.
10. If, after the conclusion of a school year, a student who is open-enrolled into the District wishes to return to the student's resident school district or assigned school, the student's parent or legal guardian shall, or the student (if the student is emancipated) shall, on forms provided by the Department of Education, notify the affected school board or boards of the student's intent to return to the resident school district or previously assigned school. The affected school board or boards must receive written notice of the student's intent to re-enroll in the resident school district or previously assigned school no later than August first. However, if the affected school board or boards determine that special circumstances exist, a student may be allowed to transfer to the student's resident school district or assigned school after the deadline.
11. The parent or legal guardian of a student who has been accepted for transfer under open enrollment is responsible for transporting the student to and from school without reimbursement. <sup>(b)</sup>
12. The District shall accept credits for any course completed in any other accredited school district but shall award a diploma to a nonresident student only if the student satisfactorily meets the District's graduation requirements.
13. If two or more nonresident students from the same family, residing in the same household, request open enrollment into the District, all requests from that family must be either approved or denied and the District shall not deny an application if doing so would result in children from the same household enrolling in different school districts. However, if the District cannot provide an appropriate education for a child in need of special education or special education and related services, the District may deny that child's application for open enrollment.
14. Any student under long term suspension or expulsion will not be allowed to open enroll until the suspension or expulsion is completed. <sup>(c)</sup>
15. The rules of the South Dakota High School Activities Association will govern eligibility for participation in activities.

## **B. RESIDENT STUDENT TRANSFERS:**

The provisions of this policy apply to resident student transfers (applications to attend an attendance center different than that to which the student is assigned) except as modified below:

1. Resident student open enrollment applications to attend an attendance center within the District other than that to which the student has been assigned will be reviewed and acted upon in the order in which they are received. However, if the applicant is a sibling of a student accepted into and currently enrolled in the attendance center to which the applicant is wishing to enroll, that student's application shall take priority over all other applications.
2. If a student is transferred from one attendance center to another attendance center within the District at the request of the student's parent or guardian, the District shall not provide transportation services to the student. <sup>(d)</sup>

## **C. OPEN ENROLLMENT APPLICATION STANDARDS: <sup>(e)</sup>**

The following standards will be used to accept or reject nonresident student open enrollment applications to enroll within the District and resident student applications to attend an attendance center within the District other than that to which the student was assigned:

Open enrollment requests will be granted on a space available basis at the time the request is considered. The approval of an open enrollment request may not result in exceeding the average student to teacher ratio, program capacity, or building capacity criteria listed below. **The ratios listed for grade level student to teacher ratios are for open enrollment purposes only and actual class sizes may be greater than the capacity listed below because of students residing within the school district and school attendance center area.**

- Kindergarten through grades five: The student to teacher ratio shall not exceed 20 students in each grade as a result of open enrollment.
  - 1<sup>st</sup> Grade: The student to teacher ratio shall not exceed 21 students in each grade as a result of open enrollment.
  - 2<sup>nd</sup> Grade: The student to teacher ratio shall not exceed 22 students in each grade as a result of open enrollment.
  - 3<sup>rd</sup> Grade: The student to teacher ratio shall not exceed 23 students in each grade as a result of open enrollment.
  - 4<sup>th</sup> Grade: The student to teacher ratio shall not exceed 23 students in each grade as a result of open enrollment.
  - 5<sup>th</sup> Grade: The student to teacher ratio shall not exceed 24 students in each grade as a result of open enrollment.
- Grade six through grade eight: The student to teacher ratio for core classes may not exceed 25 students in each grade as a result of open enrollment.
- Grade nine through grade twelve: Enrollment may not exceed attendance center building capacity.
- An open enrollment transfer may not cause a building or program to exceed capacity, including special education programs.
  
- Open enrollment of a special education student will not be approved if the students cannot be accommodated at current staffing levels or the program is at capacity.

#### **D. OPEN ENROLLMENT OF SPECIAL EDUCATION STUDENTS:**

1. A request to transfer a student in need of special education or special education and related services may be granted only if, after a review of all relevant student education records and direct communication with the student's parent or guardian and representatives of the resident district, the School District determines that the district can provide an appropriate instructional program and facilities, including transportation if required as a related service, to meet the student's needs. If the request to transfer is granted, the district is responsible for the provision of a free appropriate public education for the student in need of special education or special education and related services. If the student requires transportation as a related service, the district shall provide or ensure the provision of transportation within the boundaries of the District.
2. If the District is not able to confirm that the District can provide an appropriate instructional program, facilities, and transportation if necessary, based on the records review and communication with the student's parent or guardian and representatives of the resident district, the District shall initiate an individual education program team meeting consisting of representatives from the District, the resident school district and the parents or guardians, to determine whether the District can provide an appropriate instructional program, facilities, and transportation necessary.
3. A request to transfer a student in need of special education or special education and related services may be denied only pursuant to the "Open Enrollment Application Standards" (Section C) or if the individual education program team as set forth in "Open Enrollment of Special Education Students" (Section D.2.) determines that the District cannot provide an appropriate instructional program and facilities, including transportation, to meet the student's needs.

4. If a parent or guardian of a student in need of special education or special education and related services request to transfer the student back to the resident district, the affected school boards must agree in writing to allow the student to transfer back to the resident district or unless the parents, guardian, or emancipated student change residence to another district.
5. If two or more students from the same family residing in the same household request open enrollment and the District determines it can provide an appropriate special education or special education and related services for the special education student(s), the applications shall be approved subject to consideration of the Open Enrollment Application Standards (Section C). However, if the District cannot provide appropriate special education or special education and related service for one or more of the students in need of special education or special education and related services, the District may deny the application for open enrollment related to the individual special education student(s).
6. If it is determined that a parent or guardian of a student, or an emancipated student, in need of special education or special education and related services submitted a request for an open enrollment transfer, but did not indicate on the application that the student has an IEP and needs special education services, as required on the form, any approval by the District of the open enrollment transfer application will be deemed void.

Notes:

(a) SDCL 13-28-43 says the School Board or the Board's designee may approve or disapprove the application. ASBSD recommends that the Superintendent be designated by the Board as most school boards meet only once a month on the second Monday of the month.

(b) For nonresident open enrollments, SDCL 13-28-45 states that the parents/guardians are responsible for transportation, without reimbursement, of the student but the District may provide the transportation, and if provided, the District may charge a reasonable fee if the student uses District provided transportation. SDCL 13-28-45 also says school boards of both the receiving school district and the resident school district must annually approve the pick-up locations for those students within any incorporated municipality but this requirement does not apply to any school district defined as a sparse school district pursuant to § 13-13-78.

(c) SDCL 13-32-4.3 states that if a student is under suspension or expulsion in a South Dakota school district, the student may not enroll in any other school district until the suspension or expulsion has expired, and also that the superintendent of a school district may prohibit a student from enrolling in that school district if the student is under suspension or expulsion in a school in another state or in a nonpublic school in this state.

(d) SDCL 13-28-41.1. School district not required to provide transportation to student transferred within district. If a student is transferred from one school to another school within a school district at the request of the student's parent or guardian, notwithstanding any other provision of law, the school district is not required to provide transportation services to the student.

(e) SDCL 13-28-44 states that "Standards shall be limited to the capacity of a program, class, grade level, and school building operated by the board and the pupil/teacher ratio. Discrimination based on race, gender, religious affiliation, or disability is prohibited" a school board may or may not want to have capacity of the program, class or grade level specifically identified in the school district policy.

ASBSD sample policies are intended to be a guide for school districts. As is the case with any policy, a local school district's unique circumstances, challenges and opportunities need to be considered.

**Copyright © 2020 Associated School Boards of South Dakota. All rights reserved.**

---

**Policy JECC: ASSIGNMENT OF STUDENTS TO SCHOOLS**

Status: ADOPTED

Original Adopted Date: 01/01/2007 | Last Reviewed Date: 02/09/2012

The board seeks to provide enrollment options that meet the diverse needs and interests of district students. In assigning students to the district's schools, the board will, to the best of its ability, provide equal educational facilities, abide by parental wishes, and consider the best interest of all students.

The board's authority to offer enrollment options extends to residents of the district as well as non-district residents applying under South Dakota's open enrollment laws.

The Superintendent, or designee, shall establish procedures for the selection and transfer of students among schools in accordance with law, board policy, and administrative recommendation.

*ASBSD sample policies are intended to be a guide for school districts. As is the case with any policy, a local school district's unique circumstances, challenges and opportunities need to be considered.*

**Copyright © 2022 Associated School Boards of South Dakota. All rights reserved.**

---



Meade School District 46-1  
**STURGIS BROWN HIGH SCHOOL**

ACTIVITIES OFFICE  
Mike Schultz, Activities Director Holly Kopplin, Admin. Assistant

12930 E. Hwy. 34  
Sturgis, SD 57785-6400  
(605) 347-2686  
605-347-4487  
Fax (605) 347-0225

---

**“To Build Knowledge and Skills for Success Today and Tomorrow”**

Activities Report – March 8th, 2023

Winter Activities at this time have all been completed. Some of our fine arts and club activities use March as a time to hold their competitions, concerts, and other events to avoid overlapping other activities events. Scooper spring athletics will have all started by the end of March with the first competition being a track meet on March 25<sup>th</sup>.

### **Fine Arts**

The Speech and Debate team attended the District Qualifying Tournament in Sheridan, Wyoming on February 24-25, 2023. The team won the Small School Sweepstakes award and qualified five students for the National Tournament in Phoenix, Arizona in June. Carlie Johnson qualified in Original Oratory for the third time in her Speech and Debate career. The duet team of Jag Weyer and Jordyn Richter qualified. Claudia Salas qualified in humor. Marty Jones qualified in World School Debate. The first alternates include Lilly Heisinger, Katie Sulzbach, and Bono Buchtel.

Chorus and band were unable to attend the Region 8 Music Solo and Ensemble Contests in Rapid City on February 15<sup>th</sup> due to weather and road concerns. On March 2<sup>nd</sup>, we were able to bring in BHSU Music personnel to SBHS to adjudicate our Solo & Ensemble Chorus and Band groups.

Stagebarn and Sturgis Williams Middle Schools held their Chorus Solo & Ensemble contest at Stagebarn Middle School on February 27<sup>th</sup> and the Band Solo & Ensemble contest at Stagebarn on March 10<sup>th</sup>.

Stagebarn Middle school drama performance was held on March 2<sup>nd</sup> & 3<sup>rd</sup> at the Sturgis Community Center.

### **Athletics**

Wrestling finished up their season at the state wrestling tournament on February 23<sup>rd</sup> through the 25<sup>th</sup>. Reese Jacobs finished as state champion at 182 lbs. Aiden Werlinger at 195 lbs. and Zak Juelfs at 220 lbs. finished as runners-up in their weight classes. In girls wrestling Brooklyn Baird placed 2<sup>nd</sup> at 113 lbs.

Girls basketball finished the season not qualifying for the SoDak 16, but finished the season winning their last two games of the season.

Boys Basketball finished the season losing in the SoDak 16 to Sioux Falls Roosevelt. The team finished the season winning 6 of their final 8 games.

### **Recognitions**

Congratulations to the Speech and Debate Team, which finished State Runner-Up at the state tournament in Mitchell on March 3 & 4. This is the 4<sup>th</sup> year in a row that we finished as runner-up. This year we were moved up to the AA division. Marty Jones was runner-up in the Lincoln Douglas Debate.

Congratulations to the Scooper Wrestling Team which won the Regional Tournament, placed 4<sup>th</sup> in the State Individual Tournament, and placed 4<sup>th</sup> in the State Duals Tournament. Reece Jacobs finished first in the 182 lb. weight class. Aiden Werlinger at 195 lbs. and Zak Juelfs at 220 lbs. finished as runners-up in their respective weight classes. In girls wrestling Brooklyn Baird placed 2<sup>nd</sup> at 113 lbs.



Meade School District 46-1  
**STURGIS BROWN HIGH SCHOOL**

ACTIVITIES OFFICE

Mike Schultz, Activities Director Holly Kopplin, Admin. Assistant

12930 E. Hwy. 34  
Sturgis, SD 57785-6400  
(605) 347-2686  
605-347-4487  
Fax (605) 347-0225

---

**“To Build Knowledge and Skills for Success Today and Tomorrow”**

Congratulations to Reese Jacobs on finishing with his third straight state individual wrestling title. Reese also set school records in number of career wins (215) and number of wins in a single season (52). Reese is a strong leader both on and off the mat. He is also a multisport athlete who will be attending Chadron State to play football.

**MEADE SCHOOL DISTRICT 46-1  
BUILDINGS & GROUNDS DEPARTMENT**

"To Build Knowledge and Skills for Success Today and Tomorrow"



March 14, 2022

School Board Meeting

**Todd Battles**

SUPERVISOR OF BUILDINGS & GROUNDS  
12940 E. HIGHWAY 34  
STURGIS, SD 57785  
Phone: 605-347-2649  
Fax: 605-347-3363

E-mail: [todd.battles@k12.sd.us](mailto:todd.battles@k12.sd.us)

The Buildings and Grounds Department has been working hard on preparing for the upcoming summer. We have been doing inventory, readying mowers, and getting track equipment ready.

We have also been working on hauling many things to surplus and moving file cabinets in between snowstorms.

There are spring concerts at several facilities and the crew has been moving sound shells and risers weekly.

Almost all the contractors have submitted prices and their services as soon as the Capital Outlay budget is approved.

The PVE addition is starting to take shape and should be ready to move into as soon as school is out. That means that we will move directly into the meeting and preconstruction stage of the cafeteria project at Sturgis Brown High School.

We have two schools advertising for bids for the custodial services at Stagebarn and PVE. The Stagebarn bid is for both the day and night cleaning at the facility. This will involve doing some switching up of our custodial staff if we receive an acceptable bid.

The central copy shop is receiving 3 new production printers this month. Before they are delivered the staff plans to move out all the furniture and equipment to finish the floors.

Whitewood has an advertisement for bids out on a HVAC improvement with ESSR funds that are still available. We hope to receive competitive bids and install air conditioning and air purification before the start of next school year.

RE: Meade 46-1 School Board Report

From: Beth Johnson, Curriculum, Technology, and Assessment Director

Subject: March 2023 Board Report

**Curriculum & Instruction:**

As we continue to work toward curriculum alignment across the district and strive for transparency, the Instructional Council leaders each met separately with the Curriculum Director to identify and prioritize goals. These goal-setting meetings also included drawing up outlines of action steps to be explored by teachers at each inservice of the 2023-24 school year. Finally, the outlines include time to reflect on where we have been as a grade level and department teams, evaluate if what we are doing is effective, and determine any corrective steps we need to take to start our continuous improvement journey. When all initial outlines are complete, they will be presented to the board.

Teachers who attended the Kagan Cooperative Structures instructional training this last Friday found that Kagan Cooperative Learning Structures is a great place to “begin-again” the district’s exploration of instructional strategies. Kagan, a cooperative teaching program, provides an easy to follow framework with accessible instructional strategies for next day use, which makes it an ideal starting place. However, the team also discussed exploring other cooperative instructional methods and options that may better align to the goals the Instructional Council is identifying. Therefore, for this next school year, we will be purchasing a few Kagan texts and “cherry picking” specific Kagan Structures to share in building level professional development. These structures will be prepared and presented by our PASS members (the building level teacher trainers) at building level meetings. In presenting Kagan at all levels within the buildings, we are leaning into common instructional language and practices without committing to a single product or a limited approach.

**Assessment:**

Stagebarn completed their pilot of the state interim testing in early February. The goal of the interim was to determine if the student progress monitoring data provided a more complete picture of student progress over the NWEA data. Feedback from teachers indicates that state interims will provide more specific focus areas for instruction than NWEA and interims have more resources for interventions. A few drawbacks of the pilot were that in some cases, teachers needed to hand-score which required some training and calibration. Another drawback– the science interims are not yet available for grades 5,6, or 7. However, the 8th grade science teacher reported that the data she received for the focused interim assessment block (FIAB) was far superior to the data provided by NWEA.

A data committee was formed to re-evaluate the programs the district uses to monitor student progress and achievement. In addition to evaluating the district’s tools, the committee will participate in a two-year state initiative to increase data and assessment literacy. The goal of the free program is to train members in the analysis and use of data for meaningful instructional impact.

The state assessment window opened on March 1st. Schools have begun testing in the district and will continue to test through the last full week of April. The testing window closes May 5th.

**Professional Development:**

Teachers participated in a Health and Wellness day in February for inservice. The goals identified for this inservice were to build comradery and to intentionally prioritize the health and wellness of the individual. Teacher feedback was overwhelmingly positive, so we are confidently planning next year’s sessions.



**Rhonda Ramsdell, Director \* 605-347-3601 \* [Rhonda.ramsdell@k12.sd.us](mailto:Rhonda.ramsdell@k12.sd.us)**

Date: March 8, 2023

To: Mr. Wayne Wormstadt and School Board Members

Subject: School Board Report

On February 14<sup>th</sup>, SDSU sponsored a training for producers who want to sell local foods to schools. I was privileged to be a presenter at that conference. It is exciting to see producers of crops and livestock who want to learn how to sell their products to schools across the state.

This comes at a great time as schools begin to receive Supply Chain Assistance funds. Meade will receive almost 85,000 dollars which will be included in the budget next school year for local beef, pork, and produce.

Whitewood Elementary, Brown High School, and Stagebarn Middle School were all the recipients of donations from Whitewood Chiropractic for lunch balances. This was the result of a Facebook post where the public was invited to nominate schools for the award.

Unpaid meal balances remain just under 6000.00, due to the diligence of our staff in working to collect funds and get applications from families, along with donations from the public.

Respectfully submitted,

Rhonda Ramsdell

## Principal of Rural Schools

Sarah Scherer  
Office: 605-985-5532.  
Cell: 605-484-0449  
[Sarah.scherer@k12.sd.us](mailto:Sarah.scherer@k12.sd.us)

# Rural Schools

Central Meade County School, Elm Springs,  
Atall, Opal, and Hereford.



To: Mr. Wormstadt  
From: Sarah Scherer  
Re: March, 2023 Board Report

### **Enrollment Numbers: At the current time**

Atall: 9, Opal: 14, Hereford: 11, Elm Springs: 6, Central Meade County School: 57

### **Total Students in Rural: 97**

- **Student of the Month:** Teachers will choose a student of the month throughout the year based on the Character Traits for that month. **February- Citizenship and Loyalty:** The expectation that everyone behaves in a way that has a positive impact on the school, the family, and the community.

**CMCS: Hunter Rhoden 8<sup>th</sup> & Elm Springs: Justin Levi Trask**

### **Other Items:**

- **State Testing:** Rural schools will begin testing the 1<sup>st</sup> of March.
- **Junior Achievement (JA) volunteers in Central Meade County School!** JA volunteers shared their knowledge with our students about careers, money, owning a business, and ethics. JA volunteers teach engaging and interactive lessons while sharing their own career journey. By sharing their personal and professional stories it allows students to start making a connection between their schoolwork and their future careers. We appreciate the time JA volunteers spend in the classroom making an impact on South Dakota's future workforce!
- **4-H :** As part of 4-H, at the Black Hills Stock Show, Joni Spring won Individual Reserve Champion Wool Judging in her division (junior). Her team was also the Reserve Champion Wool Judging Team (also junior level).
- **Valentine's Day Team Building:** All the Rural School participated in the Valentine's door decorating contest. Each class or school came up with a different and unique decoration and made some impressive decor for the doors! I want to give a special thank you to Sarah Lyons, school counselor, for accepting the hard task of being the door judge!
- **Rural Track:** Practice begins March 14<sup>th</sup> !



Meade 46-1 School District



**PIEDMONT VALLEY ELEMENTARY**

16159 SECOND STREET.

“TO BUILD KNOWLEDGE AND SKILLS FOR SUCCESS TODAY AND TOMORROW”

PHONE: 605.787.5295

FAX: 605.787.5954

PIEDMONT, SD 57769

605.787.5295

To: Mr. Wormstadt  
From: Ethan Dschaak  
Re: Board Report  
Date: 3.13.23

---

**PVE Parent / Teacher Organization Bingo Night:**

The PVE Parent / Teacher Association has scheduled their annual Bingo Night for Friday, March 10<sup>th</sup>. This is always a fun event that brings many of our stakeholders into our building. The PTA does an amazing job of hosting this event and it allows for a fun night at Piedmont Valley. Thank you to all of our volunteers who make this a great event!

**Parent / Teacher Conferences:**

Parent / Teacher Conferences occurred on Feb. 21 & 23. Unfortunately, the Tuesday night conferences were re-scheduled due to bad weather. We did, however, have Thursday's conferences run as scheduled. Staff were expected to make phone calls or reschedule face to face conferences for those parents who missed out on Tuesday's conferences. I am proud to report that all staff made the effort to reach out to all parents. I believe, in spite of the challenging weather, conferences were a success.

**SBMS Play:**

We have four staff who worked incredibly hard to make the Stagebarn Middle School play a success. "It's A Madhouse" was a resounding success due to some talented middle school students and the hard working adults. Carol Waider directed the play and she was assisted by Kayleen Selfridge, Katie O'Boyle and Katie Harrington. Congratulations on a job well done!

**Students of the Month:**

During the month of January students are selected for Student of the Month based on Respect.

**Second**

Jacob Thompson  
Olivia Bult.  
Vander Relf.  
Ryley Gorman  
Kinley Anderson.  
Jesse Kihlstrom  
Graham Cowan  
Marcus Powell  
Emily Kaiser  
Aidan Robinson

**Third**

Jaina Plunkett.  
Ramsey McCoy  
Jackson Donley  
Hudson Tobin  
Grayson Atwell  
Kinley Marler  
Tristen Pfister  
Brianna Moorehead  
Lillian Neal.  
Bella Shull

**Fourth**

Envi O'Dell  
Hudson Williamson  
Tate Campnell  
Taylor Hodina  
Emma Seidl  
Wyatt Dennnis  
Patrick Shyne  
Emma Archambeau  
Paxton Thompson  
Samantha Synek



Meade School District 46-1  
**STURGIS BROWN HIGH SCHOOL**

Pete Wilson, Principal  
Mike Schultz, Activities Director

Joe Williams, Asst. Principal  
Coleen Keffeler, Asst. Principal

12930 E. Hwy. 34  
Sturgis, SD 57785-6400  
(605) 347-2686  
Toll-Free 888-568-3514  
Fax (605) 347-0225

**“To Build Knowledge and Skills for Success Today and Tomorrow”**

School Board Meeting

March 13, 2023

**What’s happening:**

Parent-Teacher Conferences were on February 13 and 16, 2023. We had parents representing around 208 students visit with teachers, which is 24% of the student body.

The 15th Annual Career Fair was on February 15, 2023. With more than 150 individuals representing 97 post-secondary programs, military branches, and occupations, students had many areas to explore and ask questions. Newell, Lead-Deadwood, Wall, and Douglas attended this event too. Coleen Keffeler is the organizer of this event and was the individual who brought the Career Fair to SBHS.

The Electives Fair was on Tuesday, February 22, 2023. In addition to SBHS 9th and 10th graders, 8th graders from SWMS, SBMS, and the rural schools attended the event. Juniors and seniors involved in the elective classes ran the booths for the younger students.

On March 6, the National Honor Society inducted 16 new students. Every year during this event, we induct sophomores (only 3% of the class can be inducted), juniors, and seniors who meet the qualification of a 3.5 GPA and fill out a complete application. The NHS committee meets to determine who will be inducted, as only a certain percentage can be in the National Honor Society. This year we have 7 students who are in their third year and a total of 36 members in the National Honor Society.

We administered the NCRC (National Career Readiness Certificates) test to our juniors on February 28, 2023. Of the 156 juniors completing the NCRC, 31 earned a platinum certificate, 44 earned gold, 48 earned silver, 24 earned bronze, and 9 did not earn a certificate. The remaining 25 students will complete the assessment on March 15, 2023.

The counselors met with the 8th graders from Sturgis Williams and Stagebarn Middle School to pre-register for classes for the 2023-24 school year. The counselors are also meeting with the current 9th, 10th, and 11th graders to pre-register for next year.

February Student & Staff of the Month: Kayleigh Williamson, freshman; Kira Lingwall, sophomore; Samantha Teigen, junior; Kady Baker, senior. Staff of the Month was Tim McCann.

Because of bad weather, we missed the local solo and ensemble music contest for our students. Mrs. Emily Young and Mrs. Jennifer Loftin set up their contest and brought in judges from Black Hills State University. The Band Solo and Ensemble Contest results are as follows. Ensembles receiving an Excellent Rating: Intermediate Band Percussion Trio. Ensembles receiving a Superior Rating: Concert Band Clarinet Choir, Intermediate Band Clarinet Trio, Intermediate Band Flute Duet, Concert Band Percussion Quartet, and Brass Choir. Soloists receiving an excellent rating include Kian Loftin, Janessa Moelter, and Taylor Bestgen. Soloists receiving a superior rating were: Maddie Lowe, Elijah Groeneweg, Cyrus Lyons, Brooklynn Baird, Matthew Johnson, Jade Mueller, Josie Johnston, Emma Matthew, Scarlett Lowe, Felicity Jones, and Katie Sulzbach. The following students also received a superior plus rating: Allyson Tish and Evie Birk. The following students received Superior ratings for their clarinet solos: Laura Koranda Woodbeck and Madisen Crowe.

Vocal contest results are as follows: vocal groups received a superior rating: "Skye Boat Song," "Artist of a Winter's Night," "Veni, Veni, Emmanuel," "Rock Me to Sleep," and the Tenor Bass group sang "Zum Gali Gali" and received a perfect score. Soloists receiving superiors: Grace Hill, Allyson Tish, Laura Koranda Woodbeck, Amelia Knutson, Brooklynn Baird, Brenna Whitford, Jag Weyer, Katie Sulzbach, and Cyrus Lyons. Katie Sulzbach and Jag Weyer's duet also received a superior.



To: Mr. Wormstadt  
From: Amanda Christensen  
Subject: March Board Report  
Date: 3/8/23

#### Drama Production

The Stagebarn Middle School drama club did a fantastic job with their performance, “It’s a Madhouse!” This production occurred on March 2<sup>nd</sup> and 3<sup>rd</sup>, and was well attended both evenings. Great job Stallions!

#### First Lego League

On Saturday, March 4<sup>th</sup>, the Stallion team, which is comprised of 7<sup>th</sup> and 8<sup>th</sup> graders, went to the State Championship in Sioux Falls at Augustana University. The team took 10<sup>th</sup> place and improved their last scores by more than 35 points in presentation and their project. This was the first in-person state event since Covid. While it was a bit intimidating, the team did extremely well! Way to go!

#### Parent Teacher Conferences

Parent Teacher conferences were held in-person on February 23 and were well attended. Parents and teachers seemed pleased with scheduling conferences. Since Tuesday’s conference night was cancelled due to weather, parents and teachers reached out if they had concerns. While we have a few minor adjustments to be made, the night was a success.

#### PTA Dodgeball Tournament

The PTA will be hosting their annual Dodgeball Tournament at Stagebarn on March 31<sup>st</sup>. This has traditionally been a great event that brings in a lot of people both as participants and spectators. Any group (including the school board) that would like to participate can submit their applications/team rosters to the front office at Stagebarn. Deadline to register is March 28<sup>th</sup>. Hope to see you there!

#### Students of the Month

##### 5<sup>th</sup> Grade

Grit: Brooke Ozuna  
Curiosity: Graham Griffith  
Responsibility: Jade Johnston  
Kindness: Carter Johnson  
Courtesy: Olivia Markworth

##### 6<sup>th</sup> Grade

Grit: Miles Streeter  
Curiosity: Dominic Cook  
Responsibility: Ava Geary  
Kindness: Emily Peck  
Courtesy: Eleanor Torno

##### 7<sup>th</sup> Grade

Grit: Ava Niehaus  
Curiosity: Tylee Bestgen  
Responsibility: Ellesye Williams  
Kindness: Charlee Thompson  
Courtesy: Destiny Plunkett

##### 8<sup>th</sup> Grade

Grit: Brennen Borris  
Curiosity: Logan Huling  
Scooper: Colton Kuyper  
Stallion: Brady Waddell  
Courtesy: Kendal Blair



## STURGIS ELEMENTARY/INTERMEDIATE

1121 Ball Park Road  
Sturgis, SD 57785  
Phone: 605-347-2386  
Fax: 605-347-3769



Chantal Ligtenberg - Principal  
E-mail Chantal.Ligtenberg@k12.sd.us  
Katy Jutting- Assistant Principal  
E-mail Katy.Jutting@k12.sd.us

To: Mr. Wayne Wormstadt  
From: Chantal Ligtenberg  
Re: March 2023 Board Report

**Reading Roundup Event:** This year our schoolwide reading challenge was from March 1<sup>st</sup> through the 10<sup>th</sup>. We started off with a book swap to engage students in new books. Students logged minutes read outside of school day. We learned how to rope in PE and exposed students to western artists in music. On March 9<sup>th</sup> former Ms. South Dakota Rodeo, Martina Looby, announced our grade level winners in hallway presentations. The winners received tickets to a local rodeo this summer. On March 10<sup>th</sup> we dressed in western wear, enjoyed a chuckwagon lunch, and had a schoolwide assembly. Mrs. Jutting and Mrs. Ligtenberg battled it out in inflatable horse costumes in a barrel race. Since there was no winner, we both had the chance to kiss a sheep. Special thanks to the Long family for bringing in some animals and teaching roping skills during PE.

**Music Performances:** March 9 we we had our music programs at Grunwald Gym. Kindergarten, third and fourth all did a wonderful job under the direction of Sturgis Elementary's Teacher of the Year, Mary Ann Stenbak.

**South Dakota State Assessment:** Testing proctors have all completed the training. All third and fourth grade students will be completing the S.D. Assessment in the area of English Language Arts and math. Our testing calendar is posted on the website.

**Kindergarten Screening/Registration:** We will have kindergarten screening April 5 from 11:30 a.m.-6:30 p.m. and April 6 from 7:00 a.m.-2:30 p.m.

**Students of the Month:** *(Students selected based on "Character Count" traits the student is exhibiting)*

**KINDERGARTEN:**

Barrett Willuweit  
Hank Iverson  
Jaxson Hancock  
Abram Hockhalter  
Ayven Weyer

**FIRST GRADE:**

Levi Harwood  
Silas Bodell  
Ella Karrels  
Ryker Crouch  
Mckenna Weyer

**SECOND GRADE:**

Piper Harkins  
James Hollearn  
Ava Alexander  
Aria Tallmage  
Hayden Wipf

**THIRD GRADE:**

Luke Ferrell  
Elijah Ferrell  
Joel Hess  
Alyssa Wood  
Emma Holmes

**FOURTH GRADE**

Sophie Jaramillo  
Abram Mitchell  
Erika Sjomeling  
Thomas Burshia  
Gavin Oliver



**Special  
Olympics**  
South Dakota

**#choosetoinclude**

**03.01.23**



To: School Board Members  
From: Chrissy Peterson  
Re: Special Services Department March 2023 Board Report

For the last 10 years Special Services has hosted the SPREAD THE WORD >> INCLUSION campaign in all buildings in early March. This year, the Spread the Word campaign theme was: **“A Simple HELLO could lead to a MILLION THINGS!”**. *Around the world, exclusion and discrimination continue to divide people with and without intellectual and developmental disabilities. We are changing that with grass roots action for inclusion. That’s what Spread the Word >> Inclusion is all about*

To promote the campaign, we hung posters, put special publicity in school announcements, distributed themed buttons and pencils, created posts on Meade’s Facebook page, and had banner signing pledges in all buildings with the message of **SPREAD THE WORD “A Simple HELLO could lead to a MILLION THINGS!** Our entire school culture changes when everyone is included! Inclusion leads us forward, together. Our students at Meade School District are simply the best at creating positive change!

The South Dakota School for the Deaf Hearing Mobile Lab will screen Kindergarten, 3rd and 5th graders, with signed parent consent form. In addition, a free audiologic evaluation is offered to students in the Meade School District with suspected hearing problems. The School for the Deaf Hearing Mobile lab has licensed audiologists, who perform **free** diagnostic audiological exams. To expand audiology services and educational outreach to all children with hearing loss across South Dakota, the mobile hearing lab was developed to travel to school districts throughout the state. Thank you, school nurses, Heidi Komes, Natasha Geigle, Amber Fondren and Julie Dobler, for coordinating this fabulous service for our students! The dates are:

- \*Sturgis Elementary and Sturgis Williams Middle School: March 21 and March 22, 2023
- \*Piedmont Valley Elementary and Stagebarn Middle School: April 4 and April 5, 2023
- \*Whitewood Elementary: March 23, 2023

Shelbi Bulat, special education teacher at Whitewood, and Lauren Kopriva, early intervention teacher at Sturgis Elementary, have been nominated for the 2023 Parent-Nominated State Special Education Staff of the Year Award! On March 14th, our two outstanding teachers will be honored during the SD Special Education Conference with a luncheon, where the winner of the award will be announced.



**S**turgis  
**W**illiams

**M**iddle

**S**chool

Meade School District 46-1

1425 Cedar Street  
Sturgis, SD 57785  
(605) 347-5232

Chad Hedderman, Principal

Katy Jutting, Assistant Principal

---

*"WE ARE AN EDUCATIONAL COMMUNITY DEDICATED TO EMBRACING LEARNING, INSPIRING INDIVIDUALITY, AND EMPOWERING STUDENTS."*

To: Mr. Wormstadt  
From: Chad Hedderman  
Subject: March Board Report  
Date: 3/7/2023

We are in the middle of what I call the "Grind." The time between Christmas and spring break when the weather outside doesn't always cooperate with our plans, and the teachers are working hard as they prepare for state testing coming up at the end of March. The weather didn't prevent Mrs. Hill and Ms. Soriano from producing an amazing production of the Lion King at the Community Center in February. The musical and costume production was absolutely amazing, and we are very proud of our students for all the hard work and dedication that went into the drama production.

**Other Recognitions:**

- Congratulations to the SWMS Teacher and support staff of the year: Kristi Cammack and Sara Audiss-Larson. They are both amazing with our kids and we are very lucky to have them part of the SWMS team!!
- Mrs. Neilan's Flex class of Buildings and Structures built a 6' Ferris Wheel and had it on display at Parent Teacher conferences on February 23<sup>rd</sup>.
- Mrs. Hill and her choir students competed in Solo Ensemble contest at Stagebarn school on February 27<sup>th</sup>, and the Band will compete for their Solo Ensemble contest on March 10<sup>th</sup>.

**Activities:**

- 7<sup>th</sup> and 8<sup>th</sup> grade boys' basketball ended their respected seasons with a strong showing at the Cartwright tournament. Both teams experienced ups and down's on the season and both coaches were proud of their performances.
- Many 8<sup>th</sup> grade students signed up for a ski trip to Terry Peak on February 28<sup>th</sup>. The students had a great time learning to ski and enjoying the snow.
- The 8<sup>th</sup> graders enjoyed a quick field trip to the high school for their annual electives fair. It is a great opportunity for the students to see the many different electives that are offered at the high school before they signed up for classes the following week.

**Student of the Month**

**5<sup>th</sup> Grade**  
Kaiden Kinzler & Stella Smith

**6<sup>th</sup> Grade**  
Nora Peldo & Daniel Wilen

**7<sup>th</sup> Grade**  
Kenneth White & Natalie Huber

**8<sup>th</sup> Grade**  
Cade Tallmage & Xandria Goodall

# Whitewood Elementary

To Build Knowledge and Skills for Today and Tomorrow



## Wranglers of the Month:

K: Kyle Fulton

1: Weston Graf

2: Draven Huseby

3: Brieher Osowski

4: Jayelee Patterson

5: Layla Meredith

## News and Updates

### Events and iPads

On April 4th and April 5th, Whitewood Elementary will hold its PreK and Kindergarten registration. Screenings will run from 7:30 AM - 11:30 AM on the 4th and then from 2:30 PM - 6:00 PM on the 5th.

On March 23rd, the School of the Deaf will conduct screenings for



**Brittan Porterfield**

[brittan.porterfield@k12.sd.us](mailto:brittan.porterfield@k12.sd.us) (605) 269-2264

1

### STAFF SHOUT-OUT

Shelbi Bulat was nominated for the 2023 Parent-Nominated State Special Education Staff of the year Award!

2

### AFTER-SCHOOL EVENTS

3rd - 5th Basketball Camp, every M and TH

3

### PHONICS STUDY

PreK and K are investigating *Secret Stories*, a phonics program.

kindergarten, third-grade, and fifth-grade students.

Kindergarten through second grade received new iPad charging stations in their rooms. Thank you to the technology department for their work setting them up. The teachers and students appreciate them!

## After-School Updates

### Camps and Congratulations

Throughout March, the after-school program will host a basketball camp for 3rd-5th graders. Initial enrollment is around 15 students. In this iteration, students will learn a basic offense and play some pick up games.

Whitewood Elementary's P.T.O. helped purchase some new basketball hoops for the playground. When the hoops arrive, Buildings and Grounds will help install them. Thank you to parents, teachers, and community members for their fundraising efforts.



### “Legends of Lexia”

-reading award sponsored by **Caverna Coffee & Bistro**.

Congratulations to the following students for moving on to districts in AAU wrestling:

- K-2nd: Torsten Osowski, Lincoln Karol, Ollie Rusk, Weston Graf, and Owen Christianson
- 3rd: Matthew Baird, Ethan Schneller, Briar Osowski, Hutch Lingwall, Hazel Rusk, and Davahn Wallace.
- 4th-5th: Nathan Graf and Camden Olson

## STEM FOCUS

Kindergarten through 5th grade students have been practicing early-coding skills through several programs. On our Osmos, students use physical blocks of code to program Awbie, an interactive character perfect for introducing students to coding. In the attached photograph, students are playing Coding Duo, a more advanced game that builds on knowledge learned from Coding Awbie.

