

REGULAR MONTHLY MEETING OF THE BOARD OF EDUCATION - AGENDA

Alma Public Schools

Monday, February 9, 2026

- A. Call to Order and announce location of Open Meetings Act Poster
 - A.1. Verification of Receipt of Notice, which was published in the Harlan County Journal
 - A.2. Roll of Board Members - Excuse absent board members
 - A.3. Approval of Consent Agenda
 - A.3.a. Minutes from Previous Meetings
 - A.3.b. General Financial Report
 - A.3.c. Activity Financial Report
 - A.4. Review monthly bills submitted
- B. Request to address the Board:
 - 1. School Improvement External Visit Exit Report:
- C. Action Items - Discuss, consider, and take all necessary action
 - C.1. **to review the pre-school policy 5013, NDE Rule 11, and make a decision on the capacity of students for 2026-2027 school year.**
 - C.2. **to continue our Nebraska Association of School Boards membership of \$4330 (\$4,418 after 4/1/26) for the 2026-2027 school year.**
 - C.3. **to review and approve the Master Service Agreement with ESU #11 for services as listed in the contract for the 2026-2027 school year and the Deaf & Hard of Hearing Agreement with ESU 10.**
 - C.4. **discuss requiring students to take a full year of math during their junior year of high school.**
 - C.5. **to possibly approve a teacher contract for the open 2026-2027 school year position.**
 - C.6. **to discuss 2026-2027 salary and benefits for the classified and non-classified staff – Possible Executive session.**

- C.7. **to begin negotiations with the administration for the 2026-2027 school year– Possible Executive session.**
- D. **Principal's Report: Parent Teacher Conferences, School Improvement External Visit, Award Presentation.**
- E. **Superintendent Report: Legislative Happenings, State Aid, Winter Sports, Pay for Student Teachers, NSAA – Football, Facilities Advocate Project, NRCSA - Convention, RPAC Conference Report.**
- F. Next Regular Meeting
- G. Adjourn

THE BOARD OF EDUCATION OF THE ALMA SCHOOL DISTRICT NO. 2 WILL DISCUSS, CONSIDER, OR TAKE ACTION ON ALL ISSUES MENTIONED IN THIS AGENDA.

MINUTES OF THE REGULAR MONTHLY MEETING OF THE BOARD OF
EDUCATION OF ALMA PUBLIC SCHOOLS

A meeting of the Alma Public Schools Board of Education was convened in open and public session on Monday, January 12, 2026, at 7:00 PM at The Library at Alma Public Schools 515 Jewell Street Alma, NE 68920. The roll was called and the following Board members were present or absent: **Present:** Allen Brugh, Randy Heckenlively, Kate Hopkins, Nick Simonson, Mike Stemper, Christina Teager.

Notice of the meeting was given in advance by publication and/or posted in accordance with the Board approved method for giving notice of meetings. Notice of this meeting and hearing were given in advance to all members of the Board of Education. The Secretary of the Board maintains a list of the news media requesting notification of meetings and advance notification to the listed media of the time and place of the meeting and the subjects to be discussed at this meeting was provided. Availability of the agenda was communicated in the publicized notice and a current copy of the agenda was maintained as stated in the publicized notice. All proceedings of the Board of Education, except as may be hereinafter noted, were taken while the convened meeting was open to the attendance of the public.

A motion was made by Allen Brugh and seconded by Christina Teager to approve consent agenda items which include minutes of the December 2025 school board meeting, General Financial report and the Activity fund financial report. After discussion and on roll call vote the Board voted as follows: Passed. Allen Brugh: Yea, Randy Heckenlively: Yea, Kate Hopkins: Yea, Nick Simonson: Yea, Mike Stemper: Yea, Christina Teager: Yea

A motion was made by Kate Hopkins and seconded by Randy Heckenlively to approve the receipts, expenditures, and payment of claims from the General Fund for \$530,283.66, Building Fund for \$1,743.45, Lunch fund for \$18,846.55 and from Activity Fund for \$42,135.79. After discussion and on roll call vote the Board voted as follows: Passed. Allen Brugh: Yea, Randy Heckenlively: Yea, Kate Hopkins: Yea, Nick Simonson: Yea, Mike Stemper: Yea, Christina Teager: Yea

The School Improvement Committee gave a presentation over the work they have done in the past 5 years getting ready for the upcoming school improvement external visit. Members of the Committee are Brittney Biskup, Courtney Stottler, Stephanie Brandyberry, Isaac Frecks, Josh Quinn (absent due to basketball), Annette Lowe, Jenna Christensen, Hannah Robison, Ariel Neumeyer, and former employee Heather Crawford (years 1-4). President Simonson thanked the members of the committee for the time and effort they put into all of this.

Several members of the public were in attendance for the January meeting. The president read the Public Comment statement and invited members of the public to sign up to speak. One citizen signed up to speak and addressed the school board with concerns that came up after the December Board meeting. The citizen also re-read the written portion of her statement from the December meeting and recorded herself. The Board thanked her for coming and speaking at the meeting and moved on to the next agenda item.

A motion was made by Allen Brugh and seconded by Mike Stemper to nominate Nick Simonson as School Board President. After discussion and on roll call vote the Board voted as follows: Passed. Nick Simonson: Abstain, Allen Brugh: Yea, Randy Heckenlively: Yea, Kate Hopkins: Yea, Mike Stemper: Yea, Christina Teager: Yea

A motion was made by Christina Teager and seconded by Mike Stemper to nominate Kate Hopkins as School Board Vice President. After discussion and on roll call vote the Board voted as follows: Passed. Kate Hopkins: Abstain, Allen Brugh: Yea, Randy Heckenlively: Yea, Nick Simonson: Yea, Mike Stemper: Yea, Christina Teager: Yea

A motion was made by Kate Hopkins and seconded by Christina Teager to nominate Mike Stemper as School Board Treasurer. After discussion and on roll call vote the Board voted as follows: Passed. Mike Stemper: Abstain, Allen Brugh: Yea, Randy Heckenlively: Yea, Kate Hopkins: Yea, Nick Simonson: Yea, Christina Teager: Yea

A motion was made by Kate Hopkins and seconded by Mike Stemper to motion to appoint Jessica Miller as the Board of Education Secretary. After discussion and on roll call vote the Board voted as follows: Passed. Allen Brugh: Yea, Randy Heckenlively: Yea, Kate Hopkins: Yea, Nick Simonson: Yea, Mike Stemper: Yea, Christina Teager: Yea

A motion was made by Christina Teager and seconded by Randy Heckenlively to adopt all current board policies and regulations as required by Board policy #8130 including positions and designations as follows. Jessica Miller recording secretary; Perry Law firm as legal counsel; First State Bank, Banner Bank and Community Bank as depository banks; and Harlan County Journal, Holdrege Daily Citizen, Kearney Hub and Valley Voice as newspaper. After discussion and on roll call vote the Board voted as follows: Passed. Allen Brugh: Yea, Randy Heckenlively: Yea, Kate Hopkins: Yea, Nick Simonson: Yea, Mike Stemper: Yea, Christina Teager: Yea

A motion was made by Christina Teager and seconded by Mike Stemper to appoint board members to committees as follows: Negotiations-Simonson, Heckenlively, Hopkins; Americanism Civics-Stemper, Hopkins, Teager; Transportation/Facilities-Heckenlively, Stemper, Brugh; Humpert Scholarship-Hopkins; and Budget, Policy, Admin review-Simonson, Brugh, Teager. After discussion and on roll call vote the Board voted as follows: Passed. Allen Brugh: Yea, Randy Heckenlively: Yea, Kate Hopkins: Yea, Nick Simonson: Yea, Mike Stemper: Yea, Christina Teager: Yea

A motion was made by Allen Brugh and seconded by Kate Hopkins to adopt the updated board policies 3131 & 3132. After discussion and on roll call vote the Board voted as follows: Passed. Allen Brugh: Yea, Randy Heckenlively: Yea, Kate Hopkins: Yea, Nick Simonson: Yea, Mike Stemper: Yea, Christina Teager: Yea

A motion was made by Randy Heckenlively and seconded by Christina Teager to approve the school calendar for the 2026-2027 school year. After discussion and on roll call vote the Board voted as follows: Passed. Allen Brugh: Yea, Randy Heckenlively: Yea, Kate Hopkins: Yea, Nick Simonson: Yea, Mike Stemper: Yea, Christina Teager: Yea

A motion was made by Kate Hopkins and seconded by Randy Heckenlively to accept, with regret, the resignation of Kathy Whetstine as head cook at the end of her contract in May of 2026. After discussion and on roll call vote the Board voted as follows: Passed. Allen Brugh: Yea, Randy Heckenlively: Yea, Kate Hopkins: Yea, Nick Simonson: Yea, Mike Stemper: Yea, Christina Teager: Yea

A motion was made by Allen Brugh and seconded by Mike Stemper to accept, with regret, the resignation of Bruce Ring as head maintenance director at the end of his contract on June 30, 2026. After discussion and on roll call vote the Board voted as follows: Passed. Allen Brugh: Yea, Randy Heckenlively: Yea, Kate Hopkins: Yea, Nick Simonson: Yea, Mike Stemper: Yea, Christina Teager: Yea

A motion was made by Mike Stemper and seconded by Randy Heckenlively to adopt resolution 11226-1, authorizing the issuance by the District of its Limited Tax obligation school bonds, Series 2026, not to exceed 1.5 million. After discussion and on roll call vote the Board voted as follows: Passed. Allen Brugh: Yea, Randy Heckenlively: Yea, Kate Hopkins: Yea, Nick Simonson: Yea, Mike Stemper: Yea, Christina Teager: Yea

A motion was made by Allen Brugh and seconded by Mike Stemper to motion to adopt resolution 11226-2, authorizing a lease purchase financing not to exceed 2.75 million. After discussion and on roll call vote the Board voted as follows: Passed. Allen Brugh: Yea, Randy Heckenlively: Yea, Kate Hopkins: Yea, Nick Simonson: Yea, Mike Stemper: Yea, Christina Teager: Yea

The next regular scheduled meeting will be February 9th in the School Library.

Meeting was adjourned at 8:56 PM.

DATED Monday, January 12, 2026

HARLAN COUNTY SCHOOL DISTRICT #2,

a/k/a ALMA PUBLIC SCHOOLS

<u>General/Money Market/Trans Accts</u>	Receipts	Disburse	Total	1
01/01/2026 General			\$19,274.14	
01/01/2026 Money Market			\$563,219.41	
01/01/2026 Transaction			\$13,328.53	
Franklin County Treasurer	\$0.08			
Furnas County Treasurer	\$17,500.08			
Harlan County Treasurer	\$476,345.46			
BCBS self-pay	\$3,335.81			
State Aid	\$128,548.00			
SA SPED FFR 23-24	\$104,650.00			
ESU-reimbursement	\$2,275.84			
MAC JJ25	\$601.88			
IDEA-6406	\$739.00			
IDEA-6408	\$23,850.00			
Apportionment	\$67,700.54			
MIPS DEC25	\$7,193.46			
BOOE Machinery	\$32.00			
CITY OF ALMA-TOBACCO LICENSE	\$50.00			
ANDERSON WRECKING	\$742.50			
interest earned - Transaction Acct	\$7.51			
interest earned - MMA	\$391.61			
interest earned - Gen Fund	\$24.52			
January receipts	\$833,988.29		\$1,429,810.37	
cks cleared/reimb made in January		\$596,298.15	\$833,512.22	
outstanding checks		\$8,804.49	\$824,707.73	
<u>Certificates of Deposit</u>			\$469,835.59	
Balance 01/31/2026			\$1,294,543.32	
<u>Bldg/Sinking Fund</u>				8
01/01/2026 Building Fd			\$792,010.58	
Franklin County Treasurer	\$0.01			
Furnas County Treasurer	\$1,786.92			
Harlan County Treasurer	\$46,533.35			
interest earned	\$523.24			
January receipts	\$48,843.52			
January expenses		\$1,743.45		
Balance 01/31/2026			\$839,110.65	
outstanding checks			\$839,110.65	
<u>QCPU Fund</u>				9

January 2026

01/01/2026 QCPU Fd			\$16,240.39
Harlan Co Treasurer	\$0.00		
interest earned	\$6.90		
January receipts	<u>\$6.90</u>		
January expenses			
Balance 01/31/2026			\$16,247.29

Depreciation Fund

2

01/01/2026 Depreciation Fd			\$153,131.25
From General Fund	\$64,054.00		
interest earned	\$96.23		
January expenses		\$64,054.00	
Balance 01/31/2026			\$153,227.48

Lunch Fund

6

01/01/2026 Lunch Fd			\$68,509.53
January receipts	\$19,095.62		
cks cleared in January		\$18,853.24	\$68,751.91
outstanding checks/deposits		\$153.03	
Balance 01/31/2026			\$68,598.88

Activity Fund

5

01/01/2026 Activity			\$250,630.81
January receipts	\$20,075.73		
January expenses		\$26,188.75	\$244,517.79
outstanding checks/deposits		\$6,669.22	
Balance 01/31/2026			\$237,848.57

Jan 26 Act Fund Trial Balance Report

01/2026 - 01/2026

Fund: 5

	<u>Beginning Balance</u>	<u>Debits</u>	<u>Credits</u>	<u>Ending Balance</u>
Fund Balance				
05 704 0100 ART	4,237.78	0.00	0.00	4,237.78
05 704 0110 COMPUTERS	17,300.04	0.00	0.00	17,300.04
05 704 0113 eSports Club	815.41	0.00	1,144.75	1,960.16
05 704 0120 MISCELLANEOUS	4,685.51	0.00	158.27	4,843.78
05 704 0130 MUSIC SUPPLIES	(1,050.69)	204.60	32.60	(1,222.69)
05 704 0131 ELEMENTARY CHOIR	1,300.44	3.00	0.00	1,297.44
05 704 0132 MUSIC BOOSTERS	13,499.96	416.33	0.00	13,083.63
05 704 0133 DISTRICT MUSIC	1,116.41	0.00	0.00	1,116.41
05 704 0134 BAND PROJECTS	120.00	0.00	0.00	120.00
05 704 0135 CASH BOXES	(2,500.00)	0.00	0.00	(2,500.00)
05 704 0140 COURTESY FUND	3,605.63	0.00	0.00	3,605.63
05 704 0142 CIRCLE OF FRIENDS	498.58	0.00	0.00	498.58
05 704 0143 Concession Money/ Donations	218.17	2,233.00	0.00	(2,014.83)
05 704 0144 RESOURCE	1,204.92	0.00	0.00	1,204.92
05 704 0145 LUEDKE MEMORIAL	1,526.94	0.00	0.00	1,526.94
05 704 0160 INDUSTRIAL ARTS	2,246.98	0.00	0.00	2,246.98
05 704 0161 FFA SCHOLARSHIP	29,524.64	0.00	0.00	29,524.64
05 704 0165 FUTURE FARMS OF AMERICA	39,040.90	9,483.48	3,939.04	33,496.46
05 704 0170 STUDENT COUNCIL	13,773.98	4,256.71	6,014.55	15,531.82
05 704 0225 CLASS OF 2025	1,919.88	0.00	0.00	1,919.88
05 704 0226 CLASS OF 2026	4,932.53	0.00	0.00	4,932.53
05 704 0227 CLASS OF 2027	4,840.06	0.00	0.00	4,840.06
05 704 0228 CLASS OF 2028	5,293.79	0.00	0.00	5,293.79
05 704 0229 CLASS OF 2029	2,378.00	0.00	0.00	2,378.00
05 704 0240 PLATE FUND	251.19	0.00	0.00	251.19
05 704 0251 PICTURES/ANNUAL/YEARBOC	7,187.22	7,244.50	94.67	37.39
05 704 0260 HOME EC/CONS ED	1,564.84	0.00	0.00	1,564.84
05 704 0265 COOKIE SALES	7,414.93	55.54	0.00	7,359.39
05 704 0270 BOOK/SOFTWARE ORDERS	7,994.50	0.00	13.00	8,007.50
05 704 0271 GENERAL MILLS BOX TOPS	2,434.86	200.73	64.90	2,299.03
05 704 0272 CARDINAL COMMUNITY	402.34	0.00	0.00	402.34
05 704 0273 1ST GRADE	809.83	0.00	55.00	864.83
05 704 0280 FIELD TRIPS	0.00	0.00	0.00	0.00
05 704 0300 ALL ACTIVITIES (entry fees, etc	2,390.69	6,185.25	4,017.01	222.45
05 704 0301 FOOTBALL	1,310.43	0.00	0.00	1,310.43
05 704 0302 VOLLEYBALL	11,440.20	0.00	0.00	11,440.20
05 704 0303 BOYS BASKETBALL	6,625.29	141.74	0.00	6,483.55
05 704 0304 GIRLS BASKETBALL	3,901.29	0.00	0.00	3,901.29
05 704 0305 CROSS COUNTRY	1,795.26	0.00	0.00	1,795.26
05 704 0306 TRACK	2,122.53	0.00	0.00	2,122.53
05 704 0307 BOYS WRESTLING	3,282.98	0.00	283.50	3,566.48
05 704 0308 GOLF	83.60	0.00	0.00	83.60
05 704 0311 GIRLS WRESTLING	3,282.99	297.47	283.50	3,269.02
05 704 0400 CHEERLEADERS	4,275.83	0.00	681.00	4,956.83
05 704 0550 VENDING MACH/NHS	6,691.02	206.67	1,555.14	8,039.49
05 704 0600 QUIZ BOWL	838.43	50.00	0.00	788.43
05 704 0950 SCHOLARSHIP FUND	4,211.50	150.00	0.00	4,061.50
05 704 0970 WEIGHT ROOM	3,892.44	0.00	0.00	3,892.44
05 704 0971 DEPOSITS WEIGHT ROOM US	3,173.95	0.00	0.00	3,173.95
05 704 0985 PROJECTOR ADVERTISING	10,729.00	0.00	1,000.00	11,729.00
05 704 0990 SPEECH	(50.00)	75.00	0.00	(125.00)
05 704 0991 DRAMA	3,216.81	116.91	1,102.51	4,202.41
05 704 0992 PK-4	2,943.65	0.00	0.00	2,943.65
	<u>254,747.46</u>	<u>31,320.93</u>	<u>20,439.44</u>	<u>243,865.97</u>
	254,747.46	31,320.93	20,439.44	243,865.97

Jan 26 Activity Fund Invoice Listing - Summary

Vendor Name	Invoice Number	Description	Invoice Date	Invoice Amount
Ansley Public Schools	20944	1/31 G. Wrest Invt Entry Fee	01/16/2026	100.00
ARAPAHOE PUBLIC SCHOOL	20960	1/31 Boys Wrest Invite Entry Fee	01/23/2026	150.00
BALLOU, BRAD	20919	1/9 JV BB v. Norton Ref	01/09/2026	100.00
BALLOU, BRAD	20929	1/13 JV BB v. Amherst Ref	01/12/2026	100.00
BALLOU, BRAD	20939	1/15 V BB v. Hi Line Ref	01/15/2026	140.00
BALLOU, BRAD	20956	1/22 JH BB v. SV Ref	01/21/2026	100.00
BERTRAND COMMUNITY SCHOOL	20964	1/12 Elem Quiz Bowl Entry Fee	01/28/2026	25.00
Calvert, Lyle	20949	1/20 V JV/JH BB v. Elm Creek and WH Ref	01/19/2026	200.00
CAMBRIDGE PUBLIC SCHOOL	20946	Choir Meals	01/16/2026	297.50
CAMBRIDGE PUBLIC SCHOOL	75.2520965	RPAC East Vocal Dues	01/28/2026	75.25
CASH-WA DISTRIBUTING	14919690	Dec 25 Concession Supplies	01/02/2026	1,260.23
CHESTERMAN CO	Order 11916060	Dec 25 Concession Supplies	01/08/2026	2,223.00
ELM CREEK PUBLIC SCHOOLS	20913	1/16 Wrest Invt Entry Fee	01/07/2026	175.00
EMAL, COLBY	20931	1/13 V BB v. Amherst Ref	01/12/2026	140.00
EMAL, COLBY	20951	1/20 V BB v. Elm Creek Ref	01/19/2026	140.00
Everitt, Marshall	20909	1/5 V BB v. Axtell Ref	01/05/2026	140.00
Ferebee, Joel	20911	1/5 V BB v. Axtell Ref	01/05/2026	140.00
Ferebee, Joel	20921	1/9 V BB v. Norton Ref	01/09/2026	140.00
FRANKLIN PUBLIC SCHOOL	20914	1/9 & 1/10 Wrest Entry Fees	01/07/2026	180.00
GRAND ISLAND CENTRAL CATHOLIC	20959	CNFL#2 Entry Fee	01/23/2026	75.00
Grizzly Industrial, Inc	12244709-01	Drill repair, sand for the blaster	01/12/2026	473.61
HARLAN COUNTY MEAT PROCESSORS	121525	Concession Supplies	01/02/2026	234.00
HARLAN COUNTY MEAT PROCESSORS	20926	Hotdogs x2	01/12/2026	156.00
HARLAN COUNTY MEAT PROCESSORS	20958	3 pks of Hotdogs/ Concession Supplies	01/22/2026	234.00
HOGELANDS MARKET	20901	Dec 25 Act Fund Charges	01/02/2026	237.33
J.W. Pepper & Son Inc.	368089163	Risseldy, Rosseldy Music	01/02/2026	3.00
JOSTENS, INC	1442450	Yearbooks + Overrun Copies	01/02/2026	6,882.58
Kracl, Marty	20932	1/13 V BB v. Amherst Ref	01/12/2026	140.00
Kulwicki, Justin	20950	1/20 JH/ JV BB v. WilHil and Elm Creek R	01/19/2026	200.00
LEADERSHIP CENTER	011526	35x Registered Participants Entry Fee	01/15/2026	510.00
Lutkemeier, Austin	20922	1/9 V BB v. Norton Ref	01/09/2026	140.00
MAIN STREET VARIETY	010705	Music Booster Supplies	01/02/2026	35.76
Martinez Enterprises, LLC	20265	x8 Heartland Hoops Classic Seats	01/20/2026	600.00
MISKO SPORTS	INV 4972	Girls Wrest Supplies	01/23/2026	297.47
MROCZEK, CHRIS	20933	1/13 V BB v. Amherst Ref	01/12/2026	140.00
NATIONAL FFA ORGANIZATION	MDS375646	FFA Clothing Supplies	01/20/2026	2,505.50
Olson, Rilan	20923	1/9 V BB v. Norton Ref	01/09/2026	140.00

POLSTON, TERRY	20920	1/9 JV BB v. Norton Ref	01/09/2026	100.00
POLSTON, TERRY	20940	1/15 V BB v. Hi Line Ref	01/15/2026	140.00
RUPP, CRAIG	20953	1/20 V BB v. Elm Creek Ref	01/19/2026	140.00
Schukar, Scott	20952	1/20 V BB v. Elm CreekRef	01/19/2026	200.00
SHAFFER, KENT	232858	25' Xmas Appreciation Dinner	01/29/2026	1,883.00
SHELTON PUBLIC SCHOOL	20934	1/14 G/ B Wrest Entry Fee	01/13/2026	225.00
SHORT STOP	20935	One Act Concession Supplies/ Pizza	01/15/2026	116.91
SOUTHERN VALLEY SCHOOL	20947	1/26 JH Quiz Bowl Entry Fee	01/19/2026	25.00
SOUTHWEST SCHOOL	20961	2/6 Boys Wrest Invite Entry Fee	01/23/2026	100.00
Student Scholarship	S. Gehrig	S. Gehrig/ Brady Nyberg Scholarship	01/27/2026	150.00
THAYER CENTRAL SCHOOL	20945	1/22 Girls Wrest Invit Entry Fee	01/16/2026	170.00
US BANK	20912	Dec 25 Activity Fund Charges	01/06/2026	2,447.30
Wardyn, Todd	20910	1/5 V BB v. Axtell Ref	01/05/2026	140.00
WATSON, ISAAC	20908	1/5 JV BB v. Axtell Ref	01/05/2026	100.00
WATSON, ISAAC	20930	1/13 JV BB v. Amherst Ref	01/12/2026	100.00
Watson, Levi	20905	1/5 JV BB v. Axtell Ref	01/05/2026	100.00
Watson, Levi	20937	1/15 JV BB v. Hi Line Ref	01/15/2026	125.00
WATSON, SPENCER	20907	1/5 JV BB v. Axtell Ref	01/05/2026	100.00
WATSON, SPENCER	20918	1/9 JV BB v. Norton Ref	01/09/2026	100.00
WATSON, SPENCER	20928	1/13 JV BB v. Amherst Ref	01/12/2026	100.00
WATSON, SPENCER	20936	1/15 JV BB v. Hi Line Ref	01/15/2026	125.00
WATSON, SPENCER	20948	1/20 JH JV BB v. Elm Creek and WilHRef	01/19/2026	200.00
WATSON, SPENCER	20957	1/22 JH BB v. SV Ref	01/21/2026	100.00
WATSON, TODD	20906	1/5 JV BB v. Axtell Ref	01/05/2026	100.00
WATSON, TODD	20925	1/9 JV BB v. Norton Ref	01/09/2026	100.00
WATSON, TODD	20927	1/13 JV BB v. Amherst Ref	01/12/2026	100.00
WATSON, TODD	20938	1/15 V BB v. Hi Line Ref	01/15/2026	140.00
WILD ROOTS GREENHOUSE & MARKET	1985	FFA Supplies	01/15/2026	4,386.18
Wolfe, Brian	217485	Staff X Mas Party Entertainment	01/07/2026	350.00
YANDAS MUSIC	REPAIR# 784520	Instrument Repairs and Supplies	01/08/2026	204.60
				<u>31,198.22</u>

Checking Account ID	GENERAL FUND	
34438 ALMA CHAMBER OF COMMERCE	Chamber dues	75.00
34439 ALMA SCHOOL LUNCH FUND	December teacher breakfasts	27.04
34440 ANDERSON BROTHERS ELECTRIC, PLBG	Repairs to water fountain	7,293.00
34441 BEAR FRAME & ALIGNMENT SVC INC	Bus repair	4,108.87
34442 C H S / AGRI SERVICE CENTER	Fuel charges	926.12
34443 CAPITAL SANITARY SUPPLY CO, INC	Paper towel rolls, bowl cleaner,	1,198.63
34444 CITY OF ALMA	PreK water, sewer, trash, gas	224.30
34444 CITY OF ALMA	515 jewel- gas water sewer trash	1,680.63
34444 CITY OF ALMA	New addition-gas water sewer trash	4,195.70
34444 CITY OF ALMA	Shop/Greenhouse water, gas, trash	721.24
34444 CITY OF ALMA	PF water	21.50
34444 CITY OF ALMA	AFCS-water	21.50
34444 CITY OF ALMA	Bus barn-gas water sewer trash	390.25
34445 COLWELL, AMY	Mileage for school improvement	303.05
34446 Communications Engineering, Inc	Camera repairs, reinstalled camera	2,386.80
34447 DANA F COLE & CO.	Admin services cafeteria plan	115.00
34447 DANA F COLE & CO.	Admin services	115.00
34448 DAS STATE ACCTING - CENTRAL FINANC	Interagency billing	317.87
34449 EAKES OFFICE PRODUCTS	Telecom fees	511.81
34450 ECOLAB PEST ELIM DIVISION	Pest control	95.55
34451 EDUCATIONAL SERVICE UNIT #11	Tech Support	222.30
34452 FARBER'S PIANO TUNING & REPAIR	piano tuning	195.00
34453 FIERSTEIN, JODI	Mileage for school improvement	142.10
34454 HARLAN COUNTY JOURNAL	Jan minutes & claims	152.52
34454 HARLAN COUNTY JOURNAL	February meeting notice	7.25
34455 HOGELANDS MARKET	Life skills- bread, chips, jelly, carrot	26.35
34455 HOGELANDS MARKET	Back to school breakfast after break	51.49
34455 HOGELANDS MARKET	carrots and bread- life skills	3.58
34455 HOGELANDS MARKET	FCS cooking supplies-meat, case of but	174.96
34455 HOGELANDS MARKET	ziploc and hamburger	76.55
34455 HOGELANDS MARKET	ziploc return	(8.29)
34455 HOGELANDS MARKET	FCS cooking supplies	19.07
34455 HOGELANDS MARKET	plates-KDG	2.99
34455 HOGELANDS MARKET	FCS cooking supplies	161.62
34455 HOGELANDS MARKET	FCS cooking supplies	42.03
34455 HOGELANDS MARKET	FCS cooking supplies	27.14
34455 HOGELANDS MARKET	FCS cooking supplies	43.00
34456 HOLDREGE SOFT WATER SERVICE	Salt for water softener	684.00
34457 HOMETOWN LEASING	Copier lease payment	182.58
34457 HOMETOWN LEASING	Copier lease payment	2,724.32

34458	INSPIRE REHABILITATION, LLC	Dec OT services SA	2,692.06
34458	INSPIRE REHABILITATION, LLC	January PT services-CW	275.16
34458	INSPIRE REHABILITATION, LLC	Jan OT services AK	3,245.56
34459	J.W. PEPPER & SON, INC	5th & 6th grade band music	176.70
34459	J.W. PEPPER & SON, INC	Why we sing-Elementary music concert	39.98
34460	LARSEN'S ACE HARDWARE	PVC parts for water fountains	22.72
34460	LARSEN'S ACE HARDWARE	Wax ring	9.99
34461	MATHESON TRI-GAS, INC.	Welding gases/supplies	284.35
34461	MATHESON TRI-GAS, INC.	Consumables-welding	178.06
34462	MCDONALD, DADE	Mileage for school improvement	374.10
34463	NE ASSN OF SCHOOL BOARDS	NASB membership annual dues	4,330.00
34464	NE RURAL COMM SCHOOLS ASSN	Conference registration	750.00
34464	NE RURAL COMM SCHOOLS ASSN	Registration for NRCSA	250.00
34465	NEBRASKA PUBLIC POWER DISTRICT	515 Jewell st	4,210.91
34465	NEBRASKA PUBLIC POWER DISTRICT	football field lights	75.82
34465	NEBRASKA PUBLIC POWER DISTRICT	Crossing light	32.63
34465	NEBRASKA PUBLIC POWER DISTRICT	Bus barn	114.61
34465	NEBRASKA PUBLIC POWER DISTRICT	Booster pump	32.63
34465	NEBRASKA PUBLIC POWER DISTRICT	Greenhouse	32.63
34465	NEBRASKA PUBLIC POWER DISTRICT	511 John St	95.67
34465	NEBRASKA PUBLIC POWER DISTRICT	PreK	100.80
34466	NEBRASKA SAFETY CENTER	Level 2 Transportation course	125.00
34467	PINPOINT COMMUNICATIONS	Telephone and internet charges	156.41
34468	PRAIRIE HILL LANDFILL - CITY OF HOLDREGE	Household waste	20.00
34469	RASMUSSEN MECHANICAL SERVICES	Replaced seals on HW pumps	180.00
34469	RASMUSSEN MECHANICAL SERVICES	Main floor HW pump maintenance	3,573.09
34469	RASMUSSEN MECHANICAL SERVICES	Boiler maintenance & repairs	4,537.76
34470	RAYBURN, MICHELE	Mileage for school improvement	179.80
34471	S & W AUTO PARTS, INC	Blue def	38.98
34471	S & W AUTO PARTS, INC	Power washer	125.88
34471	S & W AUTO PARTS, INC	Bolt	5.96
34471	S & W AUTO PARTS, INC	battery test clip, connector	17.36
34471	S & W AUTO PARTS, INC	Regal tool	5.97
34471	S & W AUTO PARTS, INC	Diesel fuel additive	146.86
34472	SPORT SAFE Testing Service, Inc.	Substance abuse panel	516.00
34473	Titan Machinery Inc	Defrost fan repair-new motors	1,999.63
34474	TRIPE MOTOR CO	replace battery on 2013 chevy suburban	219.75
34475	TRUSTWORTHY HARDWARE	pipe cleaner, cement, pvc cap, anchors	49.95
34475	TRUSTWORTHY HARDWARE	bits, extension cord	38.42

34476 TWIN VALLEY AUTOMOTIVE LLC	Coolant leak on 2014 International	1,150.25
34476 TWIN VALLEY AUTOMOTIVE LLC	QTRLY inspect 2025 shortbus	586.25
34476 TWIN VALLEY AUTOMOTIVE LLC	QTRLY inspect 2014 international	165.00
34476 TWIN VALLEY AUTOMOTIVE LLC	QTRLY inspect 2023 BLue bird	165.00
34476 TWIN VALLEY AUTOMOTIVE LLC	QTRLY inspect 2019 Blue bird	165.00
34476 TWIN VALLEY AUTOMOTIVE LLC	QTRLY inspect 2008van	165.00
34476 TWIN VALLEY AUTOMOTIVE LLC	QTRLY inspect2023 Freightliner	165.00
34476 TWIN VALLEY AUTOMOTIVE LLC	QTRLY inspect98 coach	165.00
34476 TWIN VALLEY AUTOMOTIVE LLC	QTRLY inspect 2018 International	165.00

34477 U.S.CELLULAR	Custodial cell phone	61.95
--------------------	----------------------	-------

34478 WILLIAMS, MIKE	Rule 10 Safety review	475.00
----------------------	-----------------------	--------

34479 YANDAS MUSIC	12" cymbal	99.99
--------------------	------------	-------

34479 YANDAS MUSIC	sound innovations flute books	10.79
--------------------	-------------------------------	-------

Fund Number		<u>62,459.85</u>
-------------	--	------------------

	Payroll & benefits	<u>487,096.22</u>
--	--------------------	-------------------

Checking Account ID		<u>549,556.07</u>
---------------------	--	-------------------

BUILDING FUND		
BANNER CAPITAL	Loan payment	1,743.45

LUNCH FUND

77 ELECTRONIC FEDERAL TAX PAYMENT		<u>1,685.09</u>
-----------------------------------	--	-----------------

78 NEBRASKA DEPARTMENT OF REVENUE		<u>192.32</u>
-----------------------------------	--	---------------

79 NEBRASKA SCHOOL RETIREMENT SYS		<u>1,375.48</u>
-----------------------------------	--	-----------------

2537 CWD	FOOD SUPPLIES	<u>4,962.50</u>
----------	---------------	-----------------

2538 HEARREFR	KITCHEN REPAIRS	<u>657.12</u>
---------------	-----------------	---------------

2539 HILAND	DAIRY SUPPLIES	<u>2,388.47</u>
-------------	----------------	-----------------

2540 HOGELAND	FOOD SUPPLIES	<u>1,444.69</u>
---------------	---------------	-----------------

2541 MAINSTREE	KITCHEN SUPPLIES	<u>15.47</u>
----------------	------------------	--------------

2542 SYSCO	FOOD SUPPLIES	<u>2,697.58</u>
------------	---------------	-----------------

2543 USB	KITCHEN SUPPLIES	<u>81.90</u>
----------	------------------	--------------

2544 USFOODS	FOOD SUPPLIES	<u>3,234.51</u>
--------------	---------------	-----------------

2545 VESTIS	LAUNDRY SERVICES	<u>273.66</u>
-------------	------------------	---------------

2546 KANSASCIT		<u>37.63</u>
----------------	--	--------------

		<u>19,046.42</u>
--	--	------------------

PAYROLL		<u>6,646.64</u>
---------	--	-----------------

		<u>25,693.06</u>
--	--	------------------



Exit Presentation

Prepared For:

Alma Public Schools

February 4-5, 2026





EXTERNAL TEAM MEMBERS:

- Team Lead: Amy Colwell Williams
- Team Members:
 - Dade McDonald, Superintendent, McCool Junction Public Schools
 - Jodi Fierstein, Elementary Principal and Special Education Director, Superior Public Schools
 - Dr. Michele Rayburn, Director of Student Services, ESU 6



Purpose:

The primary purpose of the visitation team is to validate efforts taken by the school to ensure student growth and to suggest actions to meet specific needs. Professional experiences, viewpoints, and analysis of data in the spirit of collaboration provide valuable insight to meet the expectations of Continuous Improvement.

92 NAC Chapter 10, 009.01B

*The school improvement process includes a visitation by a team of external representatives **to review progress and provide written recommendations**. A copy of the school system's improvement plan and the written recommendations of the external representatives are provided to the Department. The external team visits are conducted at least once each five years.*



Visitation Data

Evidence of Processes

Action Plan
School Profile
Assessment Data
Opening
Presentation
Perceptual Data

Focus Group Interviews:

Community Stakeholders - 11
Students - 12
Teachers - 9

Classroom Visits:

Elementary - 22
Secondary - 13



Progress on Goals



Goal #1

Through a variety of genres and subject texts, students will improve reading comprehension.

STRATEGIES from the Action Plan:

- Cornell Notes
- Specific.Measurable.Achievable.Relevant. Time-bound (S.M.A.R.T.) Goals
- Sustained Silent Reading (SSR) 3 times a week

OBSERVATIONS:

- Goal/Mission Statement Posted
- SMART Goals Posted
- Infrastructure and Shared Leadership
- High levels of engagement (reading) during Cardinal Time



CIP Vehicle : Cardinal Communities

Cardinal Community (4 days a week)

OBSERVATIONS:

- Evident Routines
- Positive Impact on Culture and Climate
 - Connectedness with adults and across grades
- Positive perspective shared by teachers and stakeholders



Strategy #1

Cornell Notes

OBSERVATIONS:

- Variety of formats utilized by students
- Variety of organizational formats utilized by teachers
- Universal application during Cardinal Communities
- Teachers able to see growth in writing development across the year



Strategy #2

SMART Goals

OBSERVATIONS:

- Consistent weekly routine
- Students reported routine supports executive functioning development
- Creates an open dialogue focused on growth
- Creates a sense of community of peers supporting one another



Strategy #3

Sustained Silent Reading (SSR)

OBSERVATIONS:

- Consistent Routines
- Protected Schedule
- Student Choice
- Increased reading for pleasure
- Built in time for reading assigned text
- Buddy Reading : consistent modeling by older students
- Teachers model SSR
- Variety of genres and modes of access represented



Developing Themes



Classroom Visits

The observer's attention is focused on elements of teaching and learning interactions and environmental indicators. Attention is also given to implementation of a target strategy or resource as related to the school's Continuous Improvement Action Plan.

- Classroom Environment: “Looks like, sounds”
- Transitions and routines observed.
- Formative strategies.
- Opportunities for student responses.
- Cooperative Learning



Themes from Classroom Visits

- Environments are calm and organized
- Classroom instructional time was optimized
- Students were compliant and on task
- Cooperative Learning Strategies implemented
 - Pods
 - Partners
 - Group work
- Student work is displayed prominently
- Supportive Physical Learning Environment
 - Flexible Seating
 - Flex Space
 - Adaptive equipment
- Support staff working directly with students
- Physical space to support various roles and experiences



Focus Group Interviews

Method for gathering qualitative about student, staff, and community beliefs and experiences with the school system. Focus Group Interviews allow for deeper discussions on Continuous Improvement implementation by the school system.

Core Questions:

- Continuous Improvement processes and communication.
- “What words would you use to describe this school?”
- “What would you like to see changed at this school?”
- Student learning and support with academics.



Themes from Staff Focus Group

- Sense of community
 - “It’s a team here””we are a cohesive unit”
- Collective Efficacy supported by the monthly professional learning time and small group work
- Supported by administration
- Care deeply about students beyond academics and athletics
- Connected to the community with various roles
- Involved in CIP process
- Given autonomy for instructional decisions (ex: Cornell notes format)
- Belief in the knowledge and expertise of each other
- Fun - variety of activities with kids and each other
- Unified to support all individual students (ex: involvement in team meetings)



Themes from Board Focus Group

- Inclusive environment with opportunities for all students
- Sense of safety
- Trust and support staff
- Clarity of the role of the school board
- Standard of excellence focused on growth
- Long standing tradition of excellence with regard to extracurricular opportunities
- Willing to face problems and open to new ideas
- Supportive of students on various post secondary tracts (college bound and work force entry)



Themes from Parent Focus Group

- Student are safe
- Inclusion of students with disabilities and special education support are areas of strength
- Friendly staff
- Variety of opportunities for students
 - Long standing traditions (ex: FFA, Music)
- Recognize challenges educators face
- Appreciation of the small class size
- Teachers are available to help students
- Awareness of Cardinal Community
- Challenges of aging facility
- Communication Opportunities (outreach)



Themes from Student Focus Group


Elementary

- Enjoy school
- Aware of importance of following the rules and classroom reinforcement strategies (ex: AR rewards, extra recess)
- Enjoy Buddy Reading and Cardinal Community

Secondary

- Teachers are willing to help
- Students support each other with academic achievement
- High student involvement “everyone is doing something”
- Opportunities for college courses
- Opportunities for student input
- Aging facility needs

Commendations & Recommendations





Commendations on CI Goals

Acknowledgement of efforts that have positively impacted the school community and student achievement. Commendations reinforce specific Continuous Improvement efforts from the Action Plan as they relate to goals.

- High level of awareness of the goal and strategies
- CIP efforts substantially increased sense of community and connectedness
- Allocation of resources
 - Personnel, scheduling, spaces
- Structure in place for shared leadership and implementation of strategies
 - Professional development, protected student schedule, team meetings



Recommendations

The External Team provides suggestions or proposals as the best course of action for sustaining Continuous Improvement efforts. Professional input that aims to positively impact student learning experiences and achievement outcomes for the next Continuous Improvement cycle.

- **Align Continuous Improvement efforts (CIP, TIP, MTSS)**
 - Data Literacy
 - Root Cause Analysis
 - Disaggregated Data
 - SMART Goal format
- **Increase opportunities for engagement**
 - Two-way communication for parents and students
 - Classroom engagement
- **Implement HQIM**



**Office of
Accreditation,
Certification, and
Approval**



**ACCREDITATION, CERTIFICATION
& APPROVAL**

The External Team would like to thank the school community for welcoming us and allowing us to experience your school system.

- Amy Colwell Williams, EC Implementation
- Dade McDonald, Superintendent, McCool Junction Public Schools
- Jodi Fierstein, Elementary Principal and Special Education Director, Superior Public Schools
- Dr. Michele Rayburn, Director of Student Services, ESU 6

Students

Preschool Enrollment

The District's preschool program shall be operated in accordance with this policy.

Eligibility

The Superintendent or designee will develop and maintain eligibility guidelines for children to enroll in the District's preschool program.

If the Superintendent or designee determines that the preschool program is at capacity, then children will be admitted to the daycare program in the following order of priority:

1. Those students that are required by law to participate or be given a preference in the preschool program;
2. Resident students who are or will turn four-years old during the school year;
3. Resident students who are not otherwise eligible to enroll in kindergarten;
4. Non-resident students who are not eligible to enroll in kindergarten;
5. Resident or non-resident students who are eligible to enroll in kindergarten.

The Superintendent or designee shall have the authority to implement and interpret capacity and enrollment decisions to ensure the best interests of the District and its preschool program, and there shall be no appeal process to the Board of Education related to the Superintendent or designee's decision.

Enrollment Process

Enrollment for the preschool program will be conducted on an annual basis. Parents or legal guardians must complete and submit a preschool enrollment application form by the specified deadline. Applications will be reviewed, and enrollment decisions will be based on available space, eligibility criteria, and other factors deemed appropriate by District staff. Parents will be notified of their child's enrollment status within a reasonable timeframe after the application deadline.

Waitlist

In the event that the number of applicants exceeds the preschool program's capacity, a waitlist may be established. Priority on the waitlist may be given to eligible children based on the priorities listed in this policy. Parents will be notified if their child is placed on the waitlist and will receive updates regarding their status if openings become available.

Compliance

All aspects of this policy shall be implemented in accordance with applicable state and federal laws, regulations, and guidelines related to preschool education and enrollment.

Date of Adoption: [5/13/2024]

MEMBERSHIP DUES INVOICE

in account with

Nebraska Association of School Boards

1311 Stockwell, Lincoln, NE 68502 (402) 423-4951 or 1-(800) 422-4572

Name: Alma Public Schools

County: Harlan

NASB Region: 15

DATE	DESCRIPTION	AMOUNT DUE
January 29, 2026	Annual Membership Dues for NASB Fiscal Year 4/1/2026 to 3/31/2027	\$4,418
	Pay by 4/1/2026 to receive a 2% discount.	\$88
	TOTAL AMOUNT DUE IF PAID BY APRIL 1, 2026	<u>\$4,330</u>

Thank you for your support and participation in NASB.



EDUCATIONAL SERVICE UNIT NO. 11

412 W. 14th Ave. • P.O. Box 858
Holdrege, NE 68949-0858

Telephone (308) 995-6585 • Fax (308) 995-6587 • esu11.org

2026-2027 MASTER SERVICES AGREEMENT

THIS MASTER SERVICES AGREEMENT (“Agreement”) is entered into this 09 day of February, 2026 (“effective date”) by and between THE EDUCATIONAL SERVICE UNIT 11, a political subdivision of the State of Nebraska, hereinafter referred to as “ESU 11”, and **School District**, a political subdivision of the State of Nebraska referred to as “the DISTRICT.”

Recitals

Whereas, ESU 11 by NEB. REV. STAT. § 79-1204 may contract to provide services;

Whereas, the DISTRICT wishes to receive certain services and participate in certain Projects that are conducted by the ESU 11; and

Whereas, the DISTRICT wishes to have certain services and initiatives made available to its school district.

Now, therefore, the ESU 11 and the DISTRICT agree as follows:

General Provisions

1. Purpose. The purpose of this Agreement is to establish the general terms and conditions applicable to the education initiatives, services and projects (collectively “Projects”) which ESU 11 supplies to the DISTRICT for the 2026-2027 school year. This Agreement is intended to serve as a framework for the provision of services under one or more of the ESU 11’s Projects.
2. Participation in Individual Projects. This Agreement outlines several Projects which ESU 11 has undertaken for the benefit of their member school districts. The DISTRICT may choose to participate in some, but not all of the Projects referenced by this Agreement. The DISTRICT shall indicate its intention to participate in a particular Project by marking, where indicated, each Project in

which it wishes to participate in for 2026-2027 ESU 11 is only obligated to provide services to the DISTRICT for the Projects which the DISTRICT has marked as provided herein.

3. Term. The term of this Agreement shall be one (1) year, commencing on August 1, 2026 and ending on July 31, 2027.

4. Staffing of ESU 11 Services.
 - a. ESU 11 retains the right to designate personnel to provide the service(s). All personnel provided by ESU 11 shall be qualified to provide their respective services. If ESU 11 is unable to staff any of the selected service(s), alternative methods for service delivery (e.g. remote teleservice) may be used with prior approval by the DISTRICT. If ESU 11 is still unable to staff any of the selected service(s) the DISTRICT agrees to release ESU 11 from obligation to provide said service(s).
 - b. In the event of a resignation or termination during the year, ESU 11 will make reasonable efforts to provide coverage for those contracted service(s). If ESU 11 is still unable to staff any of the selected service(s) the DISTRICT agrees to release ESU 11 from obligation to provide said service(s). The DISTRICT will only be billed for the actual service time received.
 - c. Policies regarding sick leave, personal leave, and professional leave shall be determined by ESU 11 for personnel providing services to the DISTRICT.
 - d. ESU 11 does not provide substitute coverage for periodic absences throughout the year, but will attempt to provide coverage for any long-term absences.

5. Compliance with State Law. Each Party will comply with applicable laws in its performance hereunder and will advise the other of changes in laws that concern the conduct of the Projects and services contemplated by this Agreement. Each Party shall obtain and maintain all approvals required to perform its obligations under this Agreement.

6. New Projects. In the event ESU 11 determines to offer a new Project during the term of this Agreement and the DISTRICT wishes to participate in said new Project, the parties may describe the new Project in writing and incorporate that writing as a formal addendum to this Agreement.

7. Amendments in Writing. Notwithstanding any provision of this Agreement to the contrary, any amendment to this Agreement must be in writing and signed by an authorized representative of each Party. No oral understanding or agreement not incorporated in this Agreement is binding on any of the Parties.
8. Entire Agreement. This Agreement supersedes and replaces all prior agreements or understandings and constitutes the entire agreement between the Parties concerning the subject matter hereof; there are no other agreements, understandings, or representations, whether written or oral, between the DISTRICT and ESU 11 concerning the subject matter addressed herein.
9. Governing Law. This Agreement shall be governed and construed in accordance with the laws of the State of Nebraska.

TECHNOLOGY SERVICES

Technology Support

1. Technology support is requested and tracked using the ESU 11 ticketing system by visiting support.esu11.org or emailing support@esu11.org.
2. Technology support is provided during normal business hours and will be prioritized and scheduled according to ESU 11 technology staff discretion.
3. Technology support services provided under this agreement are offered on a best effort basis. While reasonable efforts will be made to respond to and resolve support requests in a timely manner, no guarantees are made regarding specific response times, resolution times, or availability of services.
4. The DISTRICT acknowledges that ESU 11 technology staff may have access to credentials, systems, and possibly privileged information as part of the normal course of technology support work.
5. ESU 11 agrees to provide technology support to the DISTRICT between July 1, 2026 and June 30, 2027 based on the option selected below. Any technology support hours utilized beyond the selected support option below will be billed at the same hourly rate.

Technology Support Options (must select one)	Cost
<input checked="" type="checkbox"/> Base Hourly Rate as Needed	\$90/hour
OR	
<input type="checkbox"/> 50 Hours <i>(roughly 1 scheduled visit day per month during school year)</i>	\$80/hour = \$4,000
<input type="checkbox"/> 100 Hours <i>(roughly 2 scheduled visit days per month during school year)</i>	\$75/hour = \$7,500
<input type="checkbox"/> 200 Hours <i>(roughly 0.5 scheduled visit days per week during school year)</i>	\$70/hour = \$14,000

Other Technology Services	Cost
<input checked="" type="checkbox"/> E-Rate Category 1 Application Filing for Transport Circuit to Network Nebraska	\$500
<input checked="" type="checkbox"/> The DISTRICT wishes to contract for technology services as selected.	

SOFTWARE SUBSCRIPTION SERVICES

Software Subscription Services Details

1. Pricing for these services may vary depending on how many elect to participate.
2. If you have any questions about ESU 11 software subscription services, please contact Jody Bauer <jody.bauer@esu11.org>.

IXL

Pricing per student is based on the number of subjects selected below.

1 Subject \$14.00, 2 Subjects \$19.50, IXL Complete \$24.50 (All 4 Subjects),

Subject(s)	Grades	# of Students
<input checked="" type="checkbox"/> Math	K-12	345
<input checked="" type="checkbox"/> ELA	K-12	345
<input checked="" type="checkbox"/> Science	4-8	134
<input checked="" type="checkbox"/> Social Studies	4-7 & 10	137
<input type="checkbox"/> Spanish (\$5)		

On to College w/John Baylor	# of Students	Cost
<input checked="" type="checkbox"/> High School (9-12)	124	See Attachment
<input type="checkbox"/> Middle School		Included w/ MS

BrainPOP Cost

Updated pricing won't be available until January.

Option #1 (24/7 Access, BrainPOP, BrainPOP Jr., & BrainPOP Espanol)

<input type="checkbox"/> Combo (for 200 enrollment or less)	\$3,685
<input type="checkbox"/> Combo (for over 200 enrollment)	\$4,095

Option #2 (BrainPOP Jr. or BrainPOP without Espanol)

<input type="checkbox"/> Jr. K-2 (for 200 enrollment or less)	\$2,016
<input type="checkbox"/> 3-12 (for 200 enrollment or less)	\$2,424
<input type="checkbox"/> 3-12 (for over 200 enrollment)	\$3,030

Mystery Science

Cost

Updated pricing won't be available until January.

K-5

Mystery Writing

Cost

Updated pricing won't be available until January.

K-5

SeeSaw

2025-2026 was the first year of a 3-year subscription. For those who purchased this you will be billed annually.

Turnitin

of Students

Cost

Plagiarism Checker

183

\$6.25 per student

Carnegie Learning

of Students

Cost

Clear Fluency

\$18 per student

OverDrive Nebraska

Shared Collection (eBooks)

of Students

Cost

K-12 (all)

365

\$0.65 per student

Zoom

of Licenses

Cost

Meeting Pro

1

\$9.00 per license

The DISTRICT wishes to contract for the software subscription services as selected.

STAFF DEVELOPMENT SERVICES

Staff Development Billing

1. ESU 11 will bill back the DISTRICT an on-site participant fee of \$25 per person when attending workshops, meetings, or other in-services at ESU 11.
2. ESU 11 will bill back the DISTRICT a pro-rated amount for any costs associated with bringing in outside presenters for workshops, meetings, or other in-services.

Staff Development Services

- Entry Year
 - Continuous Improvement Process
 - Professional Learning Communities
 - Specialist Training, Support & Networking
 - Standards and Assessments
 - On-site School Services
 - Curriculum Development & Alignment
 - Instruction
 - Crisis Team/School Safety
 - Perkins Grant Management
-
- The DISTRICT wishes to contract for the staff development services as selected.**

HIGH ABILITY LEARNER SERVICES

High Ability Learner Consortium	Cost
<input checked="" type="checkbox"/> The DISTRICT wishes to participate in ESU 11 High Ability Learner Consortium	100% remittance of State HAL funds
Testing Services	Included
Enrichment Activities	Included
Academic Quiz Bowl	Included
Future Problem Solving	Included
Invention Convention	Included
Summer Honors Program	\$210 per student

Non-Public Districts Only (do not receive state funds)	Cost
<input type="checkbox"/> Testing Services	\$200 per testing session
<input type="checkbox"/> Enrichment Activities	\$80.00/hour
<input type="checkbox"/> ESU 11 Academic Quiz Bowl	\$140 per team
<input type="checkbox"/> Future Problem Solving	\$100 per seminar + lunch
<input type="checkbox"/> Invention Convention	\$115 per school
<input type="checkbox"/> Summer Honors Program	Not Available

The DISTRICT wishes to contract for the high ability learner services as selected.

ENGLISH LEARNER SERVICES

English Learner Services

1. The cost and amount of time allotted will be based on the number of districts that elect to participate in this service.

English Learner Instructor

The English Learner (EL) Instructor supports students whose first language is not English by developing their skills in reading, writing, speaking, and listening in English. They collaborate with classroom teachers to adapt instruction, ensuring English learners can access academic content and succeed in all subject areas.

The DISTRICT wishes to contract for the English learner services as selected.

LITERACY COACH SERVICES

Literacy Coach Services

1. The ESU 11 Literacy Coach is a key component of the state's Nebraska Literacy Project, launched with federal funding and supported with state appropriation dollars to improve reading outcomes for all students, especially in kindergarten through third grade.
2. The ESU 11 Literacy Coach will provide job-embedded, evidence-based support to educators, focusing on the science of reading to build capacity within schools and districts to deliver high-quality instruction.
3. The ESU 11 Literacy Coach will help teachers and schools implement evidence-based reading instruction grounded in the science of reading.
4. The ESU 11 Literacy Coach will work directly in classrooms, providing observations, feedback, and co-teaching to help educators refine their practice.
5. The amount of time allotted will be based on the number of districts that elect to participate in this service.

Literacy Coach

The DISTRICT wishes to contract for the literacy coach services as selected.

SPECIAL EDUCATION SERVICES

Student Records System (SRS)

1. SRS is an online special education record keeping system. It creates all special education documents required by Rule 51, including 504, IEP, MDT, IFSP and all required notices. The SRS is a highly secured system that organizes and stores documents and provides easy access to files from anywhere via the internet. SRS training is provided across the state for district staff and college and university staff.
2. DISTRICTS participating in the SRS project must pay an additional fee to receive access to SRS. Fees will be assessed in accordance with the State established yearly cost per DISTRICT.



Participate in SRS

Contracted Special Education Services

1. That ESU 11 does hereby agree that it will furnish to the DISTRICT the following described special education services which meet the requirements of the State Department of Education. All rates are subject to the approval of the State Department of Education, and will be provided to the DISTRICT prior to the DISTRICT'S budget preparation.
2. Program Supervisory Services will be provided at a rate not to exceed eight percent (8%) of the DISTRICT special education program costs selected below in accordance with State Department of Education allowable costs.
3. That ESU 11 does hereby agree that it will furnish to the DISTRICT the following described special education services as follows.

Service

Service Time

School Psychology

_____ days per week

School Psychology assists in the identification process for students birth to age 21 who have been referred for special education and support in the areas of behavior and mental health. Collaboration with school district personnel and parents is also an essential role in the services to districts.

Speech Language Pathology

_____ days per week

Speech and language services concentrate on communication areas including language, articulation, voice, and/or fluency for students birth to age 21. This service can also aid in broadening areas of academic and functional needs.

- Occupational Therapy _____ days per week
Occupational Therapy is a related service for students birth to age 21, as identified through the student's individual education program (IEP) process. The focus of the service is to enhance the student's education and foster a level of independence.
- Behavior/Mental Health _____ days per week
Behavior/Mental Health assists students with behavioral and/or mental health needs. This service works collaboratively with educational team members, families, and/or outside agencies to support students' needs while in the school setting.
- Resource Teacher _____ days per week
Resource services provide individualized special education programming that addresses school-aged students' needs within the student's resident district.
- Paraprofessional _____ days per week
Paraprofessionals provide instructional and behavioral support to students under the direction of a certified teacher.
- Transition _____ days per year
Transition services and activities emphasize learning opportunities that center on post-secondary success and the development of independence. These services are implemented following federal and state guidelines during the school year a student turns 14.
- Special Education Instructional Coach _____ days per year
Special Education Instructional Coach assists in the coordination of age and developmentally appropriate educational programming for special education students. Provide guidance and support to teachers/staff in implementing effective instructional practices, accommodations, and interventions for students with disabilities.
- Early Childhood Ages 0-2 based on service time
Early Childhood providers deliver support to infants and toddlers (birth to age 3) with developmental delays or disabilities by assessing needs, determining eligibility, and developing Individualized Family Service Plans (IFSPs).
- Early Childhood Ages 3-5 based on service time
Early Childhood providers assess eligibility for services, develop and implement IEPs, and provide specialized instruction in classrooms/community settings.
- Teacher of the Deaf & Hard of Hearing based on service time
Deaf and Hard of Hearing Services are provided to students birth to age 21 whose hearing loss impacts skills in communication, language, educational performance, or social competency.
- SPED Final Financial Reports
ESU 11 will complete SPEDFRS reporting on behalf of the districts in which the ESU 11 Director of Special Education serves as the district's Director of Special Education only. This relates to SPEDFRS reporting due within the time frame of this MSA (MSA for the current school year would reflect ESU 11 completing the district's SPEDFRS for the previous year.)

4. Services shall be provided only to children who qualify for such service as specified in State Department of Education, Special Education Rules and Regulations.

5. ESU 11 shall supply to the DISTRICT a copy of the plan of service for each service provided.
6. ESU 11 shall supply recorded information on each child for whom services are contracted. ESU 11 agrees that it will confer with the DISTRICT personnel for purposes of evaluating each child's progress.
7. The placing of a child in said program shall be made by joint decision of ESU 11, the DISTRICT and the parent/s or guardian/s of said child.
8. ESU 11 agrees to perform the services, and the DISTRICT agrees that it will repay in accordance with ESU 11 rate schedule as approved by the Nebraska State Board of Education. This schedule shall be in full force and effect during the school year of 2026-2027 commencing not earlier than August 10, 2026, and ending not later than May 30, 2027.
9. The DISTRICT agrees that its payments will be made quarterly upon receipt of billings from ESU 11 in December, March, June, and August. The first three quarterly bills shall each reflect 1/4 of the estimated cost with the final quarterly billing adjusted to actual cost.
10. It is understood and agreed that in the event for any reason this contract does not comply with the State's requirements, it will be changed in accordance therewith, upon written notice by ESU 11 to the DISTRICT and advising the DISTRICT of the required changes to meet State requirements.

The DISTRICT wishes to contract for the special education services as selected.

TITLE I SERVICES

Title I Cooperative

1. ESU 11 Title I Consultant provides compliance support and assists Title I Staff in preparing for monitoring visits and other required reports. The schools are also supported by contact with the Title I Staff through e-mails and school visits. ESU 11's fee is 6% of the DISTRICT'S Title I allocation for the fiscal year.



Participate in ESU 11 Title I Cooperative



The DISTRICT wishes to contract for the Title I services as selected.

NURSING SERVICES

On-Call Nursing Services

Cost

On-Call Nursing Services

\$35/hour

On-call nursing services may include: immunization records, medical trainings, health talks and plans, head lice checks, etc.

Student Health Appraisals

Cost

1. A Certificated School Nurse assigned by ESU 11 to administer individual student health appraisals at the locations of the DISTRICT'S elementary and secondary attendance centers at a mutually agreed upon time during the months of September - April. The student health appraisals and all related reports will be completed by a certificated School Nurse employed by ESU 11 in accordance with the requirements of the Nebraska State Department of Education and the Nebraska State Department of Health.

Student Health Appraisals

\$10.50 per appraisal

The DISTRICT wishes to contract for the nursing services as selected.

SIGNATURE PAGE

IN WITNESS WHEREOF, the parties have caused this Agreement to be executed by their duly authorized officers.

FOR School District

I certify that I have checked the relevant boxes above to indicate the services in which the DISTRICT wishes to participate.

OR

I certify that the DISTRICT wishes to participate in ALL of the above services.

Jon Davis
Signature

2-9-26
Date

Jon Davis
Print Name

Superintendent
Title

FOR THE EDUCATIONAL SERVICE UNIT #11

John Poppert, Administrator

Date



76 Plaza Boulevard PO Box 850 Kearney NE 68848-0850
308.237.5927 Fax 308.237.5920

Our focus is on serving you!

DATE: January 6, 2026
TO: Superintendents
FROM: Jean Anderson, Special Education Director
SUBJECT: Special Education Contract and Cooperative Service Agreements

A Special Education Contract for the 2026-2027 school year is enclosed for you to sign and return. The signature does not need to be notarized; however, your board should officially authorize the services at the next board meeting. This contract includes Speech Therapy Services. If your district contracts for this service, it will be indicated on the enclosed Schedule A. Also, enclosed are the cooperative service agreements for Deaf Education Services, Psychology Services, Audiology Services, Physical Therapy, Occupational Therapy, Vision Services, Orientation and Mobility, Mental Health and Vocational Services if you contract for these services. **Please sign and date all of the cooperative service agreements and the contract and return them along with Schedule A to me no later than March 1, 2026.** The ESU board will approve the contract, and a copy will be returned to you.

If you contract for ESU 10 special education staff but are not a part of the supervision cooperative, the service unit has an obligation to evaluate and supervise the special education staff that we employ and the programs in which they work, all districts that contract for staff will need to contribute to the supervision cooperative. For districts with their own special education supervisors, these costs are minimal and will be adjusted to account for staff supervision only and will not include charges for other supervision services. Please let me know if you have questions about this change. It will appear on your schedule A as a nominal percentage of supplemental supervision services.

Schedule A (enclosed) are the services and FTE provided for the 2025-26 school year and the anticipated service for the 2026-27 school year. If you would like more information on any of the services that you do not currently participate in, please contact me. If for any reason your district intends to request a change to the service or FTE for 2026-27, **please make note of the change on the Schedule A**, sign and return it to me as part of the contract. The cost of services will be approximately 5% above the current year. A description of all services provided is available upon request.

Schedule B (enclosed) is a brief description of how each service is billed and the rationale for the different billing categories we use. Again, if you have any questions, please do not hesitate to contact me.

To recap, you need to return to ESU 10:

1. The Special Education Contract (1 contract, **sign back page**)
2. Schedule A (1 form, **sign on front**)
3. Cooperative Program Agreements (1 to 9 forms, **sign on front**)

Approval by both boards indicate agreement and cannot be changed for the 26-27 school year after they have been approved.

Please feel free to contact me if you have any questions.
Enclosures

Schedule B

Special Education Services are billed in 4 different ways. They are explained below including the rationale for the way the different services are billed.

FTE

Speech Language Pathology (SLP) is billed by FTE. The FTE amount is calculated by taking the total budget for the SLP program and dividing it by the amount of SLP FTE employed by the service unit for that fiscal year. Districts are billed based on the percentage of FTE they contract for.

Rationale for billing it this way: Historically, districts have requested a specific number of days of SLP time according to their districts' needs and duties of their SLP. Billing by FTE guarantees that they are able to secure the time they desire. SLPs spend more consistent time in a district than other disciplines.

ADM

Audiology, Physical Therapy, Occupational Therapy, School Psychology, and Supervision are billed as cooperative programs. This means that the programs are joined by school districts and the cost of the program is billed to the school district based on their Average Daily Membership (ADM) as submitted annually to NDE.

Rationale for billing this way: The needs in these programs ebb and flow as often as week by week so billing them in this manner means that districts can have their needs met as they come up without budget adjustments week by week. It allows for flexibility for districts and ESU staff to respond more immediately to whatever needs arise. Logically, a district with more students is going to have more needs so they have more time in the staff member's schedule. Because districts pay based on ADM, larger districts will have higher charges and smaller districts will have lower charges.

Per Student

Deaf Education (DHH), Vision Education (VI), and Orientation & Mobility (O&M) are billed on a per student cost according to the caseload of the provider. The budget or costs for the month are divided by the number of students on a service provider's caseload and that gives us the per student cost. The per student cost is multiplied by the number of students on the caseload in that specific district and then billed to the district.

Rationale for billing this way: Students who are DHH, VI, or have O&M needs are a very low incidence disability so there is not a need to bill by FTE and it is inequitable to bill by ADM. The low incidence of these disabilities and the size of ESU 10 districts make it unlikely that statistically it would fit the ADM pattern so we bill these programs on a per student basis to the districts who need the service.

Day(s)/Week

Mental Health Therapy is currently the only program that is billed on a day(s) per week basis. For a district that contracts for the three programs of SLP, OT and PT from the service unit, their cost is \$11,000 for the year for 1 day per week. If a district contracts with ESU 10 for one or two of these programs, their cost is \$16,000 for the year for 1 day per week. If a district does not contract for any of the three programs, their cost is \$21,000 for the year for 1 day per week.

Rationale for billing this way: ESU 10 supplements the cost of the Mental Health Therapy Program with Medicaid in Public Schools (MIPS) dollars to keep costs as low as possible for school districts. The services provided by SLPs, OTs, and PTs are the highest source of income for MIPS dollars so districts that contract for these services are supplemented at a higher rate by having lower costs for the Mental Health Supports. 25-26 is the only year Mental Health therapy costs increased.

**EDUCATIONAL SERVICE UNIT 10
CONTRACT FOR
SPECIAL EDUCATION SERVICES**

THIS AGREEMENT, made and entered into this 5th day of January, 2026, by and between **EDUCATIONAL SERVICE UNIT 10** of the State of Nebraska hereinafter called "**SERVICING AGENCY,**" and **Alma Public Schools**, called "**DISTRICT.**"

WITNESSETH:

The District does hereby agree to hire the Servicing Agency to service its age-eligible students with disabilities during the school year 2026-27, and the Servicing Agency agrees to act as such Servicing Agency, for the consideration and under the terms and conditions as hereinafter set forth:

1. A description of the program of special education and related services to be provided to District students shall be as set forth in Schedule "A" hereto attached, including full-time equivalency (FTE) provided in 2025-26 and anticipated in 2026-27 unless district notifies servicing agency otherwise.
2. The District shall pay the Servicing Agency for said special education and related services in accordance with Schedule A. This Schedule shall be in full force and effect during the school year of 2026-27, commencing not earlier than August 1, 2026, and ending not later than August 20, 2027. The total dollar amount of this contract will be submitted to the district on or before July 1, 2026, or as soon as the budgets are set for the Servicing Agency, whichever is later.
3. The District agrees that the costs for the actual services rendered will be reconciled by the Service Agency, and the amount payable for those special education services to be delivered by the Servicing Agency shall be paid in full. All programs and services will be billed based on the actual services delivered as outlined in Schedule A, based on the structure in Schedule B.
4. The District agrees that the amount payable for special education services the first month of the school year will be one-tenth (1/10) of the budgeted cost with payment due on or before October 16, 2026.
5. The Servicing Agency agrees to bill the District for the actual cost of special education services rendered and to reconcile prior overpayment or underpayment based on actual services rendered.
6. The Servicing Agency agrees to provide the District with the final billing, a complete reconciliation of the actual costs of services rendered, and the actual rate for cost of services. The final billing to the District shall serve as a final reconciliation of the amount of payment previously agreed upon in item two of this contract.
7. The District agrees that the final billing for special education services submitted to the District by the Servicing Agency for actual services rendered during the contract period shall be considered as an amendment to the original contract and shall be included in full by this reference. If the District does not dispute any of the amounts or services contained in the final billing within 30 days, the parties agree that it will be incorporated in full as an amendment to this contract.
8. Special education programs or services which extend beyond the regular school year will be provided by the Servicing Agency upon request by the District. Extended programs shall be covered by separate contract.
9. It is further agreed that in the event the District does not pay the Servicing Agency as herein set forth, the Servicing Agency may cancel this contract and refuse further service. In the event of such Cancellation, the Servicing Agency may recover any past due amounts and exercise any other rights that may exist by law.
10. The Servicing Agency shall record and supply to the District, upon request, information on each child for whom services are contracted, including time-and-effort logs detailing the services provided, the name of the provider, the duration of the services, and the date on which services were provided. The Servicing Agency agrees to confer with the District for purposes of evaluating such child's progress and the District's compliance with applicable laws.

11. The Servicing Agency shall assist the District with the preparation of plan and budget, financial reports and other procedures, artifacts, and obligations required by NDE Rule 51 or 52.
12. The District and the Servicing Agency agree to abide by the mandated procedures for identification, verification, placement, development of the individualized program, inspection and review of student records, and other requirements as specified in NDE Rules 51 and 52, Regulations and Standards for Special Education Programs, Nebraska State Department of Education, and the current Federal Regulations implementing IDEA.
13. The District hereby agrees that changes or modifications in the program or children served shall be mutually agreed upon before said change or modifications are implemented.
14. Should the Servicing Agency be unable to render the services contracted because of the Servicing Agency's inability to employ personnel who meet the criteria for employment of the Servicing Agency and/or the certification requirements of the State of Nebraska, or for other reasons which are determined by the Servicing Agency to be valid, the Servicing Agency has no obligation to provide services contracted for but not provided or reimburse the District for any additional cost incurred to procure those services. The Servicing Agency values its collaborative relationship with the District and will give reasonable efforts to assist the District in procuring those services. The District will be notified no later than September 1, 2026 of the Service Agency's inability to provide any services under this contract.
15. The District agrees that any act intentionally and unilaterally done which may cause litigation against the Servicing Agent shall be defended at the sole expense of the District and any damages assessed against the District for the Servicing Agency or either of them shall be borne entirely by the District. This paragraph shall not operate to indemnify or relieve the Servicing Agency of any liability otherwise attaching to it under any applicable state or federal law, nor to any action undertaken by the District in the provision of special education services or related services which are undertaken in consultation with the Servicing Agency or in a good faith effort by the District to comply with lawful obligations of the District.
- 16. The District agrees that in the event the District desires to change the services provided by this contract for a subsequent year whether by change in full-time equivalency, staffing, change in percentage FTE of any area of endorsement held by personnel presently assigned to the District, or to eliminate any program or service being provided pursuant to this contract, the District shall notify the Servicing Agency administrator in writing of such requested change on or before March 1, 2026 (next preceding the starting date of the school year to be affected by any changes) as are described in this paragraph.**
- 17. The District agrees that in the event that no such written notice is made to the Servicing Agency on or before March 1, that the Servicing Agency shall be entitled to assume that the District desires the same FTE in all areas of endorsement, certification or other qualification, and in all programs it had through this contract with the Servicing Agency, including in Schedule A. In the event the District should later notify the Servicing Agency of a diminished request for FTE in any area of endorsement, certification or other qualification, or in any program or service provided by this contract, the Servicing Agency shall use its best effort to find other employment for such affected personnel, provided, however, that in the event such personnel cannot be reassigned and to the extent that such personnel constitute a cost to the Servicing Agency that cannot be passed through by way of contract or otherwise, the District agrees to pay any cost incurred by the Servicing Agency for such personnel.**
18. This contract may be renegotiated or amended by mutual agreement.

ACCEPTED FOR ALMA PUBLIC SCHOOL AS **DISTRICT**

THIS 9th DAY OF February 2026

BY Jon Dennis
President or Secretary of Board

ACCEPTED FOR **EDUCATIONAL SERVICE UNIT 10** AS SERVICING AGENCY

THIS ___ DAY OF _____ 2026

BY _____

Secretary of the Board of Education, ESU 10

Schedule A

EDUCATIONAL SERVICE UNIT 10 BUDGET FORM
2026-2027
Agency Code--950010

District Name: Alma Public Schools

Contracted Reimbursable School Age Services	NDE Service Code	2025-26 Percent Per District	2026-27 Percent Per District
Speech Teacher School Age - Secondary	4001		
Speech Teacher School Age - Elementary			
SpEd Supplemental Super School Age - Secondary	0001		0.10
SpEd Supervision School Age - Elementary			
D/E Audiology School Age - Secondary	1003		
D/E Audiology School Age - Elementary			
Deaf Education Services School Age - Secondary	2014		
Deaf Education Services School Age - Elementary			
D/E Psychology School Age - Secondary	1002		
D/E Psychology School Age - Elementary			
Occupational Therapy School Age - Secondary	4006		
Occupational Therapy School Age - Elementary			
Physical Therapy School Age - Secondary	4005		
Physical Therapy School Age - Elementary			
Vision Services School Age - Secondary	2008		
Vision Services School Age - Elementary			
Orientation & Mobility - Secondary	4048		
Orientation & Mobility - Elementary			
Vocational	4012		
Licensed Mental Health Provider Service - Secondary			
Licensed Mental Health Provider Service- Elementary			


Contracted Nonreimbursable Preschool Services		2025-26 Percent Per District	2026-27 Percent Per District
Speech Teacher Ages 3 - 4	4001		
Speech Teacher Birth - 2			
SpEd Supervision Ages 3 - 4	0001		
SpEd Supervision Birth - 2			
D/E Audiology Ages 3 - 4	1003		
D/E Audiology Birth - 2			
Deaf Education Services Ages 3 - 4	2014		
Deaf Education Services Birth - 2			0.0217
D/E Psychology Ages 3 - 4	1002		
D/E Psychology Birth - 2			
Occupational Therapy Ages 3 - 4	4006		
Occupational Therapy Birth - 2			
Physical Therapy Ages 3 - 4	4005		
Physical Therapy Birth - 2			
Vision Services Ages 3 - 4	2008		
Vision Services Birth - 2			
Orientation & Mobility - 3 - 4	4048		
Orientation & Mobility - Birth - 2			

Jon Davis
signature of authorized school representative


NEBRASKA DEPARTMENT OF EDUCATION SPECIAL EDUCATION
COOPERATIVE PROGRAM AGREEMENT
SCHOOL YEAR 2026-2027

Cooperative Program Name: ESU 10 Supplement Supervision Cooperative

Part V:

NAME OF ADMINISTRATIVE AGENCY:	Educational Service Unit 10	School District or ESU ESU Number 950010
Address:	P.O. Box 850 Kearney, NE 68848	
Phone:	308-237-5927	
Name / Title of Administrative Agency Representative:	Dr. Melissa Wheelock, Administrator	
Name / Title of Contact Person:	Jean Anderson, Special Education Director	
Address:	Same	
Phone:	Same	
Signature:	 Administrative Agency	Date: 02 / 03 / 2026


Part VI:

Cooperative Program Participant:	Alma Public School	School District or ESU Number: 42-0002
Address:	PO Box 170 Alma, NE 68920-0170	
Phone:	308-928-2131	
Name / Title of Cooperative Program Participant Representative:	Jon Davis, Superintendent	
Name / Title of Contact Person:	Same	
Address:	Same	
Phone:	Same	
Signature:	 Cooperative Program Participant Representative	Date: 2-9-26


NEBRASKA DEPARTMENT OF EDUCATION SPECIAL EDUCATION
COOPERATIVE PROGRAM AGREEMENT
SCHOOL YEAR 2026-2027

Cooperative Program Name: ESU 10 Deaf Education Cooperative

Part V:

NAME OF ADMINISTRATIVE AGENCY:	Educational Service Unit 10	School District or ESU Number	950010
Address:	P.O. Box 850 Kearney, NE 68848		
Phone:	308-237-5927		
Name / Title of Administrative Agency Representative:	Dr. Melissa Wheelock, Administrator		
Name / Title of Contact Person:	Jean Anderson, Special Education Director		
Address:	Same		
Phone:	Same		
Signature:	 Administrative Agency	Date:	02 / 03 / 2026

Part VI:

Cooperative Program Participant:	Alma Public School	School District or ESU Number:	42-0002
Address:	PO Box 170 Alma, NE 68920-0170		
Phone:	308-928-2131		
Name / Title of Cooperative Program Participant Representative:	Jon Davis, Superintendent		
Name / Title of Contact Person:	Same		
Address:	Same		
Phone:	Same		
Signature:	 Cooperative Program Participant Representative	Date:	2-9-26

Students

Graduation

To participate in commencement exercises or receive a Alma Public Schools diploma, a student must fully complete all requirements for graduation prior to the official commencement exercises, and complete other administrative requirements or conditions. Students who graduate from Alma Public Schools must accumulate 240 hours. The total graduation requirements must include the following core curriculum:

English	40	Semester Hours
Math	30	Semester Hours
Science	30	Semester Hours
Social Studies	30	Semester Hours
(10 in American History and 10 in American Government and one other Social Studies course)		
Physical Education	10	Semester Hours
Keyboarding/Computer Literacy	5	Semester Hours
Personal finance or financial literacy	5	Semester Hours
Required	150	Semester Hours
Electives	90	Semester Hours

In addition, every student must complete at least one five-credit high school course in personal finance or financial literacy prior to graduation. Each student shall also complete and submit a Free Application for Federal Student Aid prior to graduation, unless the required opt-out form is completed by either: (1) the student’s parent or legal guardian; (2) the Principal, if the Principal determines that good cause exists not to require the student to complete the FAFSA; or (3) an emancipated student or student of at least 19 years of age.

Legal Reference: Neb. Rev. Stat. Sec. 79-729
 Neb. Rev. Stat. Sec. 79-3003
 NDE Rule 10

Date of Adoption: [5/13/2024]

SCHOLASTIC INFORMATION

Alma Secondary Course Offerings

JH Core Curriculum

English 7
Math 7
Social Studies 7
Science 7
English 8
Science 8
Pre-Algebra or *Algebra I
*for high school credit/ HS GPA

JH Exploratory/ Electives

JH Art
JH Physical Education
JH Music
JH Spanish
JH Keyboarding
Home Ec 7-8
Shop 7
Ag 8

High School Graduation Required Classes

9th Grade:

English 9
PE/Health
Science 9
Algebra 1/ Geometry

10th Grade:

English 10
Biology
Algebra 2/ Geometry

11th Grade:

English 11
American History
Chemistry or Science 11 or Physics
Algebra 2/ Applied Math II/Advanced Math

12th Grade:

English 12 or College English
(Dual Credit – 5 credits) +
English 12 (5 credits)
Government

Other Required Classes

World History or World Geography or Economics (taken 9th or 10th grade)
Introduction to Technology Fundamentals/Personal Finance (taken 9th or 10th grade)

NEBRASKA DEPARTMENT OF EDUCATION
SCHOOL FINANCE & ORGANIZATION SERVICES

A1

2026/27 MODEL OF STATE AID UNDER CURRENT
STATUTE ON FEBRUARY 5, 2026 CALCULATED BY SYSTEM

LER : 1.0

SYSTEM COUNTY/DISTRICT NUMBER	DISTRICT NAME	FORMULA NEEDS	YIELD FROM LOCAL EFFORT RATE	NET OPTION FUNDING	INCOME TAX REBATE	OTHER RECEIPTS	COMMUNITY ACHIEVEMENT PLAN AID	FOUNDATION AID INCLUDED IN RESOURCES	TOTAL RESOURCES	EQUALIZATION AID	FOUNDATION AID OUTSIDE OF RESOURCES	TOTAL STATE AID CALCULATED
37-0030-000	ELWOOD PUBLIC SCHOOLS	4,733,975	8,688,473	0	45,336	778,133	0	180,700	9,692,642	0	120,467	346,503
38-0011-000	HYANNIS AREA SCHOOLS	4,109,306	8,494,256	131,891	27,185	493,920	0	131,875	9,279,127	0	87,917	378,868
39-0060-000	CENTRAL VALLEY PUBLIC SCHOOLS	6,739,436	11,216,192	0	39,637	1,487,691	0	285,521	13,009,041	0	177,014	482,172
40-0002-000	GRAND ISLAND PUBLIC SCHOOLS	139,925,416	53,635,329	0	1,262,614	23,631,879	0	8,194,016	86,723,838	53,201,578	5,462,677	68,120,885
40-0082-000	NORTHWEST PUBLIC SCHOOLS	19,856,132	13,707,997	9,210,416	151,047	2,429,948	0	1,279,761	26,779,169	0	853,174	11,494,398
40-0083-000	WOOD RIVER RURAL SCHOOLS	8,881,202	10,203,942	0	98,609	1,875,493	0	405,197	12,583,241	0	270,131	773,937
40-0126-000	DONIPHAN-TRUMBULL PUBLIC SCHS	8,688,560	9,380,175	582,520	119,823	1,451,053	0	450,244	11,983,815	0	300,162	1,452,749
41-0002-000	GILTNER PUBLIC SCHOOLS	4,881,289	4,853,348	593,511	23,619	660,953	0	182,178	6,313,609	0	121,452	920,760
41-0091-000	HAMPTON PUBLIC SCHOOL	4,177,690	4,811,470	615,493	28,566	517,641	0	155,826	6,128,996	0	103,884	903,769
41-0504-000	AURORA PUBLIC SCHOOLS	17,187,757	23,057,688	0	255,816	4,238,783	0	1,040,897	28,599,184	0	693,932	1,990,645
42-0002-000	ALMA PUBLIC SCHOOLS	7,826,979	5,743,103	813,330	47,257	1,316,175	0	325,670	8,245,535	0	217,113	1,403,370
43-0079-000	HAYES CENTER PUBLIC SCHOOLS	3,847,057	5,024,662	0	14,228	390,702	0	120,763	5,550,355	0	80,508	215,499
44-0070-000	HITCHCOCK CO SCH SYSTEM	5,710,859	5,523,589	0	34,271	886,684	0	237,991	6,682,535	0	158,661	430,923
45-0007-000	O'NEILL PUBLIC SCHOOLS	13,140,525	15,914,176	0	137,446	3,418,892	0	678,688	20,149,202	0	452,459	1,268,593
45-0044-000	STUART PUBLIC SCHOOLS	4,135,700	2,532,716	274,774	25,972	484,159	0	155,603	3,473,224	662,476	103,735	1,222,560
45-0137-000	CHAMBERS PUBLIC SCHOOLS	3,468,072	4,156,933	43,964	15,751	371,393	0	110,228	4,698,269	0	73,486	243,429
45-0239-000	WEST HOLT PUBLIC SCHOOLS	8,185,091	14,328,660	0	57,561	1,536,406	0	351,613	16,274,240	0	234,409	643,583

Note: Due to missing Federal Poverty data for the 2024/25 school year, model was calculated using 2023/24 numbers.
S:\State Aid Certification 2026-27\Original Statute

NEBRASKA DEPARTMENT OF EDUCATION
SCHOOL FINANCE & ORGANIZATION SERVICES
2026/27 State Aid Formula Needs, Allowances, and Adjustments on February 5, 2026

System County/ District Number	District Name	Formula Needs	Need Stabilization	Special Receipts Allowance	Transportation Allowance	Poverty Allowance	LEP Allowance	DETA Allowance	Elementary Site Allowance	Summer School Allowance	Focus School Allowance	Community Achievement Allowance	Non Qualified LEP	Basic Funding	System Averaging Adjustment	Student Growth Adjustment	New School Adjustment	Poverty Correction Adjustment	LEP Correction Adjustment	Student Growth Correction	
7-0595-000	NORTH BEND CENTRAL PUBLIC SCH	9,576,078	(350,556)	956,866	253,466	0	0	0	0	1,886	0	0	0	8,714,416	0	0	0	0	0	0	0
5-0001-000	OMAHA PUBLIC SCHOOLS	795,017,191	0	70,225,783	12,386,454	90,978,484	37,654,724	4,920,364	0	14,195,433	245,585	8,201,001	0	550,541,881	5,667,482	0	0	0	0	0	0
9-0010-000	ELKHORN PUBLIC SCHOOLS	149,567,786	0	14,961,086	1,546,771	280,990	1,078,143	123,706	0	527,703	0	22,986	0	123,761,949	3,379,511	1,002,489	2,749,795	0	0	0	132,657
9-0015-000	DOUGLAS CO WEST COMMUNITY SCH	15,969,367	0	1,926,222	433,774	138,236	55,514	15,591	0	1,572	0	3,277	0	13,395,181	0	0	0	0	0	0	0
9-0017-000	MILLARD PUBLIC SCHOOLS	286,706,811	0	30,309,902	1,578,716	4,037,500	2,550,000	291,658	0	1,448,886	0	111,409	0	243,858,517	4,172,543	0	0	0	0	0	(1,652,320)
9-0054-000	RALSTON PUBLIC SCHOOLS	49,029,730	0	5,264,568	645,830	4,016,468	1,383,524	177,703	0	0	0	263,635	0	37,278,002	0	0	0	0	0	0	0
9-0059-000	BENNINGTON PUBLIC SCHOOLS	55,101,605	0	4,484,757	553,895	86,879	215,710	18,597	0	155,929	0	5,117	0	48,348,122	765,243	305,013	0	0	0	0	162,353
9-0066-000	WESTSIDE COMMUNITY SCHOOLS	85,569,732	0	13,514,534	940,644	1,247,017	889,648	0	0	271,756	0	36,136	0	67,373,712	1,298,285	0	0	0	0	0	0
9-0117-000	DUNDY CO STRATTON PUBLIC SCHS	5,720,884	0	299,800	337,183	221,201	28,314	26,007	0	0	0	0	0	4,810,379	0	0	0	0	0	0	0
9-0025-000	FILLMORE CENTRAL PUBLIC SCHS	10,437,428	0	2,024,744	313,470	0	0	10,140	0	0	0	0	0	8,089,074	0	0	0	0	0	0	0
9-0054-000	SHICKLEY PUBLIC SCHOOLS	3,808,940	0	440,051	75,850	0	0	8,160	0	0	0	0	0	3,284,879	0	0	0	0	0	0	0
1-0569-000	FRANKLIN PUBLIC SCHOOLS	5,563,689	0	601,247	172,850	40,006	0	16,398	0	0	0	0	0	4,734,744	0	0	0	0	0	0	(1,556)
2-0046-000	MAYWOOD PUBLIC SCHOOLS	4,213,886	73,057	217,396	196,168	64,175	0	5,239	0	0	0	0	0	3,857,951	0	0	0	0	0	0	0
2-0094-000	EUSTIS-FARNAM PUBLIC SCHOOLS	4,304,582	0	303,465	242,846	0	0	0	0	0	0	0	0	3,758,271	0	0	0	0	0	0	0
2-0125-000	MEDICINE VALLEY PUBLIC SCHOOLS	4,736,536	0	368,905	311,183	121,912	0	38,807	0	0	0	0	0	3,895,731	0	0	0	0	0	0	0
3-0016-000	ARAPAHOE PUBLIC SCHOOLS	6,022,281	0	507,962	142,690	86,700	0	5,027	0	7,459	0	0	0	5,254,733	0	0	0	0	0	0	0
3-0021-000	CAMBRIDGE PUBLIC SCHOOLS	5,537,651	0	468,777	169,232	24,541	0	13,106	0	0	0	0	0	4,861,892	0	0	0	0	0	0	0
3-0540-000	SOUTHERN VALLEY SCHOOLS	7,954,052	0	810,826	303,083	0	0	130	0	0	0	0	0	6,843,013	0	0	0	0	0	0	0
4-0001-000	SOUTHERN SCHOOL DISTRICT 1	7,052,770	(15,548)	708,178	115,099	366,478	0	18,104	0	0	0	0	0	5,728,986	0	0	0	0	0	0	0
4-0015-000	BEATRICE PUBLIC SCHOOLS	28,249,586	0	3,817,020	585,067	1,794,871	60,350	0	0	129,674	0	0	0	21,862,604	0	0	0	0	0	0	0
4-0034-000	FREEMAN PUBLIC SCHOOLS	8,025,683	0	432,494	260,562	18,975	0	0	0	0	0	0	0	7,484,081	0	0	0	0	0	0	(168,449)
4-0100-000	DILLER-ODELL PUBLIC SCHOOLS	5,430,875	0	443,761	266,655	0	0	38,508	0	0	0	0	0	4,681,951	0	0	0	0	0	0	0
5-0001-000	GARDEN COUNTY SCHOOLS	5,632,884	0	508,790	73,552	415,439	9,129	36,020	0	0	0	0	0	4,491,154	0	0	0	0	0	0	(1,400)
9-0100-000	BURWELL PUBLIC SCHOOLS	5,110,686	0	362,934	56,843	0	0	12,756	0	0	0	0	0	4,678,151	0	0	0	0	0	0	0
7-0030-000	ELWOOD PUBLIC SCHOOLS	4,733,975	(71,601)	293,908	207,170	45,050	0	15,298	0	0	0	0	0	4,244,150	0	0	0	0	0	0	0
9-0011-000	HYANNIS AREA SCHOOLS	4,109,306	0	234,201	327,981	0	0	49,268	0	0	0	0	0	3,467,856	0	0	0	0	0	0	0
9-0060-000	CENTRAL VALLEY PUBLIC SCHOOLS	6,739,436	0	1,038,494	457,967	76,500	0	12,963	0	0	0	0	0	5,163,782	0	0	0	0	0	0	0
9-0002-000	GRAND ISLAND PUBLIC SCHOOLS	139,925,416	0	13,490,645	114,196	15,497,540	9,907,228	0	0	0	0	0	0	98,746,387	2,169,420	0	0	0	0	0	0
9-0082-000	NORTHWEST PUBLIC SCHOOLS	19,856,132	0	1,365,285	235,518	0	0	35,819	1,331,484	0	0	0	0	16,888,016	0	0	0	0	0	0	0
9-0083-000	WOOD RIVER RURAL SCHOOLS	5,881,202	0	930,506	278,604	203,759	131,916	7,010	0	0	0	0	0	7,287,941	0	40,469	0	0	0	0	0
9-0126-000	DONIPHAN-TRUMBULL PUBLIC SCHS	8,888,680	0	772,184	212,983	0	0	4,940	0	0	0	0	0	7,701,078	0	0	0	0	0	0	(2,635)
1-0002-000	GILTNER PUBLIC SCHOOLS	4,883,288	0	396,324	170,709	0	0	0	0	0	0	0	0	4,314,256	0	0	0	0	0	0	0
1-0091-000	HAMPTON PUBLIC SCHOOL	4,177,690	0	320,877	108,872	1,275	0	8,637	0	0	0	0	0	3,738,029	0	0	0	0	0	0	0
1-0904-000	AURORA PUBLIC SCHOOLS	17,187,757	0	2,072,077	326,830	43,350	44,383	18,037	0	0	0	0	0	14,683,080	0	0	0	0	0	0	0
2-0002-000	ALMA PUBLIC SCHOOLS	7,826,979	(197,097)	775,059	216,094	201,970	0	11,047	0	26,103	0	0	0	6,793,803	0	0	0	0	0	0	0
3-0079-000	HAYES CENTER PUBLIC SCHOOLS	3,847,057	0	161,474	162,223	132,724	22,579	19,550	0	0	0	0	0	3,348,507	0	0	0	0	0	0	0
4-0070-000	HITCHCOCK CO SCH SYSTEM	5,710,859	0	449,622	245,592	143,216	0	16,306	0	0	0	0	0	4,913,441	0	0	0	0	0	0	0
5-0007-000	O'NEILL PUBLIC SCHOOLS	13,140,525	0	1,371,884	208,619	426,184	262,650	18,335	0	1,258	0	0	0	10,851,895	0	0	0	0	0	0	0
5-0044-000	STUART PUBLIC SCHOOLS	4,135,700	47,494	262,101	16,150	110,644	0	13,418	0	0	0	0	0	3,685,693	0	0	0	0	0	0	0

Note: Due to missing Federal Poverty data for the 2024/25 school year, model was calculated using 2023/24 numbers.

NEBRASKA DEPARTMENT OF EDUCATION
SCHOOL FINANCE & ORGANIZATION SERVICES

A4

COMPARISON OF 2026/27 STATE AID MODEL UNDER CURRENT
STATUTE TO PRIOR YEAR CALCULATED AID

SYSTEM / COUNTY DISTRICT NUMBER	DISTRICT NAME	25/26 FORMULA NEEDS	25/26 STATE AID TOTAL CALCULATED	26/27 STATE AID TOTAL CALCULATED	DIFFERENCE BETWEEN 26/27 AND PRIOR YEAR	PERCENT STATE AID CHANGE AS A PERCENT OF FORMULA NEED FOR 26/27 STATE AID	PERCENT CHANGE IN ADJUSTED VALUATION	GENERAL FUND LEVY
32-0046-000	MAYWOOD PUBLIC SCHOOLS	4,222,866	770,557	532,767	(237,790)	(5.63)	11.84	0.82
32-0095-000	EUSTIS-FARNAM PUBLIC SCHOOLS	3,990,894	275,341	281,699	6,358	0.16	12.91	0.65
32-0125-000	MEDICINE VALLEY PUBLIC SCHOOLS	4,393,833	568,598	300,825	(267,773)	(6.09)	13.74	1.03
33-0018-000	ARAPAHOE PUBLIC SCHOOLS	5,726,484	532,524	489,865	(42,659)	(0.74)	12.61	0.61
33-0021-000	CAMBRIDGE PUBLIC SCHOOLS	4,985,468	804,085	941,060	136,975	2.75	13.55	0.77
33-0540-000	SOUTHERN VALLEY SCHOOLS	7,530,879	616,491	594,062	(22,429)	(0.30)	12.21	0.60
34-0001-000	SOUTHERN SCHOOL DIST 1	7,697,232	1,859,913	526,137	(1,333,776)	(17.33)	22.78	0.84
34-0015-000	BEATRICE PUBLIC SCHOOLS	26,878,842	4,905,844	3,713,956	(1,191,888)	(4.43)	11.44	0.77
34-0034-000	FREEMAN PUBLIC SCHOOLS	7,699,294	1,742,138	1,865,581	123,443	1.60	18.02	0.53
34-0100-000	DILLER-ODELL PUBLIC SCHOOLS	4,974,970	603,271	757,757	154,486	3.11	13.68	0.50
35-0001-000	GARDEN COUNTY SCHOOLS	4,978,478	358,395	373,851	15,456	0.31	8.56	0.36
36-0100-000	BURWELL PUBLIC SCHOOLS	4,865,107	593,951	598,273	4,322	0.09	23.02	0.75
37-0030-000	ELWOOD PUBLIC SCHOOLS	4,228,220	329,002	346,503	17,501	0.41	10.52	0.40
38-0011-000	HYANNIS AREA SCHOOLS	3,875,670	376,341	378,868	2,527	0.67	4.96	0.32
39-0060-000	CENTRAL VALLEY PUBLIC SCHOOLS	6,305,186	490,162	482,172	(7,990)	(0.16)	12.45	0.64
40-0002-000	GRAND ISLAND PUBLIC SCHOOLS	141,489,317	76,090,045	68,120,885	(7,969,160)	(5.63)	7.61	0.79
40-0082-000	NORTHWEST PUBLIC SCHOOLS	18,239,273	10,383,962	11,494,398	1,110,436	6.09	9.90	0.49
40-0083-000	WOOD RIVER RURAL SCHOOLS	8,237,539	751,187	773,937	22,750	0.28	13.19	0.77
40-0126-000	DONIPHAN-TRUMBULL PUBLIC SCHS	7,781,863	929,109	1,452,749	523,640	6.73	10.66	0.73
41-0002-000	GILTNER PUBLIC SCHOOLS	4,745,050	1,205,499	920,760	(284,739)	(6.00)	5.51	0.60
41-0091-000	HAMPTON PUBLIC SCHOOLS	3,905,283	730,682	903,769	173,087	4.43	5.62	0.55
41-0504-000	AURORA PUBLIC SCHOOLS	16,108,515	2,009,250	1,990,645	(18,605)	(0.12)	7.31	0.67
42-0002-000	ALMA PUBLIC SCHOOLS	6,928,714	1,280,828	1,403,370	122,542	1.77	10.74	0.74
43-0079-000	HAYES CENTER PUBLIC SCHOOLS	3,779,303	236,514	215,499	(21,015)	(0.50)	9.79	0.57
44-0070-000	HITCHCOCK CO SCH SYSTEM	5,464,354	431,421	430,923	(498)	(0.01)	10.57	0.74
45-0007-000	O'NEILL PUBLIC SCHOOLS	12,761,930	1,268,558	1,268,593	40	0.00	13.93	0.58
45-0044-000	STUART PUBLIC SCHOOLS	4,146,878	1,595,121	1,222,560	(372,561)	(8.98)	14.79	0.84
45-0137-000	CHAMBERS PUBLIC SCHOOLS	3,340,328	218,132	243,429	25,297	0.76	18.65	0.64
45-0239-000	WEST HOLT PUBLIC SCHOOLS	7,714,929	671,661	643,583	(28,078)	(0.36)	18.55	0.44
46-0001-000	MULLEN PUBLIC SCHOOLS	4,036,784	483,491	541,487	57,996	1.44	8.30	0.40
47-0001-000	ST PAUL PUBLIC SCHOOLS	9,758,562	1,045,357	1,349,385	304,028	3.12	8.11	0.85
47-0100-000	CENTURA PUBLIC SCHOOLS	7,775,107	910,911	853,792	(57,119)	(0.73)	8.82	0.84
47-0103-000	ELBA PUBLIC SCHOOLS	3,251,340	1,218,190	1,118,730	(99,460)	(3.06)	8.69	0.90
48-0008-000	FAIRBURY PUBLIC SCHOOLS	13,820,033	1,369,237	1,318,008	(51,229)	(0.37)	12.08	0.68
48-0300-000	TRI COUNTY PUBLIC SCHOOLS	7,440,376	1,325,923	1,418,058	92,135	1.24	13.84	0.49
48-0303-000	MERIDIAN PUBLIC SCHOOLS	4,374,332	1,205,672	1,100,466	(105,206)	(2.41)	8.86	0.52
49-0033-000	STERLING PUBLIC SCHOOLS	4,227,427	333,480	313,629	(19,851)	(0.47)	19.42	0.68
49-0050-000	JOHNSON CO CENTRAL PUBLIC SCHS	8,539,875	792,253	734,064	(58,189)	(0.68)	17.66	0.78
50-0001-000	WILCOX-HILDRETH PUBLIC SCHOOLS	5,020,972	383,658	365,081	(18,577)	(0.37)	12.79	0.51
50-0501-000	AXTELL COMMUNITY SCHOOLS	5,538,773	985,216	914,311	(70,905)	(1.28)	14.72	0.64
50-0503-000	MINDEN PUBLIC SCHOOLS	11,900,566	1,322,144	1,235,023	(87,121)	(0.73)	12.90	0.55
51-0001-000	OGALLALA PUBLIC SCHOOLS	11,636,763	1,245,808	1,230,810	(14,998)	(0.13)	10.77	0.64
51-0006-000	PAXTON CONSOLIDATED SCHOOLS	4,157,910	727,323	678,499	(48,824)	(1.17)	14.09	0.45
52-0100-000	KEYA PAHA COUNTY SCHOOLS	2,974,372	134,648	144,498	9,850	0.33	15.46	0.40
53-0001-000	KIMBALL PUBLIC SCHOOLS	7,110,326	610,900	624,575	13,675	0.19	26.80	0.62

2026/27 FORMULA STUDENTS IN ASCENDING ORDER
ON FEBRUARY 5, 2026

County	District Number	District Name	Formula Students	Adjusted General Fund Operating Expenditures	Adjusted General Fund Operating Expenditures per Formula Student
76	76-0090-000	EXETER-MILLIGAN-FRIEND PUBLIC SCHOOLS	348.98	7,990,529.00	22,896.97
09	09-0010-000	AINSWORTH COMMUNITY SCHOOLS	351.70	7,450,209.00	21,183.34
10	10-0009-000	ELM CREEK PUBLIC SCHOOLS	352.46	5,296,788.00	15,028.12
54	54-0096-000	CROFTON COMMUNITY SCHOOLS	355.62	5,545,892.00	15,594.80
14	14-0008-000	HARTINGTON NEWCASTLE PUBLIC SCHOOLS	356.21	6,027,583.00	16,921.61
14	14-0054-000	LAUREL-CONCORD-COLERIDGE SCHOOL	358.22	8,584,593.00	23,964.31
84	84-0003-000	STANTON COMMUNITY SCHOOLS	361.00	6,584,345.00	18,238.96
42	42-0002-000	ALMA PUBLIC SCHOOLS	361.86	5,276,812.00	14,582.64
68	68-0020-000	PERKINS COUNTY SCHOOLS	362.71	8,016,439.00	22,101.67
07	07-0010-000	HEMINGFORD PUBLIC SCHOOLS	363.11	7,012,040.00	19,311.06
72	72-0032-000	SHELBY - RISING CITY PUBLIC SCHOOLS	363.29	7,242,619.00	19,936.36
33	33-0540-000	SOUTHERN VALLEY SCHOOLS	366.27	7,484,303.00	20,433.97
63	63-0030-000	TWIN RIVER PUBLIC SCHOOLS	367.97	7,891,121.00	21,444.98
53	53-0001-000	KIMBALL PUBLIC SCHOOLS	372.84	6,993,224.00	18,756.41
18	18-0002-000	SUTTON PUBLIC SCHOOLS	373.32	6,278,792.00	16,818.98
65	65-0011-000	SUPERIOR PUBLIC SCHOOLS	376.88	7,013,575.00	18,609.59
11	11-0014-000	OAKLAND CRAIG PUBLIC SCHOOLS	379.72	5,784,878.00	15,234.55
10	10-0069-000	RAVENNA PUBLIC SCHOOLS	381.23	6,344,595.00	16,642.42
45	45-0239-000	WEST HOLT PUBLIC SCHOOLS	390.68	7,013,817.00	17,952.80
48	48-0300-000	TRI COUNTY PUBLIC SCHOOLS	400.51	7,678,905.00	19,172.88
26	26-0001-000	PONCA PUBLIC SCHOOLS	409.51	6,760,124.00	16,508.03
85	85-0070-000	THAYER CENTRAL COMMUNITY SCHS	410.33	7,225,203.00	17,608.15
87	87-0001-000	PENDER PUBLIC SCHOOLS	419.71	6,019,501.00	14,342.10
02	02-0115-000	SUMMERLAND PUBLIC SCHOOLS	424.68	6,579,245.00	15,492.28
59	59-0080-000	ELKHORN VALLEY SCHOOLS	426.93	7,075,967.00	16,573.91
20	20-0030-000	WISNER-PILGER PUBLIC SCHOOLS	432.86	7,264,339.00	16,782.15
47	47-0100-000	CENTURA PUBLIC SCHOOLS	433.08	7,559,972.00	17,456.42
22	22-0031-000	HOMER COMMUNITY SCHOOLS	442.51	5,777,776.00	13,056.95
49	49-0050-000	JOHNSON CO CENTRAL PUBLIC SCHS	443.26	8,288,876.00	18,699.80
40	40-0083-000	WOOD RIVER RURAL SCHOOLS	450.22	8,798,992.00	19,543.83
80	80-0567-000	CENTENNIAL PUBLIC SCHOOLS	451.15	8,585,490.00	19,030.17
18	18-0501-000	SANDY CREEK SCHOOLS	460.80	7,649,946.00	16,601.55
78	78-0107-000	CEDAR BLUFFS PUBLIC SCHOOLS	467.38	6,396,838.00	13,686.49
13	13-0097-000	ELMWOOD-MURDOCK PUBLIC SCHOOLS	467.55	6,142,626.00	13,137.79
81	81-0010-000	GORDON-RUSHVILLE PUBLIC SCHS	475.00	7,863,963.00	16,555.75
34	34-0034-000	FREEMAN PUBLIC SCHOOLS	483.08	6,434,364.00	13,319.51
78	78-0009-000	YUTAN PUBLIC SCHOOLS	489.02	6,961,618.00	14,235.90
62	62-0063-000	BRIDGEPORT PUBLIC SCHOOLS	490.72	8,355,844.00	17,027.61
40	40-0126-000	DONIPHAN-TRUMBULL PUBLIC SCHS	500.27	7,573,701.00	15,139.20
90	90-0560-000	WAKEFIELD PUBLIC SCHOOLS	500.96	8,083,462.00	16,136.08

Nebraska Department of Education
School Finance & Organizational Services
2026/2027 TEEOSA MODEL OF LB 1038

Note: At the direction of Senator Hughes office this model calculated the Base Levy adjustment using Preliminary Equalization Aid plus Net Option Funding (Net Option Funding is not included in the current version of LB 1038) for the Current Year.

SYSTEM COUNTY/DISTRICT NUMBER	NAME	Valuations	Basic Funding %	BAGR	LER												
		Res/Com: 86%; Ag/Hort: 42%	30%	1.05	0.45	FORMULA NEEDS	Yield from LER	NET OPTION FUNDING	OTHER RECEIPTS	TOTAL RESOURCES	EQUALIZATION AID Option 1 (Needs minus Resources)	EQUALIZATION AID Option 2 (of Base Funding)	Preliminary Equalization Aid	State Aid Prior to Base Levy Adjustment	Base Levy Adjustment	Modeled State Aid	26.27 Modeled TOTAL STATE AID
33-0021-000	CAMBRIDGE PUBLIC SCHOOLS	5,537,651	1,606,187	562,625	867,444	3,036,256	2,501,395	1,458,568	2,001,395	3,064,020	\$597,710	\$2,466,310	\$941,060	\$1,525,250	162.08%		
33-0040-000	SOUTHERN VALLEY SCHOOLS	7,954,052	3,459,035	-	1,402,224	4,861,259	3,092,793	2,052,904	3,092,793	\$158,749	\$2,934,044	\$594,062	\$2,339,982	393.90%			
34-0001-000	SOUTHERN SCHOOL DISTRICT 1	7,052,770	1,859,242	-	1,117,537	2,976,779	4,075,995	1,718,510	4,075,991	\$0	\$4,075,991	\$526,137	\$3,549,854	674.70%			
34-0015-000	BEATRICE PUBLIC SCHOOLS	28,249,586	7,077,797	-	6,435,286	13,513,063	14,736,503	6,558,781	14,736,503	\$2,416,274	\$12,320,229	\$3,713,956	\$8,606,273	231.73%			
34-0034-000	FREEMAN PUBLIC SCHOOLS	8,025,683	2,813,771	1,225,272	1,028,216	5,067,259	2,859,924	2,245,224	2,958,428	4,163,696	\$1,017,790	\$3,165,906	\$1,865,581	\$1,300,325	69.70%		
34-0100-000	DILLER-ODELL PUBLIC SCHOOLS	5,430,875	2,572,619	412,592	945,746	3,930,957	2,009,916	2,004,585	1,499,918	1,912,510	\$188,149	\$1,724,361	\$757,757	\$966,604	127.56%		
35-0001-000	GARDEN COUNTY SCHOOLS	5,532,684	3,230,924	-	911,089	4,142,013	2,377,346	1,390,671	1,390,671	\$599,332	\$791,339	\$417,488	\$1,174,394	111.67%			
36-0100-000	BURWELL PUBLIC SCHOOLS	5,110,686	2,085,490	212,547	672,519	2,970,556	2,200,130	1,403,445	2,140,130	2,352,677	\$0	\$2,352,677	\$598,263	\$1,754,394	293.24%		
37-0030-000	ELWOOD PUBLIC SCHOOLS	4,733,975	3,137,433	-	778,133	3,915,566	2,309,409	1,273,245	1,273,245	\$246,338	\$1,026,907	\$346,503	\$680,404	196.36%			
38-0011-000	HYANNIS AREA SCHOOLS	4,109,306	2,565,865	150,033	493,920	3,209,818	899,668	1,049,357	1,049,357	1,199,390	\$683,922	\$515,468	\$378,868	\$136,600	36.05%		
39-0060-000	CENTRAL VALLEY PUBLIC SCHOOLS	6,739,436	3,326,621	-	1,487,691	4,813,653	1,925,593	1,546,138	1,925,543	\$0	\$1,925,543	\$482,172	\$1,443,371	299.35%			
40-0002-000	GRAND ISLAND PUBLIC SCHOOLS	137,695,711	21,741,849	-	23,631,879	45,385,727	92,521,984	29,665,831	92,521,984	\$0	\$92,521,984	\$68,120,885	\$24,401,099	35.82%			
40-0082-000	NORTHWEST PUBLIC SCHOOLS	19,856,132	4,782,759	10,477,329	2,429,948	2,166,096	5,066,405	5,066,405	15,543,734	\$3,109,563	\$12,434,171	\$11,494,988	\$939,773	8.18%			
40-0083-000	WOOD RIVER RURAL SCHOOLS	8,881,202	3,366,286	-	1,875,493	5,994,789	3,639,421	2,816,382	3,639,421	\$0	\$3,639,421	\$773,937	\$2,865,484	370.25%			
40-0126-000	DONIPHAN-TRUMBULL PUBLIC SCHOOLS	8,688,560	3,044,597	662,647	1,451,053	5,100,257	3,390,263	3,390,263	4,192,910	\$382,935	\$3,809,975	\$1,462,749	\$2,357,226	162.26%			
41-0002-000	GILTNER PUBLIC SCHOOLS	4,881,289	1,450,693	675,150	660,953	2,785,236	2,785,236	1,294,277	2,094,493	2,769,643	\$606,621	\$2,162,022	\$920,760	\$1,241,262	134.70%		
41-0091-000	HAMPTON PUBLIC SCHOOL	4,177,690	1,457,206	700,156	517,641	2,675,002	2,675,002	1,121,409	1,502,688	2,202,844	\$651,918	\$1,550,926	\$903,769	\$647,157	71.61%		
41-0504-000	AURORA PUBLIC SCHOOLS	17,188,109	7,736,615	-	4,238,783	11,975,398	5,212,711	4,405,030	5,212,711	5,212,711	\$0	\$5,212,711	\$1,990,645	\$3,222,066	161.86%		
42-0002-000	ALMA PUBLIC SCHOOLS	7,826,979	1,944,117	925,206	1,316,175	4,185,498	3,641,481	2,038,141	3,641,481	4,566,687	\$1,366,368	\$3,200,319	\$1,403,370	\$1,796,949	128.06%		
43-0079-000	HAYES CENTER PUBLIC SCHOOLS	3,847,077	1,448,312	-	390,702	1,839,014	2,008,043	1,004,552	2,008,043	\$901,898	\$1,106,145	\$215,486	\$890,659	413.33%			
44-0070-000	HITCHCOCK CO SCH SYSTEM	5,710,859	1,812,338	-	866,684	2,699,022	3,011,837	1,447,118	3,011,837	\$794,257	\$2,217,580	\$430,923	\$1,786,657	414.61%			
45-0007-000	O'NEILL PUBLIC SCHOOLS	13,140,525	4,903,608	-	3,418,892	8,322,500	4,818,025	3,256,479	4,818,025	4,818,025	\$460,199	\$4,357,826	\$1,268,593	\$3,089,233	243.52%		
45-0044-000	STUART PUBLIC SCHOOLS	4,135,700	779,754	312,569	484,159	1,576,482	2,559,218	1,105,768	2,559,218	2,871,787	\$339,748	\$2,532,039	\$1,222,560	\$1,309,479	107.11%		
45-0137-000	CHAMBERS PUBLIC SCHOOLS	3,468,072	1,172,590	500,000	371,393	1,593,994	1,674,078	937,649	1,674,078	1,924,089	\$828,860	\$1,095,229	\$243,429	\$851,800	349.92%		
45-0239-000	WEST HOLT PUBLIC SCHOOLS	8,185,091	4,247,927	-	1,536,406	2,708,258	2,400,758	2,107,718	2,400,758	2,400,758	\$454,719	\$1,946,039	\$643,583	\$1,302,456	202.38%		
46-0001-000	MULLEN PUBLIC SCHOOLS	4,367,505	2,382,661	312,563	692,222	3,052,351	970,026	1,104,926	1,104,926	1,417,495	\$397,511	\$1,019,983	\$541,487	\$478,496	88.37%		
47-0001-000	ST PAUL PUBLIC SCHOOLS	10,941,130	2,837,139	-	1,560,035	4,467,155	6,473,975	2,949,343	6,473,975	\$1,942,720	\$4,531,255	\$1,349,385	\$3,181,870	235.80%			
47-0100-000	CENTURA PUBLIC SCHOOLS	7,827,810	2,513,304	150,033	302,517	3,924,754	3,903,056	2,104,586	3,903,056	4,053,089	\$129,005	\$3,924,084	\$853,792	\$3,070,292	359.61%		
47-0103-000	ELBA PUBLIC SCHOOLS	3,339,892	606,258	300,056	300,056	1,159,825	2,180,067	892,454	2,180,067	2,430,123	\$403,532	\$2,026,591	\$1,118,730	\$907,861	81.15%		
48-0008-000	FAIRBURY PUBLIC SCHOOLS	14,454,340	5,300,000	-	3,142,200	8,474,196	5,980,144	3,548,771	5,980,144	\$114,338	\$5,865,806	\$1,318,008	\$4,547,798	345.05%			
48-0300-000	TRI COUNTY PUBLIC SCHOOLS	7,970,997	2,975,679	862,658	1,071,435	5,752,806	2,218,191	2,107,718	2,218,191	3,080,883	\$121,414	\$2,959,469	\$1,541,411	108.70%			
48-0303-000	MERIDIAN PUBLIC SCHOOLS	4,806,504	1,571,524	887,697	501,004	3,110,225	1,696,279	1,276,108	1,696,279	2,583,976	\$553,120	\$2,030,856	\$1,100,466	\$930,390	84.55%		
49-0033-000	STERLING PUBLIC SCHOOLS	4,398,648	1,505,331	-	577,945	2,063,276	2,315,372	1,196,710	2,315,372	\$727,450	\$1,587,922	\$313,629	\$1,274,293	406.31%			
49-0050-000	JOHNSON CO CENTRAL PUBLIC SCHOOLS	8,916,689	3,674,300	-	1,573,269	4,947,569	3,969,120	2,167,506	3,969,120	\$0	\$3,969,120	\$734,064	\$3,235,056	440.70%			
50-0001-000	WILCOX-HILDRETH PUBLIC SCHOOLS	5,072,089	2,000,460	-	818,641	1,289,988	1,324,751	1,324,751	1,324,751	\$0	\$1,324,751	\$365,081	\$959,670	262.86%			
50-0001-000	AXTELL COMMUNITY SCHOOLS	6,176,677	2,200,000	475,106	257,175	3,766,728	2,409,949	1,627,275	2,409,949	\$137,072	\$2,272,883	\$914,311	\$1,333,572	200.55%			
50-0503-000	HINDEN PUBLIC SCHOOLS	12,234,400	5,590,000	-	2,433,022	8,013,455	4,220,945	3,194,407	4,220,945	\$0	\$4,220,945	\$1,235,023	\$2,985,922	241.77%			
51-0001-000	OGALLALA PUBLIC SCHOOLS	12,285,940	6,585,206	-	2,783,031	9,369,029	2,926,911	3,141,401	3,141,401	\$0	\$3,141,401	\$1,230,810	\$1,910,591	155.23%			
51-0006-000	PAXTON CONSOLIDATED SCHOOLS	4,191,326	2,135,161	462,600	612,105	3,209,889	981,457	1,111,377	1,111,377	1,573,980	\$129,717	\$1,444,263	\$678,499	\$1,765,764	112.86%		
52-0100-000	KEYA PAMA COUNTY SCHOOLS	3,105,296	2,050,078	-	311,909	2,371,987	733,309	869,573	869,573	\$0	\$869,573	\$144,498	\$434,669	300.81%			
53-0001-000	KIMBALL PUBLIC SCHOOLS	7,689,692	3,829,783	-	1,237,940	5,067,673	2,621,019	2,045,892	2,621,019	\$2,621,019	\$0	\$2,621,019	\$624,575	\$1,996,444	319.65%		
54-0013-000	CREIGHTON COMMUNITY PUBLIC SCHOOLS	6,140,165	2,159,624	225,028	848,056	3,132,708	3,007,457	1,669,830	3,007,457	3,132,485	\$880,438	\$2,252,047	\$617,837	\$1,634,210	264.51%		
54-0096-000	CROFTON COMMUNITY SCHOOLS	7,506,797	2,983,274	450,100	1,330,960	4,774,334	2,732,463	1,979,211	2,732,463	3,182,563	\$432,062	\$2,750,501	\$978,685	\$1,771,816	181.04%		
54-0501-000	NIORARA PUBLIC SCHOOLS	4,851,105	895,597	787,675	1,214,285	2,897,557	1,953,548	1,134,148	1,953,548	2,741,223	\$1,039,840	\$1,701,283	\$964,919	\$736,364	76.31%		
54-0505-000	ISANTI COMMUNITY SCHOOL	5,340,429	26,935	-	1,214,987	1,241,922	4,098,507	1,161,271	4,098,507	4,220,396	\$740,089	\$1,480,307	\$431,505	\$1,048,802	243.06%		
54-0576-000	WAUSA PUBLIC SCHOOLS	4,597,790	1,599,295	137,531	779,099	2,514,925	2,082,865	1,197,202	2,082,865	\$0	\$2,082,865	\$35,662	\$4,062,845	\$4,143,637	-1.85%		
54-0583-000	VERDIGRE PUBLIC SCHOOLS	4,179,263	1,289,997	162,536	496,937	1,948,470	2,229,813	1,120,103	2,229,813	2,392,349	\$1,068,076	\$1,324,273	\$409,506	\$914,767	223.38%		

darlt@plainviewschools.org, Molly Aschoff mollyaschoff@summerlandbobcats.org, Kelly Lampe klampe@bdstorm.org, Daniel Kluver dkluver@wbroncs.org, Jon Davis jon.davis@almacardinals.org, Gregg Robke grobke@esu4.net, Michael Hart Hart.mic@districtor1.net, Matt Drew matt.drew@litchfieldps.org, Randy Geier rgeier@wpbroncos.net, Joel Ferguson jferguson@whscats.org, Brice King briceking@humphrey.esu7.org, Kathy Urbanek kurbanek@mitchelltigers.org, Phillip Picquet ppicquet@esu15.org, Brendan Calahan brendancalahan@poncaschool.org, Frank Jesse fjesse@chamberspublic.org, Jody Phillips jphillips@4rhuskies.org, Laura Barrett lbarrett@esu13.org, Todd Strom tstrom@blfibeas.org, Tony Primavera tprimavera@hccardinals.org, Dale Maynard dale.maynard@burwellpublicschools.com, Kendall Steffensen kendallsteffensen@piercebluejays.org, Travis Miller tmiller@gubn.org, Kim Beran kim.beran@elmcreekschools.org, Vern Fisher vern.fisher@gibbonpublic.org, Jeremy Christiansen jeremy.christiansen@lccschool.org, Mark Aten mark.aten@overtoneagles.org, Dan Endorf dan.endorf@cozadschools.net, Mark Ernst mernst@hdcjags.org, Darin Hahne mr.hahne@elkhornvalleyschools.org, Justin Petersen justin.petersen@wilberclatonia.org, Terry Zessin tzessin@wrrsd.org, Nick Mumm nick.mumm@dorchesterschool.org, Nathan Lightle nlightle@pleasantonbulldogs.org, PJ Quinn pquinn@meadpublicschools.org, Jason Cline jcline@spsne.org, Adam Patrick adam.patrick@spwildcat.org, Daniel Weddle dweddle@wpcadets.org, Mike Patee mpattee@allenschools.org, Jake Luhr jluhr@bcpsne.info, Kaela Heneger khenegar@centuraps.org

Sen. Hughes' office offered more clarity on the LB1038 modeling that I forwarded earlier today. Please share this with your Board of Ed members. Thanks all!

----- Forwarded message -----

From: **Matthew Howe** <mhowe@leg.ne.gov>

Date: Fri, Feb 6, 2026 at 4:27 PM

Subject: Re: NDE Modeling of LB1038

To: Colby Coash <ccoash@nasonline.org>, <kykef@hotmail.com>, Jack Moles <jmoles@nrca.net>, Bruce Rieker <brucer@nefb.org>, Mike Dulaney <mike.dulaney@ncsa.org>, Connie Knoche <cknoche@openskypolicy.org>, Luke Wenz <lwenz@platteinstitute.org>, Hunter Traynor <htraynor@nechamber.com>

Cc: Jana Hughes <jhughes@leg.ne.gov>

All:

We've had a number of questions about the model results and how school districts should calculate their tax asking under LB1038. If you could please share this with your members, we'd greatly appreciate it.

Please note that the valuation changes in LB1038 only apply to the calculation inside TEEOSA on the Resources side, for purposes of NDE calculating the Yield from LER. Under LB1038, the LER would be \$0.45.

For purposes of calculating a school district's tax request, LB1038 makes no changes to your current (or future) valuations as provided to each school district by the county. To determine what your local school district could levy, take your levy rate times whatever your school district's valuation is now. Again, the valuation changes in LB1038 do not impact the valuation at which you currently use to tax against.

Also, an important point that many have overlooked, whatever you currently levy for toward your school district special building fund would now be OUTSIDE the maximum levy limit. The rate does drop from \$0.14 to \$0.10 but again, it is outside the maximum levy. Bonds would also remain outside the maximum levy.

We've also had some questions about the Base Levy Adjustment calculation. NDE provided us with a great explanation (better than mine) of how they calculated that for the model we shared with you all this morning. It is below.

Under LB 1038, the Department of Education determines a "preliminary equalization aid amount," which is the larger of either the district's total formula need minus its total resources or 30% of its basic funding. The net option funding is then added to establish the state aid prior to base levy adjustment.

The base levy adjustment is calculated by finding the difference between the previous year certified state aid (2025/26 in this model) and that state aid prior to the base levy adjustment. That ratio of that difference and the current taxable valuation (decreased per LB1038) multiplied by 100 establishes the "potential levy change." The Potential levy is defined as the previous year's levy plus the potential levy change.

The base-levy adjustment itself is calculated as $(0.30 - \text{potential GF levy}) \times (\text{total taxable value}) \div 100$, with negative results set to zero. The .30 represents the established "base levy" per LB1038.

Let me know if you have additional questions that we can help to try and answer.

Have a great weekend.

Matt

On Fri, Feb 6, 2026 at 10:22 AM Matthew Howe <mhowe@leg.ne.gov> wrote:

All:

Senator Hughes wished to share NDE's modeling of LB1038. It is attached to this email. Please feel free to share it with your members.

You will see NDE notes that the net option funding is not in the language of the current base levy calculation. Net option funding was not changed in LB1038. NDE's note simply shares that although net option funding is not currently included in the BLA calculation it is our intention to do so when we have the opportunity to amend the bill. Please let me know if you have any questions.

--

Matt Howe
Legislative Aide
Senator Jana Hughes - District 24
Nebraska State Capitol - Room 1212
(402)-471-2756
mhowe@leg.ne.gov

--

Jack D. Moles

Executive Director, Nebraska Rural Community Schools Association
402-335-7732

"Any time you have an opportunity to make a difference in this world and you don't, then you are wasting your time on Earth." [Roberto Clemente](#)

February 2026 Newsletter Superintendent Comments

School Board Reorganizes for 2026

At the January Board of Education meeting, the Board selected Nick Simonson as President, Kate Hopkins as Vice President, Mike Stemper as Treasurer, and Jessica Miller as Recording Secretary. Board members were appointed to the following committees:

- **Negotiations:** Randy Heckenlively, Kate Hopkins, Nick Simonson
- **Curriculum, Americanism, and Staff Relations:** Kate Hopkins, Mike Stemper, Christina Teager
- **Transportation and Facilities:** Randy Heckenlively, Mike Stemper, Allen Brugh
- **Budget, Policy, and Administrative Review:** Nick Simonson, Allen Brugh, Christina Teager
- **Humpert Scholarship Advisory Committee Representative:** Kate Hopkins

2026–27 School Calendar Approved

The 2026–2027 school calendar was reviewed and approved. The calendar is similar to the 2025–2026 school calendar, with the first day of school scheduled for Wednesday, August 12, with a 2:00 p.m. dismissal. The last day of school is scheduled for Wednesday, May 19. The calendar is included in this newsletter.

School Improvement External Visit

As part of the school accreditation process, the Nebraska Department of Education requires an external team visit to assist schools in selecting and fulfilling continuous improvement goals. The external team is an outside group of educators with an objective view of the school's continuous improvement procedures.

The external team spent a day and a half reviewing procedures; talking with students, parents, teachers, and administrators; visiting classrooms; and observing teachers in action. The team also reviewed the school improvement plan, goals, and expected outcomes.

At the end of the visit, the external team provided an exit report to administrators and the school improvement team. The report addressed progress toward school improvement goals and provided written recommendations. A copy of the report was sent to the Nebraska Department of Education (NDE). External visits are conducted at least once every five years in all Nebraska schools.

The exit report was very complimentary of the school, students, parents, staff, teachers, and administrators involved during the visit. The recommendations are relevant and will help prepare for the next school improvement cycle, which has already begun. The exit report was presented at the February 9, school board meeting.

Facilities Improvement Project

As mentioned in the December/January *Cardinal Chirp*, the Board approved proceeding with the facilities improvement project that has been in development for several years. The project will take place after school is out in May and is expected to be completed prior to the start of school in August. If you missed the December/January *Cardinal Chirp*, please refer to it for a full description of the project. Below are some of the questions that have been received regarding the project.

Questions & Answers:

1. What will the facilities improvement project approved by the Board of Education in December involve?

In the December/January newsletter, details of the facilities project were shared. The majority of the project will focus on infrastructure improvements, with most of the work centered on the 1940 high school building. Non-infrastructure work will include remodeling the four bathrooms in the 1940 building, as well as updating other public bathrooms throughout the school.

2. What other parts of the school will be impacted by the project?

The project will include replacing windows in the 1990 addition, replacing boilers and pumps in the south mechanical room, upgrading the fire alarm panel, and installing new detectors, speakers, and devices throughout the facility.

3. Are there any plans to build a new gym or other additions to the school?

There are no immediate plans for new building additions at this time. The Board has discussed future building projects and has identified potential future needs of the school district. A few years ago, at my request, Wilkins Architecture, Design, and Planning developed preliminary concept plans for future construction. These plans were used to help guide the Board in proceeding with the current project. When the Board decides to move forward with a major building project, the community will be involved from the beginning, and input will be requested before any plans are finalized.

4. If there are plans for a future building project, why invest money in the 1940 building?

The simplest answer is cost savings. The 1940 building has been inspected by architects and engineers, and all reports indicate it is a well-built, solid structure that can be used well into the future. While the building will require additional interior updates, much of the infrastructure will already be in place. It is estimated that maintaining and upgrading this building will save the school district millions of dollars in demolition costs, site work, and construction of a new building of similar size.

5. Who decides whether to move forward with a major building project?

The elected school board makes the formal decision. In reality, the final determination involves the patrons of the Alma School District. This is a significant decision that will impact the community. The process must be thoughtful and inclusive, ensuring community involvement in identifying school district needs and understanding the financial impact of any future project.

If you have any specific questions that you would like answered in regards to school related issues, please contact me by calling the school at 308-928-2131 or send your question by email to jon.davis@almacardinals.org.