

**BENNINGTON PUBLIC SCHOOLS
DOUGLAS COUNTY SCHOOL DISTRICT NO. 59
BOARD OF EDUCATION REGULAR MEETING
Monday, February 13, 2023 6:00 PM**

Mission Statement

"The mission of Bennington Public Schools is to provide educational opportunities in a safe, caring environment that will prepare all students to meet the challenges of the future."

- I. Call Meeting to Order
- II. Public Forum
- III. Consent Agenda (Note: Items on the consent agenda are considered routine and will be enacted under one motion. There will be no separate discussion of these items at the meeting unless a Board Member requests an item removed from the agenda for separate action.)
 - A. Approval of Agenda
 - B. Approval of Minutes of the Monday, January 9, 2023, Regular Board Meeting, the Monday, January 16, 2023, Special Board Meeting, the Friday, January 20, 2023, Special Board Meeting, and the Monday, February 6, 2023, Special Board Meeting.
 - C. Presentation of February Bills for Approval and Payment
 - D. Personnel: Resignation(s) and Hiring of Personnel
- IV. Items Removed From the Consent Agenda for Separate Action
- V. Reports
 - A. Administrative Reports
 - B. Committee Report(s)
 - C. Coordinator Report- Facilities
 - D. Lobbyist Report
 - E. Spotlight Report
- VI. Unfinished Business
 - A. Discuss and Consider Logistics of Policy 204.10- Agenda
 - B. Discuss, Consider, and Take Action on the 2024-2025 School Calendar
- VII. New Business
 - A. Discuss, Consider, and Take Action on 2022-2023 School Year Option Enrollment Capacity Numbers
 - B. Discuss, Consider, and Take Action on Mechanical and Control Services Contracts
 - C. Discuss, Consider, and Take Action to Approve Purchase of Transportation Equipment
 - D. Executive Session to Discuss Certificated, Administrative, and Support Staff Compensation
 - E. Possible Action from Executive Session
 - F. Discuss and Consider the Interview Process for the Superintendent Search

- VIII. Time and Date of Next Regular Meeting March 13, 2023, at 6:00 p.m., in the Bennington Board Room.
 - A. Time and Date of Special Meetings: March 1, 2023, 5:00 p.m., March 6, 2023, 5:00 p.m., March 8, 2023, 5:00 p.m.
 - B. Committee Meetings to be Determined
- IX. Adjournment

NOTICE: COPY OF OPEN MEETINGS ACT: The Board of Education makes available at least one current copy of the Open Meetings Act posted in the meeting room at a location accessible to members of the public. The Act is posted on the wall of the Board room.

INSTRUCTIONS FOR THOSE WHO WISH TO SPEAK DURING PUBLIC FORUM: Getting Started: When it is your turn to speak during the public forum portion of the agenda, please come forward to the table situated immediately in front of the Board, sign your name and address on the sign-in sheet and state your name to the Board of Education. Time Limit: You may speak only one time and must limit comments to 5 minutes or less. Personnel or Student Topic: If you are planning to speak about a personnel or student matter involving an individual, please understand that our policies require that such concerns initially be directed to the administration for consideration. Board members will generally not respond to any questions you ask or comments you may make about individual staff members or students. You are cautioned that slanderous comments are not protected just because they are made at the Board meeting. General Rules: Please remember that this is a public meeting for the conduct of business of the Board of Education. Offensive language, personal attacks and hostile conduct will not be tolerated.

BY: BENNINGTON PUBLIC SCHOOLS

**BENNINGTON PUBLIC SCHOOLS
DOUGLAS COUNTY SCHOOL DISTRICT NO. 59
BOARD OF EDUCATION REGULAR MEETING
MONDAY, JANUARY 9, 2023 6:00 P.M.
BENNINGTON DISTRICT BOARD ROOM**

Posting Information: Notice published in the Douglas County Post Gazette on 01/04/2023. Notice of meeting posted on the District website. Agendas posted at all Bennington Public School buildings three days prior to the meeting date.

I. Call Meeting to Order- The meeting called to order at 6:00 by Vice President Kara Neuverth noting a copy of the Open Meetings Act was located at the South end of the Board Room.

I.A. Oath of Office for Newly Elected Members- Jeremy Dick, Kristi Ryan and Steve Shannon recited the Oath of Office and were seated as Board Members.

I.B. Board Reorganization/Election of Officers – President, Vice President, Treasurer, Appoint Secretary- Nominations for President were made as follows: Allyson Slobotski was nominated by Kara Neuverth, Tim Dreessen was nominated by Jeremy Dick. Motion to cease nominations was made by Steve Shannon. All in favor

At 6:46 p.m., Vice-President Neuverth called a 10-minute recess. The Board reconvened at 6:55 p.m.

After 26 rounds of split voting, a motion was made by Allyson Slobotski to suspend voting to a later date. The motion was seconded by Steve Shannon. Jeremy Dick; Yeah, Tim Dreessen; Yes, Kara Neuverth; Yeah, Kristi Ryan; Yeah, Steve Shannon; Yeah. Motion passed.

The Board agreed to continue with Public Forum- Eight members of the public were present to speak.

A motion was made by Tim Dreessen to adjourn the meeting at 7:35 p.m. The motion was seconded by Steve Shannon. All in favor

Jodi McCoy- Board of Education Secretary

**BENNINGTON PUBLIC SCHOOLS
DOUGLAS COUNTY SCHOOL DISTRICT NO. 59
BOARD OF EDUCATION REGULAR MEETING
MONDAY, JANUARY 16, 2023, 6:00 PM
BENNINGTON DISTRICT BOARD ROOM**

Posting Information: Notice published in the Douglas County Post Gazette on 01/11/2023. Notice of meeting posted on the District website. Agendas posted at all Bennington Public School buildings three days prior to the meeting date.

Attendance Taken at 6:00 PM. Jeremy Dick: Present, Tim Dreessen: Present, Kara Neuverth: Present, Kristi Ryan: Present, Steve Shannon: Present, Allyson Slobotski: Present.

I. Call Meeting to Order- The meeting called to order at 6:00 by Vice President Kara Neuverth noting a copy of the Open Meetings Act was located at the South end of the Board Room..

I.A. Board Reorganization/Election of Officers – President, Vice President, Treasurer, Appoint Secretary.

President: Ballot voting was carried over from the meeting held on January 9, 2023. Three rounds of voting were conducted with the third round resulting in Allyson Slobotski’s election as Board President with a vote of 4 to 2.

Vice President: Nominations for Vice President were made as follows:

Steve Shannon was nominated by Kristi Ryan. Motion to cease nominations was made by Kara Neuverth. All in favor.

MOTION PASSED: Motion to elect Steve Shannon as Vice-President passed. Jeremy Dick; Nay, Tim Dreessen; Nay, Kara Neuverth; Yea, Kristi Ryan; Yea, Steve Shannon; Yea, Allyson Slobotski; Yea.

Board Secretary:

MOTION PASSED: Motion to appoint Jodi McCoy as Board Secretary made by Allyson Slobotski. Jeremy Dick: Yea, Tim Dreessen: Yea, Kara Neuverth: Yea, Kristi Ryan: Yea, Steve Shannon: Yea, Allyson Slobotski: Yea

Treasurer: Jeremy Dick was nominated by Tim Dreessen. Tim Dreessen was nominated by Kara Neuverth. Tim Dreessen withdrew his name from nominations.

MOTION PASSED: Motion elect Jeremy Dick as Treasurer passed. Jeremy Dick: Yea, Tim Dreessen: Yea, Kara Neuverth: Yea, Kristi Ryan: Yea, Steve Shannon: Yea, Allyson Slobotski: Yea

I.B. Approve Slate of Officers

MOTION PASSED: Motion to approve the 2023 School Board Slate of Officers as presented, passed with a motion by Steve Shannon and a second by Kara Neuverth. Jeremy Dick: Yea, Tim Dreessen: Yea, Kara Neuverth: Yea, Kristi Ryan: Yea, Steve Shannon: Yea, Allyson Slobotski: Yea

I.C. Approve Practice and Procedures

MOTION PASSED: Motion to approve the 2023 School Board practices and procedures as listed, passed with a motion by Steve Shannon and a second by Kristi Ryan. Jeremy Dick: Yea, Tim Dreessen: Yea, Kara Neuverth: Yea, Kristi Ryan: Yea, Steve Shannon: Yea, Allyson Slobotski: Yea

I.C.1. Approval of Current Board Policies and Regulations

I.C.2. Depository for School District No. 59 Funds – i3 Bank formerly Bank of Bennington-Policy 704.01

I.C.3. Newspapers of Record: Douglas County Post-Gazette, The Daily Record, Omaha World-Herald

I.C.4. Review School-Sponsored Media – Policy #1004.01

I.C.5. Adoption of an Order of Business – Included in By-Law 203.01

I.C.6. Review Board Member Code of Ethics – Policy 202.01

I.C.7. Dissemination of Conflict of Interest Statements to Board Members - Policy #202.02

I.C.8. Appoint Superintendent as Representative to ESU #3 Advisory Council – Policy #302.04

I.C.9. Designate Supt. as Authorized Representative for Bennington Public School for All State and Federal Programs.

I.D. Appoint 2023 Committee Members (203.06)- Committee members were elected as follows: Policy: Allyson Slobotski, Steve Shannon, Jeremy Dick. Curriculum: Kara Neuverth, Steve Shannon, Kristi Ryan. Building & Finance: Allyson Slobotski, Tim Dreessen, Jeremy Dick.

II. Public Forum- Four members of the public were present to speak.

III. Consent Agenda (Note: Items on the consent agenda are considered routine and will be enacted under one motion. There will be no separate discussion of these items at the meeting unless a Board Member requests an item removed from the agenda for separate action.)

Note: Items on the consent agenda are considered routine and will be enacted under one motion. There will be no separate discussion of these items at the meeting unless a Board member requests an item removed from the agenda for separate action.)

MOTION PASSED: Motion to approve Consent Agenda as presented- Approval of Agenda - Approval of Minutes of the Monday, December 12, 2022, Regular Meeting. Approve January Claims for Payment - Personnel: Resignation(s) and Hiring of Personnel, passed with a motion by Kara Neuverth and a second by Steve Shannon. Jeremy Dick: Yea, Tim Dreessen: Yea, Kara Neuverth: Yea, Kristi Ryan: Yea, Steve Shannon: Yea, Allyson Slobotski: Yea

Note: A correction will be made to the December 12, 2022, minutes to reflect the approval of resignation from Lynne Lurvey.

January 2023 Personnel Notes: Certificated Staff Hire: Justin Klute, 5th grade teacher, for the remainder of the 2022-23 school year, Lindsey Merrill, middle school math teacher, Amy Odson, middle school SPED teacher, Kim Wichert, middle school core teacher, Lauran Prochaska, high school science teacher, Karissa Cox, elementary SPED teacher, Support Staff Hire: Natasa Balaban, (4 hour) cook. Administrative Staff Resignations: Whitney Fagan, Student Services Director. Certificated Staff Resignations: Autumn Muller, 5th grade teacher. Brenda Rieck,

world language teacher. Support Staff Resignations: Riley Wilkins, paraprofessional, Emily Cutchall, paraprofessional. Emily has transitioned to a student teaching position at Pine Creek. Molly Jareske, paraprofessional.

IV. Items Removed from the Consent Agenda for Separate Action- No items were removed from the Consent Agenda.

V. Unfinished Business

V.A. Discuss, Consider and Take Action on Superintendent Contract Amendment- As stated in the December regular meeting of the Board of Education, the Board should approve the superintendent's contract officially modifying the end date to June 30, 2023. The Board delayed any motion to modify this contract to allow the District to post the amended contract for community review in accordance with state statute prior to Board approval. The attached amendment has been posted on the school district's website in accordance with state statute.

MOTION PASSED: Motion that the Board of Education of this School District should and does hereby accept the retirement and resignation of the superintendent intended to be effective June 30, 2023, and approves reducing the contract term of the current superintendent contract to one year, passed with a motion by Tim Dreessen and a second by Kara Neuverth.

Jeremy Dick: Yea, Tim Dreessen: Yea, Kara Neuverth: Yea, Kristi Ryan: Yea, Steve Shannon: Yea, Allyson Slobotski: Yea

VI. New Business

VI.A. Review and Discuss Superintendent Evaluation- The summary was shared with the full board in open session at the meeting.

VI.B. Discuss and Consider Qualifications and Timeline for Superintendent Search

Consulting Services- Six proposals for such services have been received by the school district at this time. The Board intends to award a contract for such services to a consulting firm deemed by the Board, in its sole discretion, to be the best qualified to perform the requested services.

MOTION PASSED: Motion to set a special meeting of the Board of Education for the purpose of interviewing Superintendent Search Consulting Firms to help and support the District in the selection of a new Superintendent of Schools on Friday, January 20, 2023 at 5:00 P.M., passed with a motion by Steve Shannon and a second by Jeremy Dick. Jeremy Dick: Yea, Tim Dreessen: Yea, Kara Neuverth: Yea, Kristi Ryan: Yea, Steve Shannon: Yea, Allyson Slobotski: Yea

VI.C. Discuss, Consider and Take Action on Bennington Public Schools Foundation Appointments

MOTION PASSED: Motion to appoint Tara Gufford and Kim Rohe as a members of the Bennington Public Schools Foundation Board of Directors for their 1st four-year term beginning January, 2023, passed with a motion by Tim Dreessen and a second by Kristi Ryan.

Jeremy Dick: Yea, Tim Dreessen: Yea, Kara Neuverth: Yea, Kristi Ryan: Yea, Steve Shannon: Yea, Allyson Slobotski: Yea

MOTION PASSED: Motion to appoint Kristi Ryan as Board of Education Liaison to the Bennington Public Schools Foundation Board of Directors for a one-year term beginning January, 2023, passed with a motion by Allyson Slobotski and a second by Jeremy Dick.

Jeremy Dick: Yea, Tim Dreessen: Yea, Kara Neuverth: Yea, Kristi Ryan: Yea, Steve Shannon: Yea, Allyson Slobotski: Yea

VI.D. Discuss, Consider and Take Action on New State Mileage Reimbursement Rate

MOTION PASSED: Motion to adopt the state mileage rate for district reimbursement at \$0.655 as set forth by the State of Nebraska passed with a motion by Kara Neuverth and seconded by Steve Shannon. Jeremy Dick: Yea, Tim Dreessen: Yea, Kara Neuverth: Yea, Kristi Ryan: Yea, Steve Shannon: Yea, Allyson Slobotski: Yea

VII. Upcoming Meetings-

Special Meeting; Friday, January 20, 2023, 5:00 p.m. in the Bennington District Board Room.
Regular Meeting February 13, 2023, at 6:00 p.m. in the Bennington District Board Room.
(Committee Meetings to be Determined)

VIII. Adjournment- Motion to adjourn the meeting at 6:51 p.m. made by Tim Dreessen, and seconded by Jeremy Dick. All in Favor.

Jodi McCoy, Board of Education Secretary

**BENNINGTON PUBLIC SCHOOLS
DOUGLAS COUNTY SCHOOL DISTRICT NO. 59
BOARD OF EDUCATION REGULAR MEETING
FRIDAY, JANUARY 20, 2023
BENNINGTON DISTRICT BOARD ROOM**

Posting Information: Notice published in the Douglas County Post Gazette on 01/17/2023. Notice of meeting posted on the District website. Agendas posted at all Bennington Public School buildings three days prior to the meeting date.

Attendance Taken at 5:02 PM. Jeremy Dick: Present, Tim Dreessen: Present, Kara Neuverth: Absent, Kristi Ryan: Absent, Steve Shannon: Present, Allyson Slobotski: Present. Attendance Update Taken at 5:14 PM. Kristi Ryan: Present.

I. Call Meeting to Order- Board President Allyson Slobotski called the meeting to order at 5:02 pm, noting a copy of the Open Meetings act was located on the south wall of the Board Room.

II. Public Forum- Five members of the public were present to speak.

III. Discuss and Consider Presentations from Superintendent Search Firms

III.A. EDWise

III.B. GR Recruiting

Board President Allyson Slobotski called for a recess at 6:48 pm. The Board reconvened at 6:54 pm.

III.C. McPherson & Jacobson

III.D. Nebraska Association of School Boards (NASB)

IV. Discuss, Consider and Take All Necessary Action to Approve an Agreement with a Superintendent Search Firm

MOTION PASSED: Motion that the Board of Education of this School District authorizes and directs the Board President to negotiate and sign an agreement with Nebraska Association of School Boards (NASB), for superintendent search consulting services. This motion, made by Steve Shannon and seconded by Jeremy Dick, passed. Jeremy Dick: Yea, Tim Dreessen: Yea, Kristi Ryan: Yea, Steve Shannon: Yea, Allyson Slobotski: Yea

V. Adjournment- Motion to adjourn the meeting at 8:44 pm, made by Jeremy Dick and seconded by Steve Shannon. All in favor.

Jodi McCoy- Board of Education Secretary

**BENNINGTON PUBLIC SCHOOLS
DOUGLAS COUNTY SCHOOL DISTRICT NO. 59
BOARD OF EDUCATION WORKSHOP
MONDAY, FEBRUARY 6, 2023, 5:00 P.M.
BENNINGTON DISTRICT BOARD ROOM**

Posting Information: Notice published in the Douglas County Post Gazette on 01/25/2023. Notice of meeting posted on the District website. Agendas posted at all Bennington Public School buildings three days prior to the meeting date.

Attendance Taken at 4:57 PM. Jeremy Dick: Present, Tim Dreessen: Present, Kara Neuverth: Present, Kristi Ryan: Present, Steve Shannon: Present, Allyson Slobotski: Present.

I. Call Meeting to Order- Board President Allyson Slobotski called the meeting to order at 5:02 p.m. noting the workshop was conducted under the Open Meetings Act. A copy of which was posted on the back wall of the Board Room.

II. Public Forum- Two members of the public were present to speak.

III. Board Work Session to Discuss and Consider Leadership Profile and Outline of Superintendent Search- The Board discussed potential calendar dates for visits and meetings regarding the Superintendent Search with Sherri Becker and Abi Carlson from NASB. The following dates were agreed upon, times to be finalized:

February 13, 2023- Board Work Session #2 to be held during the Regular Board Meeting.

February 21, 2023- District Stakeholder Visit. Parents, Community Members, Students in the evening. The Board will not be in session.

February 25, 2023- Superintendent application deadline.

March 1, 2023, 5:00 p.m.- Board Work Session #3.

March 6, 2023, 5:00 p.m.- Superintendent Candidate Interviews.

March 8, 2023, 5:00 p.m.- Superintendent Candidate Interviews.

IV. Adjourn- With a motion by Tim Dreessen and a second by Jeremy Dick, the workshop was adjourned at 6:27 p.m. All in favor.

Regular; Processing Month 01/2023; Accounts to Include Accounts with Activity

Fund: 01 GENERAL FUND CHECKING

<u>Account Number</u>	<u>Description</u>	<u>Revised Budget</u>	<u>During Month</u>	<u>To Date</u>
01 1370	PRESCHOOL TUITION AND FEES	0.00	4,287.50	21,437.50
01 1410	TRANS REC FROM INDIVIDUALS - REG	0.00	27,319.03	94,305.69
01 1510	INTEREST ON INVESTMENTS	0.00	164.35	797.15
01 1925	CATEGORICAL GRANTS FROM CORP & ORG	0.00	0.00	807.00
01 1990	OTHER LOCAL RECEIPTS	0.00	14,484.00	51,203.30
	Subtotal: LOCAL RECIEPTS	0.00	46,254.88	168,550.64
01 3110	STATE AID	0.00	1,989,029.00	10,126,864.00
01 3120	SPECIAL ED PROGRAMS SCHOOL AGE	0.00	227,702.00	455,404.00
01 3535	PAYMENTS FOR HIGH ABLILITY LEARNERS	0.00	0.00	28,475.00
	Subtotal: 3000	0.00	2,216,731.00	10,610,743.00
01 4421	IDEA PART-B(611) ARP - BASE & ENR POV	0.00	133,107.00	133,107.00
01 4422	IDEA PRESCHOOL (619) ARP	0.00	10,020.00	10,020.00
01 4423	IDEA PART B ARP PROPORTIONATE SHARE	0.00	4,453.00	4,453.00
01 4505	TITLE I, PART A ESSA IMP BASIC PROG	0.00	0.00	86,521.00
01 4518	IDEA Part B Base & Enrollment Poverty Allocation	0.00	459,083.00	459,083.00
01 4521	IDEA PART B PROPORTIONATE SHARE PART B L	0.00	0.00	295,633.00
01 4709	MEDICAID ADMINSTRATIVE ACTIVITIES	0.00	0.00	8,548.75
01 4969	TITLE IV, PART A	0.00	0.00	10,000.00
	Subtotal: 4000	0.00	606,663.00	1,007,365.75
01 5690	OTHER NON-REVENUE RECEIPTS	0.00	0.00	420.69
	Subtotal: 5000	0.00	0.00	420.69
	Fund Total:	0.00	2,869,648.88	11,787,080.08

Fund: 02 NUTRITION SERVICES

<u>Account Number</u>	<u>Description</u>	<u>Revised Budget</u>	<u>During Month</u>	<u>To Date</u>
02 1510	INTEREST ON INVESTMENTS	0.00	87.87	415.56
02 1620	DAILY SALES - NON-REIMB PROGRAMS	0.00	148,127.54	692,104.21
02 1990	MISCELLANEOUS LOCAL RECEIPTS	0.00	344.63	9,185.68
	Subtotal: LOCAL RECIEPTS	0.00	148,560.04	701,705.45
02 3150	STATE REIMBURSEMENT(OF NUTRITION PROG)	0.00	0.00	7,485.88
	Subtotal: 3000	0.00	0.00	7,485.88
02 4210	FEDERAL REIMBURSEMENT(OF NUTRIT PRGMS)	0.00	53,940.06	392,471.83
	Subtotal: 4000	0.00	53,940.06	392,471.83
	Fund Total:	0.00	202,500.10	1,101,663.16

Fund: 03 DEPRECIATION - MM

<u>Account Number</u>	<u>Description</u>	<u>Revised Budget</u>	<u>During Month</u>	<u>To Date</u>
03 1510	INTEREST ON INVESTMENTS	0.00	0.02	0.10
	Subtotal: LOCAL RECIEPTS	0.00	0.02	0.10
	Fund Total:	0.00	0.02	0.10

Fund: 04 SPECIAL BUILDING FUND - MM

<u>Account Number</u>	<u>Description</u>	<u>Revised Budget</u>	<u>During Month</u>	<u>To Date</u>
04 1100	TAXES	0.00	728.90	2,545.96
04 1111	LOCAL PROPERTY TAXES - LEARNING COMMUNIT	0.00	0.00	0.00
04 1510	INTEREST ON INVESTMENTS	0.00	63.59	185.16
	Subtotal: LOCAL RECIEPTS	0.00	792.49	2,731.12
	Fund Total:	0.00	792.49	2,731.12

Fund: 05 UNEMPLOYMENT - MM

Regular; Processing Month 01/2023; Accounts to Include Accounts with Activity

<u>Account Number</u>	<u>Description</u>	<u>Revised Budget</u>	<u>During Month</u>	<u>To Date</u>
05 1510	INTEREST ON INVESTMENTS	0.00	1.08	5.15
	Subtotal: LOCAL RECIEPTS	0.00	1.08	5.15
	Fund Total:	0.00	1.08	5.15

Fund: 06 GENERAL - MM

<u>Account Number</u>	<u>Description</u>	<u>Revised Budget</u>	<u>During Month</u>	<u>To Date</u>
06 1100	TAXES	0.00	1,020,339.17	3,851,028.08
06 1111	LOCAL PROPERTY TAXES - LEARNING COMMUNIT	0.00	0.00	0.00
06 1510	INTEREST ON INVESTMENTS	0.00	477.71	652.24
	Subtotal: LOCAL RECIEPTS	0.00	1,020,816.88	3,851,680.32
	Fund Total:	0.00	1,020,816.88	3,851,680.32

Fund: 13 SPECIAL BUILDING FUND - CHECKING

<u>Account Number</u>	<u>Description</u>	<u>Revised Budget</u>	<u>During Month</u>	<u>To Date</u>
13 1510	INTEREST ON INVESTMENTS	0.00	22.03	251.98
13 1990	OTHER LOCAL RECEIPTS	0.00	5,011.49	5,011.49
	Subtotal: LOCAL RECIEPTS	0.00	5,033.52	5,263.47
13 5320	SALE OF PROPERTY - LAND/BUILDINGS	0.00	0.00	255,736.50
	Subtotal: 5000	0.00	0.00	255,736.50
	Fund Total:	0.00	5,033.52	260,999.97

Fund: 14 BUILDING FUND - NLAf

<u>Account Number</u>	<u>Description</u>	<u>Revised Budget</u>	<u>During Month</u>	<u>To Date</u>
14 1510	Interest on Investments	0.00	41,194.12	186,373.97
	Subtotal: LOCAL RECIEPTS	0.00	41,194.12	186,373.97
	Fund Total:	0.00	41,194.12	186,373.97

Fund: 15 QSC BONDS - NLAf

<u>Account Number</u>	<u>Description</u>	<u>Revised Budget</u>	<u>During Month</u>	<u>To Date</u>
15 1510	Interest on Investments	0.00	10,477.49	37,489.58
	Subtotal: LOCAL RECIEPTS	0.00	10,477.49	37,489.58
15 5103	Qualified School Construction Bonds	0.00	0.00	105,153.92
	Subtotal: 5000	0.00	0.00	105,153.92
	Fund Total:	0.00	10,477.49	142,643.50

Fund: 16 QSC BONDS - MM

<u>Account Number</u>	<u>Description</u>	<u>Revised Budget</u>	<u>During Month</u>	<u>To Date</u>
16 1100	TAXES	0.00	26,472.44	93,004.98
16 1510	Interest on Investments	0.00	101.71	1,497.09
	Subtotal: LOCAL RECIEPTS	0.00	26,574.15	94,502.07
	Fund Total:	0.00	26,574.15	94,502.07

Fund: 18 GENERAL FUND CDARS

<u>Account Number</u>	<u>Description</u>	<u>Revised Budget</u>	<u>During Month</u>	<u>To Date</u>
18 1510	Interest on Investments	0.00	5,002.69	29,313.63
	Subtotal: LOCAL RECIEPTS	0.00	5,002.69	29,313.63
	Fund Total:	0.00	5,002.69	29,313.63

Fund: 19 BUILDING FUND CDARS

<u>Account Number</u>	<u>Description</u>	<u>Revised Budget</u>	<u>During Month</u>	<u>To Date</u>
19 1510	Interest on Investments	0.00	2,791.26	10,529.62
	Subtotal: LOCAL RECIEPTS	0.00	2,791.26	10,529.62
	Fund Total:	0.00	2,791.26	10,529.62

Fund: 20 DEPRECIATION CDARS

<u>Account Number</u>	<u>Description</u>	<u>Revised Budget</u>	<u>During Month</u>	<u>To Date</u>
-----------------------	--------------------	-----------------------	---------------------	----------------

Regular; Processing Month 01/2023; Accounts to Include Accounts with Activity

Fund: 20 DEPRECIATION CDARS

<u>Account Number</u>	<u>Description</u>	<u>Revised Budget</u>	<u>During Month</u>	<u>To Date</u>
20 1510	Interest on Investments	0.00	4,605.00	17,800.86
	Subtotal: LOCAL RECIEPTS	0.00	4,605.00	17,800.86
	Fund Total:	0.00	4,605.00	17,800.86

Fund: 21 ACTIVITY FUND

<u>Account Number</u>	<u>Description</u>	<u>Revised Budget</u>	<u>During Month</u>	<u>To Date</u>
21 1710 1510	Interest on Investments	0.00	43.18	62.31
21 1990 0100	HS Athletics	0.00	0.00	(41,666.71)
21 1990 0101	BMS Athletics	0.00	2,000.00	11,500.00
21 1990 0102	BSMS Athletics	0.00	0.00	9,153.00
21 1990 0105	Football	0.00	(1,204.50)	35,242.00
21 1990 0110	BMS Football	0.00	0.00	987.00
21 1990 0111	Varsity Track	0.00	(1,099.66)	1,000.00
21 1990 0113	Athletic Training	0.00	0.00	5,500.00
21 1990 0114	Uniforms	0.00	0.00	10,000.00
21 1990 0115	Volleyball	0.00	0.00	7,176.21
21 1990 0116	Lodging/Meals	0.00	0.00	6,500.00
21 1990 0117	Dues/Fees	0.00	0.00	2,000.00
21 1990 0118	Cross Country Club	0.00	0.00	192.06
21 1990 0119	Baseball	0.00	0.00	784.10
21 1990 0120	BMS Volleyball	0.00	0.00	1,713.91
21 1990 0121	BSMS Football	0.00	0.00	1,175.00
21 1990 0123	BSMS Volleyball	0.00	0.00	2,258.13
21 1990 0124	BSMS Boys' Basketball	0.00	0.00	2,730.99
21 1990 0125	Boys' Basketball	0.00	6,967.12	11,915.62
21 1990 0130	BMS Boys' Basketball	0.00	0.00	1,751.06
21 1990 0135	Girls' Basketball	0.00	2,316.00	7,739.50
21 1990 0140	BMS Girls' Basketball	0.00	571.00	571.00
21 1990 0142	Volleyball Club	0.00	0.00	7,459.00
21 1990 0143	BSMS Girls' Basketball	0.00	689.00	689.00
21 1990 0145	Cross Country	0.00	0.00	4,240.00
21 1990 0146	BMS Cross Country	0.00	0.00	50.00
21 1990 0150	Boys' Golf	0.00	0.00	2,000.00
21 1990 0152	Boys' Soccer	0.00	958.46	2,227.36
21 1990 0153	Boys' Soccer Fundraising	0.00	1,565.13	1,565.13
21 1990 0155	Girls' Golf	0.00	0.00	5,042.83
21 1990 0156	Girls' Tennis	0.00	0.00	1,500.00
21 1990 0164	Girls' Soccer	0.00	0.00	1,000.00
21 1990 0180	Wrestling	0.00	6,357.00	15,777.05
21 1990 0186	BSMS Wrestling	0.00	384.00	384.00
21 1990 0190	Girls' Softball	0.00	1,204.50	9,277.10
21 1990 0191	Unified Bowling	0.00	0.00	800.00
21 1990 0195	Track Club	0.00	1,099.66	1,099.66
21 1990 0196	Football Club	0.00	11,266.00	12,235.86
21 1990 0200	Band	0.00	419.80	7,812.82
21 1990 0215	PC Band Resale	0.00	0.00	665.00
21 1990 0220	HE Band Resale	0.00	0.00	1,895.00
21 1990 0221	AP Band Resale	0.00	0.00	616.00
21 1990 0300	Dance Team	0.00	5,595.17	32,286.43
21 1990 0355	Varsity Cheerleading	0.00	2,714.50	14,263.03
21 1990 0450	Skills USA/VICA	0.00	845.00	1,510.00
21 1990 0511	AP Student Council	0.00	495.18	745.18
21 1990 0550	BE Miscellaneous	0.00	90.63	268.96
21 1990 0557	PC Miscellaneous	0.00	137.03	690.82

Regular; Processing Month 01/2023; Accounts to Include Accounts with Activity

Fund: 21 ACTIVITY FUND				
<u>Account Number</u>	<u>Description</u>	<u>Revised Budget</u>	<u>During Month</u>	<u>To Date</u>
21 1990 0559	Washington DC Trip	0.00	582.86	2,167.31
21 1990 0560	HE Miscellaneous	0.00	132.44	369.76
21 1990 0561	AP Miscellaneous	0.00	90.63	436.64
21 1990 0567	SE Miscellaneous	0.00	90.62	233.24
21 1990 0600	FBLA	0.00	0.00	709.80
21 1990 0650	Fine Arts	0.00	0.00	1,488.00
21 1990 0651	Play Products	0.00	0.00	1,158.31
21 1990 0720	French	0.00	0.00	538.82
21 1990 0750	Journalism	0.00	0.00	1,675.00
21 1990 0800	High School Misc	0.00	2,715.26	4,718.37
21 1990 0801	First Robotics	0.00	0.00	2,349.16
21 1990 0802	Quiz Bowl	0.00	200.00	260.00
21 1990 0804	Cultural Diversity Club	0.00	0.00	366.56
21 1990 0805	Youth Boys' Basketball	0.00	850.00	850.00
21 1990 0806	Outdoor Club	0.00	0.00	80.00
21 1990 0807	Key Club	0.00	0.00	1,310.45
21 1990 0809	National Honor Society	0.00	904.00	904.00
21 1990 0825	Youth Girls' Basketball	0.00	150.00	150.00
21 1990 0830	PSAT/AP	0.00	0.00	24,365.28
21 1990 0845	BMS Yearbook	0.00	0.00	30.00
21 1990 0855	Boys' Youth Golf	0.00	0.00	(2,807.89)
21 1990 0856	Girls' Youth Golf	0.00	0.00	2,807.89
21 1990 0875	Wellness	0.00	15.00	2,966.51
21 1990 0880	Facilities Use	0.00	85,817.71	91,741.01
21 1990 0890	HS Student Senate	0.00	0.00	12,833.15
21 1990 0891	BMS Student Senate	0.00	0.00	429.00
21 1990 0892	BMS Cooking Club	0.00	0.00	1,125.00
21 1990 0893	BMS Miscellaneous	0.00	117.13	393.94
21 1990 0894	BSMS Student Senate	0.00	0.00	995.00
21 1990 0895	BSMS Cooking Club	0.00	25.00	1,500.00
21 1990 0896	BSMS Miscellaneous	0.00	120.47	331.90
21 1990 0900	Music	0.00	0.00	1,982.00
21 1990 0916	BMS Music Resale	0.00	0.00	186.00
21 1990 0955	Shop	0.00	75.00	2,098.00
21 1990 0971	PC Library	0.00	13.91	1,377.83
21 1990 0972	SE Library	0.00	75.59	741.84
21 1990 0975	BE Library	0.00	0.00	624.85
21 1990 0976	AP Library	0.00	9.14	460.08
21 1990 0995	HE Library	0.00	46.82	702.92
21 1990 0996	BMS Library	0.00	0.00	705.04
21 1990 0997	BSMS Library	0.00	26.23	1,251.94
Subtotal: LOCAL RECIEPTS		0.00	135,472.01	370,992.12
Fund Total:		0.00	135,472.01	370,992.12
Fund: 22 STUDENT FEE FUND				
<u>Account Number</u>	<u>Description</u>	<u>Revised Budget</u>	<u>During Month</u>	<u>To Date</u>
22 1741 5100	Cooperative Loss	0.00	277.21	3,349.09
Subtotal: LOCAL RECIEPTS		0.00	277.21	3,349.09
Fund Total:		0.00	277.21	3,349.09
Fund: 24 QSC BONDS CDARS				
<u>Account Number</u>	<u>Description</u>	<u>Revised Budget</u>	<u>During Month</u>	<u>To Date</u>
24 1510	Interest on Investments	0.00	389.03	1,503.78
Subtotal: LOCAL RECIEPTS		0.00	389.03	1,503.78

Regular; Processing Month 01/2023; Accounts to Include Accounts with Activity

Fund: 24 QSC BONDS CDARS

<u>Account Number</u>	<u>Description</u>	<u>Revised Budget</u>	<u>During Month</u>	<u>To Date</u>
	Fund Total:	0.00	389.03	1,503.78

Fund: 25 BOND FUND

<u>Account Number</u>	<u>Description</u>	<u>Revised Budget</u>	<u>During Month</u>	<u>To Date</u>
25 1100	Local Property Taxes	0.00	225,712.73	847,584.21
25 1510	Interest on Investments	0.00	13,152.96	81,184.01
	Subtotal: LOCAL RECIEPTS	0.00	238,865.69	928,768.22
	Fund Total:	0.00	238,865.69	928,768.22

Fund: 27 UNEMPLOYMENT CDARS

<u>Account Number</u>	<u>Description</u>	<u>Revised Budget</u>	<u>During Month</u>	<u>To Date</u>
27 1510	Interest on Investments	0.00	472.81	1,827.62
	Subtotal: LOCAL RECIEPTS	0.00	472.81	1,827.62
	Fund Total:	0.00	472.81	1,827.62

	<u>Revised Budget</u>	<u>During Month</u>	<u>To Date</u>
Grand Total:	0.00	4,564,914.43	18,791,764.38

Account Number	Account Description	Revised Budget	Expended During Month	Expenditures to Date	% of Budget	Balance at EOM	P/ O Outstanding	Unencumbered Balance
01	GENERAL FUND CHECKING							
1100	REGULAR INSTRUCTIONAL PROGRAMS							
01 1100 110 000	REG INSTR - SALARIES NON-INSTR DIST	34,300.00	2,917.14	14,997.81	43.73	19,302.19	0.00	19,302.19
01 1100 111 000	REG INSTR - SALARIES TEACHERS DIST	0.00	0.00	0.00	0.00	0.00	0.00	0.00
01 1100 111 001	REG INSTR - SALARIES TEACHERS HS	3,125,168.00	247,053.24	1,261,010.25	40.35	1,864,157.75	0.00	1,864,157.75
01 1100 111 002	REG INSTR - SALARIES TEACHERS BE	1,356,256.00	108,440.90	581,957.48	45.82	774,298.52	39,500.00	734,798.52
01 1100 111 003	REG INSTR - SALARIES TEACHERS PC	1,962,400.00	165,944.22	829,721.10	42.28	1,132,678.90	0.00	1,132,678.90
01 1100 111 004	REG INSTR - SALARIES TEACHERS HE	1,673,765.00	133,075.36	655,588.04	39.17	1,018,176.96	0.00	1,018,176.96
01 1100 111 005	REG INSTR - SALARIES TEACHERS BMS	1,690,962.00	145,004.48	724,899.35	42.87	966,062.65	0.00	966,062.65
01 1100 111 006	REG INSTR - SALARIES TEACHERS AP	1,261,450.00	101,628.44	559,507.06	44.35	701,942.94	0.00	701,942.94
01 1100 111 007	REG INSTR - SALARIES TEACHERS SE	1,439,217.00	100,821.44	530,871.09	36.89	908,345.91	0.00	908,345.91
01 1100 111 008	REG INSTR - SALARIES TEACHERS BSMS	1,984,028.00	169,164.19	845,820.95	42.63	1,138,207.05	0.00	1,138,207.05
01 1100 112 001	REG INSTR - SALARIES INSTR AIDES HS	36,161.00	2,451.46	14,202.74	39.28	21,958.26	0.00	21,958.26
01 1100 112 002	REG INSTR - SALARIES INSTR AIDES BE	13,654.00	0.00	0.00	0.00	13,654.00	0.00	13,654.00
01 1100 112 003	REG INSTR - SALARIES INSTR AIDES PC	13,654.00	0.00	0.00	0.00	13,654.00	0.00	13,654.00
01 1100 112 004	REG INSTR - SALARIES INSTR AIDES HE	13,654.00	0.00	0.00	0.00	13,654.00	0.00	13,654.00
01 1100 112 005	REG INSTR - SALARIES INSTR AIDES BMS	0.00	0.00	0.00	0.00	0.00	0.00	0.00
01 1100 112 006	REG INSTR - SALARIES INSTR AIDES AP	13,654.00	0.00	0.00	0.00	13,654.00	0.00	13,654.00
01 1100 112 007	REG INSTR - SALARIES INSTR AIDES SE	13,654.00	0.00	0.00	0.00	13,654.00	0.00	13,654.00
01 1100 112 008	REG INSTR - SALARIES INSTR AIDES BSMS	0.00	0.00	0.00	0.00	0.00	0.00	0.00
01 1100 120 001	REG INSTR - SUBS NON-INSTR HS	40,000.00	5,109.81	17,694.45	44.24	22,305.55	0.00	22,305.55
01 1100 120 005	REG INSTR - SUBS NON-INSTR BMS	0.00	0.00	1,482.00	0.00	(1,482.00)	0.00	(1,482.00)
01 1100 122 001	REG INSTR - SUB AIDES/ASST HS	500.00	237.42	696.23	139.25	(196.23)	0.00	(196.23)
01 1100 122 002	REG INSTR - SUB AIDES/ASST BE	250.00	0.00	0.00	0.00	250.00	0.00	250.00
01 1100 122 003	REG INSTR - SUB AIDES/ASST PC	250.00	0.00	0.00	0.00	250.00	0.00	250.00
01 1100 122 004	REG INSTR - SUB AIDES/ASST HE	250.00	0.00	0.00	0.00	250.00	0.00	250.00
01 1100 122 005	REG INSTR - SUB AIDES/ASST BMS	0.00	119.64	341.47	0.00	(341.47)	0.00	(341.47)
01 1100 122 006	REG INSTR - SUB AIDES/ASST AP	250.00	0.00	0.00	0.00	250.00	0.00	250.00
01 1100 122 007	REG INSTR - SUB AIDES/ASST SE	250.00	0.00	0.00	0.00	250.00	0.00	250.00
01 1100 122 008	REG INSTR - SUB AIDES/ASST BSMS	0.00	262.08	641.60	0.00	(641.60)	0.00	(641.60)
01 1100 123 001	REG INSTR - SUB TEACHERS HS	110,000.00	4,702.50	50,340.00	45.76	59,660.00	0.00	59,660.00
01 1100 123 002	REG INSTR - SUB TEACHERS BE	70,000.00	3,547.50	16,830.00	24.04	53,170.00	0.00	53,170.00
01 1100 123 003	REG INSTR - SUB TEACHERS PC	70,000.00	5,197.50	26,317.50	37.60	43,682.50	0.00	43,682.50
01 1100 123 004	REG INSTR - SUB TEACHERS HE	70,000.00	6,270.00	22,522.50	32.18	47,477.50	0.00	47,477.50
01 1100 123 005	REG INSTR - SUB TEACHERS BMS	70,000.00	8,032.50	25,687.50	36.70	44,312.50	0.00	44,312.50
01 1100 123 006	REG INSTR - SUB TEACHERS AP	70,000.00	4,785.00	24,870.00	35.53	45,130.00	0.00	45,130.00
01 1100 123 007	REG INSTR - SUB TEACHERS SE	70,000.00	3,547.50	20,220.00	28.89	49,780.00	0.00	49,780.00
01 1100 123 008	REG INSTR - SUB TEACHERS BSMS	70,000.00	3,135.00	22,290.00	31.84	47,710.00	0.00	47,710.00
01 1100 130 000	REG INSTR - OT SALARIES NON-INSTR DIST	5,000.00	411.26	2,797.99	55.96	2,202.01	0.00	2,202.01
01 1100 130 001	REG INSTR - OT SALARIES NON-INSTR HS	750.00	0.00	0.00	0.00	750.00	0.00	750.00
01 1100 132 002	REG INSTR - OT SALARIES INSTR AIDES BE	0.00	0.00	0.00	0.00	0.00	0.00	0.00
01 1100 132 003	REG INSTR - OT SALARIES INSTR AIDES PC	0.00	0.00	0.00	0.00	0.00	0.00	0.00
01 1100 132 004	REG INSTR - OT SALARIES INSTR AIDES HE	0.00	0.00	0.00	0.00	0.00	0.00	0.00
01 1100 132 006	REG INSTR - OT SALARIES INSTR AIDES AP	0.00	0.00	0.00	0.00	0.00	0.00	0.00
01 1100 132 007	REG INSTR - OT SALARIES INSTR AIDES SE	0.00	0.00	0.00	0.00	0.00	0.00	0.00
01 1100 132 008	REG INSTR - OT SALARIES INSTR AIDES BSMS	0.00	0.00	0.00	0.00	0.00	0.00	0.00
01 1100 150 000	REG INSTR - ADD'L COMP NON-INSTR DIST	90.00	307.41	337.05	374.50	(247.05)	0.00	(247.05)
01 1100 150 001	REG INSTR - ADD'L COMP NON-INSTR HS	1,625.00	500.00	2,406.00	148.06	(781.00)	0.00	(781.00)
01 1100 150 005	REG INSTR - ADD'L COMP NON-INSTR BMS	1,500.00	170.00	870.00	58.00	630.00	0.00	630.00
01 1100 150 008	REG INSTR - ADD'L COMP NON-INSTR BSMS	1,500.00	140.00	1,119.00	74.60	381.00	0.00	381.00
01 1100 151 000	REG INSTR - ADD'L COMP TEACHERS DIST	5,000.00	356.01	1,780.05	35.60	3,219.95	0.00	3,219.95
01 1100 151 001	REG INSTR - ADD'L COMP TEACHERS HS	355,241.00	30,588.64	149,582.01	42.11	205,658.99	0.00	205,658.99
01 1100 151 002	REG INSTR - ADD'L COMP TEACHERS BE	29,383.00	1,628.80	9,744.40	33.16	19,638.60	0.00	19,638.60
01 1100 151 003	REG INSTR - ADD'L COMP TEACHERS PC	32,423.00	2,982.27	17,612.56	54.32	14,810.44	0.00	14,810.44
01 1100 151 004	REG INSTR - ADD'L COMP TEACHERS HE	31,723.00	1,950.20	12,903.20	40.67	18,819.80	0.00	18,819.80

Account Number	Account Description	Revised Budget	Expended During Month	Expenditures to Date	% of Budget	Balance at EOM	P/ O Outstanding	Unencumbered Balance
01 1100 151 005	REG INSTR - ADD'L COMP TEACHERS BMS	113,924.00	7,480.28	37,472.90	32.89	76,451.10	0.00	76,451.10
01 1100 151 006	REG INSTR - ADD'L COMP TEACHERS AP	30,023.00	1,866.18	12,181.80	40.57	17,841.20	0.00	17,841.20
01 1100 151 007	REG INSTR - ADD'L COMP TEACHERS SE	30,485.00	1,595.17	9,738.05	31.94	20,746.95	0.00	20,746.95
01 1100 151 008	REG INSTR - ADD'L COMP TEACHERS BSMS	116,538.00	8,388.85	45,062.87	38.67	71,475.13	0.00	71,475.13
01 1100 152 001	REG INSTR - ADD'L COMP AIDES HS	500.00	5.89	29.45	5.89	470.55	0.00	470.55
01 1100 152 002	REG INSTR - ADD'L COMP AIDES BE	36.00	0.00	0.00	0.00	36.00	0.00	36.00
01 1100 152 003	REG INSTR - ADD'L COMP AIDES PC	36.00	0.00	0.00	0.00	36.00	0.00	36.00
01 1100 152 004	REG INSTR - ADD'L COMP AIDES HE	36.00	0.00	0.00	0.00	36.00	0.00	36.00
01 1100 152 005	REG INSTR - ADD'L COMP AIDES BMS	0.00	0.00	0.00	0.00	0.00	0.00	0.00
01 1100 152 006	REG INSTR - ADD'L COMP AIDES AP	36.00	0.00	0.00	0.00	36.00	0.00	36.00
01 1100 152 007	REG INSTR - ADD'L COMP AIDES SE	36.00	0.00	0.00	0.00	36.00	0.00	36.00
01 1100 152 008	REG INSTR - ADD'L COMP AIDES BSMS	0.00	0.00	0.00	0.00	0.00	0.00	0.00
01 1100 210 000	REG INSTR - GROUP INS NON-INSTR DIST	63.00	5.20	26.00	41.27	37.00	0.00	37.00
01 1100 211 000	REG INSTR - GROUP INS TEACHERS/PROF DIST	0.00	0.00	0.00	0.00	0.00	0.00	0.00
01 1100 211 001	REG INSTR - GROUP INS TEACHERS/PROF HS	871,851.00	60,571.06	302,855.30	34.74	568,995.70	0.00	568,995.70
01 1100 211 002	REG INSTR - GROUP INS TEACHERS/PROF BE	374,953.00	28,045.93	137,601.28	36.70	237,351.72	0.00	237,351.72
01 1100 211 003	REG INSTR - GROUP INS TEACHERS/PROF PC	521,234.00	38,265.41	193,395.22	37.10	327,838.78	0.00	327,838.78
01 1100 211 004	REG INSTR - GROUP INS TEACHERS/PROF HE	419,796.00	31,097.07	155,738.19	37.10	264,057.81	0.00	264,057.81
01 1100 211 005	REG INSTR - GROUP INS TEACHERS/PROF BMS	320,354.00	25,236.45	124,305.74	38.80	196,048.26	0.00	196,048.26
01 1100 211 006	REG INSTR - GROUP INS TEACHERS/PROF AP	330,038.00	27,976.53	139,939.59	42.40	190,098.41	0.00	190,098.41
01 1100 211 007	REG INSTR - GROUP INS TEACHERS/PROF SE	508,266.00	34,387.28	177,268.08	34.88	330,997.92	0.00	330,997.92
01 1100 211 008	REG INSTR - GROUP INS TEACHERS/PROF BSMS	442,608.00	36,064.38	174,527.20	39.43	268,080.80	0.00	268,080.80
01 1100 212 001	REG INSTR - GROUP INS AIDES HS	50.00	10.40	52.00	104.00	(2.00)	0.00	(2.00)
01 1100 212 002	REG INSTR - GROUP INS AIDES BE	38.00	0.00	0.00	0.00	38.00	0.00	38.00
01 1100 212 003	REG INSTR - GROUP INS AIDES PC	38.00	0.00	0.00	0.00	38.00	0.00	38.00
01 1100 212 004	REG INSTR - GROUP INS AIDES HE	38.00	0.00	0.00	0.00	38.00	0.00	38.00
01 1100 212 005	REG INSTR - GROUP INS AIDES BMS	50.00	0.00	0.00	0.00	50.00	0.00	50.00
01 1100 212 006	REG INSTR - GROUP INS AIDES AP	38.00	0.00	0.00	0.00	38.00	0.00	38.00
01 1100 212 007	REG INSTR - GROUP INS AIDES SE	38.00	0.00	0.00	0.00	38.00	0.00	38.00
01 1100 212 008	REG INSTR - GROUP INS AIDES BSMS	50.00	0.00	0.00	0.00	50.00	0.00	50.00
01 1100 220 000	REG INSTR - SOC SEC NON-INSTR DIST	3,449.00	314.46	1,568.84	45.49	1,880.16	0.00	1,880.16
01 1100 220 001	REG INSTR - SOC SEC NON-INSTR HS	3,242.00	429.15	1,537.66	47.43	1,704.34	0.00	1,704.34
01 1100 220 005	REG INSTR - SOC SEC NON-INSTR BMS	115.00	13.01	179.94	156.47	(64.94)	0.00	(64.94)
01 1100 220 008	REG INSTR - SOC SEC NON-INSTR BSMS	115.00	10.72	85.61	74.44	29.39	0.00	29.39
01 1100 221 000	REG INSTR - SOC SEC TEACHERS DIST	383.00	63.57	317.85	82.99	65.15	0.00	65.15
01 1100 221 001	REG INSTR - SOC SEC TEACHERS HS	272,265.00	21,276.37	108,052.08	39.69	164,212.92	0.00	164,212.92
01 1100 221 002	REG INSTR - SOC SEC TEACHERS BE	108,389.00	8,402.45	42,222.58	38.95	66,166.42	0.00	66,166.42
01 1100 221 003	REG INSTR - SOC SEC TEACHERS PC	158,913.00	12,978.38	65,099.67	40.97	93,813.33	0.00	93,813.33
01 1100 221 004	REG INSTR - SOC SEC TEACHERS HE	132,569.00	10,246.22	50,850.95	38.36	81,718.05	0.00	81,718.05
01 1100 221 005	REG INSTR - SOC SEC TEACHERS BMS	142,679.00	11,795.22	59,058.05	41.39	83,620.95	0.00	83,620.95
01 1100 221 006	REG INSTR - SOC SEC TEACHERS AP	101,343.00	7,856.64	40,409.12	39.87	60,933.88	0.00	60,933.88
01 1100 221 007	REG INSTR - SOC SEC TEACHERS SE	114,315.00	7,737.91	40,797.88	35.69	73,517.12	0.00	73,517.12
01 1100 221 008	REG INSTR - SOC SEC TEACHERS BSMS	166,507.00	13,574.40	68,206.93	40.96	98,300.07	0.00	98,300.07
01 1100 222 001	REG INSTR - SOC SEC AIDES HS	2,843.00	205.20	1,137.27	40.00	1,705.73	0.00	1,705.73
01 1100 222 002	REG INSTR - SOC SEC AIDES BE	1,066.00	0.00	0.00	0.00	1,066.00	0.00	1,066.00
01 1100 222 003	REG INSTR - SOC SEC AIDES PC	1,066.00	0.00	0.00	0.00	1,066.00	0.00	1,066.00
01 1100 222 004	REG INSTR - SOC SEC AIDES HE	1,066.00	0.00	0.00	0.00	1,066.00	0.00	1,066.00
01 1100 222 005	REG INSTR - SOC SEC AIDES BMS	0.00	9.15	26.13	0.00	(26.13)	0.00	(26.13)
01 1100 222 006	REG INSTR - SOC SEC AIDES AP	9,462.00	0.00	0.00	0.00	9,462.00	0.00	9,462.00
01 1100 222 007	REG INSTR - SOC SEC AIDES SE	1,066.00	0.00	0.00	0.00	1,066.00	0.00	1,066.00
01 1100 222 008	REG INSTR - SOC SEC AIDES BSMS	0.00	20.06	49.10	0.00	(49.10)	0.00	(49.10)
01 1100 223 001	REG INSTR - SOC SEC SUB TEACHERS HS	8,415.00	359.77	3,851.04	45.76	4,563.96	0.00	4,563.96
01 1100 223 002	REG INSTR - SOC SEC SUB TEACHERS BE	5,355.00	271.41	1,287.66	24.05	4,067.34	0.00	4,067.34
01 1100 223 003	REG INSTR - SOC SEC SUB TEACHERS PC	5,355.00	397.56	2,013.32	37.60	3,341.68	0.00	3,341.68
01 1100 223 004	REG INSTR - SOC SEC SUB TEACHERS HE	5,355.00	479.72	1,723.08	32.18	3,631.92	0.00	3,631.92

Account Number	Account Description	Revised Budget	Expended During Month	Expenditures to Date	% of Budget	Balance at EOM	P/ O Outstanding	Unencumbered Balance
01 1100 223 005	REG INSTR - SOC SEC SUB TEACHERS BMS	5,355.00	614.50	1,965.08	36.70	3,389.92	0.00	3,389.92
01 1100 223 006	REG INSTR - SOC SEC SUB TEACHERS AP	5,355.00	366.05	1,902.52	35.53	3,452.48	0.00	3,452.48
01 1100 223 007	REG INSTR - SOC SEC SUB TEACHERS SE	5,355.00	271.39	1,546.86	28.89	3,808.14	0.00	3,808.14
01 1100 223 008	REG INSTR - SOC SEC SUB TEACHERS BSMS	5,355.00	239.85	1,705.29	31.84	3,649.71	0.00	3,649.71
01 1100 230 000	REG INSTR - RETIREMENT NON-INSTR DIST	2,895.00	266.69	1,330.05	45.94	1,564.95	0.00	1,564.95
01 1100 230 001	REG INSTR - RETIREMENT NON-INSTR HS	3,115.00	36.75	176.84	5.68	2,938.16	0.00	2,938.16
01 1100 230 005	REG INSTR - RETIREMENT NON-INSTR BMS	110.00	12.49	60.26	54.78	49.74	0.00	49.74
01 1100 230 008	REG INSTR - RETIREMENT NON-INSTR BSMS	0.00	10.28	82.23	0.00	(82.23)	0.00	(82.23)
01 1100 231 000	REG INSTR - RETIREMENT TEACHERS DIST	110.00	24.96	124.80	113.45	(14.80)	0.00	(14.80)
01 1100 231 001	REG INSTR - RETIREMENT TEACHERS HS	255,810.00	20,332.10	103,338.02	40.40	152,471.98	0.00	152,471.98
01 1100 231 002	REG INSTR - RETIREMENT TEACHERS BE	101,844.00	8,065.26	40,468.47	39.74	61,375.53	0.00	61,375.53
01 1100 231 003	REG INSTR - RETIREMENT TEACHERS PC	146,619.00	12,307.54	61,849.29	42.18	84,769.71	0.00	84,769.71
01 1100 231 004	REG INSTR - RETIREMENT TEACHERS HE	125,353.00	9,900.21	49,010.57	39.10	76,342.43	0.00	76,342.43
01 1100 231 005	REG INSTR - RETIREMENT TEACHERS BMS	132,659.00	11,176.02	55,855.55	42.10	76,803.45	0.00	76,803.45
01 1100 231 006	REG INSTR - RETIREMENT TEACHERS AP	94,923.00	7,586.70	39,015.06	41.10	55,907.94	0.00	55,907.94
01 1100 231 007	REG INSTR - RETIREMENT TEACHERS SE	108,023.00	7,508.13	46,140.48	42.71	61,882.52	0.00	61,882.52
01 1100 231 008	REG INSTR - RETIREMENT TEACHERS BSMS	154,392.00	12,983.60	65,140.96	42.19	89,251.04	0.00	89,251.04
01 1100 232 001	REG INSTR - RETIREMENT AIDES HS	2,658.00	180.18	1,043.91	39.27	1,614.09	0.00	1,614.09
01 1100 232 002	REG INSTR - RETIREMENT AIDES BE	1,004.00	0.00	0.00	0.00	1,004.00	0.00	1,004.00
01 1100 232 003	REG INSTR - RETIREMENT AIDES PC	1,004.00	0.00	0.00	0.00	1,004.00	0.00	1,004.00
01 1100 232 004	REG INSTR - RETIREMENT AIDES HE	1,004.00	0.00	0.00	0.00	1,004.00	0.00	1,004.00
01 1100 232 005	REG INSTR - RETIREMENT AIDES BMS	0.00	0.00	0.00	0.00	0.00	0.00	0.00
01 1100 232 006	REG INSTR - RETIREMENT AIDES AP	1,004.00	0.00	0.00	0.00	1,004.00	0.00	1,004.00
01 1100 232 007	REG INSTR - RETIREMENT AIDES SE	1,004.00	0.00	0.00	0.00	1,004.00	0.00	1,004.00
01 1100 232 008	REG INSTR - RETIREMENT AIDES BSMS	0.00	0.00	0.00	0.00	0.00	0.00	0.00
01 1100 233 001	REG INSTR - RETIREMENT SUB TEACHERS HS	500.00	0.00	0.00	0.00	500.00	0.00	500.00
01 1100 233 002	REG INSTR - RETIREMENT SUB TEACHERS BE	600.00	0.00	0.00	0.00	600.00	0.00	600.00
01 1100 233 003	REG INSTR - RETIREMENT SUB TEACHERS PC	500.00	0.00	54.61	10.92	445.39	0.00	445.39
01 1100 233 004	REG INSTR - RETIREMENT SUB TEACHERS HE	500.00	0.00	12.13	2.43	487.87	0.00	487.87
01 1100 233 005	REG INSTR - RETIREMENT SUB TEACHERS BMS	200.00	0.00	0.00	0.00	200.00	0.00	200.00
01 1100 233 006	REG INSTR - RETIREMENT SUB TEACHERS AP	500.00	30.32	139.46	27.89	360.54	0.00	360.54
01 1100 233 007	REG INSTR - RETIREMENT SUB TEACHERS SE	500.00	0.00	12.13	2.43	487.87	0.00	487.87
01 1100 233 008	REG INSTR - RETIREMENT SUB TEACHERS BSMS	500.00	0.00	0.00	0.00	500.00	0.00	500.00
01 1100 237 000	REG INSTR - INCR RET CONTR DIST	1,034.00	100.31	500.35	48.39	533.65	0.00	533.65
01 1100 237 001	REG INSTR - INCR RET CONTR HS	89,976.00	7,067.21	35,959.63	39.97	54,016.37	0.00	54,016.37
01 1100 237 002	REG INSTR - INCR RET CONTR BE	35,372.00	2,773.80	13,917.88	39.35	21,454.12	0.00	21,454.12
01 1100 237 003	REG INSTR - INCR RET CONTR PC	50,771.00	4,232.79	21,289.82	41.93	29,481.18	0.00	29,481.18
01 1100 237 004	REG INSTR - INCR RET CONTR HE	43,457.00	3,404.87	16,859.86	38.80	26,597.14	0.00	26,597.14
01 1100 237 005	REG INSTR - INCR RET CONTR BMS	45,662.00	3,847.88	19,230.20	42.11	26,431.80	0.00	26,431.80
01 1100 237 006	REG INSTR - INCR RET CONTR AP	32,992.00	2,619.63	13,465.94	40.82	19,526.06	0.00	19,526.06
01 1100 237 007	REG INSTR - INCR RET CONTR SE	37,497.00	2,582.21	13,634.62	36.36	23,862.38	0.00	23,862.38
01 1100 237 008	REG INSTR - INCR RET CONTR BSMS	53,098.00	4,468.80	22,431.39	42.25	30,666.61	0.00	30,666.61
01 1100 271 001	REG INSTR - WORK COMP TEACHERS HS	20,000.00	0.00	16,737.75	83.69	3,262.25	0.00	3,262.25
01 1100 271 002	REG INSTR - WORK COMP TEACHERS BE	20,000.00	0.00	16,737.75	83.69	3,262.25	0.00	3,262.25
01 1100 271 003	REG INSTR - WORK COMP TEACHERS PC	20,000.00	0.00	16,737.75	83.69	3,262.25	0.00	3,262.25
01 1100 271 004	REG INSTR - WORK COMP TEACHERS HE	20,000.00	0.00	16,737.75	83.69	3,262.25	0.00	3,262.25
01 1100 271 005	REG INSTR - WORK COMP TEACHERS BMS	20,000.00	0.00	16,737.75	83.69	3,262.25	0.00	3,262.25
01 1100 271 006	REG INSTR - WORK COMP TEACHERS AP	20,000.00	0.00	16,737.75	83.69	3,262.25	0.00	3,262.25
01 1100 271 007	REG INSTR - WORK COMP TEACHERS SE	20,000.00	0.00	16,737.75	83.69	3,262.25	0.00	3,262.25
01 1100 271 008	REG INSTR - WORK COMP TEACHERS BSMS	20,000.00	0.00	16,737.75	83.69	3,262.25	0.00	3,262.25
01 1100 280 000	REG INSTR - HEALTH BEN NON-INSTR DIST	5,700.00	475.00	2,375.00	41.67	3,325.00	0.00	3,325.00
01 1100 281 000	REG INSTR - HEALTH BEN TEACHERS DIST	0.00	475.00	2,375.00	0.00	(2,375.00)	0.00	(2,375.00)
01 1100 281 001	REG INSTR - HEALTH BEN TEACHERS HS	78,614.00	8,255.18	40,757.72	51.85	37,856.28	0.00	37,856.28
01 1100 281 002	REG INSTR - HEALTH BEN TEACHERS BE	31,213.00	3,433.22	17,238.13	55.23	13,974.87	0.00	13,974.87
01 1100 281 003	REG INSTR - HEALTH BEN TEACHERS PC	82,470.00	6,768.23	34,628.93	41.99	47,841.07	0.00	47,841.07

Account Number	Account Description	Revised Budget	Expended During Month	Expenditures to Date	% of Budget	Balance at EOM	P/ O Outstanding	Unencumbered Balance
01 1100 281 004	REG INSTR - HEALTH BEN TEACHERS HE	27,437.00	3,609.98	19,717.86	71.87	7,719.14	0.00	7,719.14
01 1100 281 005	REG INSTR - HEALTH BEN TEACHERS BMS	60,194.00	7,939.48	39,697.40	65.95	20,496.60	0.00	20,496.60
01 1100 281 006	REG INSTR - HEALTH BEN TEACHERS AP	33,278.00	3,100.43	15,502.15	46.58	17,775.85	0.00	17,775.85
01 1100 281 007	REG INSTR - HEALTH BEN TEACHERS SE	24,607.00	2,585.88	13,863.76	56.34	10,743.24	0.00	10,743.24
01 1100 281 008	REG INSTR - HEALTH BEN TEACHERS BSMS	75,998.00	6,864.57	33,735.05	44.39	42,262.95	0.00	42,262.95
01 1100 320 002	REG INSTR - PROF ED SERVICES BE	18,000.00	1,000.00	5,000.00	27.78	13,000.00	0.00	13,000.00
01 1100 320 003	REG INSTR - PROF ED SERVICES PC	18,000.00	1,000.00	5,000.00	27.78	13,000.00	0.00	13,000.00
01 1100 320 004	REG INSTR - PROF ED SERVICES HE	18,000.00	1,000.00	5,000.00	27.78	13,000.00	0.00	13,000.00
01 1100 320 006	REG INSTR - PROF ED SERVICES AP	18,000.00	1,000.00	5,000.00	27.78	13,000.00	0.00	13,000.00
01 1100 320 007	REG INSTR - PROF ED SERVICES SE	18,000.00	1,000.00	5,000.00	27.78	13,000.00	0.00	13,000.00
01 1100 340 000	REG INSTR - OTHER PROF SERVICES DIST	3,000.00	0.00	0.00	0.00	3,000.00	0.00	3,000.00
01 1100 340 001	REG INSTR - OTHER PROF SERVICES HS	500.00	0.00	0.00	0.00	500.00	0.00	500.00
01 1100 340 001 081	REG INSTR - PROF SERV VOCAL MUSIC HS	500.00	0.00	0.00	0.00	500.00	0.00	500.00
01 1100 340 001 082	REG INSTR - PROF SERV INSTR MUSIC HS	500.00	0.00	0.00	0.00	500.00	0.00	500.00
01 1100 340 002	REG INSTR - OTHER PROF SERVICES BE	500.00	0.00	0.00	0.00	500.00	0.00	500.00
01 1100 340 003	REG INSTR - OTHER PROF SERVICES PC	500.00	0.00	0.00	0.00	500.00	0.00	500.00
01 1100 340 004	REG INSTR - OTHER PROF SERVICES HE	500.00	0.00	0.00	0.00	500.00	0.00	500.00
01 1100 340 005	REG INSTR - OTHER PROF SERVICES BMS	500.00	0.00	0.00	0.00	500.00	0.00	500.00
01 1100 340 006	REG INSTR - OTHER PROF SERVICES AP	500.00	0.00	0.00	0.00	500.00	0.00	500.00
01 1100 340 007	REG INSTR - OTHER PROF SERVICES SE	500.00	0.00	0.00	0.00	500.00	0.00	500.00
01 1100 340 008	REG INSTR - OTHER PROF SERVICES BSMS	500.00	0.00	0.00	0.00	500.00	0.00	500.00
01 1100 440 001	REG INSTR - RENTALS HS	10,000.00	0.00	0.00	0.00	10,000.00	0.00	10,000.00
01 1100 440 002	REG INSTR - RENTALS BE	5,000.00	0.00	0.00	0.00	5,000.00	0.00	5,000.00
01 1100 440 003	REG INSTR - RENTALS PC	5,000.00	0.00	0.00	0.00	5,000.00	0.00	5,000.00
01 1100 440 004	REG INSTR - RENTALS HE	5,000.00	0.00	0.00	0.00	5,000.00	0.00	5,000.00
01 1100 440 005	REG INSTR - RENTALS BMS	5,000.00	0.00	0.00	0.00	5,000.00	0.00	5,000.00
01 1100 440 006	REG INSTR - RENTALS AP	5,000.00	0.00	0.00	0.00	5,000.00	0.00	5,000.00
01 1100 440 007	REG INSTR - RENTALS SE	5,000.00	0.00	0.00	0.00	5,000.00	0.00	5,000.00
01 1100 440 008	REG INSTR - RENTALS BSMS	5,000.00	0.00	0.00	0.00	5,000.00	0.00	5,000.00
01 1100 550 000	REG INSTR - PRINTING DIST	45,000.00	13,885.76	23,047.20	51.22	21,952.80	0.00	21,952.80
01 1100 550 001	REG INSTR - PRINTING HS	0.00	0.00	0.00	0.00	0.00	0.00	0.00
01 1100 550 002	REG INSTR - PRINTING BE	0.00	0.00	0.00	0.00	0.00	0.00	0.00
01 1100 550 003	REG INSTR - PRINTING PC	0.00	0.00	0.00	0.00	0.00	0.00	0.00
01 1100 550 004	REG INSTR - PRINTING HE	0.00	0.00	0.00	0.00	0.00	0.00	0.00
01 1100 550 005	REG INSTR - PRINTING BMS	0.00	0.00	0.00	0.00	0.00	0.00	0.00
01 1100 550 006	REG INSTR - PRINTING AP	0.00	0.00	0.00	0.00	0.00	0.00	0.00
01 1100 550 007	REG INSTR - PRINTING SE	0.00	0.00	0.00	0.00	0.00	0.00	0.00
01 1100 550 008	REG INSTR - PRINTING BSMS	0.00	0.00	0.00	0.00	0.00	0.00	0.00
01 1100 561 000	REG INSTR - TUIT PD OTHER DIST	15,000.00	0.00	16,200.00	108.00	(1,200.00)	0.00	(1,200.00)
01 1100 561 001	REG INSTR - TUIT PD OTHER DIST HS	27,200.00	0.00	0.00	0.00	27,200.00	0.00	27,200.00
01 1100 561 005	REG INSTR - TUIT PD OTHER DIST BMS	10,000.00	0.00	0.00	0.00	10,000.00	0.00	10,000.00
01 1100 561 008	REG INSTR - TUIT PD OTHER DIST BSMS	0.00	0.00	0.00	0.00	0.00	0.00	0.00
01 1100 580 000	REG INSTR - TRAVEL & MILEAGE DIST	2,000.00	294.38	1,303.77	65.19	696.23	0.00	696.23
01 1100 580 001	REG INSTR - TRAVEL & MILEAGE HS	1,500.00	0.00	137.50	9.17	1,362.50	0.00	1,362.50
01 1100 580 001 015	REG INSTR - TRAVEL & MILEAGE ENGLISH HS	150.00	0.00	0.00	0.00	150.00	0.00	150.00
01 1100 580 001 016	REG INSTR - TRAVEL & MILEAGE JOURN HS	300.00	0.00	0.00	2.33	300.00	7.00	293.00
01 1100 580 001 017	REG INSTR - TRAVEL & MILEAGE 1ACT/SP HS	500.00	101.48	174.25	34.85	325.75	0.00	325.75
01 1100 580 001 020	REG INSTR - TRAVEL & MILEAGE SPANISH HS	75.00	0.00	0.00	0.00	75.00	0.00	75.00
01 1100 580 001 021	REG INSTR - TRAVEL & MILEAGE FRENCH HS	75.00	0.00	0.00	0.00	75.00	0.00	75.00
01 1100 580 001 030	REG INSTR - TRAVEL & MILEAGE SOC STUD HS	75.00	0.00	0.00	0.00	75.00	0.00	75.00
01 1100 580 001 040	REG INSTR - TRAVEL & MILEAGE MATH HS	75.00	0.00	0.00	0.00	75.00	0.00	75.00
01 1100 580 001 050	REG INSTR - TRAVEL & MILEAGE T&L HS	75.00	0.00	0.00	0.00	75.00	0.00	75.00
01 1100 580 001 051	REG INSTR - TRAVEL & MILEAGE BUSINESS HS	75.00	0.00	0.00	0.00	75.00	0.00	75.00
01 1100 580 001 052	REG INSTR - TRAVEL & MILEAGE IND TECH HS	75.00	0.00	31.88	42.51	43.12	0.00	43.12
01 1100 580 001 053	REG INSTR - TRAVEL & MILEAGE FCS HS	75.00	0.00	0.00	0.00	75.00	0.00	75.00

02/10/2023 12:05 PM

Regular; Processing Month 01/2023; Active Chart of Account Number True

User ID: LEL

Account Number	Account Description	Revised Budget	Expended During Month	Expenditures to Date	% of Budget	Balance at EOM	P/ O Outstanding	Unencumbered Balance
01 1100 580 006 002	REG INSTR - TRAVEL & MILEAGE GRADE 2 AP	0.00	0.00	0.00	0.00	0.00	0.00	0.00
01 1100 580 006 003	REG INSTR - TRAVEL & MILEAGE GRADE 3 AP	0.00	0.00	0.00	0.00	0.00	0.00	0.00
01 1100 580 006 004	REG INSTR - TRAVEL & MILEAGE GRADE 4 AP	0.00	0.00	0.00	0.00	0.00	0.00	0.00
01 1100 580 006 005	REG INSTR - TRAVEL & MILEAGE GRADE 5 AP	0.00	0.00	0.00	0.00	0.00	0.00	0.00
01 1100 580 006 007	REG INSTR - TRAVEL & MILEAGE KDG AP	0.00	0.00	0.00	0.00	0.00	0.00	0.00
01 1100 580 006 060	REG INSTR - TRAVEL & MILEAGE PE AP	0.00	0.00	41.93	0.00	(41.93)	0.00	(41.93)
01 1100 580 006 080	REG INSTR - TRAVEL & MILEAGE ART AP	0.00	0.00	3.50	0.00	(3.50)	0.00	(3.50)
01 1100 580 006 081	REG INSTR - TRAVEL & MILEAGE VOC MUS AP	0.00	0.00	7.50	0.00	(7.50)	0.00	(7.50)
01 1100 580 006 082	REG INSTR - TRAVEL & MILEAGE INST MUS AP	0.00	0.00	18.04	0.00	(18.04)	0.00	(18.04)
01 1100 580 007	REG INSTR - TRAVEL & MILEAGE SE	1,500.00	0.00	118.88	7.93	1,381.12	0.00	1,381.12
01 1100 580 007 001	REG INSTR - TRAVEL & MILEAGE GRADE 1 SE	0.00	0.00	0.00	0.00	0.00	0.00	0.00
01 1100 580 007 002	REG INSTR - TRAVEL & MILEAGE GRADE 2 SE	0.00	0.00	0.00	0.00	0.00	0.00	0.00
01 1100 580 007 003	REG INSTR - TRAVEL & MILEAGE GRADE 3 SE	0.00	0.00	0.00	0.00	0.00	0.00	0.00
01 1100 580 007 004	REG INSTR - TRAVEL & MILEAGE GRADE 4 SE	0.00	0.00	0.00	0.00	0.00	0.00	0.00
01 1100 580 007 005	REG INSTR - TRAVEL & MILEAGE GRADE 5 SE	0.00	0.00	0.00	0.00	0.00	0.00	0.00
01 1100 580 007 007	REG INSTR - TRAVEL & MILEAGE KDG SE	0.00	0.00	0.00	0.00	0.00	0.00	0.00
01 1100 580 007 060	REG INSTR - TRAVEL & MILEAGE PE SE	0.00	0.00	0.00	0.00	0.00	0.00	0.00
01 1100 580 007 080	REG INSTR - TRAVEL & MILEAGE ART SE	0.00	0.00	3.50	0.00	(3.50)	0.00	(3.50)
01 1100 580 007 081	REG INSTR - TRAVEL & MILEAGE VOC MUS SE	0.00	0.00	0.00	0.00	0.00	0.00	0.00
01 1100 580 007 082	REG INSTR - TRAVEL & MILEAGE INST MUS SE	0.00	0.00	0.00	0.00	0.00	0.00	0.00
01 1100 580 008	REG INSTR - TRAVEL & MILEAGE BSMS	1,500.00	0.00	0.00	0.00	1,500.00	0.00	1,500.00
01 1100 580 008 015	REG INSTR - TRAVEL & MILEAGE ENGLISH BSMS	0.00	0.00	0.00	0.00	0.00	0.00	0.00
01 1100 580 008 018	REG INSTR - TRAVEL & MILEAGE READING BSMS	0.00	0.00	297.05	0.00	(297.05)	0.00	(297.05)
01 1100 580 008 019	REG INSTR - TRAVEL & MILEAGE SPEECH BSMS	0.00	0.00	0.00	0.00	0.00	0.00	0.00
01 1100 580 008 022	REG INSTR - TRAVEL & MILEAGE LANGUAGE BSMS	0.00	0.00	0.00	0.00	0.00	0.00	0.00
01 1100 580 008 030	REG INSTR - TRAVEL & MILEAGE SOC STUD BSMS	0.00	0.00	0.00	0.00	0.00	0.00	0.00
01 1100 580 008 040	REG INSTR - TRAVEL & MILEAGE MATH BSMS	0.00	0.00	0.00	0.00	0.00	0.00	0.00
01 1100 580 008 050	REG INSTR - TRAVEL & MILEAGE T&L BSMS	0.00	0.00	0.00	0.00	0.00	0.00	0.00
01 1100 580 008 054	REG INSTR - TRAVEL & MILEAGE COMPUTER BSMS	0.00	0.00	0.00	0.00	0.00	0.00	0.00
01 1100 580 008 060	REG INSTR - TRAVEL & MILEAGE PE BSMS	0.00	0.00	0.00	0.00	0.00	0.00	0.00
01 1100 580 008 070	REG INSTR - TRAVEL & MILEAGE SCIENCE BSMS	0.00	0.00	0.00	0.00	0.00	0.00	0.00
01 1100 580 008 080	REG INSTR - TRAVEL & MILEAGE ART BSMS	0.00	0.00	0.00	0.00	0.00	0.00	0.00
01 1100 580 008 081	REG INSTR - TRAVEL & MILEAGE VOC MUS BSMS	250.00	0.00	13.75	5.50	236.25	0.00	236.25
01 1100 580 008 082	REG INSTR - TRAVEL & MILEAGE INST MUS BSMS	250.00	0.00	87.62	35.05	162.38	0.00	162.38
01 1100 580 008 083	REG INSTR - TRAVEL & MILEAGE GEN MUS BSMS	0.00	0.00	0.00	0.00	0.00	0.00	0.00
01 1100 590 001	REG INSTR - PURCHASED SERVICES HS	10,000.00	0.00	0.00	0.00	10,000.00	0.00	10,000.00
01 1100 590 002	REG INSTR - PURCHASED SERVICES BE	1,500.00	0.00	0.00	0.00	1,500.00	0.00	1,500.00
01 1100 590 003	REG INSTR - PURCHASED SERVICES PC	1,500.00	0.00	0.00	0.00	1,500.00	0.00	1,500.00
01 1100 590 004	REG INSTR - PURCHASED SERVICES HE	1,500.00	0.00	0.00	0.00	1,500.00	0.00	1,500.00
01 1100 590 005	REG INSTR - PURCHASED SERVICES BMS	2,000.00	0.00	0.00	0.00	2,000.00	0.00	2,000.00
01 1100 590 006	REG INSTR - PURCHASED SERVICES AP	1,500.00	0.00	0.00	0.00	1,500.00	0.00	1,500.00
01 1100 590 007	REG INSTR - PURCHASED SERVICES SE	1,500.00	0.00	0.00	0.00	1,500.00	0.00	1,500.00
01 1100 590 008	REG INSTR - PURCHASED SERVICES BSMS	2,000.00	0.00	0.00	0.00	2,000.00	0.00	2,000.00
01 1100 610 000	REG INSTR - SUPPLIES DISTRICT	85,000.00	6,151.60	128,539.89	254.16	(43,539.89)	87,493.92	(131,033.81)
01 1100 610 000 611	REG INSTR - TESTING SUPPLIES DISTRICT	2,000.00	0.00	0.00	0.00	2,000.00	0.00	2,000.00
01 1100 610 001	REG INSTR - SUPPLIES HS	34,275.00	129.95	10,653.55	32.96	23,621.45	643.81	22,977.64
01 1100 610 001 015	REG INSTR - SUPPLIES ENGLISH HS	1,500.00	0.00	2,232.55	168.17	(732.55)	290.03	(1,022.58)
01 1100 610 001 016	REG INSTR - SUPPLIES JOURNALISM HS	500.00	0.00	99.00	19.80	401.00	0.00	401.00
01 1100 610 001 017	REG INSTR - SUPPLIES ONE-ACT HS	2,000.00	0.00	72.93	4.60	1,927.07	18.99	1,908.08
01 1100 610 001 020	REG INSTR - SUPPLIES SPANISH HS	650.00	128.50	1,235.52	196.61	(585.52)	42.45	(627.97)
01 1100 610 001 021	REG INSTR - SUPPLIES FRENCH HS	650.00	0.00	985.40	182.37	(335.40)	200.00	(535.40)
01 1100 610 001 030	REG INSTR - SUPPLIES SOC STUD HS	650.00	0.00	1,474.19	265.13	(824.19)	249.18	(1,073.37)
01 1100 610 001 040	REG INSTR - SUPPLIES MATH HS	1,937.00	0.00	3,822.27	207.64	(1,885.27)	199.71	(2,084.98)
01 1100 610 001 050	REG INSTR - SUPPLIES VOCATIONAL HS	1,700.00	0.00	0.00	0.00	1,700.00	0.00	1,700.00
01 1100 610 001 051	REG INSTR - SUPPLIES BUSINESS HS	750.00	0.00	895.24	128.81	(145.24)	70.80	(216.04)

Account Number	Account Description	Revised Budget	Expended During Month	Expenditures to Date	% of Budget	Balance at EOM	P/ O Outstanding	Unencumbered Balance
01 1100 610 001 052	REG INSTR - SUPPLIES IND TECH HS	1,500.00	0.00	2,692.34	249.88	(1,192.34)	1,055.91	(2,248.25)
01 1100 610 001 053	REG INSTR - SUPPLIES FCS HS	5,000.00	815.08	3,092.53	70.13	1,907.47	413.83	1,493.64
01 1100 610 001 060	REG INSTR - SUPPLIES PE HS	1,850.00	0.00	6,282.25	378.23	(4,432.25)	715.07	(5,147.32)
01 1100 610 001 070	REG INSTR - SUPPLIES SCIENCE HS	2,000.00	0.00	12,672.92	701.16	(10,672.92)	1,350.21	(12,023.13)
01 1100 610 001 080	REG INSTR - SUPPLIES ART HS	5,000.00	0.00	5,337.55	112.67	(337.55)	295.72	(633.27)
01 1100 610 001 081	REG INSTR - SUPPLIES VOCAL MUSIC HS	500.00	0.00	44.48	8.90	455.52	0.00	455.52
01 1100 610 001 082	REG INSTR - SUPPLIES INSTR MUSIC HS	2,500.00	0.00	252.69	15.28	2,247.31	129.38	2,117.93
01 1100 610 001 611	REG INSTR - TESTING SUPPLIES HS	12,000.00	0.00	0.00	0.00	12,000.00	0.00	12,000.00
01 1100 610 002	REG INSTR - SUPPLIES BE	18,600.00	0.00	5,130.43	30.91	13,469.57	619.47	12,850.10
01 1100 610 002 001	REG INSTR - SUPPLIES 1ST GRADE BE	950.00	77.40	1,169.12	128.54	(219.12)	51.98	(271.10)
01 1100 610 002 002	REG INSTR - SUPPLIES 2ND GRADE BE	800.00	0.00	249.65	31.21	550.35	0.00	550.35
01 1100 610 002 003	REG INSTR - SUPPLIES 3RD GRADE BE	850.00	0.00	250.56	29.48	599.44	0.00	599.44
01 1100 610 002 004	REG INSTR - SUPPLIES 4TH GRADE BE	800.00	0.00	48.30	8.54	751.70	19.99	731.71
01 1100 610 002 005	REG INSTR - SUPPLIES 5TH GRADE BE	700.00	0.00	944.40	158.01	(244.40)	161.64	(406.04)
01 1100 610 002 007	REG INSTR - SUPPLIES KDG BE	1,100.00	0.00	210.08	19.60	889.92	5.48	884.44
01 1100 610 002 020	REG INSTR - SUPPLIES SPANISH BE	250.00	83.96	83.96	33.58	166.04	0.00	166.04
01 1100 610 002 060	REG INSTR - SUPPLIES PE BE	600.00	0.00	0.00	0.00	600.00	0.00	600.00
01 1100 610 002 080	REG INSTR - SUPPLIES ART BE	650.00	0.00	474.10	72.94	175.90	0.00	175.90
01 1100 610 002 081	REG INSTR - SUPPLIES VOCAL MUSIC BE	600.00	0.00	444.04	74.01	155.96	0.00	155.96
01 1100 610 002 082	REG INSTR - SUPPLIES INSTR MUSIC BE	600.00	0.00	0.00	0.00	600.00	0.00	600.00
01 1100 610 002 611	REG INSTR - TESTING SUPPLIES BE	10,000.00	0.00	2,013.00	20.13	7,987.00	0.00	7,987.00
01 1100 610 003	REG INSTR - SUPPLIES PC	20,284.00	0.00	11,752.57	59.42	8,531.43	300.45	8,230.98
01 1100 610 003 001	REG INSTR - SUPPLIES 1ST GRADE PC	592.00	0.00	894.46	181.45	(302.46)	179.71	(482.17)
01 1100 610 003 002	REG INSTR - SUPPLIES 2ND GRADE PC	632.00	40.53	559.17	92.59	72.83	25.98	46.85
01 1100 610 003 003	REG INSTR - SUPPLIES 3RD GRADE PC	584.00	0.00	874.88	206.28	(290.88)	329.81	(620.69)
01 1100 610 003 004	REG INSTR - SUPPLIES 4TH GRADE PC	680.00	0.00	393.84	57.92	286.16	0.00	286.16
01 1100 610 003 005	REG INSTR - SUPPLIES 5TH GRADE PC	600.00	10.99	1,083.20	202.89	(483.20)	134.14	(617.34)
01 1100 610 003 007	REG INSTR - SUPPLIES KDG PC	728.00	0.00	341.57	47.93	386.43	7.37	379.06
01 1100 610 003 020	REG INSTR - SUPPLIES SPANISH PC	200.00	0.00	79.98	39.99	120.02	0.00	120.02
01 1100 610 003 060	REG INSTR - SUPPLIES PE PC	900.00	0.00	593.12	77.13	306.88	101.09	205.79
01 1100 610 003 080	REG INSTR - SUPPLIES ART PC	550.00	0.00	576.45	113.68	(26.45)	48.78	(75.23)
01 1100 610 003 081	REG INSTR - SUPPLIES VOCAL MUSIC PC	450.00	93.50	307.36	98.52	142.64	136.00	6.64
01 1100 610 003 082	REG INSTR - SUPPLIES INSTR MUSIC PC	300.00	0.00	0.00	0.00	300.00	0.00	300.00
01 1100 610 003 611	REG INSTR - TESTING SUPPLIES PC	9,000.00	0.00	2,912.75	32.36	6,087.25	0.00	6,087.25
01 1100 610 004	REG INSTR - SUPPLIES HE	16,200.00	119.94	11,038.59	70.51	5,161.41	383.24	4,778.17
01 1100 610 004 001	REG INSTR - SUPPLIES 1ST GRADE HE	1,200.00	0.00	454.09	37.84	745.91	0.00	745.91
01 1100 610 004 002	REG INSTR - SUPPLIES 2ND GRADE HE	1,500.00	0.00	497.48	33.71	1,002.52	8.10	994.42
01 1100 610 004 003	REG INSTR - SUPPLIES 3RD GRADE HE	1,400.00	0.00	0.00	0.00	1,400.00	0.00	1,400.00
01 1100 610 004 004	REG INSTR - SUPPLIES 4TH GRADE HE	1,100.00	0.00	137.58	12.51	962.42	0.00	962.42
01 1100 610 004 005	REG INSTR - SUPPLIES 5TH GRADE HE	1,100.00	0.00	0.00	6.35	1,100.00	69.89	1,030.11
01 1100 610 004 007	REG INSTR - SUPPLIES KDG HE	1,100.00	0.00	818.71	74.43	281.29	0.00	281.29
01 1100 610 004 020	REG INSTR - SUPPLIES SPANISH HE	500.00	0.00	0.00	0.00	500.00	0.00	500.00
01 1100 610 004 060	REG INSTR - SUPPLIES PE HE	700.00	0.00	573.19	81.88	126.81	0.00	126.81
01 1100 610 004 080	REG INSTR - SUPPLIES ART HE	700.00	0.00	256.31	59.79	443.69	162.23	281.46
01 1100 610 004 081	REG INSTR - SUPPLIES VOCAL MUSIC HE	700.00	0.00	0.00	0.00	700.00	0.00	700.00
01 1100 610 004 082	REG INSTR - SUPPLIES INSTR MUSIC HE	300.00	0.00	0.00	0.00	300.00	0.00	300.00
01 1100 610 004 611	REG INSTR - TESTING SUPPLIES HE	8,000.00	0.00	2,150.25	26.88	5,849.75	0.00	5,849.75
01 1100 610 005	REG INSTR - SUPPLIES BMS	25,000.00	0.00	9,300.16	37.78	15,699.84	146.08	15,553.76
01 1100 610 005 015	REG INSTR - SUPPLIES ENGLISH BMS	1,525.00	0.00	430.31	28.91	1,094.69	10.58	1,084.11
01 1100 610 005 018	REG INSTR - SUPPLIES READING BMS	1,525.00	0.00	582.15	45.12	942.85	105.87	836.98
01 1100 610 005 019	REG INSTR - SUPPLIES SPEECH/DRAMA BMS	1,250.00	0.00	140.63	15.74	1,109.37	56.18	1,053.19
01 1100 610 005 022	REG INSTR - SUPPLIES WORLD LANG BMS	1,400.00	0.00	243.65	28.70	1,156.35	158.15	998.20
01 1100 610 005 030	REG INSTR - SUPPLIES SOC STUD BMS	2,000.00	116.66	274.92	13.75	1,725.08	0.00	1,725.08
01 1100 610 005 040	REG INSTR - SUPPLIES MATH BMS	2,550.00	0.00	613.03	70.83	1,936.97	1,193.20	743.77
01 1100 610 005 050	REG INSTR - SUPPLIES T&L BMS	3,000.00	1,903.55	5,792.77	249.11	(2,792.77)	1,680.66	(4,473.43)

02/10/2023 12:05 PM

Regular; Processing Month 01/2023; Active Chart of Account Number True

User ID: LEL

Account Number	Account Description	Revised Budget	Expended During Month	Expenditures to Date	% of Budget	Balance at EOM	P/ O Outstanding	Unencumbered Balance
01 1100 610 005 054	REG INSTR - SUPPLIES COMPUTERS BMS	900.00	0.00	401.53	47.16	498.47	22.94	475.53
01 1100 610 005 060	REG INSTR - SUPPLIES PE/HEALTH BMS	2,400.00	80.98	319.64	14.98	2,080.36	39.80	2,040.56
01 1100 610 005 070	REG INSTR - SUPPLIES SCIENCE BMS	7,500.00	138.91	1,726.69	35.16	5,773.31	910.54	4,862.77
01 1100 610 005 080	REG INSTR - SUPPLIES ART BMS	2,330.00	0.00	4,076.39	224.21	(1,746.39)	1,147.70	(2,894.09)
01 1100 610 005 081	REG INSTR - SUPPLIES VOCAL MUSIC BMS	1,000.00	0.00	255.48	26.54	744.52	9.94	734.58
01 1100 610 005 082	REG INSTR - SUPPLIES INSTR MUSIC BMS	1,000.00	0.00	87.59	114.05	912.41	1,052.89	(140.48)
01 1100 610 005 083	REG INSTR - SUPPLIES GENERAL MUSIC BMS	1,500.00	0.00	3,995.00	266.33	(2,495.00)	0.00	(2,495.00)
01 1100 610 005 611	REG INSTR - TESTING SUPPLIES BMS	12,000.00	0.00	0.00	0.00	12,000.00	0.00	12,000.00
01 1100 610 006	REG INSTR - SUPPLIES AP	20,284.00	16.99	8,489.57	42.34	11,794.43	98.54	11,695.89
01 1100 610 006 001	REG INSTR - SUPPLIES 1ST GRADE AP	592.00	88.83	88.83	22.57	503.17	44.78	458.39
01 1100 610 006 002	REG INSTR - SUPPLIES 2ND GRADE AP	632.00	81.96	267.71	43.94	364.29	9.99	354.30
01 1100 610 006 003	REG INSTR - SUPPLIES 3RD GRADE AP	584.00	0.00	155.40	29.00	428.60	13.98	414.62
01 1100 610 006 004	REG INSTR - SUPPLIES 4TH GRADE AP	680.00	0.00	6.35	0.93	673.65	0.00	673.65
01 1100 610 006 005	REG INSTR - SUPPLIES 5TH GRADE AP	600.00	0.00	0.00	0.00	600.00	0.00	600.00
01 1100 610 006 007	REG INSTR - SUPPLIES KDG AP	728.00	146.00	266.91	36.66	461.09	0.00	461.09
01 1100 610 006 020	REG INSTR - SUPPLIES SPANISH AP	200.00	0.00	0.00	0.00	200.00	0.00	200.00
01 1100 610 006 060	REG INSTR - SUPPLIES PE AP	900.00	109.92	258.44	33.72	641.56	45.00	596.56
01 1100 610 006 080	REG INSTR - SUPPLIES ART AP	550.00	0.00	383.59	69.74	166.41	0.00	166.41
01 1100 610 006 081	REG INSTR - SUPPLIES VOCAL MUSIC AP	450.00	0.00	566.89	125.98	(116.89)	0.00	(116.89)
01 1100 610 006 082	REG INSTR - SUPPLIES INSTR MUSIC AP	300.00	0.00	0.00	0.00	300.00	0.00	300.00
01 1100 610 006 611	REG INSTR - TESTING SUPPLIES AP	9,000.00	0.00	1,784.25	19.83	7,215.75	0.00	7,215.75
01 1100 610 007	REG INSTR - SUPPLIES SE	20,284.00	250.45	27,924.49	138.06	(7,640.49)	78.90	(7,719.39)
01 1100 610 007 001	REG INSTR - SUPPLIES 1ST GRADE SE	592.00	0.00	696.56	118.84	(104.56)	6.99	(111.55)
01 1100 610 007 002	REG INSTR - SUPPLIES 2ND GRADE SE	632.00	0.00	651.27	103.05	(19.27)	0.00	(19.27)
01 1100 610 007 003	REG INSTR - SUPPLIES 3RD GRADE SE	584.00	0.00	253.40	43.39	330.60	0.00	330.60
01 1100 610 007 004	REG INSTR - SUPPLIES 4TH GRADE SE	680.00	0.00	273.90	40.28	406.10	0.00	406.10
01 1100 610 007 005	REG INSTR - SUPPLIES 5TH GRADE SE	600.00	224.97	394.74	69.09	205.26	19.78	185.48
01 1100 610 007 007	REG INSTR - SUPPLIES KDG SE	728.00	0.00	302.56	68.90	425.44	199.00	226.44
01 1100 610 007 020	REG INSTR - SUPPLIES SPANISH SE	200.00	0.00	0.00	0.00	200.00	0.00	200.00
01 1100 610 007 060	REG INSTR - SUPPLIES PE SE	900.00	0.00	206.13	22.90	693.87	0.00	693.87
01 1100 610 007 080	REG INSTR - SUPPLIES ART SE	550.00	0.00	3,791.79	689.42	(3,241.79)	0.00	(3,241.79)
01 1100 610 007 081	REG INSTR - SUPPLIES VOCAL MUSIC SE	450.00	52.95	262.46	58.32	187.54	0.00	187.54
01 1100 610 007 082	REG INSTR - SUPPLIES INSTR MUSIC SE	300.00	0.00	0.00	0.00	300.00	0.00	300.00
01 1100 610 007 611	REG INSTR - TESTING SUPPLIES SE	9,000.00	0.00	1,814.75	20.16	7,185.25	0.00	7,185.25
01 1100 610 008	REG INSTR - SUPPLIES BSMS	25,000.00	937.39	13,863.65	56.80	11,136.35	335.30	10,801.05
01 1100 610 008 015	REG INSTR - SUPPLIES ENGLISH BSMS	1,525.00	71.66	438.17	29.77	1,086.83	15.87	1,070.96
01 1100 610 008 018	REG INSTR - SUPPLIES READING BSMS	1,525.00	236.31	1,742.03	130.39	(217.03)	246.37	(463.40)
01 1100 610 008 019	REG INSTR - SUPPLIES SPEECH/DRAMA BSMS	1,250.00	0.00	860.40	103.72	389.60	436.15	(46.55)
01 1100 610 008 022	REG INSTR - SUPPLIES WORLD LANG BSMS	1,400.00	93.19	1,625.11	116.08	(225.11)	0.00	(225.11)
01 1100 610 008 030	REG INSTR - SUPPLIES SOC STUD BSMS	2,000.00	0.00	1,697.39	86.37	302.61	29.97	272.64
01 1100 610 008 040	REG INSTR - SUPPLIES MATH BSMS	2,550.00	0.00	2,547.32	109.38	2.68	241.90	(239.22)
01 1100 610 008 050	REG INSTR - SUPPLIES T&L BSMS	3,000.00	550.94	17,649.08	629.20	(14,649.08)	1,226.87	(15,875.95)
01 1100 610 008 054	REG INSTR - SUPPLIES COMPUTERS BSMS	900.00	0.00	6,839.89	764.02	(5,939.89)	36.27	(5,976.16)
01 1100 610 008 060	REG INSTR - SUPPLIES PE/HEALTH BSMS	2,400.00	0.81	4,228.72	180.74	(1,828.72)	109.15	(1,937.87)
01 1100 610 008 070	REG INSTR - SUPPLIES SCIENCE BSMS	7,500.00	644.99	6,506.41	92.96	993.59	465.91	527.68
01 1100 610 008 080	REG INSTR - SUPPLIES ART BSMS	2,330.00	0.00	3,273.75	186.35	(943.75)	1,068.14	(2,011.89)
01 1100 610 008 081	REG INSTR - SUPPLIES VOCAL MUSIC BSMS	1,000.00	137.70	742.50	75.24	257.50	9.94	247.56
01 1100 610 008 082	REG INSTR - SUPPLIES INSTR MUSIC BSMS	1,000.00	639.53	789.97	79.00	210.03	0.00	210.03
01 1100 610 008 083	REG INSTR - SUPPLIES GENERAL MUSIC BSMS	1,500.00	15.00	742.55	51.04	757.45	23.00	734.45
01 1100 610 008 611	REG INSTR - TESTING SUPPLIES BSMS	12,000.00	0.00	0.00	0.00	12,000.00	0.00	12,000.00
01 1100 640 000	REG INSTR - BOOKS & PERIODICALS DISTRICT	695,000.00	0.00	182,392.61	26.55	512,607.39	2,160.25	510,447.14
01 1100 640 001	REG INSTR - BOOKS & PERIODICALS HS	9,200.00	0.00	7,720.92	83.92	1,479.08	0.00	1,479.08
01 1100 640 001 015	REG INSTR - BOOKS & PER ENGLISH HS	3,750.00	0.00	4,403.76	120.76	(653.76)	124.75	(778.51)
01 1100 640 001 016	REG INSTR - BOOKS & PER JOURN HS	0.00	0.00	646.43	0.00	(646.43)	717.91	(1,364.34)
01 1100 640 001 017	REG INSTR - BOOKS & PER ONE-ACT HS	0.00	0.00	598.20	0.00	(598.20)	0.00	(598.20)

Account Number	Account Description	Revised Budget	Expended During Month	Expenditures to Date	% of Budget	Balance at EOM	P/ O Outstanding	Unencumbered Balance
01 1100 650 006 081	REG INSTR - SUPPLIES TECH-REL VOC MUS AP	0.00	0.00	0.00	0.00	0.00	0.00	0.00
01 1100 650 006 082	REG INSTR - SUPPLIES TECH-REL INS MUS AP	0.00	0.00	0.00	0.00	0.00	0.00	0.00
01 1100 650 007	REG INSTR - SUPPLIES TECH-REL SE	600.00	0.00	3,188.86	531.48	(2,588.86)	0.00	(2,588.86)
01 1100 650 007 001	REG INSTR - SUPPLIES TECH-REL 1 GRADE SE	0.00	0.00	0.00	0.00	0.00	0.00	0.00
01 1100 650 007 002	REG INSTR - SUPPLIES TECH-REL 2 GRADE SE	0.00	0.00	0.00	0.00	0.00	0.00	0.00
01 1100 650 007 003	REG INSTR - SUPPLIES TECH-REL 3 GRADE SE	0.00	0.00	0.00	0.00	0.00	0.00	0.00
01 1100 650 007 004	REG INSTR - SUPPLIES TECH-REL 4 GRADE SE	0.00	0.00	0.00	0.00	0.00	0.00	0.00
01 1100 650 007 005	REG INSTR - SUPPLIES TECH-REL 5 GRADE SE	0.00	0.00	0.00	0.00	0.00	0.00	0.00
01 1100 650 007 007	REG INSTR - SUPPLIES TECH-REL KDG SE	0.00	0.00	0.00	0.00	0.00	0.00	0.00
01 1100 650 007 080	REG INSTR - SUPPLIES TECH-REL ART SE	0.00	0.00	0.00	0.00	0.00	0.00	0.00
01 1100 650 007 081	REG INSTR - SUPPLIES TECH-REL VOC MUS SE	0.00	0.00	8.99	0.00	(8.99)	0.00	(8.99)
01 1100 650 007 082	REG INSTR - SUPPLIES TECH-REL INS MUS SE	0.00	0.00	0.00	0.00	0.00	0.00	0.00
01 1100 650 008	REG INSTR - SUPPLIES TECH-REL BSMS	0.00	0.00	0.00	0.00	0.00	0.00	0.00
01 1100 650 008 015	REG INSTR - SUPPLIES TECH-REL ENG BSMS	0.00	0.00	0.00	0.00	0.00	0.00	0.00
01 1100 650 008 018	REG INSTR - SUPPLIES TECH-REL READ BSMS	0.00	0.00	0.00	0.00	0.00	0.00	0.00
01 1100 650 008 019	REG INSTR - SUPPLIES TECH-REL SP/DR BSMS	0.00	0.00	607.68	0.00	(607.68)	0.00	(607.68)
01 1100 650 008 022	REG INSTR - SUPPLIES TECH-REL WR LG BSMS	0.00	0.00	0.00	0.00	0.00	0.00	0.00
01 1100 650 008 030	REG INSTR - SUPPLIES TECH SOC STUD BSMS	100.00	0.00	0.00	0.00	100.00	0.00	100.00
01 1100 650 008 040	REG INSTR - SUPPLIES TECH-REL MATH BSMS	0.00	0.00	0.00	0.00	0.00	422.37	(422.37)
01 1100 650 008 050	REG INSTR - SUPPLIES TECH-REL T&L BSMS	0.00	0.00	0.00	0.00	0.00	0.00	0.00
01 1100 650 008 054	REG INSTR - SUPPLIES TECH-REL COMP BSMS	0.00	0.00	0.00	0.00	0.00	0.00	0.00
01 1100 650 008 060	REG INSTR - SUPPLIES TECH-REL PE/HT BSMS	0.00	0.00	0.00	0.00	0.00	0.00	0.00
01 1100 650 008 070	REG INSTR - SUPPLIES TECH-REL SCI BSMS	0.00	0.00	0.00	0.00	0.00	0.00	0.00
01 1100 650 008 080	REG INSTR - SUPPLIES TECH-REL ART BSMS	0.00	0.00	0.00	0.00	0.00	0.00	0.00
01 1100 650 008 081	REG INSTR - SUPPLIES TECH-REL VOCAL BSMS	250.00	0.00	0.00	0.00	250.00	0.00	250.00
01 1100 650 008 082	REG INSTR - SUPPLIES TECH-REL INST BSMS	250.00	0.00	0.00	59.60	250.00	149.00	101.00
01 1100 650 008 083	REG INSTR - SUPPLIES TECH-REL MUSIC BSMS	0.00	0.00	0.00	0.00	0.00	129.00	(129.00)
01 1100 733 000	REG INSTR - FURN & EQUIP DISTRICT	40,000.00	0.00	0.00	44.38	40,000.00	17,752.80	22,247.20
01 1100 733 001	REG INSTR - FURN & EQUIP HS	12,320.00	0.00	0.00	10.69	12,320.00	1,316.82	11,003.18
01 1100 733 001 015	REG INSTR - FURN & EQUIP ENGLISH HS	500.00	0.00	0.00	0.00	500.00	0.00	500.00
01 1100 733 001 016	REG INSTR - FURN & EQUIP JOURNALISM HS	0.00	0.00	0.00	0.00	0.00	0.00	0.00
01 1100 733 001 017	REG INSTR - FURN & EQUIP ONE-ACT HS	0.00	0.00	0.00	0.00	0.00	0.00	0.00
01 1100 733 001 020	REG INSTR - FURN & EQUIP SPANISH HS	0.00	0.00	0.00	0.00	0.00	0.00	0.00
01 1100 733 001 021	REG INSTR - FURN & EQUIP FRENCH HS	0.00	0.00	0.00	0.00	0.00	0.00	0.00
01 1100 733 001 030	REG INSTR - FURN & EQUIP SOC STUD HS	0.00	0.00	418.78	0.00	(418.78)	0.00	(418.78)
01 1100 733 001 040	REG INSTR - FURN & EQUIP MATH HS	0.00	0.00	0.00	0.00	0.00	0.00	0.00
01 1100 733 001 050	REG INSTR - FURN & EQUIP T&L HS	0.00	0.00	0.00	0.00	0.00	0.00	0.00
01 1100 733 001 052	REG INSTR - FURN & EQUIP IND TECH HS	0.00	0.00	0.00	0.00	0.00	0.00	0.00
01 1100 733 001 060	REG INSTR - FURN & EQUIP PE HS	0.00	0.00	0.00	0.00	0.00	0.00	0.00
01 1100 733 001 070	REG INSTR - FURN & EQUIP SCIENCE HS	0.00	0.00	0.00	0.00	0.00	0.00	0.00
01 1100 733 001 080	REG INSTR - FURN & EQUIP ART HS	0.00	0.00	0.00	0.00	0.00	0.00	0.00
01 1100 733 001 081	REG INSTR - FURN & EQUIP VOCAL MUSIC HS	0.00	0.00	0.00	0.00	0.00	0.00	0.00
01 1100 733 001 082	REG INSTR - FURN & EQUIP INSTR MUSIC HS	1,680.00	514.00	514.00	39.77	1,166.00	154.20	1,011.80
01 1100 733 002	REG INSTR - FURN & EQUIP BE	13,400.00	0.00	867.98	6.48	12,532.02	0.00	12,532.02
01 1100 733 002 001	REG INSTR - FURN & EQUIP 1ST GRADE BE	0.00	0.00	87.26	0.00	(87.26)	0.00	(87.26)
01 1100 733 002 002	REG INSTR - FURN & EQUIP 2ND GRADE BE	0.00	0.00	0.00	0.00	0.00	0.00	0.00
01 1100 733 002 003	REG INSTR - FURN & EQUIP 3RD GRADE BE	0.00	0.00	0.00	0.00	0.00	0.00	0.00
01 1100 733 002 004	REG INSTR - FURN & EQUIP 4TH GRADE BE	0.00	0.00	0.00	0.00	0.00	0.00	0.00
01 1100 733 002 005	REG INSTR - FURN & EQUIP 5TH GRADE BE	0.00	0.00	168.59	0.00	(168.59)	0.00	(168.59)
01 1100 733 002 007	REG INSTR - FURN & EQUIP KDG BE	0.00	0.00	0.00	0.00	0.00	0.00	0.00
01 1100 733 002 060	REG INSTR - FURN & EQUIP PE BE	0.00	0.00	0.00	0.00	0.00	0.00	0.00
01 1100 733 002 080	REG INSTR - FURN & EQUIP ART BE	0.00	0.00	0.00	0.00	0.00	0.00	0.00
01 1100 733 002 081	REG INSTR - FURN & EQUIP VOCAL MUSIC BE	0.00	0.00	0.00	0.00	0.00	0.00	0.00
01 1100 733 002 082	REG INSTR - FURN & EQUIP INSTR MUSIC BE	0.00	0.00	0.00	0.00	0.00	150.00	(150.00)
01 1100 733 003	REG INSTR - FURN & EQUIP PC	113,300.00	34,950.00	58,821.94	51.92	54,478.06	0.00	54,478.06

Account Number	Account Description	Revised Budget	Expended During Month	Expenditures to Date	% of Budget	Balance at EOM	P/ O Outstanding	Unencumbered Balance
01 1100 734 003 060	REG INSTR - HARDWARE PE PC	0.00	0.00	0.00	0.00	0.00	0.00	0.00
01 1100 734 003 080	REG INSTR - HARDWARE ART PC	0.00	0.00	0.00	0.00	0.00	0.00	0.00
01 1100 734 003 081	REG INSTR - HARDWARE VOCAL MUSIC PC	0.00	0.00	0.00	0.00	0.00	0.00	0.00
01 1100 734 003 082	REG INSTR - HARDWARE INSTR MUSIC PC	0.00	0.00	0.00	0.00	0.00	0.00	0.00
01 1100 734 004	REG INSTR - HARDWARE HE	3,000.00	0.00	2,902.97	96.77	97.03	0.00	97.03
01 1100 734 004 001	REG INSTR - HARDWARE 1ST GRADE HE	0.00	0.00	0.00	0.00	0.00	0.00	0.00
01 1100 734 004 002	REG INSTR - HARDWARE 2ND GRADE HE	0.00	0.00	0.00	0.00	0.00	0.00	0.00
01 1100 734 004 003	REG INSTR - HARDWARE 3RD GRADE HE	0.00	0.00	0.00	0.00	0.00	0.00	0.00
01 1100 734 004 004	REG INSTR - HARDWARE 4TH GRADE HE	0.00	0.00	0.00	0.00	0.00	0.00	0.00
01 1100 734 004 005	REG INSTR - HARDWARE 5TH GRADE HE	0.00	0.00	0.00	0.00	0.00	0.00	0.00
01 1100 734 004 007	REG INSTR - HARDWARE KDG HE	0.00	0.00	0.00	0.00	0.00	0.00	0.00
01 1100 734 004 060	REG INSTR - HARDWARE PE HE	0.00	0.00	0.00	0.00	0.00	0.00	0.00
01 1100 734 004 080	REG INSTR - HARDWARE ART HE	0.00	0.00	0.00	0.00	0.00	0.00	0.00
01 1100 734 004 081	REG INSTR - HARDWARE VOCAL MUSIC HE	0.00	0.00	0.00	0.00	0.00	0.00	0.00
01 1100 734 004 082	REG INSTR - HARDWARE INSTR MUSIC HE	0.00	0.00	0.00	0.00	0.00	0.00	0.00
01 1100 734 005	REG INSTR - HARDWARE BMS	4,000.00	0.00	0.00	6.75	4,000.00	270.00	3,730.00
01 1100 734 005 015	REG INSTR - HARDWARE ENGLISH BMS	0.00	0.00	0.00	0.00	0.00	0.00	0.00
01 1100 734 005 018	REG INSTR - HARDWARE READING BMS	0.00	0.00	0.00	0.00	0.00	0.00	0.00
01 1100 734 005 019	REG INSTR - HARDWARE SPEECH/DRAMA BMS	0.00	0.00	0.00	0.00	0.00	34.14	(34.14)
01 1100 734 005 022	REG INSTR - HARDWARE WORLD LANG BMS	0.00	0.00	0.00	0.00	0.00	0.00	0.00
01 1100 734 005 030	REG INSTR - HARDWARE SOC STUD BMS	0.00	0.00	0.00	0.00	0.00	0.00	0.00
01 1100 734 005 040	REG INSTR - HARDWARE MATH BMS	0.00	0.00	0.00	0.00	0.00	0.00	0.00
01 1100 734 005 050	REG INSTR - HARDWARE T&L BMS	0.00	0.00	0.00	0.00	0.00	0.00	0.00
01 1100 734 005 054	REG INSTR - HARDWARE COMPUTERS BMS	0.00	0.00	0.00	0.00	0.00	0.00	0.00
01 1100 734 005 060	REG INSTR - HARDWARE PE/HEALTH BMS	0.00	0.00	0.00	0.00	0.00	0.00	0.00
01 1100 734 005 070	REG INSTR - HARDWARE SCIENCE BMS	0.00	0.00	0.00	0.00	0.00	0.00	0.00
01 1100 734 005 080	REG INSTR - HARDWARE ART BMS	0.00	0.00	0.00	0.00	0.00	0.00	0.00
01 1100 734 005 081	REG INSTR - HARDWARE VOCAL MUSIC BMS	0.00	0.00	0.00	0.00	0.00	0.00	0.00
01 1100 734 005 082	REG INSTR - HARDWARE INSTR MUSIC BMS	0.00	0.00	0.00	0.00	0.00	0.00	0.00
01 1100 734 005 083	REG INSTR - HARDWARE GENERAL MUSIC BMS	0.00	0.00	0.00	0.00	0.00	0.00	0.00
01 1100 734 006	REG INSTR - HARDWARE AP	3,000.00	0.00	0.00	0.00	3,000.00	0.00	3,000.00
01 1100 734 006 001	REG INSTR - HARDWARE 1ST GRADE AP	0.00	0.00	0.00	0.00	0.00	0.00	0.00
01 1100 734 006 002	REG INSTR - HARDWARE 2ND GRADE AP	0.00	0.00	0.00	0.00	0.00	0.00	0.00
01 1100 734 006 003	REG INSTR - HARDWARE 3RD GRADE AP	0.00	0.00	0.00	0.00	0.00	0.00	0.00
01 1100 734 006 004	REG INSTR - HARDWARE 4TH GRADE AP	0.00	0.00	0.00	0.00	0.00	0.00	0.00
01 1100 734 006 005	REG INSTR - HARDWARE 5TH GRADE AP	0.00	0.00	0.00	0.00	0.00	0.00	0.00
01 1100 734 006 007	REG INSTR - HARDWARE KDG AP	0.00	0.00	0.00	0.00	0.00	0.00	0.00
01 1100 734 006 020	REG INSTR - HARDWARE SPANISH AP	0.00	0.00	0.00	0.00	0.00	0.00	0.00
01 1100 734 006 060	REG INSTR - HARDWARE PE AP	0.00	0.00	0.00	0.00	0.00	0.00	0.00
01 1100 734 006 080	REG INSTR - HARDWARE ART AP	0.00	0.00	0.00	0.00	0.00	0.00	0.00
01 1100 734 006 081	REG INSTR - HARDWARE VOCAL MUSIC AP	0.00	0.00	0.00	0.00	0.00	0.00	0.00
01 1100 734 006 082	REG INSTR - HARDWARE INSTR MUSIC AP	0.00	0.00	0.00	0.00	0.00	0.00	0.00
01 1100 734 007	REG INSTR - HARDWARE SE	3,000.00	0.00	375.37	12.51	2,624.63	0.00	2,624.63
01 1100 734 007 001	REG INSTR - HARDWARE 1ST GRADE SE	0.00	0.00	0.00	0.00	0.00	0.00	0.00
01 1100 734 007 002	REG INSTR - HARDWARE 2ND GRADE SE	0.00	0.00	0.00	0.00	0.00	0.00	0.00
01 1100 734 007 003	REG INSTR - HARDWARE 3RD GRADE SE	0.00	0.00	0.00	0.00	0.00	0.00	0.00
01 1100 734 007 004	REG INSTR - HARDWARE 4TH GRADE SE	0.00	0.00	0.00	0.00	0.00	0.00	0.00
01 1100 734 007 005	REG INSTR - HARDWARE 5TH GRADE SE	0.00	0.00	0.00	0.00	0.00	0.00	0.00
01 1100 734 007 007	REG INSTR - HARDWARE KDG SE	0.00	0.00	0.00	0.00	0.00	0.00	0.00
01 1100 734 007 020	REG INSTR - HARDWARE SPANISH SE	0.00	0.00	0.00	0.00	0.00	0.00	0.00
01 1100 734 007 060	REG INSTR - HARDWARE PE SE	0.00	0.00	0.00	0.00	0.00	0.00	0.00
01 1100 734 007 080	REG INSTR - HARDWARE ART SE	0.00	0.00	0.00	0.00	0.00	0.00	0.00
01 1100 734 007 081	REG INSTR - HARDWARE VOCAL MUSIC SE	0.00	0.00	0.00	0.00	0.00	0.00	0.00
01 1100 734 007 082	REG INSTR - HARDWARE INSTR MUSIC SE	0.00	0.00	0.00	0.00	0.00	0.00	0.00
01 1100 734 008	REG INSTR - HARDWARE BSMS	4,000.00	0.00	430.58	10.76	3,569.42	0.00	3,569.42

BPS Monthly Expenditure Report by Function
 Regular; Processing Month 01/2023; Active Chart of Account Number True

Account Number	Account Description	Revised Budget	Expended During Month	Expenditures to Date	% of Budget	Balance at EOM	P/ O Outstanding	Unencumbered Balance
01 1100 734 008 015	REG INSTR - HARDWARE ENGLISH BSMS	0.00	0.00	0.00	0.00	0.00	0.00	0.00
01 1100 734 008 018	REG INSTR - HARDWARE READING BSMS	0.00	0.00	0.00	0.00	0.00	0.00	0.00
01 1100 734 008 019	REG INSTR - HARDWARE SPEECH/DRAMA BSMS	0.00	0.00	0.00	0.00	0.00	0.00	0.00
01 1100 734 008 022	REG INSTR - HARDWARE WORLD LANG BSMS	0.00	0.00	0.00	0.00	0.00	0.00	0.00
01 1100 734 008 030	REG INSTR - HARDWARE SOC STUD BSMS	0.00	0.00	0.00	0.00	0.00	0.00	0.00
01 1100 734 008 040	REG INSTR - HARDWARE MATH BSMS	0.00	0.00	0.00	0.00	0.00	0.00	0.00
01 1100 734 008 050	REG INSTR - HARDWARE T&L BSMS	0.00	0.00	0.00	0.00	0.00	0.00	0.00
01 1100 734 008 054	REG INSTR - HARDWARE COMPUTERS BSMS	0.00	0.00	1,494.00	0.00	(1,494.00)	0.00	(1,494.00)
01 1100 734 008 060	REG INSTR - HARDWARE PE/HEALTH BSMS	0.00	0.00	0.00	0.00	0.00	0.00	0.00
01 1100 734 008 070	REG INSTR - HARDWARE SCIENCE BSMS	0.00	0.00	0.00	0.00	0.00	0.00	0.00
01 1100 734 008 080	REG INSTR - HARDWARE ART BSMS	0.00	0.00	0.00	0.00	0.00	0.00	0.00
01 1100 734 008 081	REG INSTR - HARDWARE VOCAL MUSIC BSMS	0.00	0.00	0.00	0.00	0.00	0.00	0.00
01 1100 734 008 082	REG INSTR - HARDWARE INSTR MUSIC BSMS	0.00	0.00	0.00	0.00	0.00	0.00	0.00
01 1100 734 008 083	REG INSTR - HARDWARE GENERAL MUSIC BSMS	0.00	0.00	0.00	0.00	0.00	0.00	0.00
01 1100 735 000	REG INSTR - SOFTWARE DISTRICT	170,000.00	11,051.99	80,802.41	74.52	89,197.59	45,888.25	43,309.34
01 1100 735 001	REG INSTR - SOFTWARE HS	13,000.00	0.00	17,338.25	133.37	(4,338.25)	0.00	(4,338.25)
01 1100 735 001 015	REG INSTR - SOFTWARE ENGLISH HS	1,525.00	0.00	2,500.00	163.93	(975.00)	0.00	(975.00)
01 1100 735 001 016	REG INSTR - SOFTWARE JOURNALISM HS	0.00	0.00	0.00	0.00	0.00	0.00	0.00
01 1100 735 001 017	REG INSTR - SOFTWARE ONE-ACT/SPEECH HS	0.00	0.00	1,718.50	0.00	(1,718.50)	0.00	(1,718.50)
01 1100 735 001 020	REG INSTR - SOFTWARE SPANISH HS	0.00	0.00	0.00	0.00	0.00	0.00	0.00
01 1100 735 001 021	REG INSTR - SOFTWARE FRENCH HS	0.00	0.00	0.00	0.00	0.00	0.00	0.00
01 1100 735 001 030	REG INSTR - SOFTWARE SOC STUD HS	0.00	0.00	0.00	0.00	0.00	0.00	0.00
01 1100 735 001 040	REG INSTR - SOFTWARE MATH HS	0.00	0.00	832.00	0.00	(832.00)	0.00	(832.00)
01 1100 735 001 050	REG INSTR - SOFTWARE VOCATIONAL HS	300.00	0.00	0.00	0.00	300.00	0.00	300.00
01 1100 735 001 051	REG INSTR - SOFTWARE BUSINESS HS	0.00	0.00	0.00	0.00	0.00	0.00	0.00
01 1100 735 001 052	REG INSTR - SOFTWARE IND TECH HS	0.00	0.00	0.00	0.00	0.00	0.00	0.00
01 1100 735 001 053	REG INSTR - SOFTWARE FCS HS	0.00	0.00	0.00	0.00	0.00	0.00	0.00
01 1100 735 001 060	REG INSTR - SOFTWARE PE HS	0.00	0.00	399.80	0.00	(399.80)	0.00	(399.80)
01 1100 735 001 070	REG INSTR - SOFTWARE SCIENCE HS	0.00	0.00	0.00	0.00	0.00	0.00	0.00
01 1100 735 001 080	REG INSTR - SOFTWARE ART HS	0.00	0.00	0.00	0.00	0.00	0.00	0.00
01 1100 735 001 081	REG INSTR - SOFTWARE VOCAL MUSIC HS	0.00	0.00	0.00	0.00	0.00	0.00	0.00
01 1100 735 001 082	REG INSTR - SOFTWARE INSTR MUSIC HS	0.00	0.00	0.00	0.00	0.00	0.00	0.00
01 1100 735 002	REG INSTR - SOFTWARE BE	10,000.00	0.00	23,712.43	237.12	(13,712.43)	0.00	(13,712.43)
01 1100 735 002 001	REG INSTR - SOFTWARE 1ST GRADE BE	0.00	0.00	0.00	0.00	0.00	0.00	0.00
01 1100 735 002 002	REG INSTR - SOFTWARE 2ND GRADE BE	0.00	0.00	0.00	0.00	0.00	0.00	0.00
01 1100 735 002 003	REG INSTR - SOFTWARE 3RD GRADE BE	0.00	0.00	0.00	0.00	0.00	0.00	0.00
01 1100 735 002 004	REG INSTR - SOFTWARE 4TH GRADE BE	0.00	0.00	0.00	0.00	0.00	0.00	0.00
01 1100 735 002 005	REG INSTR - SOFTWARE 5TH GRADE BE	0.00	0.00	0.00	0.00	0.00	0.00	0.00
01 1100 735 002 007	REG INSTR - SOFTWARE KDG BE	0.00	0.00	0.00	0.00	0.00	0.00	0.00
01 1100 735 002 060	REG INSTR - SOFTWARE PE BE	0.00	0.00	0.00	0.00	0.00	0.00	0.00
01 1100 735 002 080	REG INSTR - SOFTWARE ART BE	0.00	0.00	0.00	0.00	0.00	0.00	0.00
01 1100 735 002 081	REG INSTR - SOFTWARE VOCAL MUSIC BE	0.00	0.00	0.00	0.00	0.00	0.00	0.00
01 1100 735 002 082	REG INSTR - SOFTWARE INSTR MUSIC BE	0.00	0.00	0.00	0.00	0.00	0.00	0.00
01 1100 735 003	REG INSTR - SOFTWARE PC	10,000.00	0.00	27,190.37	271.90	(17,190.37)	0.00	(17,190.37)
01 1100 735 003 001	REG INSTR - SOFTWARE 1ST GRADE PC	0.00	0.00	0.00	0.00	0.00	0.00	0.00
01 1100 735 003 002	REG INSTR - SOFTWARE 2ND GRADE PC	0.00	0.00	0.00	0.00	0.00	0.00	0.00
01 1100 735 003 003	REG INSTR - SOFTWARE 3RD GRADE PC	0.00	0.00	0.00	0.00	0.00	0.00	0.00
01 1100 735 003 004	REG INSTR - SOFTWARE 4TH GRADE PC	0.00	0.00	0.00	0.00	0.00	0.00	0.00
01 1100 735 003 005	REG INSTR - SOFTWARE 5TH GRADE PC	0.00	0.00	0.00	0.00	0.00	0.00	0.00
01 1100 735 003 007	REG INSTR - SOFTWARE KDG PC	0.00	0.00	0.00	0.00	0.00	0.00	0.00
01 1100 735 003 060	REG INSTR - SOFTWARE PE PC	0.00	0.00	0.00	0.00	0.00	0.00	0.00
01 1100 735 003 080	REG INSTR - SOFTWARE ART PC	0.00	0.00	0.00	0.00	0.00	0.00	0.00
01 1100 735 003 081	REG INSTR - SOFTWARE VOCAL MUSIC PC	0.00	0.00	0.00	0.00	0.00	0.00	0.00
01 1100 735 003 082	REG INSTR - SOFTWARE INSTR MUSIC PC	0.00	0.00	0.00	0.00	0.00	0.00	0.00
01 1100 735 004	REG INSTR - SOFTWARE HE	10,000.00	0.00	24,102.33	241.02	(14,102.33)	0.00	(14,102.33)

Account Number	Account Description	Revised Budget	Expended During Month	Expenditures to Date	% of Budget	Balance at EOM	P/ O Outstanding	Unencumbered Balance
01 1100 735 008 054	REG INSTR - SOFTWARE COMPUTERS BSMS	0.00	0.00	59.88	0.00	(59.88)	0.00	(59.88)
01 1100 735 008 060	REG INSTR - SOFTWARE PE/HEALTH BSMS	0.00	0.00	350.00	0.00	(350.00)	0.00	(350.00)
01 1100 735 008 070	REG INSTR - SOFTWARE SCIENCE BSMS	0.00	0.00	2,200.00	0.00	(2,200.00)	0.00	(2,200.00)
01 1100 735 008 080	REG INSTR - SOFTWARE ART BSMS	0.00	0.00	0.00	0.00	0.00	0.00	0.00
01 1100 735 008 081	REG INSTR - SOFTWARE VOCAL MUSIC BSMS	0.00	0.00	0.00	0.00	0.00	0.00	0.00
01 1100 735 008 082	REG INSTR - SOFTWARE INSTR MUSIC BSMS	0.00	0.00	0.00	0.00	0.00	0.00	0.00
01 1100 735 008 083	REG INSTR - SOFTWARE GENERAL MUSIC BSMS	0.00	0.00	0.00	0.00	0.00	0.00	0.00
01 1100 810 000	REG INSTR - DUES & FEES DISTRICT	16,000.00	3,499.00	5,217.00	32.61	10,783.00	0.00	10,783.00
01 1100 810 001	REG INSTR - DUES & FEES HS	8,780.00	0.00	10,688.00	197.16	(1,908.00)	6,622.49	(8,530.49)
01 1100 810 001 015	REG INSTR - DUES & FEES ENGLISH HS	300.00	0.00	0.00	0.00	300.00	0.00	300.00
01 1100 810 001 016	REG INSTR - DUES & FEES JOURNALISM HS	500.00	0.00	0.00	45.00	500.00	225.00	275.00
01 1100 810 001 017	REG INSTR - DUES & FEES ONE-ACT HS	1,500.00	72.00	222.00	63.67	1,278.00	733.00	545.00
01 1100 810 001 020	REG INSTR - DUES & FEES SPANISH HS	50.00	0.00	0.00	50.00	50.00	0.00	50.00
01 1100 810 001 021	REG INSTR - DUES & FEES FRENCH HS	50.00	0.00	0.00	0.00	50.00	0.00	50.00
01 1100 810 001 030	REG INSTR - DUES & FEES SOC STUD HS	100.00	0.00	0.00	0.00	100.00	0.00	100.00
01 1100 810 001 040	REG INSTR - DUES & FEES MATH HS	200.00	0.00	0.00	0.00	200.00	0.00	200.00
01 1100 810 001 050	REG INSTR - DUES & FEES T&L HS	170.00	0.00	0.00	0.00	170.00	0.00	170.00
01 1100 810 001 051	REG INSTR - DUES & FEES BUSINESS HS	100.00	0.00	0.00	0.00	100.00	0.00	100.00
01 1100 810 001 052	REG INSTR - DUES & FEES IND TECH HS	0.00	0.00	0.00	0.00	0.00	0.00	0.00
01 1100 810 001 053	REG INSTR - DUES & FEES FCS HS	0.00	0.00	0.00	0.00	0.00	0.00	0.00
01 1100 810 001 060	REG INSTR - DUES & FEES PE HS	100.00	0.00	0.00	0.00	100.00	0.00	100.00
01 1100 810 001 070	REG INSTR - DUES & FEES SCIENCE HS	900.00	0.00	0.00	0.00	900.00	0.00	900.00
01 1100 810 001 080	REG INSTR - DUES & FEES ART HS	250.00	0.00	0.00	0.00	250.00	0.00	250.00
01 1100 810 001 081	REG INSTR - DUES & FEES VOCAL MUSIC HS	2,800.00	0.00	966.50	42.48	1,833.50	222.95	1,610.55
01 1100 810 001 082	REG INSTR - DUES & FEES INSTR MUSIC HS	4,200.00	405.00	3,142.00	74.81	1,058.00	0.00	1,058.00
01 1100 810 002	REG INSTR - DUES & FEES BE	5,000.00	0.00	1,875.00	42.40	3,125.00	245.00	2,880.00
01 1100 810 002 001	REG INSTR - DUES & FEES 1ST GRADE BE	0.00	0.00	0.00	0.00	0.00	855.00	(855.00)
01 1100 810 002 002	REG INSTR - DUES & FEES 2ND GRADE BE	0.00	0.00	558.00	0.00	(558.00)	0.00	(558.00)
01 1100 810 002 003	REG INSTR - DUES & FEES 3RD GRADE BE	0.00	0.00	0.00	0.00	0.00	598.50	(598.50)
01 1100 810 002 004	REG INSTR - DUES & FEES 4TH GRADE BE	0.00	0.00	0.00	0.00	0.00	0.00	0.00
01 1100 810 002 005	REG INSTR - DUES & FEES 5TH GRADE BE	0.00	0.00	0.00	0.00	0.00	0.00	0.00
01 1100 810 002 007	REG INSTR - DUES & FEES KDG BE	0.00	0.00	0.00	0.00	0.00	0.00	0.00
01 1100 810 002 060	REG INSTR - DUES & FEES PE BE	0.00	0.00	0.00	0.00	0.00	0.00	0.00
01 1100 810 002 080	REG INSTR - DUES & FEES ART BE	0.00	0.00	0.00	0.00	0.00	0.00	0.00
01 1100 810 002 081	REG INSTR - DUES & FEES VOCAL MUSIC BE	0.00	0.00	456.00	0.00	(456.00)	305.00	(761.00)
01 1100 810 002 082	REG INSTR - DUES & FEES INSTR MUSIC BE	0.00	0.00	0.00	0.00	0.00	0.00	0.00
01 1100 810 003	REG INSTR - DUES & FEES PC	5,000.00	0.00	1,200.00	24.00	3,800.00	0.00	3,800.00
01 1100 810 003 001	REG INSTR - DUES & FEES 1ST GRADE PC	0.00	0.00	796.00	0.00	(796.00)	0.00	(796.00)
01 1100 810 003 002	REG INSTR - DUES & FEES 2ND GRADE PC	0.00	0.00	199.00	0.00	(199.00)	1,200.00	(1,399.00)
01 1100 810 003 003	REG INSTR - DUES & FEES 3RD GRADE PC	0.00	0.00	444.00	0.00	(444.00)	0.00	(444.00)
01 1100 810 003 004	REG INSTR - DUES & FEES 4TH GRADE PC	0.00	0.00	0.00	0.00	0.00	0.00	0.00
01 1100 810 003 005	REG INSTR - DUES & FEES 5TH GRADE PC	0.00	0.00	898.25	0.00	(898.25)	114.00	(1,012.25)
01 1100 810 003 007	REG INSTR - DUES & FEES KDG PC	0.00	0.00	819.18	0.00	(819.18)	0.00	(819.18)
01 1100 810 003 060	REG INSTR - DUES & FEES PE PC	0.00	0.00	200.00	0.00	(200.00)	0.00	(200.00)
01 1100 810 003 080	REG INSTR - DUES & FEES ART PC	0.00	0.00	0.00	0.00	0.00	0.00	0.00
01 1100 810 003 081	REG INSTR - DUES & FEES VOCAL MUSIC PC	0.00	0.00	0.00	0.00	0.00	0.00	0.00
01 1100 810 003 082	REG INSTR - DUES & FEES INSTR MUSIC PC	0.00	0.00	0.00	0.00	0.00	0.00	0.00
01 1100 810 004	REG INSTR - DUES & FEES HE	5,000.00	0.00	1,920.89	39.42	3,079.11	50.00	3,029.11
01 1100 810 004 001	REG INSTR - DUES & FEES 1ST GRADE HE	0.00	0.00	0.00	0.00	0.00	1,079.28	(1,079.28)
01 1100 810 004 002	REG INSTR - DUES & FEES 2ND GRADE HE	0.00	0.00	747.00	0.00	(747.00)	0.00	(747.00)
01 1100 810 004 003	REG INSTR - DUES & FEES 3RD GRADE HE	0.00	0.00	0.00	0.00	0.00	0.00	0.00
01 1100 810 004 004	REG INSTR - DUES & FEES 4TH GRADE HE	0.00	0.00	0.00	0.00	0.00	0.00	0.00
01 1100 810 004 005	REG INSTR - DUES & FEES 5TH GRADE HE	0.00	0.00	0.00	0.00	0.00	192.00	(192.00)
01 1100 810 004 007	REG INSTR - DUES & FEES KDG HE	0.00	0.00	709.29	0.00	(709.29)	0.00	(709.29)
01 1100 810 004 060	REG INSTR - DUES & FEES PE HE	0.00	0.00	165.00	0.00	(165.00)	0.00	(165.00)

Account Number	Account Description	Revised Budget	Expended During Month	Expenditures to Date	% of Budget	Balance at EOM	P/ O Outstanding	Unencumbered Balance
01 1100 810 004 080	REG INSTR - DUES & FEES ART HE	0.00	0.00	0.00	0.00	0.00	0.00	0.00
01 1100 810 004 081	REG INSTR - DUES & FEES VOCAL MUSIC HE	0.00	0.00	423.00	0.00	(423.00)	0.00	(423.00)
01 1100 810 004 082	REG INSTR - DUES & FEES INSTR MUSIC HE	0.00	0.00	0.00	0.00	0.00	0.00	0.00
01 1100 810 005	REG INSTR - DUES & FEES BMS	5,000.00	0.00	1,200.00	24.00	3,800.00	0.00	3,800.00
01 1100 810 005 015	REG INSTR - DUES & FEES ENGLISH BMS	100.00	0.00	0.00	0.00	100.00	0.00	100.00
01 1100 810 005 018	REG INSTR - DUES & FEES READING BMS	100.00	0.00	0.00	0.00	100.00	0.00	100.00
01 1100 810 005 019	REG INSTR - DUES & FEES SPEECH/DRAMA BMS	150.00	0.00	0.00	0.00	150.00	0.00	150.00
01 1100 810 005 022	REG INSTR - DUES & FEES WORLD LANG BMS	100.00	0.00	0.00	0.00	100.00	0.00	100.00
01 1100 810 005 030	REG INSTR - DUES & FEES SOC STUD BMS	100.00	0.00	0.00	0.00	100.00	0.00	100.00
01 1100 810 005 040	REG INSTR - DUES & FEES MATH BMS	150.00	0.00	0.00	0.00	150.00	0.00	150.00
01 1100 810 005 050	REG INSTR - DUES & FEES T&L BMS	100.00	0.00	0.00	0.00	100.00	0.00	100.00
01 1100 810 005 054	REG INSTR - DUES & FEES COMPUTERS BMS	100.00	0.00	0.00	0.00	100.00	0.00	100.00
01 1100 810 005 060	REG INSTR - DUES & FEES PE/HEALTH BMS	100.00	0.00	0.00	0.00	100.00	0.00	100.00
01 1100 810 005 070	REG INSTR - DUES & FEES SCIENCE BMS	250.00	0.00	0.00	0.00	250.00	0.00	250.00
01 1100 810 005 080	REG INSTR - DUES & FEES ART BMS	250.00	90.00	90.00	36.00	160.00	0.00	160.00
01 1100 810 005 081	REG INSTR - DUES & FEES VOCAL MUSIC BMS	250.00	0.00	435.00	414.00	(185.00)	600.00	(785.00)
01 1100 810 005 082	REG INSTR - DUES & FEES INSTR MUSIC BMS	250.00	0.00	875.00	350.00	(625.00)	0.00	(625.00)
01 1100 810 005 083	REG INSTR - DUES & FEES GENERAL MUSIC BMS	100.00	0.00	160.00	160.00	(60.00)	0.00	(60.00)
01 1100 810 006	REG INSTR - DUES & FEES AP	5,000.00	0.00	1,225.00	24.50	3,775.00	0.00	3,775.00
01 1100 810 006 001	REG INSTR - DUES & FEES 1ST GRADE AP	0.00	0.00	486.00	0.00	(486.00)	0.00	(486.00)
01 1100 810 006 002	REG INSTR - DUES & FEES 2ND GRADE AP	0.00	720.00	720.00	0.00	(720.00)	0.00	(720.00)
01 1100 810 006 003	REG INSTR - DUES & FEES 3RD GRADE AP	0.00	0.00	414.00	0.00	(414.00)	0.00	(414.00)
01 1100 810 006 004	REG INSTR - DUES & FEES 4TH GRADE AP	0.00	0.00	0.00	0.00	0.00	0.00	0.00
01 1100 810 006 005	REG INSTR - DUES & FEES 5TH GRADE AP	0.00	0.00	0.00	0.00	0.00	0.00	0.00
01 1100 810 006 007	REG INSTR - DUES & FEES KDG AP	0.00	0.00	1,049.30	0.00	(1,049.30)	0.00	(1,049.30)
01 1100 810 006 060	REG INSTR - DUES & FEES PE AP	0.00	0.00	165.00	0.00	(165.00)	0.00	(165.00)
01 1100 810 006 080	REG INSTR - DUES & FEES ART AP	0.00	0.00	0.00	0.00	0.00	0.00	0.00
01 1100 810 006 081	REG INSTR - DUES & FEES VOCAL MUSIC AP	0.00	0.00	309.00	0.00	(309.00)	0.00	(309.00)
01 1100 810 006 082	REG INSTR - DUES & FEES INSTR MUSIC AP	0.00	0.00	0.00	0.00	0.00	0.00	0.00
01 1100 810 007	REG INSTR - DUES & FEES SE	5,000.00	0.00	1,300.00	26.00	3,700.00	0.00	3,700.00
01 1100 810 007 001	REG INSTR - DUES & FEES 1ST GRADE SE	0.00	0.00	0.00	0.00	0.00	0.00	0.00
01 1100 810 007 002	REG INSTR - DUES & FEES 2ND GRADE SE	0.00	0.00	0.00	0.00	0.00	0.00	0.00
01 1100 810 007 003	REG INSTR - DUES & FEES 3RD GRADE SE	0.00	0.00	0.00	0.00	0.00	0.00	0.00
01 1100 810 007 004	REG INSTR - DUES & FEES 4TH GRADE SE	0.00	0.00	0.00	0.00	0.00	300.00	(300.00)
01 1100 810 007 005	REG INSTR - DUES & FEES 5TH GRADE SE	0.00	0.00	0.00	0.00	0.00	0.00	0.00
01 1100 810 007 007	REG INSTR - DUES & FEES KDG SE	0.00	0.00	629.58	0.00	(629.58)	0.00	(629.58)
01 1100 810 007 060	REG INSTR - DUES & FEES PE SE	0.00	0.00	0.00	0.00	0.00	0.00	0.00
01 1100 810 007 080	REG INSTR - DUES & FEES ART SE	0.00	0.00	0.00	0.00	0.00	0.00	0.00
01 1100 810 007 081	REG INSTR - DUES & FEES VOCAL MUSIC SE	0.00	0.00	100.00	0.00	(100.00)	0.00	(100.00)
01 1100 810 007 082	REG INSTR - DUES & FEES INSTR MUSIC SE	0.00	0.00	0.00	0.00	0.00	0.00	0.00
01 1100 810 008	REG INSTR - DUES & FEES BSMS	5,000.00	0.00	1,200.00	24.00	3,800.00	0.00	3,800.00
01 1100 810 008 015	REG INSTR - DUES & FEES ENGLISH BSMS	100.00	0.00	0.00	0.00	100.00	0.00	100.00
01 1100 810 008 018	REG INSTR - DUES & FEES READING BSMS	100.00	0.00	50.00	100.00	50.00	50.00	0.00
01 1100 810 008 019	REG INSTR - DUES & FEES SPEECH/DRAMA BSMS	150.00	0.00	0.00	0.00	150.00	0.00	150.00
01 1100 810 008 022	REG INSTR - DUES & FEES WORLD LANG BSMS	100.00	0.00	0.00	0.00	100.00	0.00	100.00
01 1100 810 008 030	REG INSTR - DUES & FEES SOC STUD BSMS	100.00	0.00	0.00	150.00	100.00	150.00	(50.00)
01 1100 810 008 040	REG INSTR - DUES & FEES MATH BSMS	150.00	0.00	0.00	0.00	150.00	0.00	150.00
01 1100 810 008 050	REG INSTR - DUES & FEES T&L BSMS	100.00	0.00	0.00	0.00	100.00	0.00	100.00
01 1100 810 008 054	REG INSTR - DUES & FEES COMPUTERS BSMS	100.00	0.00	0.00	0.00	100.00	0.00	100.00
01 1100 810 008 060	REG INSTR - DUES & FEES PE/HEALTH BSMS	100.00	0.00	0.00	0.00	100.00	0.00	100.00
01 1100 810 008 070	REG INSTR - DUES & FEES SCIENCE BSMS	250.00	0.00	0.00	0.00	250.00	0.00	250.00
01 1100 810 008 080	REG INSTR - DUES & FEES ART BSMS	250.00	0.00	0.00	0.00	250.00	0.00	250.00
01 1100 810 008 081	REG INSTR - DUES & FEES VOCAL MUSIC BSMS	250.00	0.00	670.00	508.00	(420.00)	600.00	(1,020.00)
01 1100 810 008 082	REG INSTR - DUES & FEES INSTR MUSIC BSMS	250.00	0.00	635.00	254.00	(385.00)	0.00	(385.00)
01 1100 810 008 083	REG INSTR - DUES & FEES GENERAL MUSIC BSMS	100.00	0.00	0.00	0.00	100.00	0.00	100.00

Account Number	Account Description	Revised Budget	Expended During Month	Expenditures to Date	% of Budget	Balance at EOM	P/ O Outstanding	Unencumbered Balance
01 1100 890 005 030	REG INSTR - OTHER MISC SOC STUD BMS	0.00	0.00	0.00	0.00	0.00	0.00	0.00
01 1100 890 005 040	REG INSTR - OTHER MISC MATH BMS	0.00	0.00	0.00	0.00	0.00	0.00	0.00
01 1100 890 005 050	REG INSTR - OTHER MISC T&L BMS	0.00	0.00	0.00	0.00	0.00	0.00	0.00
01 1100 890 005 054	REG INSTR - OTHER MISC COMPUTERS BMS	0.00	0.00	0.00	0.00	0.00	0.00	0.00
01 1100 890 005 060	REG INSTR - OTHER MISC PE/HEALTH BMS	0.00	0.00	0.00	0.00	0.00	0.00	0.00
01 1100 890 005 070	REG INSTR - OTHER MISC SCIENCE BMS	0.00	0.00	0.00	0.00	0.00	0.00	0.00
01 1100 890 005 080	REG INSTR - OTHER MISC ART BMS	0.00	0.00	0.00	0.00	0.00	0.00	0.00
01 1100 890 005 081	REG INSTR - OTHER MISC VOCAL MUSIC BMS	0.00	0.00	0.00	0.00	0.00	0.00	0.00
01 1100 890 005 082	REG INSTR - OTHER MISC INSTR MUSIC BMS	0.00	0.00	159.20	0.00	(159.20)	0.00	(159.20)
01 1100 890 005 083	REG INSTR - OTHER MISC GENERAL MUSIC BMS	0.00	0.00	0.00	0.00	0.00	0.00	0.00
01 1100 890 006	REG INSTR - OTHER MISC AP	2,500.00	0.00	0.00	0.00	2,500.00	0.00	2,500.00
01 1100 890 006 001	REG INSTR - OTHER MISC 1ST GRADE AP	0.00	0.00	0.00	0.00	0.00	0.00	0.00
01 1100 890 006 002	REG INSTR - OTHER MISC 2ND GRADE AP	0.00	0.00	0.00	0.00	0.00	0.00	0.00
01 1100 890 006 003	REG INSTR - OTHER MISC 3RD GRADE AP	0.00	0.00	0.00	0.00	0.00	0.00	0.00
01 1100 890 006 004	REG INSTR - OTHER MISC 4TH GRADE AP	0.00	0.00	0.00	0.00	0.00	0.00	0.00
01 1100 890 006 005	REG INSTR - OTHER MISC 5TH GRADE AP	0.00	0.00	0.00	0.00	0.00	0.00	0.00
01 1100 890 006 007	REG INSTR - OTHER MISC KDG AP	0.00	0.00	0.00	0.00	0.00	0.00	0.00
01 1100 890 006 060	REG INSTR - OTHER MISC PE AP	0.00	0.00	0.00	0.00	0.00	0.00	0.00
01 1100 890 006 080	REG INSTR - OTHER MISC ART AP	0.00	0.00	0.00	0.00	0.00	0.00	0.00
01 1100 890 006 081	REG INSTR - OTHER MISC VOCAL MUSIC AP	0.00	0.00	0.00	0.00	0.00	0.00	0.00
01 1100 890 006 082	REG INSTR - OTHER MISC INSTR MUSIC AP	0.00	0.00	0.00	0.00	0.00	0.00	0.00
01 1100 890 007	REG INSTR - OTHER MISC SE	2,500.00	0.00	0.00	0.00	2,500.00	0.00	2,500.00
01 1100 890 007 001	REG INSTR - OTHER MISC 1ST GRADE SE	0.00	0.00	0.00	0.00	0.00	0.00	0.00
01 1100 890 007 002	REG INSTR - OTHER MISC 2ND GRADE SE	0.00	0.00	0.00	0.00	0.00	0.00	0.00
01 1100 890 007 003	REG INSTR - OTHER MISC 3RD GRADE SE	0.00	0.00	0.00	0.00	0.00	0.00	0.00
01 1100 890 007 004	REG INSTR - OTHER MISC 4TH GRADE SE	0.00	0.00	0.00	0.00	0.00	0.00	0.00
01 1100 890 007 005	REG INSTR - OTHER MISC 5TH GRADE SE	0.00	0.00	0.00	0.00	0.00	0.00	0.00
01 1100 890 007 007	REG INSTR - OTHER MISC KDG SE	0.00	0.00	0.00	0.00	0.00	0.00	0.00
01 1100 890 007 060	REG INSTR - OTHER MISC PE SE	0.00	0.00	0.00	0.00	0.00	0.00	0.00
01 1100 890 007 080	REG INSTR - OTHER MISC ART SE	0.00	0.00	0.00	0.00	0.00	0.00	0.00
01 1100 890 007 081	REG INSTR - OTHER MISC VOCAL MUSIC SE	0.00	0.00	0.00	0.00	0.00	0.00	0.00
01 1100 890 007 082	REG INSTR - OTHER MISC INSTR MUSIC SE	0.00	0.00	0.00	0.00	0.00	0.00	0.00
01 1100 890 008	REG INSTR - OTHER MISC BSMS	2,500.00	0.00	0.00	0.00	2,500.00	0.00	2,500.00
01 1100 890 008 015	REG INSTR - OTHER MISC ENGLISH BSMS	0.00	0.00	0.00	0.00	0.00	0.00	0.00
01 1100 890 008 018	REG INSTR - OTHER MISC READING BSMS	0.00	0.00	0.00	0.00	0.00	0.00	0.00
01 1100 890 008 019	REG INSTR - OTHER MISC SPEECH/DRAMA BSMS	0.00	0.00	0.00	0.00	0.00	0.00	0.00
01 1100 890 008 022	REG INSTR - OTHER MISC WORLD LANG BSMS	0.00	0.00	0.00	0.00	0.00	0.00	0.00
01 1100 890 008 030	REG INSTR - OTHER MISC SOC STUD BSMS	0.00	0.00	0.00	0.00	0.00	0.00	0.00
01 1100 890 008 040	REG INSTR - OTHER MISC MATH BSMS	0.00	0.00	0.00	0.00	0.00	0.00	0.00
01 1100 890 008 050	REG INSTR - OTHER MISC T&L BSMS	0.00	0.00	0.00	0.00	0.00	0.00	0.00
01 1100 890 008 054	REG INSTR - OTHER MISC COMPUTERS BSMS	0.00	0.00	0.00	0.00	0.00	0.00	0.00
01 1100 890 008 060	REG INSTR - OTHER MISC PE/HEALTH BSMS	0.00	0.00	0.00	0.00	0.00	0.00	0.00
01 1100 890 008 070	REG INSTR - OTHER MISC SCIENCE BSMS	0.00	0.00	0.00	0.00	0.00	0.00	0.00
01 1100 890 008 080	REG INSTR - OTHER MISC ART BSMS	0.00	0.00	0.00	0.00	0.00	0.00	0.00
01 1100 890 008 081	REG INSTR - OTHER MISC VOCAL MUSIC BSMS	0.00	0.00	0.00	0.00	0.00	0.00	0.00
01 1100 890 008 082	REG INSTR - OTHER MISC INSTR MUSIC BSMS	0.00	0.00	0.00	0.00	0.00	0.00	0.00
01 1100 890 008 083	REG INSTR - OTHER MISC GENERAL MUSIC BSMS	0.00	0.00	0.00	0.00	0.00	0.00	0.00
1100	REGULAR INSTRUCTIONAL PROGRAMS	26,003,001.00	1,910,686.81	10,958,715.56	43.21	15,044,285.44	276,447.35	14,767,838.09
1150	LIMITED ENGLISH PROF PROGRAMS							
01 1150 111 000	LEP - SALARIES NON-INSTR DIST	134,286.00	10,680.36	53,401.80	39.77	80,884.20	0.00	80,884.20
01 1150 112 000	LEP - SALARIES INSTR AIDES DIST	37,680.00	1,717.36	10,869.61	28.85	26,810.39	0.00	26,810.39
01 1150 151 000	LEP - ADD'L COMP TEACHERS DIST	229.00	1.33	6.65	2.90	222.35	0.00	222.35
01 1150 152 000	LEP - ADD'L COMP INSTR AIDES DIST	98.00	5.09	25.45	25.97	72.55	0.00	72.55
01 1150 211 000	LEP - GROUP INS TEACHERS DIST	2,690.00	117.28	586.40	21.80	2,103.60	0.00	2,103.60
01 1150 212 000	LEP - GROUP INS INSTR AIDES DIST	125.00	5.20	26.00	20.80	99.00	0.00	99.00

Account Number	Account Description	Revised Budget	Expended During Month	Expenditures to Date	% of Budget	Balance at EOM	P/ O Outstanding	Unencumbered Balance
01 1160 237 002	POVERTY - INCR RET CONTR BE	379.00	0.00	0.00	0.00	379.00	0.00	379.00
01 1160 237 003	POVERTY - INCR RET CONTR PC	0.00	0.00	0.00	0.00	0.00	0.00	0.00
01 1160 237 004	POVERTY - INCR RET CONTR HE	379.00	0.00	0.00	0.00	379.00	0.00	379.00
01 1160 237 005	POVERTY - INCR RET CONTR BMS	0.00	0.00	0.00	0.00	0.00	0.00	0.00
01 1160 237 006	POVERTY - INCR RET CONTR AP	0.00	0.00	0.00	0.00	0.00	0.00	0.00
01 1160 237 007	POVERTY - INCR RET CONTR SE	0.00	0.00	0.00	0.00	0.00	0.00	0.00
01 1160 237 008	POVERTY - INCR RET CONTR BSMS	0.00	0.00	0.00	0.00	0.00	0.00	0.00
01 1160 281 001	POVERTY - HEALTH BEN TEACHERS HS	0.00	0.00	0.00	0.00	0.00	0.00	0.00
01 1160 281 002	POVERTY - HEALTH BEN TEACHERS BE	193.00	0.00	0.00	0.00	193.00	0.00	193.00
01 1160 281 003	POVERTY - HEALTH BEN TEACHERS PC	0.00	0.00	0.00	0.00	0.00	0.00	0.00
01 1160 281 004	POVERTY - HEALTH BEN TEACHERS HE	0.00	0.00	0.00	0.00	0.00	0.00	0.00
01 1160 281 005	POVERTY - HEALTH BEN TEACHERS BMS	0.00	0.00	0.00	0.00	0.00	0.00	0.00
01 1160 281 006	POVERTY - HEALTH TEACHERS AP	0.00	0.00	0.00	0.00	0.00	0.00	0.00
01 1160 281 007	POVERTY - HEALTH TEACHERS SE	0.00	0.00	0.00	0.00	0.00	0.00	0.00
01 1160 281 008	POVERTY - HEALTH BEN TEACHERS BSMS	0.00	0.00	0.00	0.00	0.00	0.00	0.00
01 1160 340 002	POVERTY - OTHER PROF SERVICES BE	3,200.00	0.00	0.00	0.00	3,200.00	0.00	3,200.00
01 1160 340 006	POVERTY - OTHER PROF SERVICES AP	0.00	0.00	0.00	0.00	0.00	0.00	0.00
01 1160 610 002	POVERTY - SUPPLIES BE	500.00	0.00	0.00	0.00	500.00	0.00	500.00
01 1160 610 006	POVERTY - SUPPLIES AP	0.00	0.00	0.00	0.00	0.00	0.00	0.00
1160	PROVERTY PROGRAMS	47,553.00	0.00	0.00	0.00	47,553.00	0.00	47,553.00
1200	SPECIAL EDUCATION INSTRUCTIONAL PROGRAMS							
01 1200 110 000	SPED - SALARIES NON-INSTR DIST	43,056.00	10,014.83	50,655.20	117.65	(7,599.20)	0.00	(7,599.20)
01 1200 111 000	SPED - SALARIES TEACHERS DIST	176,321.00	8,672.12	43,360.60	24.59	132,960.40	0.00	132,960.40
01 1200 111 001	SPED - SALARIES TEACHERS HS	437,561.00	39,702.81	181,974.85	41.59	255,586.15	0.00	255,586.15
01 1200 111 002	SPED - SALARIES TEACHERS BE	135,233.00	11,269.38	56,346.90	41.67	78,886.10	0.00	78,886.10
01 1200 111 003	SPED - SALARIES TEACHERS PC	142,272.00	11,856.00	59,280.00	41.67	82,992.00	0.00	82,992.00
01 1200 111 004	SPED - SALARIES TEACHERS HE	201,923.00	16,981.25	84,906.25	42.05	117,016.75	0.00	117,016.75
01 1200 111 005	SPED - SALARIES TEACHERS BMS	213,772.00	17,814.88	89,074.40	41.67	124,697.60	0.00	124,697.60
01 1200 111 006	SPED - SALARIES TEACHERS AP	87,068.00	7,255.63	36,278.15	41.67	50,789.85	0.00	50,789.85
01 1200 111 007	SPED - SALARIES TEACHERS SE	102,258.00	8,338.72	41,438.63	40.52	60,819.37	0.00	60,819.37
01 1200 111 008	SPED - SALARIES TEACHERS BSMS	149,240.00	12,221.53	61,537.89	41.23	87,702.11	0.00	87,702.11
01 1200 112 000	SPED - SALARIES INSTR AIDES	43,056.00	0.00	0.00	0.00	43,056.00	0.00	43,056.00
01 1200 112 001	SPED - SALARIES INSTR AIDES HS	118,390.00	6,192.21	37,593.78	31.75	80,796.22	0.00	80,796.22
01 1200 112 002	SPED - SALARIES INSTR AIDES BE	96,700.00	5,238.87	35,243.81	36.45	61,456.19	0.00	61,456.19
01 1200 112 003	SPED - SALARIES INSTR AIDES PC	95,350.00	7,650.16	46,479.43	48.75	48,870.57	0.00	48,870.57
01 1200 112 004	SPED - SALARIES INSTR AIDES HE	110,155.00	7,519.65	43,430.01	39.43	66,724.99	0.00	66,724.99
01 1200 112 005	SPED - SALARIES INSTR AIDES BMS	120,000.00	6,226.95	37,868.01	31.56	82,131.99	0.00	82,131.99
01 1200 112 006	SPED - SALARIES INSTR AIDES AP	76,100.00	6,685.20	42,420.39	55.74	33,679.61	0.00	33,679.61
01 1200 112 007	SPED - SALARIES INSTR AIDES SE	53,500.00	2,999.33	20,618.37	38.54	32,881.63	0.00	32,881.63
01 1200 112 008	SPED - SALARIES INSTR AIDES BSMS	53,800.00	2,776.36	16,965.89	31.54	36,834.11	0.00	36,834.11
01 1200 122 001	SPED - SUB AIDES HS	2,500.00	0.00	0.00	0.00	2,500.00	0.00	2,500.00
01 1200 122 002	SPED - SUB AIDES BE	5,000.00	703.44	2,519.41	50.39	2,480.59	0.00	2,480.59
01 1200 122 003	SPED - SUB AIDES PC	4,000.00	277.19	1,315.86	32.90	2,684.14	0.00	2,684.14
01 1200 122 004	SPED - SUB AIDES HE	8,000.00	103.59	5,440.37	68.00	2,559.63	0.00	2,559.63
01 1200 122 005	SPED - SUB AIDES BMS	4,000.00	133.30	313.88	7.85	3,686.12	0.00	3,686.12
01 1200 122 006	SPED - SUB AIDES AP	5,000.00	163.78	1,074.79	21.50	3,925.21	0.00	3,925.21
01 1200 122 007	SPED - SUB AIDES SE	4,000.00	657.98	1,472.94	36.82	2,527.06	0.00	2,527.06
01 1200 122 008	SPED - SUB AIDES BSMS	4,000.00	0.00	424.35	10.61	3,575.65	0.00	3,575.65
01 1200 123 001	SPED - SUB TEACHERS HS	20,000.00	660.00	2,640.00	13.20	17,360.00	0.00	17,360.00
01 1200 123 002	SPED - SUB TEACHERS BE	5,000.00	0.00	330.00	6.60	4,670.00	0.00	4,670.00
01 1200 123 003	SPED - SUB TEACHERS PC	5,000.00	82.50	1,155.00	23.10	3,845.00	0.00	3,845.00
01 1200 123 004	SPED - SUB TEACHERS HE	5,000.00	165.00	1,237.50	24.75	3,762.50	0.00	3,762.50
01 1200 123 005	SPED - SUB TEACHERS BMS	5,000.00	330.00	2,475.00	49.50	2,525.00	0.00	2,525.00
01 1200 123 006	SPED - SUB TEACHERS AP	5,000.00	0.00	1,155.00	23.10	3,845.00	0.00	3,845.00
01 1200 123 007	SPED - SUB TEACHERS SE	5,000.00	0.00	3,222.50	64.45	1,777.50	0.00	1,777.50

Account Number	Account Description	Revised Budget	Expended During Month	Expenditures to Date	% of Budget	Balance at EOM	P/ O Outstanding	Unencumbered Balance
01 1200 123 008	SPED - SUB TEACHERS BSMS	5,000.00	165.00	2,062.50	41.25	2,937.50	0.00	2,937.50
01 1200 130 000	SPED - OT SALARIES NON-INSTR DIST	1,000.00	9.84	94.92	9.49	905.08	0.00	905.08
01 1200 132 004	SPED - OT SALARIES NON-INSTR HE	0.00	0.00	220.85	0.00	(220.85)	0.00	(220.85)
01 1200 150 000	SPED - ADD'L COMP NON-INSTR DIST	112.00	36.28	176.25	157.37	(64.25)	0.00	(64.25)
01 1200 151 000	SPED - ADD'L COMP TEACHERS DIST	458.00	22.55	1,008.75	220.25	(550.75)	0.00	(550.75)
01 1200 151 001	SPED - ADD'L COMP TEACHERS HS	2,917.00	101.76	1,101.86	37.77	1,815.14	0.00	1,815.14
01 1200 151 002	SPED - ADD'L COMP TEACHERS BE	1,631.00	29.30	193.71	11.88	1,437.29	0.00	1,437.29
01 1200 151 003	SPED - ADD'L COMP TEACHERS PC	1,070.00	30.83	354.15	33.10	715.85	0.00	715.85
01 1200 151 004	SPED - ADD'L COMP TEACHERS HE	1,025.00	49.67	1,825.31	178.08	(800.31)	0.00	(800.31)
01 1200 151 005	SPED - ADD'L COMP TEACHERS BMS	1,306.00	46.32	1,183.85	90.65	122.15	0.00	122.15
01 1200 151 006	SPED - ADD'L COMP TEACHERS AP	886.00	23.80	206.50	23.31	679.50	0.00	679.50
01 1200 151 007	SPED - ADD'L COMP TEACHERS SE	266.00	21.68	308.40	115.94	(42.40)	0.00	(42.40)
01 1200 151 008	SPED - ADD'L COMP TEACHERS BSMS	1,048.00	23.20	316.00	30.15	732.00	0.00	732.00
01 1200 152 000	SPED - ADD'L COMP AIDES	0.00	0.00	0.00	0.00	0.00	0.00	0.00
01 1200 152 001	SPED - ADD'L COMP AIDES HS	308.00	20.29	101.45	32.94	206.55	0.00	206.55
01 1200 152 002	SPED - ADD'L COMP AIDES BE	252.00	15.27	76.35	30.30	175.65	0.00	175.65
01 1200 152 003	SPED - ADD'L COMP AIDES PC	198.00	19.76	98.80	49.90	99.20	0.00	99.20
01 1200 152 004	SPED - ADD'L COMP AIDES HE	250.00	14.81	74.05	29.62	175.95	0.00	175.95
01 1200 152 005	SPED - ADD'L COMP AIDES BMS	312.00	20.70	103.50	33.17	208.50	0.00	208.50
01 1200 152 006	SPED - ADD'L COMP AIDES AP	198.00	2.63	13.15	6.64	184.85	0.00	184.85
01 1200 152 007	SPED - ADD'L COMP AIDES SE	139.00	4.86	38.88	27.97	100.12	0.00	100.12
01 1200 152 008	SPED - ADD'L COMP AIDES BSMS	140.00	10.29	51.45	36.75	88.55	0.00	88.55
01 1200 210 000	SPED - GROUP INS NON-INSTR DIST	63.00	1,950.31	9,751.55	15,478.65	(9,688.55)	0.00	(9,688.55)
01 1200 211 000	SPED - GROUP INS TEACHERS/PROF DIST	43,862.00	1,816.87	9,084.35	20.71	34,777.65	0.00	34,777.65
01 1200 211 001	SPED - GROUP INS TEACHERS HS	105,957.00	6,692.24	42,011.16	39.65	63,945.84	0.00	63,945.84
01 1200 211 002	SPED - GROUP INS TEACHERS BE	70,564.00	3,648.41	18,242.05	25.85	52,321.95	0.00	52,321.95
01 1200 211 003	SPED - GROUP INS TEACHERS PC	25,774.00	2,147.89	10,739.45	41.67	15,034.55	0.00	15,034.55
01 1200 211 004	SPED - GROUP INS TEACHERS HE	54,409.00	4,325.52	21,627.60	39.75	32,781.40	0.00	32,781.40
01 1200 211 005	SPED - GROUP INS TEACHERS BMS	72,966.00	4,830.43	24,152.15	33.10	48,813.85	0.00	48,813.85
01 1200 211 006	SPED - GROUP INS TEACHERS AP	12,888.00	717.25	3,586.25	27.83	9,301.75	0.00	9,301.75
01 1200 211 007	SPED - GROUP INS TEACHERS SE	19,173.00	1,565.74	7,828.70	40.83	11,344.30	0.00	11,344.30
01 1200 211 008	SPED - GROUP INS TEACHERS BSMS	28,759.00	1,602.90	8,014.50	27.87	20,744.50	0.00	20,744.50
01 1200 212 000	SPED - GROUP INS INSTR AIDES	0.00	0.00	0.00	0.00	0.00	0.00	0.00
01 1200 212 001	SPED - GROUP INS AIDES HS	375.00	15.60	93.60	24.96	281.40	0.00	281.40
01 1200 212 002	SPED - GROUP INS AIDES BE	312.00	15.60	93.60	30.00	218.40	0.00	218.40
01 1200 212 003	SPED - GROUP INS AIDES PC	375.00	20.80	104.00	27.73	271.00	0.00	271.00
01 1200 212 004	SPED - GROUP INS AIDES HE	375.00	611.58	1,876.34	500.36	(1,501.34)	0.00	(1,501.34)
01 1200 212 005	SPED - GROUP INS AIDES BMS	375.00	20.80	104.00	27.73	271.00	0.00	271.00
01 1200 212 006	SPED - GROUP INS AIDES AP	312.00	13.01	67.07	21.50	244.93	0.00	244.93
01 1200 212 007	SPED - GROUP INS AIDES SE	187.00	5.20	23.92	12.79	163.08	0.00	163.08
01 1200 212 008	SPED - GROUP INS AIDES BSMS	187.00	5.20	26.00	13.90	161.00	0.00	161.00
01 1200 220 000	SPED - SOC SEC NON-INSTR DIST	3,815.00	764.50	3,870.04	101.44	(55.04)	0.00	(55.04)
01 1200 221 000	SPED - SOC SEC TEACHERS DIST	13,524.00	657.85	3,357.78	24.83	10,166.22	0.00	10,166.22
01 1200 221 001	SPED - SOC SEC TEACHERS HS	34,133.00	3,081.81	14,156.81	41.48	19,976.19	0.00	19,976.19
01 1200 221 002	SPED - SOC SEC TEACHERS BE	11,342.00	805.24	4,029.85	35.53	7,312.15	0.00	7,312.15
01 1200 221 003	SPED - SOC SEC TEACHERS PC	11,838.00	981.01	4,920.41	41.56	6,917.59	0.00	6,917.59
01 1200 221 004	SPED - SOC SEC TEACHERS HE	15,526.00	1,298.11	6,611.24	42.58	8,914.76	0.00	8,914.76
01 1200 221 005	SPED - SOC SEC TEACHERS BMS	16,925.00	1,327.17	6,708.76	39.64	10,216.24	0.00	10,216.24
01 1200 221 006	SPED - SOC SEC TEACHERS AP	7,165.00	591.34	2,963.39	41.36	4,201.61	0.00	4,201.61
01 1200 221 007	SPED - SOC SEC TEACHERS SE	7,843.00	639.10	3,191.30	40.69	4,651.70	0.00	4,651.70
01 1200 221 008	SPED - SOC SEC TEACHERS BSMS	11,497.00	964.97	4,873.11	42.39	6,623.89	0.00	6,623.89
01 1200 222 000	SPED - SOC SEC INSTR AIDES	3,294.00	0.00	0.00	0.00	3,294.00	0.00	3,294.00
01 1200 222 001	SPED - SOC SEC AIDES HS	9,272.00	474.76	2,881.22	31.07	6,390.78	0.00	6,390.78
01 1200 222 002	SPED - SOC SEC AIDES BE	7,799.00	455.76	2,891.70	37.08	4,907.30	0.00	4,907.30
01 1200 222 003	SPED - SOC SEC AIDES PC	7,615.00	607.96	3,663.88	48.11	3,951.12	0.00	3,951.12

Account Number	Account Description	Revised Budget	Expended During Month	Expenditures to Date	% of Budget	Balance at EOM	P/ O Outstanding	Unencumbered Balance
01 1200 222 004	SPED - SOC SEC AIDES HE	9,058.00	584.31	3,761.15	41.52	5,296.85	0.00	5,296.85
01 1200 222 005	SPED - SOC SEC AIDES BMS	9,510.00	487.64	2,926.32	30.77	6,583.68	0.00	6,583.68
01 1200 222 006	SPED - SOC SEC AIDES AP	6,219.00	523.91	3,327.22	53.50	2,891.78	0.00	2,891.78
01 1200 222 007	SPED - SOC SEC AIDES SE	4,409.00	280.18	1,692.93	38.40	2,716.07	0.00	2,716.07
01 1200 222 008	SPED - SOC SEC AIDES BSMS	4,432.00	211.72	1,326.97	29.94	3,105.03	0.00	3,105.03
01 1200 223 001	SPED - SOC SEC SUB TEACHERS HS	1,530.00	50.48	201.94	13.20	1,328.06	0.00	1,328.06
01 1200 223 002	SPED - SOC SEC SUB TEACHERS BE	383.00	0.00	25.24	6.59	357.76	0.00	357.76
01 1200 223 003	SPED - SOC SEC SUB TEACHERS PC	383.00	6.32	88.36	23.07	294.64	0.00	294.64
01 1200 223 004	SPED - SOC SEC SUB TEACHERS HE	383.00	12.62	94.70	24.73	288.30	0.00	288.30
01 1200 223 005	SPED - SOC SEC SUB TEACHERS BMS	383.00	25.24	189.34	49.44	193.66	0.00	193.66
01 1200 223 006	SPED - SOC SEC SUB TEACHERS AP	383.00	0.00	88.39	23.08	294.61	0.00	294.61
01 1200 223 007	SPED - SOC SEC SUB TEACHERS SE	383.00	0.00	246.54	64.37	136.46	0.00	136.46
01 1200 223 008	SPED - SOC SEC SUB TEACHERS BSMS	383.00	12.63	157.80	41.20	225.20	0.00	225.20
01 1200 230 000	SPED - RETIREMENT NON-INSTR DIST	3,238.00	736.81	3,730.12	115.20	(492.12)	0.00	(492.12)
01 1200 231 000	SPED - RETIREMENT TEACHERS DIST	12,993.00	637.40	3,252.86	25.04	9,740.14	0.00	9,740.14
01 1200 231 001	SPED - RETIREMENT TEACHERS HS	32,375.00	2,919.88	13,423.20	41.46	18,951.80	0.00	18,951.80
01 1200 231 002	SPED - RETIREMENT TEACHERS BE	10,060.00	828.31	4,143.84	41.19	5,916.16	0.00	5,916.16
01 1200 231 003	SPED - RETIREMENT TEACHERS PC	10,536.00	871.42	4,371.79	41.49	6,164.21	0.00	6,164.21
01 1200 231 004	SPED - RETIREMENT TEACHERS HE	14,917.00	1,248.13	6,357.34	42.62	8,559.66	0.00	8,559.66
01 1200 231 005	SPED - RETIREMENT TEACHERS BMS	15,809.00	1,309.40	6,616.96	41.86	9,192.04	0.00	9,192.04
01 1200 231 006	SPED - RETIREMENT TEACHERS AP	6,465.00	533.29	2,672.89	41.34	3,792.11	0.00	3,792.11
01 1200 231 007	SPED - RETIREMENT TEACHERS SE	7,536.00	612.90	3,060.45	40.61	4,475.55	0.00	4,475.55
01 1200 231 008	SPED - RETIREMENT TEACHERS BSMS	11,046.00	898.29	4,537.77	41.08	6,508.23	0.00	6,508.23
01 1200 232 000	SPED - RETIREMENT INSTR AIDES	3,165.00	0.00	0.00	0.00	3,165.00	0.00	3,165.00
01 1200 232 001	SPED - RETIREMENT AIDES HS	8,702.00	455.12	2,724.52	31.31	5,977.48	0.00	5,977.48
01 1200 232 002	SPED - RETIREMENT AIDES BE	7,107.00	346.21	2,335.63	32.86	4,771.37	0.00	4,771.37
01 1200 232 003	SPED - RETIREMENT AIDES PC	7,008.00	562.28	3,416.19	48.75	3,591.81	0.00	3,591.81
01 1200 232 004	SPED - RETIREMENT AIDES HE	8,096.00	552.70	3,178.75	39.26	4,917.25	0.00	4,917.25
01 1200 232 005	SPED - RETIREMENT AIDES BMS	8,820.00	457.67	2,783.27	31.56	6,036.73	0.00	6,036.73
01 1200 232 006	SPED - RETIREMENT AIDES AP	5,593.00	332.90	2,293.99	41.02	3,299.01	0.00	3,299.01
01 1200 232 007	SPED - RETIREMENT AIDES SE	3,932.00	220.45	1,515.47	38.54	2,416.53	0.00	2,416.53
01 1200 232 008	SPED - RETIREMENT AIDES BSMS	3,954.00	204.06	1,247.01	31.54	2,706.99	0.00	2,706.99
01 1200 233 001	SPED - RETIREMENT SUB TEACHERS HS	100.00	0.00	0.00	0.00	100.00	0.00	100.00
01 1200 233 002	SPED - RETIREMENT SUB TEACHERS BE	100.00	0.00	0.00	0.00	100.00	0.00	100.00
01 1200 233 003	SPED - RETIREMENT SUB TEACHERS PC	100.00	0.00	0.00	0.00	100.00	0.00	100.00
01 1200 233 004	SPED - RETIREMENT SUB TEACHERS HE	100.00	0.00	0.00	0.00	100.00	0.00	100.00
01 1200 233 005	SPED - RETIREMENT SUB TEACHERS BMS	100.00	0.00	0.00	0.00	100.00	0.00	100.00
01 1200 233 006	SPED - RETIREMENT SUB TEACHERS AP	100.00	0.00	6.06	6.06	93.94	0.00	93.94
01 1200 233 007	SPED - RETIREMENT SUB TEACHERS SE	100.00	0.00	133.74	133.74	(33.74)	0.00	(33.74)
01 1200 233 008	SPED - RETIREMENT SUB TEACHERS BSMS	100.00	0.00	12.13	12.13	87.87	0.00	87.87
01 1200 237 000	SPED - INCR RET CONTR DIST	4,469.00	472.61	2,401.54	53.74	2,067.46	0.00	2,067.46
01 1200 237 001	SPED - INCR RET CONTR HS	14,127.00	1,160.74	5,553.56	39.31	8,573.44	0.00	8,573.44
01 1200 237 002	SPED - INCR RET CONTR BE	5,904.00	403.94	2,228.41	37.74	3,675.59	0.00	3,675.59
01 1200 237 003	SPED - INCR RET CONTR PC	6,034.00	493.07	2,678.43	44.39	3,355.57	0.00	3,355.57
01 1200 237 004	SPED - INCR RET CONTR HE	7,915.00	619.33	3,279.64	41.44	4,635.36	0.00	4,635.36
01 1200 237 005	SPED - INCR RET CONTR BMS	8,470.00	607.73	3,232.92	38.17	5,237.08	0.00	5,237.08
01 1200 237 006	SPED - INCR RET CONTR AP	4,147.00	297.88	1,710.24	41.24	2,436.76	0.00	2,436.76
01 1200 237 007	SPED - INCR RET CONTR SE	3,944.00	286.61	1,619.79	41.07	2,324.21	0.00	2,324.21
01 1200 237 008	SPED - INCR RET CONTR BSMS	5,159.00	379.12	1,993.66	38.64	3,165.34	0.00	3,165.34
01 1200 280 000	SPED - HEALTH BEN NON-INSTR DIST	5,700.00	475.00	2,375.00	41.67	3,325.00	0.00	3,325.00
01 1200 281 001	SPED - HEALTH BEN TEACHERS HS	5,700.00	950.00	4,750.00	83.33	950.00	0.00	950.00
01 1200 281 002	SPED - HEALTH BEN TEACHERS BE	11,400.00	0.00	0.00	0.00	11,400.00	0.00	11,400.00
01 1200 281 003	SPED - HEALTH BEN TEACHERS PC	11,400.00	950.00	4,750.00	41.67	6,650.00	0.00	6,650.00
01 1200 281 004	SPED - HEALTH BEN TEACHERS HE	0.00	208.52	1,042.60	0.00	(1,042.60)	0.00	(1,042.60)
01 1200 281 005	SPED - HEALTH BEN TEACHERS BMS	6,153.00	512.77	2,563.85	41.67	3,589.15	0.00	3,589.15

Account Number	Account Description	Revised Budget	Expended During Month	Expenditures to Date	% of Budget	Balance at EOM	P/ O Outstanding	Unencumbered Balance
01 1200 281 006	SPED - HEALTH BEN TEACHERS AP	5,700.00	475.00	2,375.00	41.67	3,325.00	0.00	3,325.00
01 1200 281 007	SPED - HEALTH BEN TEACHERS SE	0.00	0.00	0.00	0.00	0.00	0.00	0.00
01 1200 281 008	SPED - HEALTH BEN TEACHERS BSMS	0.00	475.00	2,375.00	0.00	(2,375.00)	0.00	(2,375.00)
01 1200 320 001	SPED - PROF EDUCATIONAL SERVICES HS	1,000.00	0.00	0.00	0.00	1,000.00	0.00	1,000.00
01 1200 320 002	SPED - PROF EDUCATIONAL SERVICES BE	780.00	0.00	0.00	0.00	780.00	0.00	780.00
01 1200 320 003	SPED - PROF EDUCATIONAL SERVICES PC	780.00	0.00	0.00	0.00	780.00	0.00	780.00
01 1200 320 004	SPED - PROF EDUCATIONAL SERVICES HE	780.00	0.00	0.00	0.00	780.00	0.00	780.00
01 1200 320 005	SPED - PROF EDUCATIONAL SERVICES BMS	1,160.00	0.00	0.00	0.00	1,160.00	0.00	1,160.00
01 1200 320 006	SPED - PROF EDUCATIONAL SERVICES AP	780.00	0.00	0.00	0.00	780.00	0.00	780.00
01 1200 320 007	SPED - PROF EDUCATIONAL SERVICES SE	780.00	0.00	0.00	0.00	780.00	0.00	780.00
01 1200 320 008	SPED - PROF EDUCATIONAL SERVICES BSMS	1,160.00	0.00	0.00	0.00	1,160.00	0.00	1,160.00
01 1200 332 001	SPED - MILEAGE TO PARENTS HS	0.00	0.00	0.00	0.00	0.00	0.00	0.00
01 1200 334 000	SPED - MILEAGE TO PARENTS DIST	6,000.00	618.13	955.63	15.93	5,044.37	0.00	5,044.37
01 1200 334 001	SPED - MILEAGE TO PARENTS HS	0.00	271.38	1,690.90	0.00	(1,690.90)	0.00	(1,690.90)
01 1200 561 000 098	SPED - TUIT PD TO OTHER DIST DIST	10,000.00	2,618.00	5,038.00	50.38	4,962.00	0.00	4,962.00
01 1200 561 001 098	SPED - TUIT PD TO OTHER DIST HS	360,000.00	28,849.67	145,582.87	40.44	214,417.13	0.00	214,417.13
01 1200 561 001 099	SPED - TUIT PD TO ESU HS	0.00	0.00	0.00	0.00	0.00	0.00	0.00
01 1200 561 002 098	SPED - TUIT PD TO OTHER DIST BE	50,000.00	10,200.00	21,420.00	42.84	28,580.00	0.00	28,580.00
01 1200 561 002 099	SPED - TUIT PD TO ESU BE	0.00	0.00	0.00	0.00	0.00	0.00	0.00
01 1200 561 003 098	SPED - TUIT PD TO OTHER DIST PC	60,000.00	9,120.00	19,152.00	31.92	40,848.00	0.00	40,848.00
01 1200 561 003 099	SPED - TUIT PD TO ESU PC	0.00	0.00	0.00	0.00	0.00	0.00	0.00
01 1200 561 004 098	SPED - TUIT PD TO OTHER DIST HE	60,000.00	23,424.00	47,180.00	78.63	12,820.00	0.00	12,820.00
01 1200 561 004 099	SPED - TUIT PD TO ESU HE	0.00	0.00	0.00	0.00	0.00	0.00	0.00
01 1200 561 005 098	SPED - TUIT PD TO OTHER DIST BMS	45,000.00	7,800.00	16,380.00	36.40	28,620.00	0.00	28,620.00
01 1200 561 005 099	SPED - TUIT PD TO ESU BMS	0.00	0.00	0.00	0.00	0.00	0.00	0.00
01 1200 561 006 098	SPED - TUITION TO OTHER DIST AP	18,000.00	10,200.00	21,420.00	119.00	(3,420.00)	0.00	(3,420.00)
01 1200 561 006 099	SPED - TUIT PD TO ESU AP	0.00	0.00	0.00	0.00	0.00	0.00	0.00
01 1200 561 007 098	SPED - TUITION TO OTHER DIST SE	18,000.00	0.00	0.00	0.00	18,000.00	0.00	18,000.00
01 1200 561 007 099	SPED - TUIT PD TO ESU SE	0.00	0.00	0.00	0.00	0.00	0.00	0.00
01 1200 561 008 098	SPED - TUIT PD TO OTHER DIST BSMS	45,000.00	2,475.45	14,852.70	33.01	30,147.30	0.00	30,147.30
01 1200 561 008 099	SPED - TUIT PD TO ESU BSMS	0.00	0.00	0.00	0.00	0.00	0.00	0.00
01 1200 580 000	SPED - TRAVEL & MILEAGE DIST	4,000.00	373.38	2,464.13	77.18	1,535.87	623.13	912.74
01 1200 580 001	SPED - TRAVEL & MILEAGE HS	1,300.00	0.00	209.04	16.08	1,090.96	0.00	1,090.96
01 1200 580 002	SPED - TRAVEL & MILEAGE BE	1,300.00	0.00	0.00	0.00	1,300.00	0.00	1,300.00
01 1200 580 003	SPED - TRAVEL & MILEAGE PC	1,300.00	0.00	0.00	0.00	1,300.00	0.00	1,300.00
01 1200 580 004	SPED - TRAVEL & MILEAGE HE	1,300.00	0.00	0.00	0.00	1,300.00	0.00	1,300.00
01 1200 580 005	SPED - TRAVEL & MILEAGE BMS	3,000.00	0.00	26.38	0.88	2,973.62	0.00	2,973.62
01 1200 580 006	SPED - TRAVEL & MILEAGE AP	1,300.00	0.00	65.25	5.02	1,234.75	0.00	1,234.75
01 1200 580 007	SPED - TRAVEL & MILEAGE SE	1,300.00	0.00	0.00	0.00	1,300.00	0.00	1,300.00
01 1200 580 008	SPED - TRAVEL & MILEAGE BSMS	1,300.00	0.00	0.00	0.00	1,300.00	0.00	1,300.00
01 1200 590 000	SPED - PURCHASED SERVICES DIST	225,000.00	14,150.57	65,421.57	29.08	159,578.43	0.00	159,578.43
01 1200 590 001	SPED - PURCHASED SERVICES HS	50,000.00	0.00	0.00	0.00	50,000.00	0.00	50,000.00
01 1200 590 002	SPED - PURCHASED SERVICES BE	7,500.00	0.00	0.00	0.00	7,500.00	0.00	7,500.00
01 1200 590 003	SPED - PURCHASED SERVICES PC	7,500.00	0.00	0.00	0.00	7,500.00	0.00	7,500.00
01 1200 590 004	SPED - PURCHASED SERVICES HE	7,500.00	0.00	0.00	0.00	7,500.00	0.00	7,500.00
01 1200 590 005	SPED - PURCHASED SERVICES BMS	7,500.00	0.00	50.00	7.60	7,450.00	520.00	6,930.00
01 1200 590 006	SPED - PURCHASED SERVICES AP	7,500.00	97.50	390.00	5.20	7,110.00	0.00	7,110.00
01 1200 590 007	SPED - PURCHASED SERVICES SE	7,500.00	0.00	0.00	0.00	7,500.00	0.00	7,500.00
01 1200 590 008	SPED - PURCHASED SERVICES BSMS	7,500.00	0.00	0.00	0.00	7,500.00	0.00	7,500.00
01 1200 610 000	SPED - SUPPLIES DIST	3,000.00	0.00	2,935.34	99.73	64.66	56.48	8.18
01 1200 610 001	SPED - SUPPLIES HS	4,100.00	198.58	3,049.38	82.98	1,050.62	352.69	697.93
01 1200 610 001 611	SPED - TESTING SUPPLIES HS	1,300.00	0.00	0.00	0.00	1,300.00	0.00	1,300.00
01 1200 610 002	SPED - SUPPLIES BE	500.00	0.00	1,622.45	332.72	(1,122.45)	41.14	(1,163.59)
01 1200 610 002 611	SPED - TESTING SUPPLIES BE	1,300.00	0.00	0.00	0.00	1,300.00	0.00	1,300.00
01 1200 610 003	SPED - SUPPLIES PC	2,950.00	0.00	876.47	30.15	2,073.53	12.99	2,060.54

Account Number	Account Description	Revised Budget	Expended During Month	Expenditures to Date	% of Budget	Balance at EOM	P/ O Outstanding	Unencumbered Balance
01 1200 610 003 611	SPED - TESTING SUPPLIES PC	500.00	0.00	0.00	0.00	500.00	0.00	500.00
01 1200 610 004	SPED - SUPPLIES HE	2,900.00	0.00	3,927.08	141.25	(1,027.08)	169.04	(1,196.12)
01 1200 610 004 611	SPED - TESTING SUPPLIES HE	500.00	0.00	0.00	0.00	500.00	0.00	500.00
01 1200 610 005	SPED - SUPPLIES BMS	3,900.00	0.00	1,045.03	26.80	2,854.97	0.00	2,854.97
01 1200 610 005 611	SPED - TESTING SUPPLIES BMS	1,200.00	0.00	0.00	0.00	1,200.00	0.00	1,200.00
01 1200 610 006	SPED - SUPPLIES AP	2,900.00	0.00	1,712.87	59.44	1,187.13	10.96	1,176.17
01 1200 610 006 611	SPED - TESTING SUPPLIES AP	500.00	0.00	0.00	0.00	500.00	0.00	500.00
01 1200 610 007	SPED - SUPPLIES SE	2,900.00	2,118.60	5,504.94	193.38	(2,604.94)	103.14	(2,708.08)
01 1200 610 007 611	SPED - TESTING SUPPLIES SE	500.00	0.00	0.00	0.00	500.00	0.00	500.00
01 1200 610 008	SPED - SUPPLIES BSMS	2,900.00	0.00	1,552.83	58.59	1,347.17	146.30	1,200.87
01 1200 610 008 611	SPED - TESTING SUPPLIES BSMS	500.00	0.00	0.00	0.00	500.00	0.00	500.00
01 1200 640 000	SPED - BOOKS & PER DIST	7,500.00	0.00	0.00	0.00	7,500.00	0.00	7,500.00
01 1200 640 001	SPED - BOOKS & PER HS	3,350.00	0.00	0.00	0.00	3,350.00	0.00	3,350.00
01 1200 640 002	SPED - BOOKS & PER BE	1,000.00	0.00	0.00	0.00	1,000.00	0.00	1,000.00
01 1200 640 003	SPED - BOOKS & PER PC	1,000.00	0.00	208.65	20.87	791.35	0.00	791.35
01 1200 640 004	SPED - BOOKS & PER HE	1,000.00	0.00	0.00	0.00	1,000.00	0.00	1,000.00
01 1200 640 005	SPED - BOOKS & PER BMS	1,750.00	0.00	0.00	0.00	1,750.00	0.00	1,750.00
01 1200 640 006	SPED - BOOKS & PER AP	1,000.00	0.00	0.00	0.00	1,000.00	0.00	1,000.00
01 1200 640 007	SPED - BOOKS & PER SE	1,000.00	0.00	0.00	0.00	1,000.00	0.00	1,000.00
01 1200 640 008	SPED - BOOKS & PER BSMS	1,750.00	0.00	0.00	0.00	1,750.00	0.00	1,750.00
01 1200 650 001	SPED - SUPPLIES TECH-REL HS	50.00	0.00	0.00	0.00	50.00	0.00	50.00
01 1200 650 002	SPED - SUPPLIES TECH-REL BE	25.00	0.00	0.00	0.00	25.00	0.00	25.00
01 1200 650 003	SPED - SUPPLIES TECH-REL PC	25.00	0.00	0.00	0.00	25.00	0.00	25.00
01 1200 650 004	SPED - SUPPLIES TECH-REL HE	25.00	0.00	0.00	0.00	25.00	0.00	25.00
01 1200 650 005	SPED - SUPPLIES TECH-REL BMS	50.00	0.00	0.00	0.00	50.00	0.00	50.00
01 1200 650 006	SPED - SUPPLIES TECH-REL AP	25.00	0.00	0.00	0.00	25.00	0.00	25.00
01 1200 650 007	SPED - SUPPLIES TECH-REL SE	25.00	0.00	0.00	0.00	25.00	0.00	25.00
01 1200 650 008	SPED - SUPPLIES TECH-REL BSMS	50.00	0.00	0.00	0.00	50.00	0.00	50.00
01 1200 733 001	SPED - FURN & EQUIP HS	1,125.00	0.00	0.00	0.00	1,125.00	0.00	1,125.00
01 1200 733 002	SPED - FURN & EQUIP BE	625.00	0.00	0.00	0.00	625.00	0.00	625.00
01 1200 733 003	SPED - FURN & EQUIP PC	625.00	0.00	0.00	0.00	625.00	0.00	625.00
01 1200 733 004	SPED - FURN & EQUIP HE	625.00	0.00	129.79	20.77	495.21	0.00	495.21
01 1200 733 005	SPED - FURN & EQUIP BMS	1,625.00	0.00	0.00	0.00	1,625.00	0.00	1,625.00
01 1200 733 006	SPED - FURN & EQUIP AP	625.00	0.00	0.00	0.00	625.00	0.00	625.00
01 1200 733 007	SPED - FURN & EQUIP SE	625.00	0.00	81.69	18.51	543.31	33.99	509.32
01 1200 733 008	SPED - FURN & EQUIP BSMS	1,625.00	0.00	0.00	0.00	1,625.00	0.00	1,625.00
01 1200 734 001	SPED - HARDWARE HS	1,000.00	0.00	0.00	0.00	1,000.00	0.00	1,000.00
01 1200 734 002	SPED - HARDWARE BE	1,000.00	0.00	0.00	0.00	1,000.00	0.00	1,000.00
01 1200 734 003	SPED - HARDWARE PC	1,000.00	0.00	0.00	0.00	1,000.00	0.00	1,000.00
01 1200 734 004	SPED - HARDWARE HE	1,000.00	0.00	0.00	0.00	1,000.00	0.00	1,000.00
01 1200 734 005	SPED - HARDWARE BMS	1,000.00	0.00	0.00	0.00	1,000.00	0.00	1,000.00
01 1200 734 006	SPED - HARDWARE AP	1,000.00	0.00	0.00	0.00	1,000.00	0.00	1,000.00
01 1200 734 007	SPED - HARDWARE SE	1,000.00	0.00	0.00	0.00	1,000.00	0.00	1,000.00
01 1200 734 008	SPED - HARDWARE BSMS	1,000.00	0.00	0.00	0.00	1,000.00	0.00	1,000.00
01 1200 735 000	SPED - SOFTWARE DIST	4,000.00	0.00	429.00	10.73	3,571.00	0.00	3,571.00
01 1200 735 001	SPED - SOFTWARE HS	100.00	0.00	0.00	0.00	100.00	0.00	100.00
01 1200 735 002	SPED - SOFTWARE BE	100.00	0.00	349.00	349.00	(249.00)	0.00	(249.00)
01 1200 735 003	SPED - SOFTWARE PC	100.00	0.00	349.00	349.00	(249.00)	0.00	(249.00)
01 1200 735 004	SPED - SOFTWARE HE	100.00	0.00	349.00	349.00	(249.00)	0.00	(249.00)
01 1200 735 005	SPED - SOFTWARE BMS	100.00	0.00	0.00	0.00	100.00	0.00	100.00
01 1200 735 006	SPED - SOFTWARE AP	100.00	0.00	349.00	349.00	(249.00)	0.00	(249.00)
01 1200 735 007	SPED - SOFTWARE SE	100.00	0.00	0.00	0.00	100.00	0.00	100.00
01 1200 735 008	SPED - SOFTWARE BSMS	100.00	85.00	85.00	85.00	15.00	0.00	15.00
01 1200 810 000	SPED - DUES & FEES DIST	5,500.00	630.00	3,299.80	79.81	2,200.20	1,090.00	1,110.20
01 1200 810 001	SPED - DUES & FEES HS	2,100.00	0.00	0.00	0.00	2,100.00	0.00	2,100.00

Account Number	Account Description	Revised Budget	Expended During Month	Expenditures to Date	% of Budget	Balance at EOM	P/ O Outstanding	Unencumbered Balance
01 1200 810 002	SPED - DUES & FEES BE	1,350.00	0.00	0.00	0.00	1,350.00	0.00	1,350.00
01 1200 810 003	SPED - DUES & FEES PC	1,350.00	0.00	0.00	0.00	1,350.00	0.00	1,350.00
01 1200 810 004	SPED - DUES & FEES HE	1,350.00	0.00	0.00	0.00	1,350.00	0.00	1,350.00
01 1200 810 005	SPED - DUES & FEES BMS	2,250.00	0.00	55.00	3.11	2,195.00	15.00	2,180.00
01 1200 810 006	SPED - DUES & FEES AP	1,350.00	0.00	138.45	10.26	1,211.55	0.00	1,211.55
01 1200 810 007	SPED - DUES & FEES SE	1,350.00	0.00	0.00	0.00	1,350.00	0.00	1,350.00
01 1200 810 008	SPED - DUES & FEES BSMS	2,250.00	0.00	55.00	2.44	2,195.00	0.00	2,195.00
01 1200 890 000	SPED - OTHER MISC DIST	100.00	0.00	0.00	0.00	100.00	0.00	100.00
01 1200 890 001	SPED - OTHER MISC HS	550.00	0.00	0.00	0.00	550.00	0.00	550.00
01 1200 890 002	SPED - OTHER MISC BE	230.00	0.00	0.00	0.00	230.00	0.00	230.00
01 1200 890 003	SPED - OTHER MISC PC	240.00	0.00	0.00	0.00	240.00	0.00	240.00
01 1200 890 004	SPED - OTHER MISC HE	230.00	0.00	0.00	0.00	230.00	0.00	230.00
01 1200 890 005	SPED - OTHER MISC BMS	250.00	0.00	110.00	44.00	140.00	0.00	140.00
01 1200 890 006	SPED - OTHER MISC AP	250.00	0.00	0.00	0.00	250.00	0.00	250.00
01 1200 890 007	SPED - OTHER MISC SE	250.00	0.00	0.00	0.00	250.00	0.00	250.00
01 1200 890 008	SPED - OTHER MISC BSMS	250.00	0.00	0.00	0.00	250.00	0.00	250.00
1200	SPECIAL EDUCATION INSTRUCTIONAL PROGRAMS	4,601,780.00	373,936.28	1,762,789.38	38.38	2,838,990.62	3,174.86	2,835,815.76
1300	SUMMER SCHOOL							
01 1300 111 001	SUMM SCHOOL - SALARIES TEACHERS HS	15,000.00	0.00	0.00	0.00	15,000.00	0.00	15,000.00
01 1300 111 002	SUMM SCHOOL - SALARIES TEACHERS BE	0.00	0.00	0.00	0.00	0.00	0.00	0.00
01 1300 111 003	SUMM SCHOOL - SALARIES TEACHERS PC	40,000.00	0.00	0.00	0.00	40,000.00	0.00	40,000.00
01 1300 111 004	SUMM SCHOOL - SALARIES TEACHERS HE	0.00	0.00	293.00	0.00	(293.00)	0.00	(293.00)
01 1300 111 005	SUMM SCHOOL - SALARIES TEACHERS BMS	22,500.00	0.00	0.00	0.00	22,500.00	0.00	22,500.00
01 1300 111 006	SUMM SCHOOL - SALARIES TEACHERS AP	0.00	0.00	0.00	0.00	0.00	0.00	0.00
01 1300 111 007	SUMM SCHOOL - SALARIES TEACHERS SE	40,000.00	0.00	168.00	0.42	39,832.00	0.00	39,832.00
01 1300 111 008	SUMM SCHOOL - SALARIES TEACHERS BSMS	22,500.00	0.00	0.00	0.00	22,500.00	0.00	22,500.00
01 1300 112 001	SUMM SCHOOL - SALARIES INSTR AIDES HS	1,500.00	0.00	0.00	0.00	1,500.00	0.00	1,500.00
01 1300 112 002	SUMM SCHOOL - SALARIES INSTR AIDES BE	0.00	0.00	0.00	0.00	0.00	0.00	0.00
01 1300 112 003	SUMM SCHOOL - SALARIES INSTR AIDES PC	4,000.00	0.00	0.00	0.00	4,000.00	0.00	4,000.00
01 1300 112 004	SUMM SCHOOL - SALARIES INSTR AIDES HE	0.00	0.00	0.00	0.00	0.00	0.00	0.00
01 1300 112 005	SUMM SCHOOL - SALARIES INSTR AIDES BMS	4,000.00	0.00	0.00	0.00	4,000.00	0.00	4,000.00
01 1300 112 006	SUMM SCHOOL - SALARIES INSTR AIDES AP	0.00	0.00	0.00	0.00	0.00	0.00	0.00
01 1300 112 007	SUMM SCHOOL - SALARIES INSTR AIDES SE	4,000.00	0.00	0.00	0.00	4,000.00	0.00	4,000.00
01 1300 112 008	SUMM SCHOOL - SALARIES INSTR AIDES BSMS	4,000.00	0.00	0.00	0.00	4,000.00	0.00	4,000.00
01 1300 221 001	SUMM SCHOOL - SOC SEC TEACHERS HS	1,148.00	0.00	0.00	0.00	1,148.00	0.00	1,148.00
01 1300 221 002	SUMM SCHOOL - SOC SEC TEACHERS BE	0.00	0.00	0.00	0.00	0.00	0.00	0.00
01 1300 221 003	SUMM SCHOOL - SOC SEC TEACHERS PC	3,060.00	0.00	0.00	0.00	3,060.00	0.00	3,060.00
01 1300 221 004	SUMM SCHOOL - SOC SEC TEACHERS HE	0.00	0.00	22.40	0.00	(22.40)	0.00	(22.40)
01 1300 221 005	SUMM SCHOOL - SOC SEC TEACHERS BMS	1,720.00	0.00	0.00	0.00	1,720.00	0.00	1,720.00
01 1300 221 006	SUMM SCHOOL - SOC SEC TEACHERS AP	0.00	0.00	0.00	0.00	0.00	0.00	0.00
01 1300 221 007	SUMM SCHOOL - SOC SEC TEACHERS SE	3,060.00	0.00	12.85	0.42	3,047.15	0.00	3,047.15
01 1300 221 008	SUMM SCHOOL - SOC SEC TEACHERS BSMS	1,721.00	0.00	0.00	0.00	1,721.00	0.00	1,721.00
01 1300 222 001	SUMM SCHOOL - SOC SEC AIDES HS	115.00	0.00	0.00	0.00	115.00	0.00	115.00
01 1300 222 002	SUMM SCHOOL - SOC SEC AIDES BE	0.00	0.00	0.00	0.00	0.00	0.00	0.00
01 1300 222 003	SUMM SCHOOL - SOC SEC AIDES PC	306.00	0.00	0.00	0.00	306.00	0.00	306.00
01 1300 222 004	SUMM SCHOOL - SOC SEC AIDES HE	0.00	0.00	0.00	0.00	0.00	0.00	0.00
01 1300 222 005	SUMM SCHOOL - SOC SEC AIDES BMS	306.00	0.00	0.00	0.00	306.00	0.00	306.00
01 1300 222 006	SUMM SCHOOL - SOC SEC AIDES AP	0.00	0.00	0.00	0.00	0.00	0.00	0.00
01 1300 222 007	SUMM SCHOOL - SOC SEC AIDES SE	306.00	0.00	0.00	0.00	306.00	0.00	306.00
01 1300 222 008	SUMM SCHOOL - SOC SEC AIDES BSMS	306.00	0.00	0.00	0.00	306.00	0.00	306.00
01 1300 231 001	SUMM SCHOOL - RETIREMENT TEACHERS HS	1,103.00	0.00	0.00	0.00	1,103.00	0.00	1,103.00
01 1300 231 002	SUMM SCHOOL - RETIREMENT TEACHERS BE	0.00	0.00	0.00	0.00	0.00	0.00	0.00
01 1300 231 003	SUMM SCHOOL - RETIREMENT TEACHERS PC	2,940.00	0.00	0.00	0.00	2,940.00	0.00	2,940.00
01 1300 231 004	SUMM SCHOOL - RETIREMENT TEACHERS HE	0.00	0.00	21.52	0.00	(21.52)	0.00	(21.52)
01 1300 231 005	SUMM SCHOOL - RETIREMENT TEACHERS BMS	1,654.00	0.00	0.00	0.00	1,654.00	0.00	1,654.00

Account Number	Account Description	Revised Budget	Expended During Month	Expenditures to Date	% of Budget	Balance at EOM	P/ O Outstanding	Unencumbered Balance
01 1300 231 006	SUMM SCHOOL - RETIREMENT TEACHERS AP	0.00	0.00	0.00	0.00	0.00	0.00	0.00
01 1300 231 007	SUMM SCHOOL - RETIREMENT TEACHERS SE	2,940.00	0.00	12.35	0.42	2,927.65	0.00	2,927.65
01 1300 231 008	SUMM SCHOOL - RETIREMENT TEACHERS BSMS	1,654.00	0.00	0.00	0.00	1,654.00	0.00	1,654.00
01 1300 232 001	SUMM SCHOOL - RETIREMENT AIDES HS	0.00	0.00	0.00	0.00	0.00	0.00	0.00
01 1300 232 002	SUMM SCHOOL - RETIREMENT AIDES BE	0.00	0.00	0.00	0.00	0.00	0.00	0.00
01 1300 232 003	SUMM SCHOOL - RETIREMENT AIDES PC	294.00	0.00	0.00	0.00	294.00	0.00	294.00
01 1300 232 004	SUMM SCHOOL - RETIREMENT AIDES HE	0.00	0.00	0.00	0.00	0.00	0.00	0.00
01 1300 232 005	SUMM SCHOOL - RETIREMENT AIDES BMS	294.00	0.00	0.00	0.00	294.00	0.00	294.00
01 1300 232 006	SUMM SCHOOL - RETIREMENT AIDES AP	0.00	0.00	0.00	0.00	0.00	0.00	0.00
01 1300 232 007	SUMM SCHOOL - RETIREMENT AIDES SE	294.00	0.00	0.00	0.00	294.00	0.00	294.00
01 1300 232 008	SUMM SCHOOL - RETIREMENT AIDES BSMS	294.00	0.00	0.00	0.00	294.00	0.00	294.00
01 1300 237 001	SUMM SCHOOL - INCR RET CONTR HS	417.00	0.00	0.00	0.00	417.00	0.00	417.00
01 1300 237 002	SUMM SCHOOL - INCR RET CONTR BE	0.00	0.00	0.00	0.00	0.00	0.00	0.00
01 1300 237 003	SUMM SCHOOL - INCR RET CONTR PC	1,112.00	0.00	0.00	0.00	1,112.00	0.00	1,112.00
01 1300 237 004	SUMM SCHOOL - INCR RET CONTR HE	0.00	0.00	7.41	0.00	(7.41)	0.00	(7.41)
01 1300 237 005	SUMM SCHOOL - INCR RET CONTR BMS	670.00	0.00	0.00	0.00	670.00	0.00	670.00
01 1300 237 006	SUMM SCHOOL - INCR RET CONTR AP	0.00	0.00	0.00	0.00	0.00	0.00	0.00
01 1300 237 007	SUMM SCHOOL - INCR RET CONTR SE	1,112.00	0.00	4.25	0.38	1,107.75	0.00	1,107.75
01 1300 237 008	SUMM SCHOOL - INCR RET CONTR BSMS	670.00	0.00	0.00	0.00	670.00	0.00	670.00
01 1300 580 001	SUMM SCHOOL - TRAVEL & MILEAGE HS	0.00	0.00	0.00	0.00	0.00	0.00	0.00
01 1300 610 001	SUMM SCHOOL - SUPPLIES HS	1,000.00	0.00	0.00	0.00	1,000.00	0.00	1,000.00
01 1300 610 002	SUMM SCHOOL - SUPPLIES BE	1,000.00	0.00	0.00	1.00	1,000.00	9.99	990.01
01 1300 610 003	SUMM SCHOOL - SUPPLIES PC	1,000.00	0.00	1,102.25	114.55	(102.25)	43.23	(145.48)
01 1300 610 004	SUMM SCHOOL - SUPPLIES HE	1,000.00	0.00	0.00	0.00	1,000.00	0.00	1,000.00
01 1300 610 005	SUMM SCHOOL - SUPPLIES BMS	1,000.00	0.00	0.00	0.00	1,000.00	0.00	1,000.00
01 1300 610 006	SUMM SCHOOL - SUPPLIES AP	1,000.00	0.00	0.00	7.46	1,000.00	74.61	925.39
01 1300 610 007	SUMM SCHOOL - SUPPLIES SE	1,000.00	0.00	0.00	0.00	1,000.00	0.00	1,000.00
01 1300 610 008	SUMM SCHOOL - SUPPLIES BSMS	1,000.00	0.00	0.00	0.00	1,000.00	0.00	1,000.00
01 1300 640 001	SUMM SCHOOL - BOOKS & PER HS	100.00	0.00	0.00	0.00	100.00	0.00	100.00
01 1300 640 002	SUMM SCHOOL - BOOKS & PER BE	100.00	0.00	0.00	0.00	100.00	0.00	100.00
01 1300 640 003	SUMM SCHOOL - BOOKS & PER PC	100.00	0.00	0.00	0.00	100.00	0.00	100.00
01 1300 640 004	SUMM SCHOOL - BOOKS & PER HE	100.00	0.00	0.00	0.00	100.00	0.00	100.00
01 1300 640 005	SUMM SCHOOL - BOOKS & PER BMS	100.00	0.00	0.00	0.00	100.00	0.00	100.00
01 1300 640 006	SUMM SCHOOL - BOOKS & PER AP	100.00	0.00	0.00	0.00	100.00	0.00	100.00
01 1300 640 007	SUMM SCHOOL - BOOKS & PER SE	100.00	0.00	0.00	0.00	100.00	0.00	100.00
01 1300 640 008	SUMM SCHOOL - BOOKS & PER BSMS	100.00	0.00	0.00	0.00	100.00	0.00	100.00
01 1300 810 001	SUMM SCHOOL - DUES & FEES HS	250.00	0.00	0.00	0.00	250.00	0.00	250.00
01 1300 810 002	SUMM SCHOOL - DUES & FEES BE	250.00	0.00	0.00	0.00	250.00	0.00	250.00
01 1300 810 003	SUMM SCHOOL - DUES & FEES PC	250.00	0.00	0.00	0.00	250.00	0.00	250.00
01 1300 810 004	SUMM SCHOOL - DUES & FEES HE	250.00	0.00	0.00	0.00	250.00	0.00	250.00
01 1300 810 005	SUMM SCHOOL - DUES & FEES BMS	250.00	0.00	0.00	0.00	250.00	0.00	250.00
01 1300 810 006	SUMM SCHOOL - DUES & FEES AP	250.00	0.00	0.00	0.00	250.00	0.00	250.00
01 1300 810 007	SUMM SCHOOL - DUES & FEES SE	250.00	0.00	0.00	0.00	250.00	0.00	250.00
01 1300 810 008	SUMM SCHOOL - DUES & FEES BSMS	250.00	0.00	0.00	0.00	250.00	0.00	250.00
1300	SUMMER SCHOOL	195,796.00	0.00	1,644.03	0.90	194,151.97	127.83	194,024.14
2120	GUIDANCE SERVICES							
01 2120 110 001	GUIDANCE - SALARIES NON-INSTR HS	15,750.00	1,642.81	10,508.19	66.72	5,241.81	0.00	5,241.81
01 2120 110 005	GUIDANCE - SALARIES NON-INSTR BMS	0.00	0.00	0.00	0.00	0.00	0.00	0.00
01 2120 111 001	GUIDANCE - SALARIES TEACHERS HS	233,072.00	24,888.57	124,442.85	53.39	108,629.15	0.00	108,629.15
01 2120 111 002	GUIDANCE - SALARIES TEACHERS BE	62,077.00	5,335.73	26,678.65	42.98	35,398.35	0.00	35,398.35
01 2120 111 003	GUIDANCE - SALARIES TEACHERS PC	66,371.00	5,530.94	27,654.70	41.67	38,716.30	0.00	38,716.30
01 2120 111 004	GUIDANCE - SALARIES TEACHERS HE	65,590.00	0.00	0.00	0.00	65,590.00	0.00	65,590.00
01 2120 111 005	GUIDANCE - SALARIES TEACHERS BMS	80,016.00	7,146.73	35,733.65	44.66	44,282.35	0.00	44,282.35
01 2120 111 006	GUIDANCE - SALARIES TEACHERS AP	49,974.00	4,164.47	20,822.35	41.67	29,151.65	0.00	29,151.65
01 2120 111 007	GUIDANCE - SALARIES TEACHERS SE	54,659.00	4,554.89	22,774.45	41.67	31,884.55	0.00	31,884.55

Account Number	Account Description	Revised Budget	Expended During Month	Expenditures to Date	% of Budget	Balance at EOM	P/ O Outstanding	Unencumbered Balance
01 2120 281 001	GUIDANCE - HEALTH BEN TEACHERS HS	3,527.00	587.80	2,939.00	83.33	588.00	0.00	588.00
01 2120 281 002	GUIDANCE - HEALTH BEN TEACHERS BE	0.00	0.00	0.00	0.00	0.00	0.00	0.00
01 2120 281 003	GUIDANCE - HEALTH BEN TEACHERS PC	5,700.00	475.00	2,375.00	41.67	3,325.00	0.00	3,325.00
01 2120 281 004	GUIDANCE - HEALTH BEN TEACHERS HE	0.00	0.00	0.00	0.00	0.00	0.00	0.00
01 2120 281 005	GUIDANCE - HEALTH BEN TEACHERS BMS	0.00	0.00	0.00	0.00	0.00	0.00	0.00
01 2120 281 006	GUIDANCE - HEALTH BEN TEACHERS AP	5,700.00	475.00	2,375.00	41.67	3,325.00	0.00	3,325.00
01 2120 281 007	GUIDANCE - HEALTH BEN TEACHERS SE	0.00	0.00	0.00	0.00	0.00	0.00	0.00
01 2120 281 008	GUIDANCE - HEALTH BEN TEACHERS BSMS	0.00	475.00	2,375.00	0.00	(2,375.00)	0.00	(2,375.00)
01 2120 580 001	GUIDANCE - TRAVEL & MILEAGE HS	50.00	0.00	60.81	121.62	(10.81)	0.00	(10.81)
01 2120 580 002	GUIDANCE - TRAVEL & MILEAGE BE	50.00	0.00	0.00	0.00	50.00	0.00	50.00
01 2120 580 003	GUIDANCE - TRAVEL & MILEAGE PC	50.00	0.00	0.00	0.00	50.00	0.00	50.00
01 2120 580 004	GUIDANCE - TRAVEL & MILEAGE HE	50.00	0.00	0.00	0.00	50.00	0.00	50.00
01 2120 580 005	GUIDANCE - TRAVEL & MILEAGE BMS	50.00	0.00	0.00	0.00	50.00	0.00	50.00
01 2120 580 006	GUIDANCE - TRAVEL & MILEAGE AP	50.00	0.00	0.00	0.00	50.00	0.00	50.00
01 2120 580 007	GUIDANCE - TRAVEL & MILEAGE SE	50.00	0.00	0.00	0.00	50.00	0.00	50.00
01 2120 580 008	GUIDANCE - TRAVEL & MILEAGE BSMS	50.00	0.00	0.00	0.00	50.00	0.00	50.00
01 2120 590 001	GUIDANCE - PURCHASED SERVICES HS	15,000.00	0.00	10,961.50	73.08	4,038.50	0.00	4,038.50
01 2120 590 002	GUIDANCE - PURCHASED SERVICES BE	14,000.00	0.00	5,436.50	38.83	8,563.50	0.00	8,563.50
01 2120 590 003	GUIDANCE - PURCHASED SERVICES PC	10,000.00	0.00	5,951.50	59.52	4,048.50	0.00	4,048.50
01 2120 590 004	GUIDANCE - PURCHASED SERVICES HE	10,000.00	0.00	5,440.50	54.41	4,559.50	0.00	4,559.50
01 2120 590 005	GUIDANCE - PURCHASED SERVICES BMS	18,000.00	0.00	5,857.50	32.54	12,142.50	0.00	12,142.50
01 2120 590 006	GUIDANCE - PURCHASED SERVICES AP	10,000.00	0.00	5,198.50	51.99	4,801.50	0.00	4,801.50
01 2120 590 007	GUIDANCE - PURCHASED SERVICES SE	10,000.00	0.00	4,555.50	45.56	5,444.50	0.00	5,444.50
01 2120 590 008	GUIDANCE - PURCHASED SERVICES BSMS	18,000.00	0.00	6,037.50	33.54	11,962.50	0.00	11,962.50
01 2120 610 001	GUIDANCE - SUPPLIES HS	3,500.00	0.00	224.95	6.43	3,275.05	0.00	3,275.05
01 2120 610 001 611	GUIDANCE - TESTING SUPPLIES SUPPLIES HS	0.00	0.00	0.00	0.00	0.00	0.00	0.00
01 2120 610 002	GUIDANCE - SUPPLIES BE	3,050.00	0.00	2,097.62	68.77	952.38	0.00	952.38
01 2120 610 002 611	GUIDANCE - TESTING SUPPLIES BE	0.00	0.00	0.00	0.00	0.00	0.00	0.00
01 2120 610 003	GUIDANCE - SUPPLIES PC	3,050.00	0.00	2,026.66	67.71	1,023.34	38.50	984.84
01 2120 610 003 611	GUIDANCE - TESTING SUPPLIES PC	0.00	0.00	0.00	0.00	0.00	0.00	0.00
01 2120 610 004	GUIDANCE - SUPPLIES HE	3,050.00	0.00	2,034.61	66.71	1,015.39	0.00	1,015.39
01 2120 610 004 611	GUIDANCE - TESTING SUPPLIES HE	0.00	0.00	0.00	0.00	0.00	0.00	0.00
01 2120 610 005	GUIDANCE - SUPPLIES BMS	4,500.00	23.64	2,146.68	55.48	2,353.32	350.00	2,003.32
01 2120 610 005 611	GUIDANCE - TESTING SUPPLIES BMS	0.00	0.00	0.00	0.00	0.00	0.00	0.00
01 2120 610 006	GUIDANCE - SUPPLIES AP	3,050.00	0.00	1,532.97	50.26	1,517.03	0.00	1,517.03
01 2120 610 006 611	GUIDANCE - TESTING SUPPLIES AP	0.00	0.00	0.00	0.00	0.00	0.00	0.00
01 2120 610 007	GUIDANCE - SUPPLIES SE	3,050.00	0.00	3,179.83	104.26	(129.83)	0.00	(129.83)
01 2120 610 007 611	GUIDANCE - TESTING SUPPLIES SE	0.00	0.00	0.00	0.00	0.00	0.00	0.00
01 2120 610 008	GUIDANCE - SUPPLIES BSMS	4,500.00	0.00	257.59	5.72	4,242.41	0.00	4,242.41
01 2120 610 008 611	GUIDANCE - TESTING SUPPLIES BSMS	0.00	0.00	0.00	0.00	0.00	0.00	0.00
01 2120 733 001	GUIDANCE - FURN & EQUIP HS	0.00	0.00	0.00	0.00	0.00	0.00	0.00
01 2120 733 002	GUIDANCE - FURN & EQUIP BE	0.00	0.00	0.00	0.00	0.00	0.00	0.00
01 2120 733 003	GUIDANCE - FURN & EQUIP PC	0.00	0.00	163.39	0.00	(163.39)	0.00	(163.39)
01 2120 733 004	GUIDANCE - FURN & EQUIP HE	0.00	145.97	334.93	0.00	(334.93)	0.00	(334.93)
01 2120 733 005	GUIDANCE - FURN & EQUIP BMS	0.00	0.00	0.00	0.00	0.00	0.00	0.00
01 2120 733 006	GUIDANCE - FURN & EQUIP AP	0.00	0.00	0.00	0.00	0.00	0.00	0.00
01 2120 733 007	GUIDANCE - FURN & EQUIP SE	0.00	0.00	0.00	0.00	0.00	0.00	0.00
01 2120 733 008	GUIDANCE - FURN & EQUIP BSMS	0.00	0.00	0.00	0.00	0.00	0.00	0.00
01 2120 734 001	GUIDANCE - HARDWARE HS	0.00	0.00	0.00	0.00	0.00	0.00	0.00
01 2120 734 005	GUIDANCE - HARDWARE BMS	0.00	0.00	0.00	0.00	0.00	0.00	0.00
01 2120 810 001	GUIDANCE - DUES & FEES HS	2,000.00	0.00	630.00	31.50	1,370.00	0.00	1,370.00
01 2120 810 002	GUIDANCE - DUES & FEES BE	200.00	0.00	210.00	105.00	(10.00)	0.00	(10.00)
01 2120 810 003	GUIDANCE - DUES & FEES PC	200.00	0.00	180.00	90.00	20.00	0.00	20.00
01 2120 810 004	GUIDANCE - DUES & FEES HE	200.00	0.00	280.40	140.20	(80.40)	0.00	(80.40)
01 2120 810 005	GUIDANCE - DUES & FEES BMS	200.00	0.00	0.00	0.00	200.00	0.00	200.00

Account Number	Account Description	Revised Budget	Expended During Month	Expenditures to Date	% of Budget	Balance at EOM	P/ O Outstanding	Unencumbered Balance
01 2120 810 006	GUIDANCE - DUES & FEES AP	200.00	0.00	210.00	105.00	(10.00)	0.00	(10.00)
01 2120 810 007	GUIDANCE - DUES & FEES SE	200.00	0.00	210.00	105.00	(10.00)	0.00	(10.00)
01 2120 810 008	GUIDANCE - DUES & FEES BSMS	200.00	0.00	0.00	0.00	200.00	0.00	200.00
01 2120 890 005	GUIDANCE - OTHER MISC BMS	0.00	0.00	0.00	0.00	0.00	0.00	0.00
01 2120 890 008	GUIDANCE - OTHER MISC BSMS	0.00	0.00	0.00	0.00	0.00	0.00	0.00
2120	GUIDANCE SERVICES	1,294,263.00	95,958.15	546,858.41	42.28	747,404.59	388.50	747,016.09
2130	HEALTH SERVICES							
01 2130 110 002	HEALTH SERV - SALARIES NON-INSTR BE	18,120.00	1,544.96	8,926.37	49.26	9,193.63	0.00	9,193.63
01 2130 110 003	HEALTH SERV - SALARIES NON-INSTR PC	20,077.00	1,600.46	9,971.88	49.67	10,105.12	0.00	10,105.12
01 2130 110 004	HEALTH SERV - SALARIES NON-INSTR HE	18,408.00	1,486.85	9,192.61	49.94	9,215.39	0.00	9,215.39
01 2130 110 006	HEALTH SERV - SALARIES NON-INSTR AP	19,271.00	1,539.32	9,574.49	49.68	9,696.51	0.00	9,696.51
01 2130 110 007	HEALTH SERV - SALARIES NON-INSTR SE	18,696.00	1,570.29	10,449.58	55.89	8,246.42	0.00	8,246.42
01 2130 130 003	HEALTH SERV - OT SALARIES NON-INSTR PC	0.00	0.00	0.00	0.00	0.00	0.00	0.00
01 2130 130 006	HEALTH SERV - OT SALARIES NON-INSTR AP	0.00	0.00	0.00	0.00	0.00	0.00	0.00
01 2130 130 007	HEALTH SERV - OT SALARIES NON-INSTR SE	0.00	0.00	0.00	0.00	0.00	0.00	0.00
01 2130 150 002	HEALTH SERV - ADD'L COMP NON-INSTR BE	47.00	10.96	43.06	91.62	3.94	0.00	3.94
01 2130 150 003	HEALTH SERV - ADD'L COMP NON-INSTR PC	52.00	5.25	26.25	50.48	25.75	0.00	25.75
01 2130 150 004	HEALTH SERV - ADD'L COMP NON-INSTR HE	48.00	4.94	24.70	51.46	23.30	0.00	23.30
01 2130 150 006	HEALTH SERV - ADD'L COMP NON-INSTR AP	50.00	5.25	26.25	52.50	23.75	0.00	23.75
01 2130 150 007	HEALTH SERV - ADD'L COMP NON-INSTR SE	49.00	4.86	24.30	49.59	24.70	0.00	24.70
01 2130 210 002	HEALTH SERV - GROUP INS NON-INSTR BE	63.00	0.00	0.00	0.00	63.00	0.00	63.00
01 2130 210 003	HEALTH SERV - GROUP INS NON-INSTR PC	63.00	5.20	26.00	41.27	37.00	0.00	37.00
01 2130 210 004	HEALTH SERV - GROUP INS NON-INSTR HE	63.00	0.00	15.60	24.76	47.40	0.00	47.40
01 2130 210 006	HEALTH SERV - GROUP INS NON-INSTR AP	63.00	5.20	26.00	41.27	37.00	0.00	37.00
01 2130 210 007	HEALTH SERV - GROUP INS NON-INSTR SE	63.00	5.20	26.00	41.27	37.00	0.00	37.00
01 2130 220 002	HEALTH SERV - SOC SEC NON-INSTR BE	1,390.00	119.02	686.15	49.36	703.85	0.00	703.85
01 2130 220 003	HEALTH SERV - SOC SEC NON-INSTR PC	1,540.00	122.83	764.85	49.67	775.15	0.00	775.15
01 2130 220 004	HEALTH SERV - SOC SEC NON-INSTR HE	1,412.00	114.12	705.14	49.94	706.86	0.00	706.86
01 2130 220 006	HEALTH SERV - SOC SEC NON-INSTR AP	1,478.00	118.16	734.48	49.69	743.52	0.00	743.52
01 2130 220 007	HEALTH SERV - SOC SEC NON-INSTR SE	1,434.00	120.50	801.25	55.88	632.75	0.00	632.75
01 2130 230 002	HEALTH SERV - RETIREMENT NON-INSTR BE	1,332.00	113.55	656.08	49.26	675.92	0.00	675.92
01 2130 230 003	HEALTH SERV - RETIREMENT NON-INSTR PC	1,476.00	117.63	732.93	49.66	743.07	0.00	743.07
01 2130 230 004	HEALTH SERV - RETIREMENT NON-INSTR HE	1,353.00	109.28	675.66	49.94	677.34	0.00	677.34
01 2130 230 006	HEALTH SERV - RETIREMENT NON-INSTR AP	1,416.00	113.14	703.72	49.70	712.28	0.00	712.28
01 2130 230 007	HEALTH SERV - RETIREMENT NON-INSTR SE	1,374.00	115.42	768.05	55.90	605.95	0.00	605.95
01 2130 237 002	HEALTH SERV - INCR RET CONTR BE	458.00	39.05	225.64	49.27	232.36	0.00	232.36
01 2130 237 003	HEALTH SERV - INCR RET CONTR PC	508.00	40.46	252.07	49.62	255.93	0.00	255.93
01 2130 237 004	HEALTH SERV - INCR RET CONTR HE	465.00	37.58	232.37	49.97	232.63	0.00	232.63
01 2130 237 006	HEALTH SERV - INCR RET CONTR AP	487.00	38.91	242.03	49.70	244.97	0.00	244.97
01 2130 237 007	HEALTH SERV - INCR RET CONTR SE	473.00	39.69	264.14	55.84	208.86	0.00	208.86
01 2130 340 000	HEALTH SERV - OTHER PROF SERVICES DIST	10,000.00	0.00	796.25	7.96	9,203.75	0.00	9,203.75
01 2130 340 001	HEALTH SERV - OTHER PROF SERVICES HS	8,750.00	708.75	3,465.01	39.60	5,284.99	0.00	5,284.99
01 2130 340 002	HEALTH SERV - OTHER PROF SERVICES BE	8,750.00	472.50	4,029.38	46.05	4,720.62	0.00	4,720.62
01 2130 340 003	HEALTH SERV - OTHER PROF SERVICES PC	8,750.00	603.75	3,871.88	44.25	4,878.12	0.00	4,878.12
01 2130 340 004	HEALTH SERV - OTHER PROF SERVICES HE	8,750.00	525.00	3,320.63	37.95	5,429.37	0.00	5,429.37
01 2130 340 005	HEALTH SERV - OTHER PROF SERVICES BMS	8,750.00	511.88	3,937.52	45.00	4,812.48	0.00	4,812.48
01 2130 340 006	HEALTH SERV - OTHER PROF SERVICES AP	8,750.00	393.75	3,533.25	40.38	5,216.75	0.00	5,216.75
01 2130 340 007	HEALTH SERV - OTHER PROF SERVICES SE	8,750.00	630.00	3,136.89	35.85	5,613.11	0.00	5,613.11
01 2130 340 008	HEALTH SERV - OTHER PROF SERVICES BSMS	8,750.00	511.88	4,541.27	51.90	4,208.73	0.00	4,208.73
01 2130 610 000	HEALTH SERV - SUPPLIES DIST	8,000.00	0.00	4,299.00	53.74	3,701.00	0.00	3,701.00
01 2130 610 001	HEALTH SERV - SUPPLIES HS	1,500.00	0.00	394.62	26.31	1,105.38	0.00	1,105.38
01 2130 610 002	HEALTH SERV - SUPPLIES BE	1,200.00	0.00	1,290.86	108.77	(90.86)	14.37	(105.23)
01 2130 610 003	HEALTH SERV - SUPPLIES PC	1,200.00	0.00	790.45	66.63	409.55	9.07	400.48
01 2130 610 004	HEALTH SERV - SUPPLIES HE	1,200.00	165.11	473.18	52.64	726.82	158.44	568.38
01 2130 610 005	HEALTH SERV - SUPPLIES BMS	1,200.00	0.00	703.07	58.59	496.93	0.00	496.93

Account Number	Account Description	Revised Budget	Expended During Month	Expenditures to Date	% of Budget	Balance at EOM	P/ O Outstanding	Unencumbered Balance
01 2141 650 002	PSYCH SERV - SUPPLIES TECH-REL BE	0.00	0.00	0.00	0.00	0.00	0.00	0.00
01 2141 650 003	PSYCH SERV - SUPPLIES TECH-REL PC	0.00	0.00	0.00	0.00	0.00	0.00	0.00
01 2141 650 004	PSYCH SERV - SUPPLIES TECH-REL HE	0.00	0.00	0.00	0.00	0.00	0.00	0.00
01 2141 650 005	PSYCH SERV - SUPPLIES TECH-REL BMS	0.00	0.00	0.00	0.00	0.00	0.00	0.00
01 2141 650 006	PSYCH SERV - SUPPLIES TECH-REL AP	0.00	0.00	0.00	0.00	0.00	0.00	0.00
01 2141 650 007	PSYCH SERV - SUPPLIES TECH-REL SE	0.00	0.00	0.00	0.00	0.00	0.00	0.00
01 2141 650 008	PSYCH SERV - SUPPLIES TECH-REL BSMS	0.00	0.00	0.00	0.00	0.00	0.00	0.00
01 2141 733 001	PSYCH SERV - FURN & EQUIP HS	0.00	0.00	0.00	0.00	0.00	0.00	0.00
01 2141 733 002	PSYCH SERV - FURN & EQUIP BE	0.00	0.00	0.00	0.00	0.00	0.00	0.00
01 2141 733 003	PSYCH SERV - FURN & EQUIP PC	0.00	0.00	0.00	0.00	0.00	0.00	0.00
01 2141 733 004	PSYCH SERV - FURN & EQUIP HE	0.00	0.00	0.00	0.00	0.00	0.00	0.00
01 2141 733 005	PSYCH SERV - FURN & EQUIP BMS	0.00	0.00	0.00	0.00	0.00	0.00	0.00
01 2141 733 006	PSYCH SERV - FURN & EQUIP AP	0.00	0.00	0.00	0.00	0.00	0.00	0.00
01 2141 733 007	PSYCH SERV - FURN & EQUIP SE	0.00	0.00	0.00	0.00	0.00	0.00	0.00
01 2141 733 008	PSYCH SERV - FURN & EQUIP BSMS	0.00	0.00	0.00	0.00	0.00	0.00	0.00
01 2141 734 001	PSYCH SERV - HARDWARE HS	0.00	0.00	0.00	0.00	0.00	0.00	0.00
01 2141 734 002	PSYCH SERV - HARDWARE BE	0.00	0.00	0.00	0.00	0.00	0.00	0.00
01 2141 734 003	PSYCH SERV - HARDWARE PC	0.00	0.00	0.00	0.00	0.00	0.00	0.00
01 2141 734 004	PSYCH SERV - HARDWARE HE	0.00	0.00	0.00	0.00	0.00	0.00	0.00
01 2141 734 005	PSYCH SERV - HARDWARE BMS	0.00	0.00	0.00	0.00	0.00	0.00	0.00
01 2141 734 006	PSYCH SERV - HARDWARE AP	0.00	0.00	0.00	0.00	0.00	0.00	0.00
01 2141 734 007	PSYCH SERV - HARDWARE SE	0.00	0.00	0.00	0.00	0.00	0.00	0.00
01 2141 734 008	PSYCH SERV - HARDWARE BSMS	0.00	0.00	0.00	0.00	0.00	0.00	0.00
01 2141 735 000	PSYCH SERV - SOFTWARE DIST	200.00	0.00	0.00	0.00	200.00	0.00	200.00
01 2141 735 001	PSYCH SERV - SOFTWARE HS	0.00	0.00	0.00	0.00	0.00	0.00	0.00
01 2141 735 002	PSYCH SERV - SOFTWARE BE	0.00	0.00	0.00	0.00	0.00	0.00	0.00
01 2141 735 003	PSYCH SERV - SOFTWARE PC	0.00	0.00	0.00	0.00	0.00	0.00	0.00
01 2141 735 004	PSYCH SERV - SOFTWARE HE	0.00	0.00	0.00	0.00	0.00	0.00	0.00
01 2141 735 005	PSYCH SERV - SOFTWARE BMS	0.00	0.00	0.00	0.00	0.00	0.00	0.00
01 2141 735 006	PSYCH SERV - SOFTWARE AP	0.00	0.00	0.00	0.00	0.00	0.00	0.00
01 2141 735 007	PSYCH SERV - SOFTWARE SE	0.00	0.00	0.00	0.00	0.00	0.00	0.00
01 2141 735 008	PSYCH SERV - SOFTWARE BSMS	0.00	0.00	0.00	0.00	0.00	0.00	0.00
01 2141 810 000	PSYCH SERV - DUES & FEES DIST	250.00	0.00	539.00	215.60	(289.00)	0.00	(289.00)
01 2141 810 001	PSYCH SERV - DUES & FEES HS	0.00	0.00	0.00	0.00	0.00	0.00	0.00
01 2141 810 002	PSYCH SERV - DUES & FEES BE	0.00	0.00	0.00	0.00	0.00	0.00	0.00
01 2141 810 003	PSYCH SERV - DUES & FEES PC	0.00	0.00	0.00	0.00	0.00	0.00	0.00
01 2141 810 004	PSYCH SERV - DUES & FEES HE	0.00	0.00	0.00	0.00	0.00	0.00	0.00
01 2141 810 005	PSYCH SERV - DUES & FEES BMS	0.00	0.00	269.00	0.00	(269.00)	0.00	(269.00)
01 2141 810 006	PSYCH SERV - DUES & FEES AP	0.00	0.00	0.00	0.00	0.00	0.00	0.00
01 2141 810 007	PSYCH SERV - DUES & FEES SE	0.00	0.00	0.00	0.00	0.00	0.00	0.00
01 2141 810 008	PSYCH SERV - DUES & FEES BSMS	0.00	0.00	509.00	0.00	(509.00)	0.00	(509.00)
01 2141 890 000	PSYCH SERV - OTHER MISC DIST	250.00	0.00	0.00	0.00	250.00	0.00	250.00
01 2141 890 001	PSYCH SERV - OTHER MISC HS	0.00	0.00	0.00	0.00	0.00	0.00	0.00
01 2141 890 002	PSYCH SERV - OTHER MISC BE	0.00	0.00	0.00	0.00	0.00	0.00	0.00
01 2141 890 003	PSYCH SERV - OTHER MISC PC	0.00	0.00	0.00	0.00	0.00	0.00	0.00
01 2141 890 004	PSYCH SERV - OTHER MISC HE	0.00	0.00	0.00	0.00	0.00	0.00	0.00
01 2141 890 005	PSYCH SERV - OTHER MISC BMS	0.00	0.00	0.00	0.00	0.00	0.00	0.00
01 2141 890 006	PSYCH SERV - OTHER MISC AP	0.00	0.00	0.00	0.00	0.00	0.00	0.00
01 2141 890 007	PSYCH SERV - OTHER MISC SE	0.00	0.00	0.00	0.00	0.00	0.00	0.00
01 2141 890 008	PSYCH SERV - OTHER MISC BSMS	0.00	0.00	0.00	0.00	0.00	0.00	0.00
2141	PYSCH SERV SPED SA	456,492.00	36,838.75	188,366.95	41.26	268,125.05	0.00	268,125.05
2151	SPEECH PATH SPED SCHOOL AGE							
01 2151 111 001	SPEECH SPED SA - SALARIES TEACHERS HS	33,532.00	2,794.19	13,970.95	41.66	19,561.05	0.00	19,561.05
01 2151 111 002	SPEECH SPED SA - SALARIES TEACHERS BE	67,061.00	5,588.38	27,941.90	41.67	39,119.10	0.00	39,119.10
01 2151 111 003	SPEECH SPED SA - SALARIES TEACHERS PC	56,316.00	5,531.26	27,656.30	49.11	28,659.70	0.00	28,659.70

02/10/2023 12:05 PM

Regular; Processing Month 01/2023; Active Chart of Account Number True

User ID: LEL

Account Number	Account Description	Revised Budget	Expended During Month	Expenditures to Date	% of Budget	Balance at EOM	P/ O Outstanding	Unencumbered Balance
01 2151 111 004	SPEECH SPED SA - SALARIES TEACHERS HE	59,280.00	4,940.00	24,700.00	41.67	34,580.00	0.00	34,580.00
01 2151 111 005	SPEECH SPED SA - SALARIES TEACHERS BMS	33,531.00	2,794.19	13,970.95	41.67	19,560.05	0.00	19,560.05
01 2151 111 006	SPEECH SPED SA - SALARIES TEACHERS AP	74,471.00	6,205.88	31,029.40	41.67	43,441.60	0.00	43,441.60
01 2151 111 007	SPEECH SPED SA - SALARIES TEACHERS SE	56,316.00	4,847.38	24,236.90	43.04	32,079.10	0.00	32,079.10
01 2151 111 008	SPEECH SPED SA - SALARIES TEACHERS BSMS	67,061.00	4,750.12	23,750.60	35.42	43,310.40	0.00	43,310.40
01 2151 151 001	SPEECH SPED SA - ADD'L COMP TEACHES HS	272.00	22.70	138.50	50.92	133.50	0.00	133.50
01 2151 151 002	SPEECH SPED SA - ADD'L COMP TEACHES BE	545.00	45.41	227.05	41.66	317.95	0.00	317.95
01 2151 151 003	SPEECH SPED SA - ADD'L COMP TEACHES PC	146.00	19.01	95.05	65.10	50.95	0.00	50.95
01 2151 151 004	SPEECH SPED SA - ADD'L COMP TEACHES HE	154.00	12.84	64.20	41.69	89.80	0.00	89.80
01 2151 151 005	SPEECH SPED SA - ADD'L COMP TEACHES BMS	272.00	22.71	113.55	41.75	158.45	0.00	158.45
01 2151 151 006	SPEECH SPED SA - ADD'L COMP TEACHES AP	194.00	16.14	105.70	54.48	88.30	0.00	88.30
01 2151 151 007	SPEECH SPED SA - ADD'L COMP TEACHES SE	146.00	487.60	2,438.00	1,669.86	(2,292.00)	0.00	(2,292.00)
01 2151 151 008	SPEECH SPED SA - ADD'L COMP TEACHES BSMS	0.00	38.60	193.00	0.00	(193.00)	0.00	(193.00)
01 2151 211 001	SPEECH SPED SA - GROUP INS TEACHERS HS	12,825.00	1,068.75	5,343.75	41.67	7,481.25	0.00	7,481.25
01 2151 211 002	SPEECH SPED SA - GROUP INS TEACHERS BE	25,651.00	2,137.49	10,687.45	41.66	14,963.55	0.00	14,963.55
01 2151 211 003	SPEECH SPED SA - GROUP INS TEACHERS PC	25,651.00	2,414.03	12,070.15	47.06	13,580.85	0.00	13,580.85
01 2151 211 004	SPEECH SPED SA - GROUP INS TEACHERS HE	63.00	5.20	26.00	41.27	37.00	0.00	37.00
01 2151 211 005	SPEECH SPED SA - GROUP INS TEACHERS BMS	12,825.00	1,068.74	5,343.70	41.67	7,481.30	0.00	7,481.30
01 2151 211 006	SPEECH SPED SA - GROUP INS TEACHERS AP	25,651.00	2,137.49	10,687.45	41.66	14,963.55	0.00	14,963.55
01 2151 211 007	SPEECH SPED SA - GROUP INS TEACHERS SE	9,587.00	5.20	26.00	0.27	9,561.00	0.00	9,561.00
01 2151 211 008	SPEECH SPED SA - GROUP INS TEACHERS BSMS	22,670.00	1,567.05	7,835.25	34.56	14,834.75	0.00	14,834.75
01 2151 221 001	SPEECH SPED SA - SOC SEC TEACHERS HS	2,586.00	210.72	1,055.52	40.82	1,530.48	0.00	1,530.48
01 2151 221 002	SPEECH SPED SA - SOC SEC TEACHERS BE	5,172.00	421.96	2,109.80	40.79	3,062.20	0.00	3,062.20
01 2151 221 003	SPEECH SPED SA - SOC SEC TEACHERS PC	4,319.00	412.79	2,063.96	47.79	2,255.04	0.00	2,255.04
01 2151 221 004	SPEECH SPED SA - SOC SEC TEACHERS HE	4,983.00	415.23	2,076.15	41.66	2,906.85	0.00	2,906.85
01 2151 221 005	SPEECH SPED SA - SOC SEC TEACHERS BMS	2,586.00	210.72	1,053.59	40.74	1,532.41	0.00	1,532.41
01 2151 221 006	SPEECH SPED SA - SOC SEC TEACHERS AP	5,712.00	466.94	2,336.65	40.91	3,375.35	0.00	3,375.35
01 2151 221 007	SPEECH SPED SA - SOC SEC TEACHERS SE	4,319.00	408.13	2,040.65	47.25	2,278.35	0.00	2,278.35
01 2151 221 008	SPEECH SPED SA - SOC SEC TEACHERS BSMS	5,442.00	345.21	1,726.07	31.72	3,715.93	0.00	3,715.93
01 2151 231 001	SPEECH SPED SA - RETIREMENT TEACHERS HS	2,485.00	206.50	1,034.36	41.62	1,450.64	0.00	1,450.64
01 2151 231 002	SPEECH SPED SA - RETIREMENT TEACHERS BE	4,969.00	413.02	2,065.10	41.56	2,903.90	0.00	2,903.90
01 2151 231 003	SPEECH SPED SA - RETIREMENT TEACHERS PC	4,150.00	406.89	2,034.45	49.02	2,115.55	0.00	2,115.55
01 2151 231 004	SPEECH SPED SA - RETIREMENT TEACHERS HE	4,368.00	363.09	1,815.45	41.56	2,552.55	0.00	2,552.55
01 2151 231 005	SPEECH SPED SA - RETIREMENT TEACHERS BMS	2,485.00	206.50	1,032.51	41.55	1,452.49	0.00	1,452.49
01 2151 231 006	SPEECH SPED SA - RETIREMENT TEACHERS AP	5,488.00	456.13	2,282.49	41.59	3,205.51	0.00	3,205.51
01 2151 231 007	SPEECH SPED SA - RETIREMENT TEACHERS SE	4,150.00	356.28	1,781.40	42.93	2,368.60	0.00	2,368.60
01 2151 231 008	SPEECH SPED SA - RETIREMENT TEACHERS BSMS	4,969.00	351.07	1,755.34	35.33	3,213.66	0.00	3,213.66
01 2151 237 001	SPEECH SPED SA - INCR RET CONTR HS	854.00	71.02	355.74	41.66	498.26	0.00	498.26
01 2151 237 002	SPEECH SPED SA - INCR RET CONTR BE	1,709.00	142.04	710.20	41.56	998.80	0.00	998.80
01 2151 237 003	SPEECH SPED SA - INCR RET CONTR PC	1,427.00	139.94	699.70	49.03	727.30	0.00	727.30
01 2151 237 004	SPEECH SPED SA - INCR RET CONTR HE	1,502.00	124.87	624.35	41.57	877.65	0.00	877.65
01 2151 237 005	SPEECH SPED SA - INCR RET CONTR BMS	854.00	71.02	355.10	41.58	498.90	0.00	498.90
01 2151 237 006	SPEECH SPED SA - INCR RET CONTR AP	1,887.00	156.87	784.99	41.60	1,102.01	0.00	1,102.01
01 2151 237 007	SPEECH SPED SA - INCR RET CONTR SE	1,427.00	122.53	612.65	42.93	814.35	0.00	814.35
01 2151 237 008	SPEECH SPED SA - INCR RET CONTR BSMS	1,709.00	120.73	603.66	35.32	1,105.34	0.00	1,105.34
01 2151 281 001	SPEECH SPED SA - HEALTH BEN TEACHERS HS	0.00	0.00	0.00	0.00	0.00	0.00	0.00
01 2151 281 003	SPEECH SPED SA - HEALTH BEN TEACHERS PC	0.00	44.09	220.45	0.00	(220.45)	0.00	(220.45)
01 2151 281 004	SPEECH SPED SA - HEALTH BEN TEACHERS HE	5,700.00	475.00	2,375.00	41.67	3,325.00	0.00	3,325.00
01 2151 281 007	SPEECH SPED SA - HEALTH BEN TEACHERS SE	0.00	0.00	0.00	0.00	0.00	0.00	0.00
01 2151 281 008	SPEECH SPED SA - HLTH BEN TEACHERS BSMS	3,527.00	249.81	1,249.05	35.41	2,277.95	0.00	2,277.95
01 2151 320 001	SPEECH SPED SA - PROF ED SERVICES HS	80.00	0.00	0.00	0.00	80.00	0.00	80.00
01 2151 320 002	SPEECH SPED SA - PROF ED SERVICES BE	80.00	0.00	0.00	0.00	80.00	0.00	80.00
01 2151 320 003	SPEECH SPED SA - PROF ED SERVICES PC	80.00	0.00	0.00	0.00	80.00	0.00	80.00
01 2151 320 004	SPEECH SPED SA - PROF ED SERVICES HE	80.00	0.00	0.00	0.00	80.00	0.00	80.00
01 2151 320 005	SPEECH SPED SA - PROF ED SERVICES BMS	80.00	0.00	0.00	0.00	80.00	0.00	80.00

Account Number	Account Description	Revised Budget	Expended During Month	Expenditures to Date	% of Budget	Balance at EOM	P/ O Outstanding	Unencumbered Balance
01 2151 320 006	SPEECH SPED SA - PROF ED SERVICES AP	80.00	0.00	0.00	0.00	80.00	0.00	80.00
01 2151 320 007	SPEECH SPED SA - PROF ED SERVICES SE	80.00	0.00	0.00	0.00	80.00	0.00	80.00
01 2151 320 008	SPEECH SPED SA - PROF ED SERVICES BSMS	80.00	0.00	0.00	0.00	80.00	0.00	80.00
01 2151 580 000	SPEECH SPED SA - TRAVEL & MILEAGE DIST	50.00	0.00	87.39	174.78	(37.39)	0.00	(37.39)
01 2151 580 001	SPEECH SPED SA - TRAVEL & MILEAGE HS	50.00	0.00	0.00	0.00	50.00	0.00	50.00
01 2151 580 002	SPEECH SPED SA - TRAVEL & MILEAGE BE	50.00	0.00	0.00	0.00	50.00	0.00	50.00
01 2151 580 003	SPEECH SPED SA - TRAVEL & MILEAGE PC	50.00	0.00	0.00	0.00	50.00	0.00	50.00
01 2151 580 004	SPEECH SPED SA - TRAVEL & MILEAGE HE	50.00	0.00	0.00	0.00	50.00	0.00	50.00
01 2151 580 005	SPEECH SPED SA - TRAVEL & MILEAGE BMS	50.00	0.00	0.00	0.00	50.00	0.00	50.00
01 2151 580 006	SPEECH SPED SA - TRAVEL & MILEAGE AP	50.00	0.00	0.00	0.00	50.00	0.00	50.00
01 2151 580 007	SPEECH SPED SA - TRAVEL & MILEAGE SE	50.00	0.00	0.00	0.00	50.00	0.00	50.00
01 2151 580 008	SPEECH SPED SA - TRAVEL & MILEAGE BSMS	50.00	0.00	0.00	0.00	50.00	0.00	50.00
01 2151 610 000	SPEECH SPED SA - SUPPLIES DIST	1,600.00	0.00	5,404.00	337.75	(3,804.00)	0.00	(3,804.00)
01 2151 610 001	SPEECH SPED SA - SUPPLIES HS	700.00	0.00	0.00	0.00	700.00	0.00	700.00
01 2151 610 001 611	SPEECH SPED SA - TESTING SUPPLIES HS	400.00	0.00	0.00	0.00	400.00	0.00	400.00
01 2151 610 002	SPEECH SPED SA - SUPPLIES BE	500.00	0.00	0.00	0.00	500.00	0.00	500.00
01 2151 610 002 611	SPEECH SPED SA - TESTING SUPPLIES BE	250.00	0.00	0.00	0.00	250.00	0.00	250.00
01 2151 610 003	SPEECH SPED SA - SUPPLIES PC	225.00	0.00	0.00	0.00	225.00	0.00	225.00
01 2151 610 003 611	SPEECH SPED SA - TESTING SUPPLIES PC	125.00	0.00	0.00	0.00	125.00	0.00	125.00
01 2151 610 004	SPEECH SPED SA - SUPPLIES HE	225.00	0.00	0.00	0.00	225.00	0.00	225.00
01 2151 610 004 611	SPEECH SPED SA - TESTING SUPPLIES HE	125.00	0.00	0.00	0.00	125.00	0.00	125.00
01 2151 610 005	SPEECH SPED SA - SUPPLIES BMS	200.00	0.00	0.00	0.00	200.00	0.00	200.00
01 2151 610 005 611	SPEECH SPED SA - TESTING SUPPLIES BMS	100.00	0.00	0.00	0.00	100.00	0.00	100.00
01 2151 610 006	SPEECH SPED SA - SUPPLIES AP	225.00	0.00	391.78	174.12	(166.78)	0.00	(166.78)
01 2151 610 006 611	SPEECH SPED SA - TESTING SUPPLIES AP	125.00	0.00	0.00	0.00	125.00	0.00	125.00
01 2151 610 007	SPEECH SPED SA - SUPPLIES SE	225.00	0.00	621.55	281.72	(396.55)	12.33	(408.88)
01 2151 610 007 611	SPEECH SPED SA - TESTING SUPPLIES SE	200.00	0.00	0.00	0.00	200.00	0.00	200.00
01 2151 610 008	SPEECH SPED SA - SUPPLIES BSMS	225.00	0.00	0.00	0.00	225.00	0.00	225.00
01 2151 610 008 611	SPEECH SPED SA - TESTING SUPPLIES BSMS	200.00	0.00	0.00	0.00	200.00	0.00	200.00
01 2151 640 000	SPEECH SPED SA - BOOKS & PER DIST	0.00	0.00	0.00	0.00	0.00	0.00	0.00
01 2151 640 001	SPEECH SPED SA - BOOKS & PER HS	0.00	0.00	0.00	0.00	0.00	0.00	0.00
01 2151 640 002	SPEECH SPED SA - BOOKS & PER BE	0.00	0.00	0.00	0.00	0.00	0.00	0.00
01 2151 640 003	SPEECH SPED SA - BOOKS & PER PC	0.00	0.00	0.00	0.00	0.00	0.00	0.00
01 2151 640 004	SPEECH SPED SA - BOOKS & PER HE	0.00	0.00	0.00	0.00	0.00	0.00	0.00
01 2151 640 005	SPEECH SPED SA - BOOKS & PER BMS	0.00	0.00	0.00	0.00	0.00	0.00	0.00
01 2151 640 006	SPEECH SPED SA - BOOKS & PER AP	0.00	0.00	0.00	0.00	0.00	0.00	0.00
01 2151 640 007	SPEECH SPED SA - BOOKS & PER SE	0.00	0.00	0.00	0.00	0.00	0.00	0.00
01 2151 640 008	SPEECH SPED SA - BOOKS & PER BSMS	0.00	0.00	0.00	0.00	0.00	0.00	0.00
01 2151 650 001	SPEECH SPED SA - SUPPLIES TECH-REL HS	0.00	0.00	0.00	0.00	0.00	0.00	0.00
01 2151 650 002	SPEECH SPED SA - SUPPLIES TECH-REL BE	0.00	0.00	0.00	0.00	0.00	0.00	0.00
01 2151 650 003	SPEECH SPED SA - SUPPLIES TECH-REL PC	0.00	0.00	0.00	0.00	0.00	0.00	0.00
01 2151 650 004	SPEECH SPED SA - SUPPLIES TECH-REL HE	0.00	0.00	0.00	0.00	0.00	0.00	0.00
01 2151 650 005	SPEECH SPED SA - SUPPLIES TECH-REL BMS	0.00	0.00	0.00	0.00	0.00	0.00	0.00
01 2151 650 006	SPEECH SPED SA - SUPPLIES TECH-REL AP	0.00	0.00	0.00	0.00	0.00	0.00	0.00
01 2151 650 007	SPEECH SPED SA - SUPPLIES TECH-REL SE	0.00	0.00	0.00	0.00	0.00	0.00	0.00
01 2151 650 008	SPEECH SPED SA - SUPPLIES TECH-REL BSMS	0.00	0.00	0.00	0.00	0.00	0.00	0.00
01 2151 733 001	SPEECH SPED SA - FURN & EQUIP HS	75.00	0.00	0.00	0.00	75.00	0.00	75.00
01 2151 733 002	SPEECH SPED SA - FURN & EQUIP BE	75.00	0.00	0.00	0.00	75.00	0.00	75.00
01 2151 733 003	SPEECH SPED SA - FURN & EQUIP PC	75.00	0.00	0.00	0.00	75.00	0.00	75.00
01 2151 733 004	SPEECH SPED SA - FURN & EQUIP HE	75.00	0.00	0.00	0.00	75.00	0.00	75.00
01 2151 733 005	SPEECH SPED SA - FURN & EQUIP BMS	75.00	0.00	0.00	0.00	75.00	0.00	75.00
01 2151 733 006	SPEECH SPED SA - FURN & EQUIP AP	75.00	0.00	0.00	0.00	75.00	0.00	75.00
01 2151 733 007	SPEECH SPED SA - FURN & EQUIP SE	75.00	0.00	0.00	0.00	75.00	0.00	75.00
01 2151 733 008	SPEECH SPED SA - FURN & EQUIP BSMS	75.00	0.00	0.00	0.00	75.00	0.00	75.00
01 2151 734 001	SPEECH SPED SA - HARDWARE HS	25.00	0.00	0.00	0.00	25.00	0.00	25.00

Account Number	Account Description	Revised Budget	Expended During Month	Expenditures to Date	% of Budget	Balance at EOM	P/ O Outstanding	Unencumbered Balance
2173	PHYSICAL THERAPY SPED AGE 0-2	0.00	0.00	0.00	0.00	0.00	0.00	0.00
2181	VISION SERVICE SPED SCHOOL AGE							
01 2181 320 000	VIS IMP SER SPED SA - PROF ED SERV DIST	0.00	0.00	0.00	0.00	0.00	0.00	0.00
2181	VISION SERVICE SPED SCHOOL AGE	0.00	0.00	0.00	0.00	0.00	0.00	0.00
2182	VISION SERVICES SPED AGE 3-5							
01 2182 320 000	VIS IMP SER SPED 3-5 - PROF ED SERV DIST	0.00	0.00	0.00	0.00	0.00	0.00	0.00
2182	VISION SERVICES SPED AGE 3-5	0.00	0.00	0.00	0.00	0.00	0.00	0.00
2183	VISION SERVICES SPED AGE 0-2							
01 2183 320 000	VIS IMP SER SPED 0-2 - PROF ED SERV DIST	0.00	0.00	0.00	0.00	0.00	0.00	0.00
2183	VISION SERVICES SPED AGE 0-2	0.00	0.00	0.00	0.00	0.00	0.00	0.00
2210	IMPROVEMENT OF INSTRUCTION							
01 2210 111 000	IMPR OF INSTR - SALARIES PROF DIST	120,000.00	10,000.00	50,000.00	41.67	70,000.00	0.00	70,000.00
01 2210 151 000	IMPR OF INSTR - ADD'L COMP PROF DIST	312.00	26.00	130.00	41.67	182.00	0.00	182.00
01 2210 211 000	IMPR OF INSTR - GROUP INS PROF DIST	25,651.00	2,137.49	10,687.45	41.66	14,963.55	0.00	14,963.55
01 2210 221 000	IMPR OF INSTR - SOC SEC PROF DIST	9,204.00	749.34	3,746.71	40.71	5,457.29	0.00	5,457.29
01 2210 231 000	IMPR OF INSTR - RETIREMENT PROF DIST	8,820.00	735.00	3,675.00	41.67	5,145.00	0.00	5,145.00
01 2210 237 000	IMPR OF INSTR - INCR RET CONTR DIST	3,033.00	252.78	1,263.90	41.67	1,769.10	0.00	1,769.10
01 2210 281 000	IMPR OF INSTR - HEALTH BEN PROF DIST	0.00	0.00	0.00	0.00	0.00	0.00	0.00
01 2210 580 000	IMPR OF INSTR - TRAVEL & MILEAGE	1,500.00	0.00	594.12	39.61	905.88	0.00	905.88
01 2210 610 000	IMPR OF INSTR - SUPPLIES	500.00	0.00	0.00	0.00	500.00	0.00	500.00
01 2210 810 000	IMPR OF INSTR - DUES & FEES	500.00	0.00	0.00	0.00	500.00	0.00	500.00
2210	IMPROVEMENT OF INSTRUCTION	169,520.00	13,900.61	70,097.18	41.35	99,422.82	0.00	99,422.82
2212	INST STAFF TRNG AND CURR DEV							
01 2212 111 000	INST & CURR DEV - SALARIES TEACHERS DIST	1,000.00	0.00	400.00	40.00	600.00	0.00	600.00
01 2212 111 001	INST & CURR DEV - SALARIES TEACHERS HS	25,000.00	125.00	7,404.50	29.62	17,595.50	0.00	17,595.50
01 2212 111 002	INST & CURR DEV - SALARIES TEACHERS BE	25,000.00	150.00	5,393.75	21.58	19,606.25	0.00	19,606.25
01 2212 111 003	INST & CURR DEV - SALARIES TEACHERS PC	25,000.00	750.00	5,475.00	21.90	19,525.00	0.00	19,525.00
01 2212 111 004	INST & CURR DEV - SALARIES TEACHERS HE	25,000.00	1,412.50	7,437.50	29.75	17,562.50	0.00	17,562.50
01 2212 111 005	INST & CURR DEV - SALARIES TEACHERS BMS	25,000.00	100.00	5,275.00	21.10	19,725.00	0.00	19,725.00
01 2212 111 006	INST & CURR DEV - SALARIES TEACHERS AP	25,000.00	200.00	3,168.75	12.68	21,831.25	0.00	21,831.25
01 2212 111 007	INST & CURR DEV - SALARIES TEACHERS SE	25,000.00	200.00	6,206.25	24.83	18,793.75	0.00	18,793.75
01 2212 111 008	INST & CURR DEV - SALARIES TEACHERS BSMS	25,000.00	62.50	4,437.50	17.75	20,562.50	0.00	20,562.50
01 2212 123 001	INST & CURR DEV - SUB TEACHERS HS	15,000.00	1,815.00	7,425.00	49.50	7,575.00	0.00	7,575.00
01 2212 123 002	INST & CURR DEV - SUB TEACHERS BE	15,000.00	82.50	2,227.50	14.85	12,772.50	0.00	12,772.50
01 2212 123 003	INST & CURR DEV - SUB TEACHERS PC	15,000.00	82.50	2,970.00	19.80	12,030.00	0.00	12,030.00
01 2212 123 004	INST & CURR DEV - SUB TEACHERS HE	15,000.00	247.50	2,970.00	19.80	12,030.00	0.00	12,030.00
01 2212 123 005	INST & CURR DEV - SUB TEACHERS BMS	15,000.00	412.50	2,475.00	16.50	12,525.00	0.00	12,525.00
01 2212 123 006	INST & CURR DEV - SUB TEACHERS AP	15,000.00	0.00	0.00	0.00	15,000.00	0.00	15,000.00
01 2212 123 007	INST & CURR DEV - SUB TEACHERS SE	15,000.00	0.00	0.00	0.00	15,000.00	0.00	15,000.00
01 2212 123 008	INST & CURR DEV - SUB TEACHERS BSMS	15,000.00	0.00	0.00	0.00	15,000.00	0.00	15,000.00
01 2212 221 000	INST & CURR DEV - SOC SEC TEACHERS DIST	60.00	0.00	30.58	50.97	29.42	0.00	29.42
01 2212 221 001	INST & CURR DEV - SOC SEC TEACHERS HS	1,913.00	9.55	566.39	29.61	1,346.61	0.00	1,346.61
01 2212 221 002	INST & CURR DEV - SOC SEC TEACHERS BE	1,913.00	11.49	412.51	21.56	1,500.49	0.00	1,500.49
01 2212 221 003	INST & CURR DEV - SOC SEC TEACHERS PC	1,913.00	57.36	418.59	21.88	1,494.41	0.00	1,494.41
01 2212 221 004	INST & CURR DEV - SOC SEC TEACHERS HE	1,913.00	107.93	568.54	29.72	1,344.46	0.00	1,344.46
01 2212 221 005	INST & CURR DEV - SOC SEC TEACHERS BMS	1,913.00	7.67	403.45	21.09	1,509.55	0.00	1,509.55
01 2212 221 006	INST & CURR DEV - SOC SEC TEACHERS AP	1,913.00	15.31	242.35	12.67	1,670.65	0.00	1,670.65
01 2212 221 007	INST & CURR DEV - SOC SEC TEACHERS SE	1,913.00	15.30	474.58	24.81	1,438.42	0.00	1,438.42
01 2212 221 008	INST & CURR DEV - SOC SEC TEACHERS BSMS	1,913.00	4.77	339.37	17.74	1,573.63	0.00	1,573.63
01 2212 223 001	INST & CURR DEV - SOC SEC SUB TCHRS HS	1,148.00	138.86	568.08	49.48	579.92	0.00	579.92
01 2212 223 002	INST & CURR DEV - SOC SEC SUB TCHRS BE	1,148.00	6.32	170.46	14.85	977.54	0.00	977.54
01 2212 223 003	INST & CURR DEV - SOC SEC SUB TCHRS PC	1,148.00	6.32	227.24	19.79	920.76	0.00	920.76
01 2212 223 004	INST & CURR DEV - SOC SEC SUB TCHRS HE	1,148.00	18.93	227.22	19.79	920.78	0.00	920.78

Account Number	Account Description	Revised Budget	Expended During Month	Expenditures to Date	% of Budget	Balance at EOM	P/ O Outstanding	Unencumbered Balance
01 2212 223 005	INST & CURR DEV - SOC SEC SUB TCHRS BMS	1,148.00	31.56	189.33	16.49	958.67	0.00	958.67
01 2212 223 006	INST & CURR DEV - SOC SEC SUB TCHRS AP	1,148.00	0.00	0.00	0.00	1,148.00	0.00	1,148.00
01 2212 223 007	INST & CURR DEV - SOC SEC SUB TCHRS SE	1,148.00	0.00	0.00	0.00	1,148.00	0.00	1,148.00
01 2212 223 008	INST & CURR DEV - SOC SEC SUB TCHRS BSMS	1,148.00	0.00	0.00	0.00	1,148.00	0.00	1,148.00
01 2212 231 000	INST & CURR DEV - RETIREMENT TEACHERS	74.00	0.00	29.39	39.72	44.61	0.00	44.61
01 2212 231 001	INST & CURR DEV - RETIREMENT TCHRS HS	1,838.00	9.21	544.26	29.61	1,293.74	0.00	1,293.74
01 2212 231 002	INST & CURR DEV - RETIREMENT TCHRS BE	1,838.00	11.02	381.69	20.77	1,456.31	0.00	1,456.31
01 2212 231 003	INST & CURR DEV - RETIREMENT TCHRS PC	1,838.00	55.14	402.44	21.90	1,435.56	0.00	1,435.56
01 2212 231 004	INST & CURR DEV - RETIREMENT TCHRS HE	1,838.00	103.80	546.61	29.74	1,291.39	0.00	1,291.39
01 2212 231 005	INST & CURR DEV - RETIREMENT TCHRS BMS	1,838.00	7.36	387.74	21.10	1,450.26	0.00	1,450.26
01 2212 231 006	INST & CURR DEV - RETIREMENT TCHRS AP	1,838.00	14.69	218.19	11.87	1,619.81	0.00	1,619.81
01 2212 231 007	INST & CURR DEV - RETIREMENT TCHRS SE	1,838.00	14.70	456.16	24.82	1,381.84	0.00	1,381.84
01 2212 231 008	INST & CURR DEV - RETIREMENT TCHRS BSMS	1,838.00	4.60	326.21	17.75	1,511.79	0.00	1,511.79
01 2212 233 000	INST & CURR DEV - RETIRE SUB TEACH DIST	25.00	0.00	0.00	0.00	25.00	0.00	25.00
01 2212 233 001	INST & CURR DEV - RETIRE SUB TEACHERS HS	1,103.00	0.00	0.00	0.00	1,103.00	0.00	1,103.00
01 2212 233 002	INST & CURR DEV - RETIRE SUB TEACHERS BE	1,103.00	0.00	0.00	0.00	1,103.00	0.00	1,103.00
01 2212 233 003	INST & CURR DEV - RETIRE SUB TEACHERS PC	1,103.00	0.00	24.26	2.20	1,078.74	0.00	1,078.74
01 2212 233 004	INST & CURR DEV - RETIRE SUB TEACHERS HE	1,103.00	0.00	0.00	0.00	1,103.00	0.00	1,103.00
01 2212 233 005	INST & CURR DEV - RETIRE SUB TEACHERS BMS	1,103.00	0.00	0.00	0.00	1,103.00	0.00	1,103.00
01 2212 233 006	INST & CURR DEV - RETIRE SUB TEACHERS AP	1,103.00	0.00	0.00	0.00	1,103.00	0.00	1,103.00
01 2212 233 007	INST & CURR DEV - RETIRE SUB TEACHERS SE	1,103.00	0.00	0.00	0.00	1,103.00	0.00	1,103.00
01 2212 233 008	INST & CURR DEV - RETIRE SUB TEACHERS BSMS	1,103.00	0.00	0.00	0.00	1,103.00	0.00	1,103.00
01 2212 237 000	INST & CURR DEV - INCR RET CONTR DIST	0.00	0.00	10.11	0.00	(10.11)	0.00	(10.11)
01 2212 237 001	INST & CURR DEV - INCR RET CONTR HS	632.00	3.16	187.19	29.62	444.81	0.00	444.81
01 2212 237 002	INST & CURR DEV - INCR RET CONTR BE	632.00	3.79	131.29	20.77	500.71	0.00	500.71
01 2212 237 003	INST & CURR DEV - INCR RET CONTR PC	632.00	18.97	146.71	23.21	485.29	0.00	485.29
01 2212 237 004	INST & CURR DEV - INCR RET CONTR HE	632.00	35.70	188.01	29.75	443.99	0.00	443.99
01 2212 237 005	INST & CURR DEV - INCR RET CONTR BMS	632.00	2.53	133.37	21.10	498.63	0.00	498.63
01 2212 237 006	INST & CURR DEV - INCR RET CONTR AP	632.00	5.05	75.05	11.88	556.95	0.00	556.95
01 2212 237 007	INST & CURR DEV - INCR RET CONTR SE	632.00	5.04	156.89	24.82	475.11	0.00	475.11
01 2212 237 008	INST & CURR DEV - INCR RET CONTR BSMS	632.00	1.60	112.26	17.76	519.74	0.00	519.74
01 2212 350 000	INST & CURR DEV - OTHER PROF SERV DIST	0.00	0.00	0.00	0.00	0.00	0.00	0.00
01 2212 580 000	INST & CURR DEV - TRAVEL & MILEAGE DIST	6,000.00	0.00	1,551.10	40.40	4,448.90	873.03	3,575.87
01 2212 580 001	INST & CURR DEV - TRAVEL & MILEAGE HS	2,000.00	0.00	0.00	0.00	2,000.00	0.00	2,000.00
01 2212 580 002	INST & CURR DEV - TRAVEL & MILEAGE BE	1,500.00	0.00	0.00	0.00	1,500.00	0.00	1,500.00
01 2212 580 003	INST & CURR DEV - TRAVEL & MILEAGE PC	1,500.00	0.00	0.00	0.00	1,500.00	0.00	1,500.00
01 2212 580 004	INST & CURR DEV - TRAVEL & MILEAGE HE	1,500.00	0.00	0.00	0.00	1,500.00	0.00	1,500.00
01 2212 580 005	INST & CURR DEV - TRAVEL & MILEAGE BMS	1,500.00	0.00	0.00	0.00	1,500.00	0.00	1,500.00
01 2212 580 006	INST & CURR DEV - TRAVEL & MILEAGE AP	1,500.00	0.00	0.00	0.00	1,500.00	0.00	1,500.00
01 2212 580 007	INST & CURR DEV - TRAVEL & MILEAGE SE	1,500.00	0.00	0.00	0.00	1,500.00	0.00	1,500.00
01 2212 580 008	INST & CURR DEV - TRAVEL & MILEAGE BSMS	1,500.00	0.00	0.00	0.00	1,500.00	0.00	1,500.00
01 2212 590 000	INST & CURR DEV - PURCHASED SRVS DIST	5,000.00	0.00	0.00	0.00	5,000.00	0.00	5,000.00
01 2212 610 000	INST & CURR DEV - SUPPLIES DIST	25,000.00	1,183.18	13,750.81	58.36	11,249.19	838.76	10,410.43
01 2212 610 001	INST & CURR DEV - SUPPLIES HS	1,500.00	0.00	0.00	129.71	1,500.00	1,945.62	(445.62)
01 2212 610 002	INST & CURR DEV - SUPPLIES BE	1,400.00	0.00	231.09	16.51	1,168.91	0.00	1,168.91
01 2212 610 003	INST & CURR DEV - SUPPLIES PC	1,400.00	124.22	263.37	18.81	1,136.63	0.00	1,136.63
01 2212 610 004	INST & CURR DEV - SUPPLIES HE	1,400.00	0.00	1,065.21	76.09	334.79	0.00	334.79
01 2212 610 005	INST & CURR DEV - SUPPLIES BMS	1,400.00	0.00	1,824.21	130.30	(424.21)	0.00	(424.21)
01 2212 610 006	INST & CURR DEV - SUPPLIES AP	1,400.00	0.00	139.15	9.94	1,260.85	0.00	1,260.85
01 2212 610 007	INST & CURR DEV - SUPPLIES SE	1,400.00	0.00	2,094.16	149.58	(694.16)	0.00	(694.16)
01 2212 610 008	INST & CURR DEV - SUPPLIES BSMS	1,400.00	0.00	1,842.62	131.62	(442.62)	0.00	(442.62)
01 2212 735 000	INST & CURR DEV - SOFTWARE DIST	1,000.00	0.00	0.00	0.00	1,000.00	0.00	1,000.00
01 2212 810 000	INST & CURR DEV - DUES & FEES DIST	35,000.00	1,360.22	15,806.27	54.40	19,193.73	3,233.80	15,959.93
01 2212 810 001	INST & CURR DEV - DUES & FEES HS	4,000.00	315.00	2,356.00	73.90	1,644.00	600.00	1,044.00
01 2212 810 002	INST & CURR DEV - DUES & FEES BE	4,000.00	0.00	175.00	7.33	3,825.00	118.00	3,707.00

02/10/2023 12:05 PM

Regular; Processing Month 01/2023; Active Chart of Account Number True

User ID: LEL

Account Number	Account Description	Revised Budget	Expended During Month	Expenditures to Date	% of Budget	Balance at EOM	P/ O Outstanding	Unencumbered Balance
01 2212 810 003	INST & CURR DEV - DUES & FEES PC	4,000.00	0.00	975.00	28.20	3,025.00	153.00	2,872.00
01 2212 810 004	INST & CURR DEV - DUES & FEES HE	4,000.00	98.00	1,272.00	42.03	2,728.00	409.00	2,319.00
01 2212 810 005	INST & CURR DEV - DUES & FEES BMS	4,000.00	0.00	510.00	22.38	3,490.00	385.00	3,105.00
01 2212 810 006	INST & CURR DEV - DUES & FEES AP	4,000.00	0.00	808.00	20.20	3,192.00	0.00	3,192.00
01 2212 810 007	INST & CURR DEV - DUES & FEES SE	4,000.00	0.00	6,549.00	163.73	(2,549.00)	0.00	(2,549.00)
01 2212 810 008	INST & CURR DEV - DUES & FEES BSMS	4,000.00	217.00	962.00	24.05	3,038.00	0.00	3,038.00
01 2212 890 000	INST & CURR DEV - OTHER MISC DIST	500.00	0.00	0.00	0.00	500.00	0.00	500.00
01 2212 890 001	INST & CURR DEV - OTHER MISC HS	500.00	0.00	0.00	0.00	500.00	0.00	500.00
01 2212 890 002	INST & CURR DEV - OTHER MISC BE	500.00	0.00	0.00	0.00	500.00	0.00	500.00
01 2212 890 003	INST & CURR DEV - OTHER MISC PC	500.00	0.00	0.00	0.00	500.00	0.00	500.00
01 2212 890 004	INST & CURR DEV - OTHER MISC HE	500.00	0.00	0.00	0.00	500.00	0.00	500.00
01 2212 890 005	INST & CURR DEV - OTHER MISC BMS	500.00	0.00	0.00	0.00	500.00	0.00	500.00
01 2212 890 006	INST & CURR DEV - OTHER MISC AP	500.00	0.00	0.00	0.00	500.00	0.00	500.00
01 2212 890 007	INST & CURR DEV - OTHER MISC SE	500.00	0.00	0.00	0.00	500.00	0.00	500.00
01 2212 890 008	INST & CURR DEV - OTHER MISC BSMS	500.00	0.00	0.00	0.00	500.00	0.00	500.00
2212	INST STAFF TRNG AND CURR DEV	506,531.00	9,665.35	124,737.26	26.31	381,793.74	8,556.21	373,237.53
2213	INSTRUCTIONAL STAFF TRAINING							
01 2213 111 000	INST STAFF TRNG - SALARIES PROF STAFF DIST	86,161.00	7,180.10	35,900.50	41.67	50,260.50	0.00	50,260.50
01 2213 151 000	INST STAFF TRNG - ADD'L COMP PROF STAFF	224.00	18.67	93.35	41.67	130.65	0.00	130.65
01 2213 211 000	INST STAFF TRNG - GROUP INS TEACHERS/PROF	9,587.00	798.85	3,994.25	41.66	5,592.75	0.00	5,592.75
01 2213 221 000	INST STAFF TRNG - SOC SEC TEACHERS/PROF	6,608.00	550.21	2,751.07	41.63	3,856.93	0.00	3,856.93
01 2213 231 000	INST STAFF TRNG - RETIREMENT TEACHERS/PROF	6,333.00	527.74	2,638.70	41.67	3,694.30	0.00	3,694.30
01 2213 237 000	INST STAFF TRNG - INCR RET CONTR	2,178.00	181.50	907.50	41.67	1,270.50	0.00	1,270.50
01 2213 251 000	INST STAFF TRNG - TUITION REIMB TCHRS DIST	2,000.00	500.00	500.00	25.00	1,500.00	0.00	1,500.00
01 2213 251 001	INST STAFF TRNG - TUITION REIMB TCHRS HS	3,000.00	0.00	500.00	16.67	2,500.00	0.00	2,500.00
01 2213 251 002	INST STAFF TRNG - TUITION REIMB TCHRS BE	3,000.00	0.00	500.00	16.67	2,500.00	0.00	2,500.00
01 2213 251 003	INST STAFF TRNG - TUITION REIMB TCHRS PC	3,000.00	0.00	0.00	0.00	3,000.00	0.00	3,000.00
01 2213 251 004	INST STAFF TRNG - TUITION REIMB TCHRS HE	3,000.00	356.40	356.40	11.88	2,643.60	0.00	2,643.60
01 2213 251 005	INST STAFF TRNG - TUITION REIMB TCHRS BMS	3,000.00	0.00	500.00	16.67	2,500.00	0.00	2,500.00
01 2213 251 006	INST STAFF TRNG - TUITION REIMB TCHRS AP	3,000.00	0.00	0.00	0.00	3,000.00	0.00	3,000.00
01 2213 251 007	INST STAFF TRNG - TUITION REIMB TCHRS SE	3,000.00	0.00	0.00	0.00	3,000.00	0.00	3,000.00
01 2213 251 008	INST STAFF TRNG - TUITION REIMB TCHRS BSMS	3,000.00	500.00	500.00	16.67	2,500.00	0.00	2,500.00
01 2213 281 000	INST STAFF TRNG - HEALTH BEN TEACHERS	0.00	0.00	0.00	0.00	0.00	0.00	0.00
2213	INSTRUCTIONAL STAFF TRAINING	137,091.00	10,613.47	49,141.77	35.85	87,949.23	0.00	87,949.23
2220	SCHOOL LIBRARY SERVICES							
01 2220 111 001	LIBRARY - SALARIES TEACHERS HS	75,580.00	6,298.50	31,492.50	41.67	44,087.50	0.00	44,087.50
01 2220 111 002	LIBRARY - SALARIES TEACHERS BE	67,296.00	4,954.61	26,079.75	38.75	41,216.25	0.00	41,216.25
01 2220 111 003	LIBRARY - SALARIES TEACHERS PC	77,435.00	6,452.88	32,264.40	41.67	45,170.60	0.00	45,170.60
01 2220 111 004	LIBRARY - SALARIES TEACHERS HE	62,244.00	5,187.00	25,935.00	41.67	36,309.00	0.00	36,309.00
01 2220 111 005	LIBRARY - SALARIES TEACHERS BMS	33,530.00	2,818.06	14,095.57	42.04	19,434.43	0.00	19,434.43
01 2220 111 006	LIBRARY - SALARIES TEACHERS AP	65,949.00	5,495.75	27,478.75	41.67	38,470.25	0.00	38,470.25
01 2220 111 007	LIBRARY - SALARIES TEACHERS SE	62,244.00	5,187.00	25,935.00	41.67	36,309.00	0.00	36,309.00
01 2220 111 008	LIBRARY - SALARIES TEACHERS BSMS	33,530.00	2,818.06	14,095.57	42.04	19,434.43	0.00	19,434.43
01 2220 112 002	LIBRARY - SALARIES INSTR AIDES BE	20,076.00	1,582.91	5,497.57	27.38	14,578.43	0.00	14,578.43
01 2220 112 003	LIBRARY - SALARIES INSTR AIDES PC	18,696.00	1,246.92	7,562.78	40.45	11,133.22	0.00	11,133.22
01 2220 112 004	LIBRARY - SALARIES INSTR AIDES HE	18,696.00	1,443.27	8,074.20	43.19	10,621.80	0.00	10,621.80
01 2220 112 005	LIBRARY - SALARIES INSTR AIDES BMS	0.00	705.52	4,329.29	0.00	(4,329.29)	0.00	(4,329.29)
01 2220 112 006	LIBRARY - SALARIES INSTR AIDES AP	19,669.00	1,289.92	8,140.57	41.39	11,528.43	0.00	11,528.43
01 2220 112 007	LIBRARY - SALARIES INSTR AIDES SE	20,076.00	1,131.05	9,290.57	46.28	10,785.43	0.00	10,785.43
01 2220 112 008	LIBRARY - SALARIES INSTR AIDES BSMS	0.00	705.49	4,329.18	0.00	(4,329.18)	0.00	(4,329.18)
01 2220 122 001	LIBRARY - SUB AIDES HS	0.00	0.00	0.00	0.00	0.00	0.00	0.00
01 2220 122 002	LIBRARY - SUB AIDES BE	500.00	0.00	0.00	0.00	500.00	0.00	500.00
01 2220 122 003	LIBRARY - SUB AIDES PC	500.00	0.00	0.00	0.00	500.00	0.00	500.00
01 2220 122 004	LIBRARY - SUB AIDES HE	500.00	0.00	0.00	0.00	500.00	0.00	500.00

Account Number	Account Description	Revised Budget	Expended During Month	Expenditures to Date	% of Budget	Balance at EOM	P/ O Outstanding	Unencumbered Balance
01 2220 122 005	LIBRARY - SUB AIDES BMS	0.00	0.00	0.00	0.00	0.00	0.00	0.00
01 2220 122 006	LIBRARY - SUB AIDES AP	500.00	0.00	0.00	0.00	500.00	0.00	500.00
01 2220 122 007	LIBRARY - SUB AIDES SE	500.00	0.00	0.00	0.00	500.00	0.00	500.00
01 2220 123 001	LIBRARY - SUB TEACHERS HS	2,500.00	82.50	577.50	23.10	1,922.50	0.00	1,922.50
01 2220 123 002	LIBRARY - SUB TEACHERS BE	3,500.00	0.00	330.00	9.43	3,170.00	0.00	3,170.00
01 2220 123 003	LIBRARY - SUB TEACHERS PC	3,500.00	330.00	1,485.00	42.43	2,015.00	0.00	2,015.00
01 2220 123 004	LIBRARY - SUB TEACHERS HE	3,500.00	0.00	165.00	4.71	3,335.00	0.00	3,335.00
01 2220 123 005	LIBRARY - SUB TEACHERS BMS	2,500.00	0.00	1,237.50	49.50	1,262.50	0.00	1,262.50
01 2220 123 006	LIBRARY - SUB TEACHERS AP	3,500.00	0.00	825.00	23.57	2,675.00	0.00	2,675.00
01 2220 123 007	LIBRARY - SUB TEACHERS SE	3,500.00	82.50	412.50	11.79	3,087.50	0.00	3,087.50
01 2220 123 008	LIBRARY - SUB TEACHERS BSMS	2,500.00	0.00	0.00	0.00	2,500.00	0.00	2,500.00
01 2220 151 001	LIBRARY - ADD'L COMP TEACHERS HS	197.00	16.38	81.90	41.57	115.10	0.00	115.10
01 2220 151 002	LIBRARY - ADD'L COMP TEACHERS BE	175.00	12.88	67.80	38.74	107.20	0.00	107.20
01 2220 151 003	LIBRARY - ADD'L COMP TEACHERS PC	201.00	16.78	83.90	41.74	117.10	0.00	117.10
01 2220 151 004	LIBRARY - ADD'L COMP TEACHERS HE	162.00	18.35	91.75	56.64	70.25	0.00	70.25
01 2220 151 005	LIBRARY - ADD'L COMP TEACHERS BMS	87.00	7.26	36.30	41.72	50.70	0.00	50.70
01 2220 151 006	LIBRARY - ADD'L COMP TEACHERS AP	171.00	19.00	95.00	55.56	76.00	0.00	76.00
01 2220 151 007	LIBRARY - ADD'L COMP TEACHERS SE	440.00	13.49	67.45	15.33	372.55	0.00	372.55
01 2220 151 008	LIBRARY - ADD'L COMP TEACHERS BSMS	87.00	0.00	0.00	0.00	87.00	0.00	87.00
01 2220 152 002	LIBRARY - ADD'L COMP AIDES BE	52.00	0.00	0.00	0.00	52.00	0.00	52.00
01 2220 152 003	LIBRARY - ADD'L COMP AIDES PC	50.00	4.86	24.30	48.60	25.70	0.00	25.70
01 2220 152 004	LIBRARY - ADD'L COMP AIDES HE	50.00	0.00	0.00	0.00	50.00	0.00	50.00
01 2220 152 006	LIBRARY - ADD'L COMP AIDES AP	50.00	0.00	0.00	0.00	50.00	0.00	50.00
01 2220 152 007	LIBRARY - ADD'L COMP AIDES SE	52.00	5.22	26.10	50.19	25.90	0.00	25.90
01 2220 211 001	LIBRARY - GROUP INS TEACHERS HS	25,651.00	2,137.49	10,687.45	41.66	14,963.55	0.00	14,963.55
01 2220 211 002	LIBRARY - GROUP INS TEACHERS BE	25,651.00	2,137.49	10,687.45	41.66	14,963.55	0.00	14,963.55
01 2220 211 003	LIBRARY - GROUP INS TEACHERS PC	8,336.00	694.59	3,472.95	41.66	4,863.05	0.00	4,863.05
01 2220 211 004	LIBRARY - GROUP INS TEACHERS HE	25,651.00	5.20	26.00	0.10	25,625.00	0.00	25,625.00
01 2220 211 005	LIBRARY - GROUP INS TEACHERS BMS	32.00	2.69	13.36	41.75	18.64	0.00	18.64
01 2220 211 006	LIBRARY - GROUP INS TEACHERS AP	25,651.00	2,137.49	10,687.45	41.66	14,963.55	0.00	14,963.55
01 2220 211 007	LIBRARY - GROUP INS TEACHERS SE	22,124.00	1,843.59	9,217.95	41.66	12,906.05	0.00	12,906.05
01 2220 211 008	LIBRARY - GROUP INS TEACHERS BSMS	32.00	2.69	13.36	41.75	18.64	0.00	18.64
01 2220 212 002	LIBRARY - GROUP INS AIDES BE	63.00	6.76	12.70	20.16	50.30	0.00	50.30
01 2220 212 003	LIBRARY - GROUP INS AIDES PC	63.00	5.20	26.00	41.27	37.00	0.00	37.00
01 2220 212 004	LIBRARY - GROUP INS AIDES HE	63.00	5.20	26.00	41.27	37.00	0.00	37.00
01 2220 212 005	LIBRARY - GROUP INS AIDES BMS	0.00	2.51	12.65	0.00	(12.65)	0.00	(12.65)
01 2220 212 006	LIBRARY - GROUP INS AIDES AP	63.00	5.20	26.00	41.27	37.00	0.00	37.00
01 2220 212 007	LIBRARY - GROUP INS AIDES SE	63.00	3.64	23.70	37.62	39.30	0.00	39.30
01 2220 212 008	LIBRARY - GROUP INS AIDES BSMS	0.00	2.51	12.63	0.00	(12.63)	0.00	(12.63)
01 2220 221 001	LIBRARY - SOC SEC TEACHERS HS	5,797.00	472.01	2,360.07	40.71	3,436.93	0.00	3,436.93
01 2220 221 002	LIBRARY - SOC SEC TEACHERS BE	5,162.00	367.92	1,939.77	37.58	3,222.23	0.00	3,222.23
01 2220 221 003	LIBRARY - SOC SEC TEACHERS PC	6,035.00	475.30	2,376.57	39.38	3,658.43	0.00	3,658.43
01 2220 221 004	LIBRARY - SOC SEC TEACHERS HE	4,774.00	434.56	2,172.77	45.51	2,601.23	0.00	2,601.23
01 2220 221 005	LIBRARY - SOC SEC TEACHERS BMS	2,790.00	234.32	1,171.93	42.00	1,618.07	0.00	1,618.07
01 2220 221 006	LIBRARY - SOC SEC TEACHERS AP	5,058.00	412.33	2,061.66	40.76	2,996.34	0.00	2,996.34
01 2220 221 007	LIBRARY - SOC SEC TEACHERS SE	5,065.00	388.82	1,944.08	38.38	3,120.92	0.00	3,120.92
01 2220 221 008	LIBRARY - SOC SEC TEACHERS BSMS	2,790.00	234.37	1,171.98	42.01	1,618.02	0.00	1,618.02
01 2220 222 002	LIBRARY - SOC SEC AIDES BE	1,578.00	121.08	420.57	26.65	1,157.43	0.00	1,157.43
01 2220 222 003	LIBRARY - SOC SEC AIDES PC	1,472.00	95.76	580.41	39.43	891.59	0.00	891.59
01 2220 222 004	LIBRARY - SOC SEC AIDES HE	1,472.00	110.41	617.67	41.96	854.33	0.00	854.33
01 2220 222 005	LIBRARY - SOC SEC AIDES BMS	0.00	53.94	331.14	0.00	(331.14)	0.00	(331.14)
01 2220 222 006	LIBRARY - SOC SEC AIDES AP	1,547.00	98.68	622.75	40.26	924.25	0.00	924.25
01 2220 222 007	LIBRARY - SOC SEC AIDES SE	1,578.00	86.94	712.74	45.17	865.26	0.00	865.26
01 2220 222 008	LIBRARY - SOC SEC AIDES BSMS	0.00	53.94	331.17	0.00	(331.17)	0.00	(331.17)
01 2220 223 001	LIBRARY - SOC SEC SUB TEACHERS HS	191.00	6.32	44.18	23.13	146.82	0.00	146.82

Account Number	Account Description	Revised Budget	Expended During Month	Expenditures to Date	% of Budget	Balance at EOM	P/ O Outstanding	Unencumbered Balance
01 2220 223 002	LIBRARY - SOC SEC SUB TEACHERS BE	268.00	0.00	25.25	9.42	242.75	0.00	242.75
01 2220 223 003	LIBRARY - SOC SEC SUB TEACHERS PC	268.00	25.24	113.61	42.39	154.39	0.00	154.39
01 2220 223 004	LIBRARY - SOC SEC SUB TEACHERS HE	268.00	0.00	12.62	4.71	255.38	0.00	255.38
01 2220 223 005	LIBRARY - SOC SEC SUB TEACHERS BMS	191.00	0.00	94.68	49.57	96.32	0.00	96.32
01 2220 223 006	LIBRARY - SOC SEC SUB TEACHERS AP	268.00	0.00	63.13	23.56	204.87	0.00	204.87
01 2220 223 007	LIBRARY - SOC SEC SUB TEACHERS SE	268.00	6.32	31.59	11.79	236.41	0.00	236.41
01 2220 223 008	LIBRARY - SOC SEC SUB TEACHERS BSMS	191.00	0.00	0.00	0.00	191.00	0.00	191.00
01 2220 231 001	LIBRARY - RETIREMENT TEACHERS HS	5,570.00	462.94	2,314.70	41.56	3,255.30	0.00	3,255.30
01 2220 231 002	LIBRARY - RETIREMENT TEACHERS BE	4,959.00	364.16	1,916.87	38.65	3,042.13	0.00	3,042.13
01 2220 231 003	LIBRARY - RETIREMENT TEACHERS PC	5,706.00	474.29	2,371.42	41.56	3,334.58	0.00	3,334.58
01 2220 231 004	LIBRARY - RETIREMENT TEACHERS HE	4,587.00	381.24	1,906.23	41.56	2,680.77	0.00	2,680.77
01 2220 231 005	LIBRARY - RETIREMENT TEACHERS BMS	2,471.00	207.12	1,036.00	41.93	1,435.00	0.00	1,435.00
01 2220 231 006	LIBRARY - RETIREMENT TEACHERS AP	4,860.00	403.94	2,019.67	41.56	2,840.33	0.00	2,840.33
01 2220 231 007	LIBRARY - RETIREMENT TEACHERS SE	4,607.00	381.24	1,906.22	41.38	2,700.78	0.00	2,700.78
01 2220 231 008	LIBRARY - RETIREMENT TEACHERS BSMS	2,471.00	207.16	1,036.04	41.93	1,434.96	0.00	1,434.96
01 2220 232 002	LIBRARY - RETIREMENT AIDES BE	1,476.00	116.33	404.07	27.38	1,071.93	0.00	1,071.93
01 2220 232 003	LIBRARY - RETIREMENT AIDES PC	1,374.00	91.65	555.86	40.46	818.14	0.00	818.14
01 2220 232 004	LIBRARY - RETIREMENT AIDES HE	1,374.00	106.08	593.45	43.19	780.55	0.00	780.55
01 2220 232 005	LIBRARY - RETIREMENT AIDES BMS	0.00	51.67	317.32	0.00	(317.32)	0.00	(317.32)
01 2220 232 006	LIBRARY - RETIREMENT AIDES AP	1,446.00	94.81	598.33	41.38	847.67	0.00	847.67
01 2220 232 007	LIBRARY - RETIREMENT AIDES SE	1,476.00	83.14	682.85	46.26	793.15	0.00	793.15
01 2220 232 008	LIBRARY - RETIREMENT AIDES BSMS	0.00	51.67	317.35	0.00	(317.35)	0.00	(317.35)
01 2220 233 001	LIBRARY - RETIREMENT SUB TEACHERS HS	50.00	0.00	0.00	0.00	50.00	0.00	50.00
01 2220 233 002	LIBRARY - RETIREMENT SUB TEACHERS BE	50.00	0.00	0.00	0.00	50.00	0.00	50.00
01 2220 233 003	LIBRARY - RETIREMENT SUB TEACHERS PC	50.00	0.00	0.00	0.00	50.00	0.00	50.00
01 2220 233 004	LIBRARY - RETIREMENT SUB TEACHERS HE	50.00	0.00	0.00	0.00	50.00	0.00	50.00
01 2220 233 005	LIBRARY - RETIREMENT SUB TEACHERS BMS	50.00	0.00	0.00	0.00	50.00	0.00	50.00
01 2220 233 006	LIBRARY - RETIREMENT SUB TEACHERS AP	50.00	0.00	30.32	60.64	19.68	0.00	19.68
01 2220 233 007	LIBRARY - RETIREMENT SUB TEACHERS SE	50.00	0.00	0.00	0.00	50.00	0.00	50.00
01 2220 233 008	LIBRARY - RETIREMENT SUB TEACHERS BSMS	50.00	0.00	0.00	0.00	50.00	0.00	50.00
01 2220 237 001	LIBRARY - INCR RET CONTR HS	1,916.00	159.21	796.07	41.55	1,119.93	0.00	1,119.93
01 2220 237 002	LIBRARY - INCR RET CONTR BE	1,706.00	165.25	798.20	46.79	907.80	0.00	907.80
01 2220 237 003	LIBRARY - INCR RET CONTR PC	1,962.00	194.63	1,006.76	51.31	955.24	0.00	955.24
01 2220 237 004	LIBRARY - INCR RET CONTR HE	1,577.00	167.60	859.69	54.51	717.31	0.00	717.31
01 2220 237 005	LIBRARY - INCR RET CONTR BMS	850.00	89.00	465.41	54.75	384.59	0.00	384.59
01 2220 237 006	LIBRARY - INCR RET CONTR AP	1,671.00	171.53	910.83	54.51	760.17	0.00	760.17
01 2220 237 007	LIBRARY - INCR RET CONTR SE	1,585.00	159.71	890.44	56.18	694.56	0.00	694.56
01 2220 237 008	LIBRARY - INCR RET CONTR BSMS	850.00	89.02	465.47	54.76	384.53	0.00	384.53
01 2220 281 001	LIBRARY - HEALTH BEN TEACHERS HS	0.00	0.00	0.00	0.00	0.00	0.00	0.00
01 2220 281 002	LIBRARY - HEALTH BEN TEACHERS BE	0.00	0.00	0.00	0.00	0.00	0.00	0.00
01 2220 281 003	LIBRARY - HEALTH BEN TEACHERS PC	1,251.00	104.26	521.30	41.67	729.70	0.00	729.70
01 2220 281 004	LIBRARY - HEALTH BEN TEACHERS HE	0.00	475.00	2,375.00	0.00	(2,375.00)	0.00	(2,375.00)
01 2220 281 005	LIBRARY - HEALTH BEN TEACHERS BMS	2,850.00	237.50	1,187.50	41.67	1,662.50	0.00	1,662.50
01 2220 281 006	LIBRARY - HEALTH BEN TEACHERS AP	0.00	0.00	0.00	0.00	0.00	0.00	0.00
01 2220 281 007	LIBRARY - HEALTH BEN TEACHERS SE	3,527.00	293.90	1,469.50	41.66	2,057.50	0.00	2,057.50
01 2220 281 008	LIBRARY - HEALTH BEN TEACHERS BSMS	2,850.00	244.77	1,223.85	42.94	1,626.15	0.00	1,626.15
01 2220 340 001	LIBRARY - OTHER PROF SERVICES HS	300.00	0.00	0.00	0.00	300.00	0.00	300.00
01 2220 340 002	LIBRARY - OTHER PROF SERVICES BE	300.00	0.00	0.00	0.00	300.00	0.00	300.00
01 2220 340 003	LIBRARY - OTHER PROF SERVICES PC	300.00	0.00	3.99	1.33	296.01	0.00	296.01
01 2220 340 004	LIBRARY - OTHER PROF SERVICES HE	300.00	0.00	0.00	0.00	300.00	0.00	300.00
01 2220 340 005	LIBRARY - OTHER PROF SERVICES BMS	300.00	0.00	0.00	0.00	300.00	0.00	300.00
01 2220 340 006	LIBRARY - OTHER PROF SERVICES AP	300.00	0.00	0.00	0.00	300.00	0.00	300.00
01 2220 340 007	LIBRARY - OTHER PROF SERVICES SE	300.00	0.00	0.00	0.00	300.00	0.00	300.00
01 2220 340 008	LIBRARY - OTHER PROF SERVICES BSMS	300.00	0.00	0.00	0.00	300.00	0.00	300.00
01 2220 350 001	LIBRARY - TECH SERVICES HS	300.00	0.00	0.00	0.00	300.00	0.00	300.00

Account Number	Account Description	Revised Budget	Expended During Month	Expenditures to Date	% of Budget	Balance at EOM	P/ O Outstanding	Unencumbered Balance
01 2220 350 002	LIBRARY - TECH SERVICES BE	300.00	0.00	0.00	0.00	300.00	0.00	300.00
01 2220 350 003	LIBRARY - TECH SERVICES PC	300.00	0.00	0.00	0.00	300.00	0.00	300.00
01 2220 350 004	LIBRARY - TECH SERVICES HE	300.00	0.00	0.00	0.00	300.00	0.00	300.00
01 2220 350 005	LIBRARY - TECH SERVICES BMS	300.00	0.00	0.00	0.00	300.00	0.00	300.00
01 2220 350 006	LIBRARY - TECH SERVICES AP	300.00	0.00	0.00	0.00	300.00	0.00	300.00
01 2220 350 007	LIBRARY - TECH SERVICES SE	300.00	0.00	0.00	0.00	300.00	0.00	300.00
01 2220 350 008	LIBRARY - TECH SERVICES BSMS	300.00	0.00	0.00	0.00	300.00	0.00	300.00
01 2220 580 001	LIBRARY - TRAVEL & MILEAGE HS	100.00	0.00	0.00	0.00	100.00	0.00	100.00
01 2220 580 002	LIBRARY - TRAVEL & MILEAGE BE	100.00	0.00	0.00	0.00	100.00	0.00	100.00
01 2220 580 003	LIBRARY - TRAVEL & MILEAGE PC	100.00	0.00	0.00	0.00	100.00	0.00	100.00
01 2220 580 004	LIBRARY - TRAVEL & MILEAGE HE	100.00	0.00	0.00	0.00	100.00	0.00	100.00
01 2220 580 005	LIBRARY - TRAVEL & MILEAGE BMS	100.00	0.00	0.00	0.00	100.00	0.00	100.00
01 2220 580 006	LIBRARY - TRAVEL & MILEAGE AP	100.00	0.00	0.00	0.00	100.00	0.00	100.00
01 2220 580 007	LIBRARY - TRAVEL & MILEAGE SE	100.00	0.00	0.00	0.00	100.00	0.00	100.00
01 2220 580 008	LIBRARY - TRAVEL & MILEAGE BSMS	100.00	0.00	0.00	0.00	100.00	0.00	100.00
01 2220 610 001	LIBRARY - SUPPLIES HS	300.00	0.00	0.00	0.00	300.00	0.00	300.00
01 2220 610 002	LIBRARY - SUPPLIES BE	300.00	0.00	404.03	159.95	(104.03)	75.81	(179.84)
01 2220 610 003	LIBRARY - SUPPLIES PC	300.00	0.00	318.63	106.21	(18.63)	0.00	(18.63)
01 2220 610 004	LIBRARY - SUPPLIES HE	300.00	0.00	135.33	89.91	164.67	134.41	30.26
01 2220 610 005	LIBRARY - SUPPLIES BMS	300.00	0.00	203.75	86.37	96.25	55.35	40.90
01 2220 610 006	LIBRARY - SUPPLIES AP	300.00	0.00	419.12	139.71	(119.12)	0.00	(119.12)
01 2220 610 007	LIBRARY - SUPPLIES SE	300.00	0.00	1,363.35	468.30	(1,063.35)	41.55	(1,104.90)
01 2220 610 008	LIBRARY - SUPPLIES BSMS	300.00	54.66	1,195.02	443.04	(895.02)	134.09	(1,029.11)
01 2220 640 001	LIBRARY - BOOKS & PER HS	5,525.00	397.83	604.04	24.96	4,920.96	774.99	4,145.97
01 2220 640 002	LIBRARY - BOOKS & PER BE	6,150.00	1,716.59	3,121.65	53.10	3,028.35	143.81	2,884.54
01 2220 640 003	LIBRARY - BOOKS & PER PC	6,150.00	91.06	3,496.58	60.34	2,653.42	214.31	2,439.11
01 2220 640 004	LIBRARY - BOOKS & PER HE	6,150.00	0.00	30.00	0.49	6,120.00	0.00	6,120.00
01 2220 640 005	LIBRARY - BOOKS & PER BMS	6,525.00	232.28	2,278.90	38.99	4,246.10	265.10	3,981.00
01 2220 640 006	LIBRARY - BOOKS & PER AP	6,525.00	0.00	3,511.82	53.82	3,013.18	0.00	3,013.18
01 2220 640 007	LIBRARY - BOOKS & PER SE	6,150.00	17.18	2,684.81	113.43	3,465.19	4,291.33	(826.14)
01 2220 640 008	LIBRARY - BOOKS & PER BSMS	6,150.00	0.00	505.12	11.59	5,644.88	207.94	5,436.94
01 2220 650 001	LIBRARY - SUPPLIES TECH-REL HS	250.00	0.00	80.00	32.00	170.00	0.00	170.00
01 2220 650 002	LIBRARY - SUPPLIES TECH-REL BE	250.00	240.00	240.00	96.00	10.00	0.00	10.00
01 2220 650 003	LIBRARY - SUPPLIES TECH-REL PC	250.00	0.00	0.00	0.00	250.00	0.00	250.00
01 2220 650 004	LIBRARY - SUPPLIES TECH-REL HE	250.00	0.00	0.00	0.00	250.00	0.00	250.00
01 2220 650 005	LIBRARY - SUPPLIES TECH-REL BMS	250.00	0.00	0.00	0.00	250.00	0.00	250.00
01 2220 650 006	LIBRARY - SUPPLIES TECH-REL AP	250.00	0.00	0.00	0.00	250.00	0.00	250.00
01 2220 650 007	LIBRARY - SUPPLIES TECH-REL SE	250.00	0.00	98.55	39.42	151.45	0.00	151.45
01 2220 650 008	LIBRARY - SUPPLIES TECH-REL BSMS	250.00	0.00	296.61	150.64	(46.61)	79.99	(126.60)
01 2220 733 001	LIBRARY - FURN & EQUIP HS	500.00	0.00	0.00	0.00	500.00	0.00	500.00
01 2220 733 002	LIBRARY - FURN & EQUIP BE	500.00	0.00	0.00	0.00	500.00	0.00	500.00
01 2220 733 003	LIBRARY - FURN & EQUIP PC	500.00	0.00	0.00	0.00	500.00	0.00	500.00
01 2220 733 004	LIBRARY - FURN & EQUIP HE	500.00	0.00	0.00	0.00	500.00	0.00	500.00
01 2220 733 005	LIBRARY - FURN & EQUIP BMS	500.00	0.00	399.99	80.00	100.01	0.00	100.01
01 2220 733 006	LIBRARY - FURN & EQUIP AP	500.00	0.00	0.00	0.00	500.00	0.00	500.00
01 2220 733 007	LIBRARY - FURN & EQUIP SE	500.00	0.00	799.16	159.83	(299.16)	0.00	(299.16)
01 2220 733 008	LIBRARY - FURN & EQUIP BSMS	500.00	0.00	(5,700.50)	(1,140.10)	6,200.50	0.00	6,200.50
01 2220 734 001	LIBRARY - HARDWARE HS	0.00	0.00	0.00	0.00	0.00	0.00	0.00
01 2220 734 002	LIBRARY - HARDWARE BE	0.00	0.00	0.00	0.00	0.00	0.00	0.00
01 2220 734 003	LIBRARY - HARDWARE PC	0.00	0.00	348.74	0.00	(348.74)	0.00	(348.74)
01 2220 734 004	LIBRARY - HARDWARE HE	0.00	0.00	0.00	0.00	0.00	0.00	0.00
01 2220 734 005	LIBRARY - HARDWARE BMS	0.00	0.00	0.00	0.00	0.00	0.00	0.00
01 2220 734 006	LIBRARY - HARDWARE AP	0.00	0.00	0.00	0.00	0.00	0.00	0.00
01 2220 734 007	LIBRARY - HARDWARE SE	0.00	0.00	770.00	0.00	(770.00)	0.00	(770.00)
01 2220 734 008	LIBRARY - HARDWARE BSMS	0.00	0.00	770.00	0.00	(770.00)	0.00	(770.00)

Account Number	Account Description	Revised Budget	Expended During Month	Expenditures to Date	% of Budget	Balance at EOM	P/ O Outstanding	Unencumbered Balance
2240	STUDENT ASSESSMENT	0.00	0.00	0.00	0.00	0.00	0.00	0.00
2310	BOARD OF EDUCATION							
01 2310 314 000	BOARD OF ED - LOBBYIST FEES	0.00	0.00	0.00	0.00	0.00	0.00	0.00
01 2310 340 000	BOARD OF ED - OTHER PROF SERVICES	500.00	0.00	10,750.00	2,150.00	(10,250.00)	0.00	(10,250.00)
01 2310 521 000	BOARD OF ED - FIDELITY BOND PREMIUMS	100.00	0.00	0.00	0.00	100.00	0.00	100.00
01 2310 540 000	BOARD OF ED - ADVERTISING	5,500.00	21.04	2,061.71	37.49	3,438.29	0.00	3,438.29
01 2310 580 000	BOARD OF ED - TRAVEL & MILEAGE	500.00	0.00	0.00	0.00	500.00	0.00	500.00
01 2310 610 000	BOARD OF ED - SUPPLIES	750.00	1,311.46	1,311.46	174.86	(561.46)	0.00	(561.46)
01 2310 733 000	BOARD OF ED - FURN & EQUIP	750.00	0.00	0.00	0.00	750.00	0.00	750.00
01 2310 735 000	BOARD OF ED - SOFTWARE	12,000.00	6,230.00	6,230.00	51.92	5,770.00	0.00	5,770.00
01 2310 810 000	BOARD OF ED - DUES & FEES	55,000.00	125.00	6,272.88	11.41	48,727.12	0.00	48,727.12
01 2310 890 000	BOARD OF ED - OTHER MISC	6,000.00	0.00	0.00	0.00	6,000.00	0.00	6,000.00
2310	BOARD OF EDUCATION	81,100.00	7,687.50	26,626.05	32.83	54,473.95	0.00	54,473.95
2320	EXECUTIVE ADMINISTRATION							
01 2320 105 000	EXEC ADMIN - SALARY OF SUPERINTENDENT	216,050.00	17,875.00	89,375.00	41.37	126,675.00	0.00	126,675.00
01 2320 110 000	EXEC ADMIN - SALARIES NON-INSTR	56,472.00	4,478.39	23,439.67	41.51	33,032.33	0.00	33,032.33
01 2320 111 000	EXEC ADMIN - PROF STAFF SALARIES	295,000.00	12,083.33	60,416.65	20.48	234,583.35	0.00	234,583.35
01 2320 130 000	EXEC ADMIN - OT SALARIES NON-INSTR	2,500.00	124.89	644.41	25.78	1,855.59	0.00	1,855.59
01 2320 150 000	EXEC ADMIN - ADD'L COMP NON-INSTR	147.00	12.24	61.20	41.63	85.80	0.00	85.80
01 2320 151 000	EXEC ADMIN - ADD'L COMP PROF STAFF	767.00	63.92	319.60	41.67	447.40	0.00	447.40
01 2320 155 000	EXEC ADM - ADD'L COMP SUPT.	562.00	46.48	232.40	41.35	329.60	0.00	329.60
01 2320 210 000	EXEC ADMIN - GROUP INS NON-INSTR	63.00	5.20	26.00	41.27	37.00	0.00	37.00
01 2320 211 000	EXEC ADMIN - GROUP INS PROF STAFF	38,794.00	1,843.59	9,217.95	23.76	29,576.05	0.00	29,576.05
01 2320 215 000	EXEC ADMIN - GROUP INS SUPERINTENDENT	27,375.00	2,289.92	11,449.60	41.83	15,925.40	0.00	15,925.40
01 2320 220 000	EXEC ADMIN - SOC SEC NON-INSTR	4,959.00	388.93	2,026.33	40.86	2,932.67	0.00	2,932.67
01 2320 221 000	EXEC ADMIN - SOC SEC PROF STAFF	23,097.00	895.69	4,478.41	19.39	18,618.59	0.00	18,618.59
01 2320 225 000	EXEC ADMIN - SOC SEC SUPERINTENDENT	16,571.00	1,369.53	2,847.79	17.19	13,723.21	0.00	13,723.21
01 2320 230 000	EXEC ADMIN - RETIREMENT NON-INSTR	4,334.00	338.34	1,770.18	40.84	2,563.82	0.00	2,563.82
01 2320 231 000	EXEC ADMIN - RETIREMENT PROF STAFF	21,739.00	888.12	4,440.60	20.43	17,298.40	0.00	17,298.40
01 2320 235 000	EXEC ADMIN - RETIREMENT SUPERINTENDENT	15,880.00	1,313.81	6,569.05	41.37	9,310.95	0.00	9,310.95
01 2320 237 000	EXEC ADMIN - INCR RET CONTR	14,428.00	873.64	4,395.19	30.46	10,032.81	0.00	10,032.81
01 2320 280 000	EXEC ADMIN - HEALTH BEN NON-INSTR	5,700.00	475.00	2,375.00	41.67	3,325.00	0.00	3,325.00
01 2320 281 000	EXEC ADMIN - HEALTH BENEFITS PROF STAFF	6,153.00	293.90	1,469.50	23.88	4,683.50	0.00	4,683.50
01 2320 580 000	EXEC ADMIN - TRAVEL & MILEAGE	7,500.00	441.25	3,364.36	55.92	4,135.64	829.98	3,305.66
01 2320 610 000	EXEC ADMIN - SUPPLIES	1,000.00	97.69	529.72	52.97	470.28	0.00	470.28
01 2320 734 000	EXEC ADMIN - HARDWARE	1,000.00	0.00	0.00	0.00	1,000.00	0.00	1,000.00
01 2320 810 000	EXEC ADMIN - DUES & FEES	7,500.00	50.00	3,428.00	49.04	4,072.00	250.00	3,822.00
01 2320 890 000	EXEC ADMIN - OTHER MISC	3,000.00	0.00	0.00	0.00	3,000.00	0.00	3,000.00
2320	EXECUTIVE ADMINISTRATION	770,591.00	46,248.86	232,876.61	30.36	537,714.39	1,079.98	536,634.41
2330	DISTRICT LEGAL SERVICES							
01 2330 314 000	DIST LEGAL SERVICES - LOBBYIST FEES	25,000.00	0.00	6,250.00	25.00	18,750.00	0.00	18,750.00
01 2330 317 000	DISTRICT LEGAL SERVICES	60,000.00	14,117.66	53,343.80	88.91	6,656.20	0.00	6,656.20
2330	DISTRICT LEGAL SERVICES	85,000.00	14,117.66	59,593.80	70.11	25,406.20	0.00	25,406.20
2410	OFFICE OF THE PRINCIPAL							
01 2410 110 001	OFF/PRINCIPAL - SALARIES NON-INSTR HS	97,080.00	7,053.30	44,768.39	46.11	52,311.61	0.00	52,311.61
01 2410 110 002	OFF/PRINCIPAL - SALARIES NON-INSTR BE	28,224.00	1,675.24	13,058.98	46.27	15,165.02	0.00	15,165.02
01 2410 110 003	OFF/PRINCIPAL - SALARIES NON-INSTR PC	30,744.00	7,192.10	18,820.91	61.22	11,923.09	0.00	11,923.09
01 2410 110 004	OFF/PRINCIPAL - SALARIES NON-INSTR HE	29,064.00	9,268.97	20,775.88	71.48	8,288.12	0.00	8,288.12
01 2410 110 005	OFF/PRINCIPAL - SALARIES NON-INSTR BMS	55,024.00	4,072.54	27,764.20	50.46	27,259.80	0.00	27,259.80
01 2410 110 006	OFF/PRINCIPAL - SALARIES NON-INSTR AP	29,904.00	2,109.00	14,168.97	47.38	15,735.03	0.00	15,735.03
01 2410 110 007	OFF/PRINCIPAL - SALARIES NON-INSTR SE	34,440.00	2,333.58	16,327.95	47.41	18,112.05	0.00	18,112.05
01 2410 110 008	OFF/PRINCIPAL - SALARIES NON-INSTR BSMS	61,822.00	4,196.25	27,638.59	44.71	34,183.41	0.00	34,183.41
01 2410 111 001	OFF/PRINCIPAL - SALARIES PRINCIPAL HS	273,900.00	22,825.00	114,125.00	41.67	159,775.00	0.00	159,775.00
01 2410 111 002	OFF/PRINCIPAL - SALARIES PRINCIPAL BE	92,000.00	7,666.67	38,333.35	41.67	53,666.65	0.00	53,666.65

02/10/2023 12:05 PM

Regular; Processing Month 01/2023; Active Chart of Account Number True

User ID: LEL

Account Number	Account Description	Revised Budget	Expended During Month	Expenditures to Date	% of Budget	Balance at EOM	P/ O Outstanding	Unencumbered Balance
01 2410 111 003	OFF/PRINCIPAL - SALARIES PRINCIPAL PC	177,000.00	8,290.62	67,290.62	38.02	109,709.38	0.00	109,709.38
01 2410 111 004	OFF/PRINCIPAL - SALARIES PRINCIPAL HE	114,300.00	9,525.00	47,625.00	41.67	66,675.00	0.00	66,675.00
01 2410 111 005	OFF/PRINCIPAL - SALARIES PRINCIPAL BMS	159,988.00	15,331.77	76,658.85	47.92	83,329.15	0.00	83,329.15
01 2410 111 006	OFF/PRINCIPAL - SALARIES PRINCIPAL AP	114,900.00	9,575.00	47,875.00	41.67	67,025.00	0.00	67,025.00
01 2410 111 007	OFF/PRINCIPAL - SALARIES PRINCIPAL SE	99,050.00	8,254.17	41,270.85	41.67	57,779.15	0.00	57,779.15
01 2410 111 008	OFF/PRINCIPAL - SALARIES PRINCIPAL BSMS	166,500.00	13,919.42	69,679.77	41.85	96,820.23	0.00	96,820.23
01 2410 120 001	OFF/PRINCIPAL - SUBS NON-INSTR HS	0.00	0.00	0.00	0.00	0.00	0.00	0.00
01 2410 120 002	OFF/PRINCIPAL - SUBS NON-INSTR BE	0.00	0.00	0.00	0.00	0.00	0.00	0.00
01 2410 120 003	OFF/PRINCIPAL - SUBS NON-INSTR PC	0.00	0.00	0.00	0.00	0.00	0.00	0.00
01 2410 120 004	OFF/PRINCIPAL - SUBS NON-INSTR HE	0.00	0.00	0.00	0.00	0.00	0.00	0.00
01 2410 120 005	OFF/PRINCIPAL - SUBS NON-INSTR BMS	0.00	0.00	0.00	0.00	0.00	0.00	0.00
01 2410 120 006	OFF/PRINCIPAL - SUBS NON-INSTR AP	0.00	0.00	0.00	0.00	0.00	0.00	0.00
01 2410 120 007	OFF/PRINCIPAL - SUBS NON-INSTR SE	0.00	0.00	0.00	0.00	0.00	0.00	0.00
01 2410 120 008	OFF/PRINCIPAL - SUBS NON-INSTR BSMS	0.00	0.00	0.00	0.00	0.00	0.00	0.00
01 2410 130 001	OFF/PRINCIPAL - OT NON-INSTR HS	4,000.00	318.70	2,052.37	51.31	1,947.63	0.00	1,947.63
01 2410 130 002	OFF/PRINCIPAL - OT NON-INSTR BE	750.00	293.16	1,615.15	215.35	(865.15)	0.00	(865.15)
01 2410 130 003	OFF/PRINCIPAL - OT NON-INSTR PC	750.00	32.03	216.95	28.93	533.05	0.00	533.05
01 2410 130 004	OFF/PRINCIPAL - OT NON-INSTR HE	750.00	0.00	0.00	0.00	750.00	0.00	750.00
01 2410 130 005	OFF/PRINCIPAL - OT NON-INSTR BMS	4,000.00	166.80	1,347.03	33.68	2,652.97	0.00	2,652.97
01 2410 130 006	OFF/PRINCIPAL - OT NON-INSTR AP	750.00	89.69	738.27	98.44	11.73	0.00	11.73
01 2410 130 007	OFF/PRINCIPAL - OT NON-INSTR SE	5,000.00	487.91	1,859.25	37.19	3,140.75	0.00	3,140.75
01 2410 130 008	OFF/PRINCIPAL - OT NON-INSTR BSMS	4,000.00	123.00	1,830.06	45.75	2,169.94	0.00	2,169.94
01 2410 150 001	OFF/PRINCIPAL - ADD'L COMP NON-INSTR HS	252.00	21.04	105.20	41.75	146.80	0.00	146.80
01 2410 150 002	OFF/PRINCIPAL - ADD'L COMP NON-INSTR BE	68.00	6.12	30.60	45.00	37.40	0.00	37.40
01 2410 150 003	OFF/PRINCIPAL - ADD'L COMP NON-INSTR PC	80.00	22.82	49.46	61.83	30.54	0.00	30.54
01 2410 150 004	OFF/PRINCIPAL - ADD'L COMP NON-INSTR HE	76.00	6.30	31.50	41.45	44.50	0.00	44.50
01 2410 150 005	OFF/PRINCIPAL - ADD'L COMP NON-INSTR BMS	144.00	6.22	31.10	21.60	112.90	0.00	112.90
01 2410 150 006	OFF/PRINCIPAL - ADD'L COMP NON-INSTR AP	78.00	6.48	32.40	41.54	45.60	0.00	45.60
01 2410 150 007	OFF/PRINCIPAL - ADD'L COMP NON-INSTR SE	90.00	8.95	44.75	49.72	45.25	0.00	45.25
01 2410 150 008	OFF/PRINCIPAL - ADD'L COMP NON-INSTR BSMS	162.00	0.00	25.92	16.00	136.08	0.00	136.08
01 2410 151 001	OFF/PRINCIPAL - ADD'L COMP PRINCIPAL HS	713.00	59.34	296.70	41.61	416.30	0.00	416.30
01 2410 151 002	OFF/PRINCIPAL - ADD'L COMP PRINCIPAL BE	239.00	19.93	99.65	41.69	139.35	0.00	139.35
01 2410 151 003	OFF/PRINCIPAL - ADD'L COMP PRINCIPAL PC	460.00	20.58	173.98	37.82	286.02	0.00	286.02
01 2410 151 004	OFF/PRINCIPAL - ADD'L COMP PRINCIPAL HE	297.00	44.70	143.78	48.41	153.22	0.00	153.22
01 2410 151 005	OFF/PRINCIPAL - ADD'L COMP PRINCIPAL BMS	416.00	46.70	233.50	56.13	182.50	0.00	182.50
01 2410 151 006	OFF/PRINCIPAL - ADD'L COMP PRINCIPAL AP	299.00	24.90	124.50	41.64	174.50	0.00	174.50
01 2410 151 007	OFF/PRINCIPAL - ADD'L COMP PRINCIPAL SE	258.00	21.46	107.30	41.59	150.70	0.00	150.70
01 2410 151 008	OFF/PRINCIPAL - ADD'L COMP PRINCIPAL BSMS	434.00	42.26	211.30	48.69	222.70	0.00	222.70
01 2410 210 001	OFF/PRINCIPAL - GROUP INS NON-INSTR HS	189.00	15.60	78.00	41.27	111.00	0.00	111.00
01 2410 210 002	OFF/PRINCIPAL - GROUP INS NON-INSTR BE	63.00	5.20	26.00	41.27	37.00	0.00	37.00
01 2410 210 003	OFF/PRINCIPAL - GROUP INS NON-INSTR PC	63.00	1,470.49	1,491.29	2,367.13	(1,428.29)	0.00	(1,428.29)
01 2410 210 004	OFF/PRINCIPAL - GROUP INS NON-INSTR HE	63.00	1,758.47	1,779.27	2,824.24	(1,716.27)	0.00	(1,716.27)
01 2410 210 005	OFF/PRINCIPAL - GROUP INS NON-INSTR BMS	9,587.00	804.05	4,020.25	41.93	5,566.75	0.00	5,566.75
01 2410 210 006	OFF/PRINCIPAL - GROUP INS NON-INSTR AP	63.00	5.20	26.00	41.27	37.00	0.00	37.00
01 2410 210 007	OFF/PRINCIPAL - GROUP INS NON-INSTR SE	9,587.00	798.85	3,994.25	41.66	5,592.75	0.00	5,592.75
01 2410 210 008	OFF/PRINCIPAL - GROUP INS NON-INSTR BSMS	10,283.00	62.01	331.21	3.22	9,951.79	0.00	9,951.79
01 2410 211 001	OFF/PRINCIPAL - GROUP INS PRINCIPAL HS	51,682.00	4,012.68	20,063.40	38.82	31,618.60	0.00	31,618.60
01 2410 211 002	OFF/PRINCIPAL - GROUP INS PRINCIPAL BE	63.00	5.20	26.00	41.27	37.00	0.00	37.00
01 2410 211 003	OFF/PRINCIPAL - GROUP INS PRINCIPAL PC	51,302.00	2,227.81	18,152.13	35.38	33,149.87	0.00	33,149.87
01 2410 211 004	OFF/PRINCIPAL - GROUP INS PRINCIPAL HE	25,651.00	2,137.49	10,687.45	41.66	14,963.55	0.00	14,963.55
01 2410 211 005	OFF/PRINCIPAL - GROUP INS PRINCIPAL BMS	95.00	9.10	45.50	47.89	49.50	0.00	49.50
01 2410 211 006	OFF/PRINCIPAL - GROUP INS PRINCIPAL AP	25,651.00	2,137.49	10,687.45	41.66	14,963.55	0.00	14,963.55
01 2410 211 007	OFF/PRINCIPAL - GROUP INS PRINCIPAL SE	63.00	5.20	26.00	41.27	37.00	0.00	37.00
01 2410 211 008	OFF/PRINCIPAL - GROUP INS PRINCIPAL BSMS	38,508.00	2,913.54	14,567.34	37.83	23,940.66	0.00	23,940.66
01 2410 220 001	OFF/PRINCIPAL - SOC SEC NON-INSTR HS	8,899.00	649.22	4,008.15	45.04	4,890.85	0.00	4,890.85

Account Number	Account Description	Revised Budget	Expended During Month	Expenditures to Date	% of Budget	Balance at EOM	P/ O Outstanding	Unencumbered Balance
01 2410 220 002	OFF/PRINCIPAL - SOC SEC NON-INSTR BE	2,604.00	151.05	1,124.93	43.20	1,479.07	0.00	1,479.07
01 2410 220 003	OFF/PRINCIPAL - SOC SEC NON-INSTR PC	2,798.00	566.92	1,600.22	57.19	1,197.78	0.00	1,197.78
01 2410 220 004	OFF/PRINCIPAL - SOC SEC NON-INSTR HE	2,669.00	710.52	1,720.15	64.45	948.85	0.00	948.85
01 2410 220 005	OFF/PRINCIPAL - SOC SEC NON-INSTR BMS	4,909.00	392.51	2,568.04	52.31	2,340.96	0.00	2,340.96
01 2410 220 006	OFF/PRINCIPAL - SOC SEC NON-INSTR AP	2,733.00	200.57	1,302.27	47.65	1,430.73	0.00	1,430.73
01 2410 220 007	OFF/PRINCIPAL - SOC SEC NON-INSTR SE	0.00	216.53	1,394.76	0.00	(1,394.76)	0.00	(1,394.76)
01 2410 220 008	OFF/PRINCIPAL - SOC SEC NON-INSTR BSMS	5,431.00	353.09	2,497.07	45.98	2,933.93	0.00	2,933.93
01 2410 221 001	OFF/PRINCIPAL - SOC SEC PRINCIPAL HS	21,199.00	1,750.45	8,752.25	41.29	12,446.75	0.00	12,446.75
01 2410 221 002	OFF/PRINCIPAL - SOC SEC PRINCIPAL BE	7,492.00	639.66	3,198.30	42.69	4,293.70	0.00	4,293.70
01 2410 221 003	OFF/PRINCIPAL - SOC SEC PRINCIPAL PC	13,576.00	624.67	4,981.71	36.69	8,594.29	0.00	8,594.29
01 2410 221 004	OFF/PRINCIPAL - SOC SEC PRINCIPAL HE	8,767.00	722.54	3,606.58	41.14	5,160.42	0.00	5,160.42
01 2410 221 005	OFF/PRINCIPAL - SOC SEC PRINCIPAL BMS	12,925.00	1,192.94	5,964.70	46.15	6,960.30	0.00	6,960.30
01 2410 221 006	OFF/PRINCIPAL - SOC SEC PRINCIPAL AP	8,813.00	726.31	3,631.55	41.21	5,181.45	0.00	5,181.45
01 2410 221 007	OFF/PRINCIPAL - SOC SEC PRINCIPAL SE	8,033.00	637.55	3,187.75	39.68	4,845.25	0.00	4,845.25
01 2410 221 008	OFF/PRINCIPAL - SOC SEC PRINCIPAL BSMS	12,770.00	1,055.34	5,283.12	41.37	7,486.88	0.00	7,486.88
01 2410 230 001	OFF/PRINCIPAL - RETIREMENT NON-INSTR HS	7,429.00	541.84	3,441.35	46.32	3,987.65	0.00	3,987.65
01 2410 230 002	OFF/PRINCIPAL - RETIREMENT NON-INSTR BE	2,130.00	144.68	1,075.98	50.52	1,054.02	0.00	1,054.02
01 2410 230 003	OFF/PRINCIPAL - RETIREMENT NON-INSTR PC	2,315.00	530.98	1,399.29	60.44	915.71	0.00	915.71
01 2410 230 004	OFF/PRINCIPAL - RETIREMENT NON-INSTR HE	2,191.00	681.26	1,527.00	69.69	664.00	0.00	664.00
01 2410 230 005	OFF/PRINCIPAL - RETIREMENT NON-INSTR BMS	4,338.00	311.60	2,139.69	49.32	2,198.31	0.00	2,198.31
01 2410 230 006	OFF/PRINCIPAL - RETIREMENT NON-INSTR AP	2,253.00	161.60	1,095.68	48.63	1,157.32	0.00	1,157.32
01 2410 230 007	OFF/PRINCIPAL - RETIREMENT NON-INSTR SE	5,923.00	207.38	1,336.77	22.57	4,586.23	0.00	4,586.23
01 2410 230 008	OFF/PRINCIPAL - RETIREMENT NON-INSTR BSMS	4,838.00	317.48	2,165.96	44.77	2,672.04	0.00	2,672.04
01 2410 231 001	OFF/PRINCIPAL - RETIREMENT PRINCIPAL HS	20,132.00	1,677.64	8,388.20	41.67	11,743.80	0.00	11,743.80
01 2410 231 002	OFF/PRINCIPAL - RETIREMENT PRINCIPAL BE	6,762.00	563.50	2,817.50	41.67	3,944.50	0.00	3,944.50
01 2410 231 003	OFF/PRINCIPAL - RETIREMENT PRINCIPAL PC	13,010.00	609.37	4,945.89	38.02	8,064.11	0.00	8,064.11
01 2410 231 004	OFF/PRINCIPAL - RETIREMENT PRINCIPAL HE	8,401.00	700.09	3,500.45	41.67	4,900.55	0.00	4,900.55
01 2410 231 005	OFF/PRINCIPAL - RETIREMENT PRINCIPAL BMS	11,759.00	1,126.89	5,634.45	47.92	6,124.55	0.00	6,124.55
01 2410 231 006	OFF/PRINCIPAL - RETIREMENT PRINCIPAL AP	8,445.00	703.76	3,518.80	41.67	4,926.20	0.00	4,926.20
01 2410 231 007	OFF/PRINCIPAL - RETIREMENT PRINCIPAL SE	7,280.00	606.68	3,033.40	41.67	4,246.60	0.00	4,246.60
01 2410 231 008	OFF/PRINCIPAL - RETIREMENT PRINCIPAL BSMS	12,238.00	1,023.08	5,121.50	41.85	7,116.50	0.00	7,116.50
01 2410 237 001	OFF/PRINCIPAL - INCR RET CONTR HS	9,479.00	763.30	4,068.33	42.92	5,410.67	0.00	5,410.67
01 2410 237 002	OFF/PRINCIPAL - INCR RET CONTR BE	3,058.00	243.56	1,339.06	43.79	1,718.94	0.00	1,718.94
01 2410 237 003	OFF/PRINCIPAL - INCR RET CONTR PC	5,270.00	392.18	2,182.23	41.41	3,087.77	0.00	3,087.77
01 2410 237 004	OFF/PRINCIPAL - INCR RET CONTR HE	3,643.00	475.08	1,729.04	47.46	1,913.96	0.00	1,913.96
01 2410 237 005	OFF/PRINCIPAL - INCR RET CONTR BMS	5,536.00	494.72	2,673.69	48.30	2,862.31	0.00	2,862.31
01 2410 237 006	OFF/PRINCIPAL - INCR RET CONTR AP	3,679.00	297.62	1,587.03	43.14	2,091.97	0.00	2,091.97
01 2410 237 007	OFF/PRINCIPAL - INCR RET CONTR SE	3,501.00	279.97	1,502.98	42.93	1,998.02	0.00	1,998.02
01 2410 237 008	OFF/PRINCIPAL - INCR RET CONTR BSMS	5,873.00	461.05	2,506.32	42.68	3,366.68	0.00	3,366.68
01 2410 280 001	OFF/PRINCIPAL - HEALTH BEN NON-INSTR HS	15,000.00	1,250.01	6,250.05	41.67	8,749.95	0.00	8,749.95
01 2410 280 002	OFF/PRINCIPAL - HEALTH BEN NON-INSTR BE	5,000.00	0.00	0.00	0.00	5,000.00	0.00	5,000.00
01 2410 280 003	OFF/PRINCIPAL - HEALTH BEN NON-INSTR PC	5,000.00	650.26	2,316.94	46.34	2,683.06	0.00	2,683.06
01 2410 280 004	OFF/PRINCIPAL - HEALTH BEN NON-INSTR HE	5,000.00	696.17	2,362.85	47.26	2,637.15	0.00	2,637.15
01 2410 280 005	OFF/PRINCIPAL - HEALTH BEN NON-INSTR BMS	5,000.00	891.67	4,458.35	89.17	541.65	0.00	541.65
01 2410 280 006	OFF/PRINCIPAL - HEALTH BEN NON-INSTR AP	5,000.00	416.67	2,083.35	41.67	2,916.65	0.00	2,916.65
01 2410 280 007	OFF/PRINCIPAL - HEALTH BEN NON-INSTR SE	0.00	0.00	0.00	0.00	0.00	0.00	0.00
01 2410 280 008	OFF/PRINCIPAL - HEALTH BEN NON-INSTR BSMS	5,003.00	358.66	3,459.98	69.16	1,543.02	0.00	1,543.02
01 2410 281 001	OFF/PRINCIPAL - HEALTH BEN PRINCIPAL HS	2,502.00	502.39	2,511.95	100.40	(9.95)	0.00	(9.95)
01 2410 281 002	OFF/PRINCIPAL - HEALTH BEN PRINCIPAL BE	5,700.00	891.67	4,458.35	78.22	1,241.65	0.00	1,241.65
01 2410 281 003	OFF/PRINCIPAL - HEALTH BEN PRINCIPAL PC	0.00	14.40	1,466.90	0.00	(1,466.90)	0.00	(1,466.90)
01 2410 281 004	OFF/PRINCIPAL - HEALTH BEN PRINCIPAL HE	0.00	0.00	0.00	0.00	0.00	0.00	0.00
01 2410 281 005	OFF/PRINCIPAL - HEALTH BEN PRINCIPAL BMS	8,550.00	356.25	1,781.25	20.83	6,768.75	0.00	6,768.75
01 2410 281 006	OFF/PRINCIPAL - HEALTH PRINCIPAL AP	0.00	0.00	0.00	0.00	0.00	0.00	0.00
01 2410 281 007	OFF/PRINCIPAL - HEALTH PRINCIPAL SE	5,700.00	475.00	2,375.00	41.67	3,325.00	0.00	3,325.00
01 2410 281 008	OFF/PRINCIPAL - HEALTH BEN PRINCIPAL BSMS	0.00	293.90	1,469.50	0.00	(1,469.50)	0.00	(1,469.50)

Account Number	Account Description	Revised Budget	Expended During Month	Expenditures to Date	% of Budget	Balance at EOM	P/ O Outstanding	Unencumbered Balance
01 2410 580 001	OFF/PRINCIPAL - TRAVEL & MILEAGE HS	8,000.00	462.42	3,430.57	42.88	4,569.43	0.00	4,569.43
01 2410 580 002	OFF/PRINCIPAL - TRAVEL & MILEAGE BE	1,200.00	0.00	0.00	0.00	1,200.00	0.00	1,200.00
01 2410 580 003	OFF/PRINCIPAL - TRAVEL & MILEAGE PC	1,200.00	15.94	67.19	5.60	1,132.81	0.00	1,132.81
01 2410 580 004	OFF/PRINCIPAL - TRAVEL & MILEAGE HE	1,200.00	15.94	214.44	17.87	985.56	0.00	985.56
01 2410 580 005	OFF/PRINCIPAL - TRAVEL & MILEAGE BMS	3,000.00	14.13	75.35	2.51	2,924.65	0.00	2,924.65
01 2410 580 006	OFF/PRINCIPAL - TRAVEL & MILEAGE AP	1,200.00	0.00	0.00	0.00	1,200.00	0.00	1,200.00
01 2410 580 007	OFF/PRINCIPAL - TRAVEL & MILEAGE SE	1,200.00	0.00	0.00	0.00	1,200.00	0.00	1,200.00
01 2410 580 008	OFF/PRINCIPAL - TRAVEL & MILEAGE BSMS	3,000.00	108.38	259.63	8.65	2,740.37	0.00	2,740.37
01 2410 610 001	OFF/PRINCIPAL - SUPPLIES HS	2,375.00	0.00	0.00	18.24	2,375.00	433.22	1,941.78
01 2410 610 002	OFF/PRINCIPAL - SUPPLIES BE	1,900.00	0.00	2,517.88	152.03	(617.88)	370.67	(988.55)
01 2410 610 003	OFF/PRINCIPAL - SUPPLIES PC	1,900.00	0.00	597.43	31.44	1,302.57	0.00	1,302.57
01 2410 610 004	OFF/PRINCIPAL - SUPPLIES HE	1,625.00	1,247.33	1,592.05	111.61	32.95	221.62	(188.67)
01 2410 610 005	OFF/PRINCIPAL - SUPPLIES BMS	2,550.00	188.73	703.80	38.63	1,846.20	281.35	1,564.85
01 2410 610 006	OFF/PRINCIPAL - SUPPLIES AP	1,900.00	0.00	397.73	20.93	1,502.27	0.00	1,502.27
01 2410 610 007	OFF/PRINCIPAL - SUPPLIES SE	1,900.00	0.00	162.38	8.55	1,737.62	0.00	1,737.62
01 2410 610 008	OFF/PRINCIPAL - SUPPLIES BSMS	2,550.00	1,252.73	3,746.56	159.77	(1,196.56)	327.56	(1,524.12)
01 2410 650 001	OFF/PRINCIPAL - SUPPLIES TECH-REL HS	0.00	0.00	0.00	0.00	0.00	0.00	0.00
01 2410 650 002	OFF/PRINCIPAL - SUPPLIES TECH-REL BE	0.00	0.00	0.00	0.00	0.00	0.00	0.00
01 2410 650 003	OFF/PRINCIPAL - SUPPLIES TECH-REL PC	0.00	0.00	0.00	0.00	0.00	0.00	0.00
01 2410 650 004	OFF/PRINCIPAL - SUPPLIES TECH-REL HE	0.00	0.00	0.00	0.00	0.00	0.00	0.00
01 2410 650 005	OFF/PRINCIPAL - SUPPLIES TECH-REL BMS	0.00	0.00	0.00	0.00	0.00	29.99	(29.99)
01 2410 650 006	OFF/PRINCIPAL - SUPPLIES TECH-REL AP	0.00	0.00	0.00	0.00	0.00	0.00	0.00
01 2410 650 007	OFF/PRINCIPAL - SUPPLIES TECH-REL SE	0.00	0.00	0.00	0.00	0.00	0.00	0.00
01 2410 650 008	OFF/PRINCIPAL - SUPPLIES TECH-REL BSMS	0.00	0.00	0.00	0.00	0.00	29.99	(29.99)
01 2410 733 001	OFF/PRINCIPAL - FURN & EQUIP HS	0.00	0.00	0.00	0.00	0.00	0.00	0.00
01 2410 733 002	OFF/PRINCIPAL - FURN & EQUIP BE	0.00	0.00	0.00	0.00	0.00	0.00	0.00
01 2410 733 003	OFF/PRINCIPAL - FURN & EQUIP PC	0.00	0.00	0.00	0.00	0.00	0.00	0.00
01 2410 733 004	OFF/PRINCIPAL - FURN & EQUIP HE	0.00	0.00	0.00	0.00	0.00	0.00	0.00
01 2410 733 005	OFF/PRINCIPAL - FURN & EQUIP BMS	0.00	0.00	0.00	0.00	0.00	0.00	0.00
01 2410 733 006	OFF/PRINCIPAL - FURN & EQUIP AP	0.00	0.00	0.00	0.00	0.00	0.00	0.00
01 2410 733 007	OFF/PRINCIPAL - FURN & EQUIP SE	0.00	0.00	0.00	0.00	0.00	0.00	0.00
01 2410 733 008	OFF/PRINCIPAL - FURN & EQUIP BSMS	0.00	0.00	1,050.99	0.00	(1,050.99)	0.00	(1,050.99)
01 2410 810 001	OFF/PRINCIPAL - DUES & FEES HS	15,000.00	0.00	19,129.80	127.53	(4,129.80)	0.00	(4,129.80)
01 2410 810 002	OFF/PRINCIPAL - DUES & FEES BE	750.00	0.00	30.00	64.67	720.00	454.99	265.01
01 2410 810 003	OFF/PRINCIPAL - DUES & FEES PC	750.00	0.00	0.00	0.00	750.00	0.00	750.00
01 2410 810 004	OFF/PRINCIPAL - DUES & FEES HE	750.00	0.00	195.00	26.00	555.00	0.00	555.00
01 2410 810 005	OFF/PRINCIPAL - DUES & FEES BMS	1,500.00	23.00	58.45	95.16	1,441.55	1,369.00	72.55
01 2410 810 006	OFF/PRINCIPAL - DUES & FEES AP	750.00	0.00	0.00	2.00	750.00	15.00	735.00
01 2410 810 007	OFF/PRINCIPAL - DUES & FEES SE	750.00	0.00	269.00	35.87	481.00	0.00	481.00
01 2410 810 008	OFF/PRINCIPAL - DUES & FEES BSMS	1,500.00	0.00	190.00	12.67	1,310.00	0.00	1,310.00
01 2410 890 001	OFF/PRINCIPAL - OTHER MISC HS	400.00	0.00	0.00	0.00	400.00	0.00	400.00
01 2410 890 002	OFF/PRINCIPAL - OTHER MISC BE	400.00	0.00	0.00	0.00	400.00	0.00	400.00
01 2410 890 003	OFF/PRINCIPAL - OTHER MISC PC	400.00	0.00	0.00	0.00	400.00	0.00	400.00
01 2410 890 004	OFF/PRINCIPAL - OTHER MISC HE	400.00	0.00	0.00	0.00	400.00	0.00	400.00
01 2410 890 005	OFF/PRINCIPAL - OTHER MISC BMS	400.00	0.00	0.00	0.00	400.00	0.00	400.00
01 2410 890 006	OFF/PRINCIPAL - OTHER MISC AP	400.00	0.00	0.00	0.00	400.00	0.00	400.00
01 2410 890 007	OFF/PRINCIPAL - OTHER MISC SE	400.00	0.00	0.00	0.00	400.00	0.00	400.00
01 2410 890 008	OFF/PRINCIPAL - OTHER MISC BSMS	400.00	0.00	0.00	0.00	400.00	0.00	400.00
2410	OFFICE OF THE PRINCIPAL	2,223,125.00	187,556.93	976,819.43	44.10	1,246,305.57	3,533.39	1,242,772.18
2490	SCHOOL ADMIN OTHER							
01 2490 111 001	OTH BLDG ADMIN - SALARIES AD HS	49,900.00	4,158.34	20,791.70	41.67	29,108.30	0.00	29,108.30
01 2490 111 005	OTH BLDG ADMIN - SALARIES AD BMS	47,988.00	1,999.48	9,997.40	20.83	37,990.60	0.00	37,990.60
01 2490 111 008	OTH BLDG ADMIN - SALARIES AD BSMS	43,500.00	3,625.00	18,125.00	41.67	25,375.00	0.00	25,375.00
01 2490 151 001	OTH BLDG ADMIN - ADD'L COMP AD HS	130.00	10.81	54.05	41.58	75.95	0.00	75.95
01 2490 151 005	OTH BLDG ADMIN - ADD'L COMP AD BMS	125.00	5.20	26.00	20.80	99.00	0.00	99.00

Account Number	Account Description	Revised Budget	Expended During Month	Expenditures to Date	% of Budget	Balance at EOM	P / O Outstanding	Unencumbered Balance
2520	WAREHOUSE SRVCS	55,232.00	4,445.05	24,019.11	43.49	31,212.89	0.00	31,212.89
2560	PUBLIC INFORMATION SERVICES							
01 2560 116 000	PIS - SALARIES PROF NON-CERT DIST	60,000.00	5,000.00	25,000.00	41.67	35,000.00	0.00	35,000.00
01 2560 156 000	PIS - ADD'L COMP PROF NON-CERT DIST	156.00	13.00	65.00	41.67	91.00	0.00	91.00
01 2560 216 000	PIS - GROUP INS PROF NON-CERT DIST	9,587.00	798.85	3,994.25	41.66	5,592.75	0.00	5,592.75
01 2560 226 000	PIS - SOC SEC PROF NON-CERT DIST	4,678.00	383.01	1,914.97	40.94	2,763.03	0.00	2,763.03
01 2560 236 000	PIS - RETIREMENT PROF NON-CERT DIST	4,410.00	367.50	1,837.50	41.67	2,572.50	0.00	2,572.50
01 2560 237 000	PIS - INCR RET CONTR DIST	1,517.00	126.39	631.95	41.66	885.05	0.00	885.05
01 2560 280 000	PIS - HEALTH BEN NON-INSTR DIST	0.00	0.00	0.00	0.00	0.00	0.00	0.00
01 2560 550 000	PIS - PRINTING DIST	25,000.00	0.00	5,212.81	20.85	19,787.19	0.00	19,787.19
01 2560 580 000	PIS - TRAVEL & MILEAGE	2,000.00	0.00	0.00	0.00	2,000.00	0.00	2,000.00
01 2560 610 000	PIS - SUPPLIES	7,500.00	33.54	54.23	0.72	7,445.77	0.00	7,445.77
01 2560 733 000	PIS - FURN & EQUIP	1,000.00	0.00	5,199.55	519.96	(4,199.55)	0.00	(4,199.55)
01 2560 734 000	PIS - HARDWARE	2,000.00	0.00	260.98	13.05	1,739.02	0.00	1,739.02
01 2560 735 000	PIS - SOFTWARE	1,500.00	0.00	1.00	0.07	1,499.00	0.00	1,499.00
01 2560 810 000	PIS - DUES & FEES	1,000.00	0.00	0.00	0.00	1,000.00	0.00	1,000.00
01 2560 890 000	PIS - OTHER MISC EXP	1,000.00	0.00	0.00	0.00	1,000.00	0.00	1,000.00
2560	PUBLIC INFORMATION SERVICES	121,348.00	6,722.29	44,172.24	36.40	77,175.76	0.00	77,175.76
2570	PERSONNEL SERVICES							
01 2570 540 000	PERSONNEL SERVICES - ADVERTISING	30,000.00	3,978.56	9,282.27	34.12	20,717.73	953.85	19,763.88
01 2570 610 000	PERSONNEL SERVICES - SUPPLIES	1,000.00	0.00	224.67	22.47	775.33	0.00	775.33
01 2570 735 000	PERSONNEL SERVICES - SOFTWARE	1,000.00	0.00	0.00	0.00	1,000.00	0.00	1,000.00
01 2570 810 000	PERSONNEL SERVICES - DUES & FEES	8,500.00	87.00	5,819.25	69.64	2,680.75	100.00	2,580.75
01 2570 890 000	PERSONNEL SERVICES - OTHER MISC	300.00	0.00	0.00	0.00	300.00	0.00	300.00
2570	PERSONNEL SERVICES	40,800.00	4,065.56	15,326.19	40.15	25,473.81	1,053.85	24,419.96
2580	ADMIN TECH SERVICES							
01 2580 110 000	ADMIN TECH SERV - SALARIES NON-INSTR	44,512.00	517.52	15,693.83	35.26	28,818.17	0.00	28,818.17
01 2580 130 000	ADMIN TECH SERV - OT SALARIES NON-INSTR	1,000.00	0.00	303.89	30.39	696.11	0.00	696.11
01 2580 150 000	ADMIN TECH SERV - ADD'L COMP NON-INSTR	116.00	9.35	46.75	40.30	69.25	0.00	69.25
01 2580 210 000	ADMIN TECH SERV - GROUP INS NON-INSTR	63.00	0.00	20.80	33.02	42.20	0.00	42.20
01 2580 220 000	ADMIN TECH SERV - SOC SEC NON-INSTR	3,927.00	40.31	1,372.76	34.96	2,554.24	0.00	2,554.24
01 2580 230 000	ADMIN TECH SERV - RETIREMENT NON-INSTR	3,345.00	25.14	1,162.93	34.77	2,182.07	0.00	2,182.07
01 2580 237 000	ADMIN TECH SERV - INCR RET CONTR	1,150.00	8.65	399.97	34.78	750.03	0.00	750.03
01 2580 280 000	ADMIN TECH SERV - HEALTH BEN NON-INSTR	5,700.00	0.00	1,900.00	33.33	3,800.00	0.00	3,800.00
2580	ADMIN TECH SERVICES	59,813.00	600.97	20,900.93	34.94	38,912.07	0.00	38,912.07
2590	CENTRAL SRVCS							
01 2590 110 000	CENTR SRVCS - SALARIES NON-INSTR DIST	36,192.00	2,872.16	15,077.97	41.66	21,114.03	0.00	21,114.03
01 2590 130 000	CENTR SRVCS - OT SALARIES NON-INSTR DIST	500.00	3.49	172.38	34.48	327.62	0.00	327.62
01 2590 150 000	CENTR SRVCS - ADD'L COMP NON-INSTR DIS	93.00	7.84	39.20	42.15	53.80	0.00	53.80
01 2590 210 000	CENTR SRVCS - GROUP INS NON-INSTR DIST	6,587.00	798.85	3,994.25	60.64	2,592.75	0.00	2,592.75
01 2590 220 000	CENTR SRVCS - SOC SEC NON-INSTR DIST	2,814.00	220.09	1,167.16	41.48	1,646.84	0.00	1,646.84
01 2590 230 000	CENTR SRVCS - RETIREMENT NON-INSTR DIST	2,697.00	211.36	1,120.90	41.56	1,576.10	0.00	1,576.10
01 2590 237 000	CENTR SRVCS - INCR RET CONTR DIST	928.00	72.69	385.49	41.54	542.51	0.00	542.51
01 2590 280 000	CENTR SRVCS - HEALTH BEN NON-INSTR DIST	0.00	0.00	0.00	0.00	0.00	0.00	0.00
2590	CENTRAL SRVCS	49,811.00	4,186.48	21,957.35	44.08	27,853.65	0.00	27,853.65
2610	OP OF BLDGS							
01 2610 110 000	OP OF BLDGS - SALARIES NON-INSTR DIST	20,957.00	934.82	4,421.37	21.10	16,535.63	0.00	16,535.63
01 2610 110 001	OP OF BLDGS - SALARIES NON-INSTR HS	98,072.00	8,134.84	39,633.57	40.41	58,438.43	0.00	58,438.43
01 2610 110 002	OP OF BLDGS - SALARIES NON-INSTR BE	43,680.00	3,841.57	19,448.15	44.52	24,231.85	0.00	24,231.85
01 2610 110 003	OP OF BLDGS - SALARIES NON-INSTR PC	50,232.00	4,118.78	21,079.89	41.97	29,152.11	0.00	29,152.11
01 2610 110 004	OP OF BLDGS - SALARIES NON-INSTR HE	55,536.00	4,946.18	25,117.57	45.23	30,418.43	0.00	30,418.43
01 2610 110 005	OP OF BLDGS - SALARIES NON-INSTR BMS	145,912.00	6,438.24	35,193.87	24.12	110,718.13	0.00	110,718.13
01 2610 110 006	OP OF BLDGS - SALARIES NON-INSTR AP	45,760.00	3,511.93	18,324.68	40.05	27,435.32	0.00	27,435.32

Account Number	Account Description	Revised Budget	Expended During Month	Expenditures to Date	% of Budget	Balance at EOM	P/ O Outstanding	Unencumbered Balance
01 2610 110 007	OP OF BLDGS - SALARIES NON-INSTR SE	47,320.00	3,861.43	19,911.04	42.08	27,408.96	0.00	27,408.96
01 2610 110 008	OP OF BLDGS - SALARIES NON-INSTR BSMS	62,816.00	5,212.52	26,360.38	41.96	36,455.62	0.00	36,455.62
01 2610 116 000	OP OF BLDGS - SALARIES PROF NON-CER DIST	87,150.00	7,262.50	36,312.50	41.67	50,837.50	0.00	50,837.50
01 2610 120 000	OP BLDGS - TEMP SALARIES NON-INSTR DIST	18,000.00	0.00	2,665.46	14.81	15,334.54	0.00	15,334.54
01 2610 130 000	OP OF BLDGS - OT SALARIES NON-INSTR DIST	3,000.00	178.50	679.18	22.64	2,320.82	0.00	2,320.82
01 2610 130 001	OP OF BLDGS - OT SALARIES NON-INSTR HS	21,000.00	1,022.65	5,602.52	26.68	15,397.48	0.00	15,397.48
01 2610 130 002	OP OF BLDGS - OT SALARIES NON-INSTR BE	5,750.00	1,263.35	5,633.21	97.97	116.79	0.00	116.79
01 2610 130 003	OP OF BLDGS - OT SALARIES NON-INSTR PC	15,000.00	1,451.42	7,807.45	52.05	7,192.55	0.00	7,192.55
01 2610 130 004	OP OF BLDGS - OT SALARIES NON-INSTR HE	7,500.00	755.61	3,077.72	41.04	4,422.28	0.00	4,422.28
01 2610 130 005	OP OF BLDGS - OT SALARIES NON-INSTR BMS	14,000.00	935.55	4,945.93	35.33	9,054.07	0.00	9,054.07
01 2610 130 006	OP OF BLDGS - OT SALARIES NON-INSTR AP	7,500.00	1,123.10	4,999.83	66.66	2,500.17	0.00	2,500.17
01 2610 130 007	OP OF BLDGS - OT SALARIES NON-INSTR SE	7,500.00	404.96	3,050.67	40.68	4,449.33	0.00	4,449.33
01 2610 130 008	OP OF BLDGS - OT SALARIES NON-INSTR BSMS	15,000.00	2,031.72	9,674.61	64.50	5,325.39	0.00	5,325.39
01 2610 150 000	OP OF BLDGS - ADD'L COMP NON-INSTR DIST	54.00	2.40	9.60	17.78	44.40	0.00	44.40
01 2610 150 001	OP OF BLDGS - ADD'L COMP NON-INSTR HS	255.00	20.65	103.25	40.49	151.75	0.00	151.75
01 2610 150 002	OP OF BLDGS - ADD'L COMP NON-INSTR BE	114.00	9.92	49.60	43.51	64.40	0.00	64.40
01 2610 150 003	OP OF BLDGS - ADD'L COMP NON-INSTR PC	131.00	10.89	54.45	41.56	76.55	0.00	76.55
01 2610 150 004	OP OF BLDGS - ADD'L COMP NON-INSTR HE	145.00	12.03	60.15	41.48	84.85	0.00	84.85
01 2610 150 005	OP OF BLDGS - ADD'L COMP NON-INSTR BMS	380.00	17.15	85.75	22.57	294.25	0.00	294.25
01 2610 150 006	OP OF BLDGS - ADD'L COMP NON-INSTR AP	119.00	9.92	49.60	41.68	69.40	0.00	69.40
01 2610 150 007	OP OF BLDGS - ADD'L COMP NON-INSTR SE	123.00	10.25	51.25	41.67	71.75	0.00	71.75
01 2610 150 008	OP OF BLDGS - ADD'L COMP NON-INSTR BSMS	163.00	13.61	68.05	41.75	94.95	0.00	94.95
01 2610 156 000	OP OF BLDGS - ADD'L COMP PROF NON-CER DI	227.00	18.88	94.40	41.59	132.60	0.00	132.60
01 2610 210 000	OP OF BLDGS - GROUP INS NON-INSTR DIST	31.00	1.29	5.21	16.81	25.79	0.00	25.79
01 2610 210 001	OP OF BLDGS - GROUP INS NON-INSTR HS	9,650.00	804.05	4,020.25	41.66	5,629.75	0.00	5,629.75
01 2610 210 002	OP OF BLDGS - GROUP INS NON-INSTR BE	9,587.00	63.21	316.05	3.30	9,270.95	0.00	9,270.95
01 2610 210 003	OP OF BLDGS - GROUP INS NON-INSTR PC	9,587.00	798.85	3,994.25	41.66	5,592.75	0.00	5,592.75
01 2610 210 004	OP OF BLDGS - GROUP INS NON-INSTR HE	9,587.00	798.85	3,994.25	41.66	5,592.75	0.00	5,592.75
01 2610 210 005	OP OF BLDGS - GROUP INS NON-INSTR BMS	27,572.00	1,493.44	7,467.20	27.08	20,104.80	0.00	20,104.80
01 2610 210 006	OP OF BLDGS - GROUP INS NON-INSTR AP	63.00	5.20	26.00	41.27	37.00	0.00	37.00
01 2610 210 007	OP OF BLDGS - GROUP INS NON-INSTR SE	8,336.00	63.21	316.05	3.79	8,019.95	0.00	8,019.95
01 2610 210 008	OP OF BLDGS - GROUP INS NON-INSTR BSMS	696.00	63.21	316.05	45.41	379.95	0.00	379.95
01 2610 216 000	OP OF BLDGS - GROUP INS PROF NON-CER DIS	63.00	5.20	26.00	41.27	37.00	0.00	37.00
01 2610 220 000	OP OF BLDGS - SOC SEC NON-INSTR DIST	3,432.00	94.43	631.14	18.39	2,800.86	0.00	2,800.86
01 2610 220 001	OP OF BLDGS - SOC SEC NON-INSTR HS	9,565.00	737.52	3,645.42	38.11	5,919.58	0.00	5,919.58
01 2610 220 002	OP OF BLDGS - SOC SEC NON-INSTR BE	3,790.00	416.84	2,050.28	54.10	1,739.72	0.00	1,739.72
01 2610 220 003	OP OF BLDGS - SOC SEC NON-INSTR PC	5,000.00	426.45	2,211.54	44.23	2,788.46	0.00	2,788.46
01 2610 220 004	OP OF BLDGS - SOC SEC NON-INSTR HE	4,833.00	436.61	2,159.06	44.67	2,673.94	0.00	2,673.94
01 2610 220 005	OP OF BLDGS - SOC SEC NON-INSTR BMS	12,698.00	564.91	3,074.78	24.21	9,623.22	0.00	9,623.22
01 2610 220 006	OP OF BLDGS - SOC SEC NON-INSTR AP	4,520.00	391.68	1,969.85	43.58	2,550.15	0.00	2,550.15
01 2610 220 007	OP OF BLDGS - SOC SEC NON-INSTR SE	4,203.00	354.29	1,896.14	45.11	2,306.86	0.00	2,306.86
01 2610 220 008	OP OF BLDGS - SOC SEC NON-INSTR BSMS	6,348.00	579.04	2,880.97	45.38	3,467.03	0.00	3,467.03
01 2610 226 000	OP OF BLDGS - SOC SEC PROF NON-CERT DIST	7,120.00	593.37	2,966.85	41.67	4,153.15	0.00	4,153.15
01 2610 230 000	OP OF BLDGS - RETIREMENT NON-INSTR DIST	1,761.00	81.83	345.27	19.61	1,415.73	0.00	1,415.73
01 2610 230 001	OP OF BLDGS - RETIREMENT NON-INSTR HS	8,752.00	673.07	3,324.85	37.99	5,427.15	0.00	5,427.15
01 2610 230 002	OP OF BLDGS - RETIREMENT NON-INSTR BE	3,633.00	375.21	1,843.48	50.74	1,789.52	0.00	1,789.52
01 2610 230 003	OP OF BLDGS - RETIREMENT NON-INSTR PC	4,795.00	409.41	2,123.22	44.28	2,671.78	0.00	2,671.78
01 2610 230 004	OP OF BLDGS - RETIREMENT NON-INSTR HE	4,633.00	419.08	2,072.35	44.73	2,560.65	0.00	2,560.65
01 2610 230 005	OP OF BLDGS - RETIREMENT NON-INSTR BMS	11,754.00	541.97	2,913.83	24.79	8,840.17	0.00	8,840.17
01 2610 230 006	OP OF BLDGS - RETIREMENT NON-INSTR AP	3,915.00	340.68	1,714.34	43.79	2,200.66	0.00	2,200.66
01 2610 230 007	OP OF BLDGS - RETIREMENT NON-INSTR SE	4,029.00	313.58	1,687.69	41.89	2,341.31	0.00	2,341.31
01 2610 230 008	OP OF BLDGS - RETIREMENT NON-INSTR BSMS	5,719.00	532.45	2,648.57	46.31	3,070.43	0.00	3,070.43
01 2610 236 000	OP OF BLDGS - RETIRE PROF NON-CERT DIST	6,406.00	533.79	2,668.95	41.66	3,737.05	0.00	3,737.05
01 2610 237 000	OP OF BLDGS - INCR RET CONTR DIST	2,809.00	211.72	1,036.66	36.90	1,772.34	0.00	1,772.34
01 2610 237 001	OP OF BLDGS - INCR RET CONTR HS	3,010.00	231.49	1,143.51	37.99	1,866.49	0.00	1,866.49

Account Number	Account Description	Revised Budget	Expended During Month	Expenditures to Date	% of Budget	Balance at EOM	P/ O Outstanding	Unencumbered Balance
01 2610 237 002	OP OF BLDGS - INCR RET CONTR BE	1,249.00	129.04	634.01	50.76	614.99	0.00	614.99
01 2610 237 003	OP OF BLDGS - INCR RET CONTR PC	1,649.00	140.80	730.20	44.28	918.80	0.00	918.80
01 2610 237 004	OP OF BLDGS - INCR RET CONTR HE	1,593.00	144.13	712.72	44.74	880.28	0.00	880.28
01 2610 237 005	OP OF BLDGS - INCR RET CONTR BMS	4,042.00	186.40	1,002.12	24.79	3,039.88	0.00	3,039.88
01 2610 237 006	OP OF BLDGS - INCR RET CONTR AP	1,346.00	117.15	589.59	43.80	756.41	0.00	756.41
01 2610 237 007	OP OF BLDGS - INCR RET CONTR SE	1,386.00	107.85	580.43	41.88	805.57	0.00	805.57
01 2610 237 008	OP OF BLDGS - INCR RET CONTR BSMS	1,967.00	183.12	910.88	46.31	1,056.12	0.00	1,056.12
01 2610 280 000	OP OF BLDGS - HEALTH BEN NON-INSTR DIST	2,850.00	118.75	475.00	16.67	2,375.00	0.00	2,375.00
01 2610 280 001	OP OF BLDGS - HEALTH BEN NON-INSTR HS	5,700.00	475.00	2,375.00	41.67	3,325.00	0.00	3,325.00
01 2610 280 002	OP OF BLDGS - HEALTH BEN NON-INSTR BE	0.00	416.99	2,084.95	0.00	(2,084.95)	0.00	(2,084.95)
01 2610 280 004	OP OF BLDGS - HEALTH BEN NON-INSTR HE	0.00	0.00	0.00	0.00	0.00	0.00	0.00
01 2610 280 005	OP OF BLDGS - HEALTH BEN NON-INSTR BMS	5,700.00	104.26	521.30	9.15	5,178.70	0.00	5,178.70
01 2610 280 006	OP OF BLDGS - HEALTH BEN NON-INSTR AP	5,700.00	475.00	2,375.00	41.67	3,325.00	0.00	3,325.00
01 2610 280 007	OP OF BLDGS - HEALTH BEN NON-INSTR SE	0.00	416.99	2,084.95	0.00	(2,084.95)	0.00	(2,084.95)
01 2610 280 008	OP OF BLDGS - HEALTH BEN NON-INSTR BSMS	5,004.00	416.99	2,084.95	41.67	2,919.05	0.00	2,919.05
01 2610 286 000	OP OF BLDGS - HEALTH BEN PROF NON-CERT	5,700.00	475.00	2,375.00	41.67	3,325.00	0.00	3,325.00
01 2610 382 000	OP OF BLDGS - DISTANCE ED & TELECOM DIST	11,000.00	958.80	5,199.99	47.27	5,800.01	0.00	5,800.01
01 2610 382 001	OP OF BLDGS - DISTANCE ED & TELECOM HS	3,000.00	207.22	1,041.48	34.72	1,958.52	0.00	1,958.52
01 2610 382 002	OP OF BLDGS - DISTANCE ED & TELECOM BE	2,500.00	137.81	681.43	27.26	1,818.57	0.00	1,818.57
01 2610 382 003	OP OF BLDGS - DISTANCE ED & TELECOM PC	2,500.00	134.48	676.08	27.04	1,823.92	0.00	1,823.92
01 2610 382 004	OP OF BLDGS - DISTANCE ED & TELECOM HE	2,500.00	127.13	639.33	25.57	1,860.67	0.00	1,860.67
01 2610 382 005	OP OF BLDGS - DISTANCE ED & TELECOM BMS	1,500.00	67.16	337.66	22.51	1,162.34	0.00	1,162.34
01 2610 382 006	OP OF BLDGS - DISTANCE ED & TELECOM AP	2,500.00	158.91	799.15	31.97	1,700.85	0.00	1,700.85
01 2610 382 007	OP OF BLDGS - DISTANCE ED & TELECOM SE	2,500.00	63.56	414.09	16.56	2,085.91	0.00	2,085.91
01 2610 382 008	OP OF BLDGS - DISTANCE ED & TELECOM BSMS	1,500.00	95.34	522.04	34.80	977.96	0.00	977.96
01 2610 410 001	OP OF BLDGS - WATER & SEWER HS	12,000.00	0.00	0.00	0.00	12,000.00	0.00	12,000.00
01 2610 410 002	OP OF BLDGS - WATER & SEWER BE	9,000.00	0.00	0.00	0.00	9,000.00	0.00	9,000.00
01 2610 410 003	OP OF BLDGS - WATER & SEWER PC	5,000.00	0.00	0.00	0.00	5,000.00	0.00	5,000.00
01 2610 410 004	OP OF BLDGS - WATER & SEWER HE	5,000.00	0.00	0.00	0.00	5,000.00	0.00	5,000.00
01 2610 410 005	OP OF BLDGS - WATER & SEWER BMS	5,000.00	0.00	0.00	0.00	5,000.00	0.00	5,000.00
01 2610 410 006	OP OF BLDGS - WATER & SEWER AP	5,000.00	0.00	0.00	0.00	5,000.00	0.00	5,000.00
01 2610 410 007	OP OF BLDGS - WATER & SEWER SE	5,000.00	0.00	0.00	0.00	5,000.00	0.00	5,000.00
01 2610 410 008	OP OF BLDGS - WATER & SEWER BSMS	5,000.00	0.00	0.00	0.00	5,000.00	0.00	5,000.00
01 2610 431 000	OP OF BLDGS - REPAIRS & MAINT DIST	3,000.00	0.00	3,230.34	134.39	(230.34)	801.50	(1,031.84)
01 2610 431 001	OP OF BLDGS - REPAIRS & MAINT HS	200,000.00	5,823.25	34,142.13	26.25	165,857.87	18,355.27	147,502.60
01 2610 431 002	OP OF BLDGS - REPAIRS & MAINT BE	56,000.00	465.37	6,459.43	16.90	49,540.57	3,002.85	46,537.72
01 2610 431 003	OP OF BLDGS - REPAIRS & MAINT PC	25,000.00	1,528.13	5,774.69	27.44	19,225.31	1,085.25	18,140.06
01 2610 431 004	OP OF BLDGS - REPAIRS & MAINT HE	40,000.00	1,664.27	8,610.90	30.47	31,389.10	3,575.50	27,813.60
01 2610 431 005	OP OF BLDGS - REPAIRS & MAINT BMS	25,000.00	1,668.00	20,021.64	91.64	4,978.36	2,888.02	2,090.34
01 2610 431 006	OP OF BLDGS - REPAIRS & MAINT AP	25,000.00	0.00	12,257.71	52.28	12,742.29	812.50	11,929.79
01 2610 431 007	OP OF BLDGS - REPAIRS & MAINT SE	25,000.00	315.00	489.51	6.92	24,510.49	1,240.00	23,270.49
01 2610 431 008	OP OF BLDGS - REPAIRS & MAINT BSMS	15,000.00	415.00	2,927.29	20.55	12,072.71	155.00	11,917.71
01 2610 440 000	OP OF BLDGS - RENTALS DIST	120,650.00	14,510.00	72,079.63	59.79	48,570.37	62.87	48,507.50
01 2610 440 001	OP OF BLDGS - RENTALS HS	40,000.00	0.00	9,500.00	23.75	30,500.00	0.00	30,500.00
01 2610 440 002	OP OF BLDGS - RENTALS BE	3,000.00	37.50	2,687.50	89.58	312.50	0.00	312.50
01 2610 440 003	OP OF BLDGS - RENTALS PC	2,000.00	0.00	0.00	0.00	2,000.00	0.00	2,000.00
01 2610 440 004	OP OF BLDGS - RENTALS HE	2,000.00	0.00	1,235.67	61.78	764.33	0.00	764.33
01 2610 440 005	OP OF BLDGS - RENTALS BMS	10,000.00	0.00	2,500.00	25.00	7,500.00	0.00	7,500.00
01 2610 440 006	OP OF BLDGS - RENTALS AP	2,000.00	0.00	0.00	0.00	2,000.00	0.00	2,000.00
01 2610 440 007	OP OF BLDGS - RENTALS SE	2,000.00	0.00	0.00	0.00	2,000.00	0.00	2,000.00
01 2610 440 008	OP OF BLDGS - RENTALS BSMS	1,000.00	0.00	2,500.00	250.00	(1,500.00)	0.00	(1,500.00)
01 2610 520 000	OP OF BLDGS - LIABILITY INS DIST	0.00	0.00	0.00	0.00	0.00	0.00	0.00
01 2610 520 001	OP OF BLDGS - LIABILITY INS HS	33,750.00	0.00	37,177.37	110.16	(3,427.37)	0.00	(3,427.37)
01 2610 520 002	OP OF BLDGS - LIABILITY INS BE	33,750.00	0.00	37,177.37	110.16	(3,427.37)	0.00	(3,427.37)
01 2610 520 003	OP OF BLDGS - LIABILITY INS PC	33,750.00	0.00	37,177.37	110.16	(3,427.37)	0.00	(3,427.37)

Account Number	Account Description	Revised Budget	Expended During Month	Expenditures to Date	% of Budget	Balance at EOM	P/ O Outstanding	Unencumbered Balance
01 2610 520 004	OP OF BLDGS - LIABILITY INS HE	33,750.00	0.00	37,177.37	110.16	(3,427.37)	0.00	(3,427.37)
01 2610 520 005	OP OF BLDGS - LIABILITY INS BMS	33,750.00	0.00	37,177.38	110.16	(3,427.38)	0.00	(3,427.38)
01 2610 520 006	OP OF BLDGS - LIABILITY INS AP	33,750.00	0.00	37,177.38	110.16	(3,427.38)	0.00	(3,427.38)
01 2610 520 007	OP OF BLDGS - LIABILITY INS SE	33,750.00	0.00	37,177.38	110.16	(3,427.38)	0.00	(3,427.38)
01 2610 520 008	OP OF BLDGS - LIABILITY INS BSMS	33,750.00	0.00	37,177.38	110.16	(3,427.38)	0.00	(3,427.38)
01 2610 530 000	OP OF BLDGS - TELEPHONE DIST	1,000.00	0.00	0.00	0.00	1,000.00	0.00	1,000.00
01 2610 530 001	OP OF BLDGS - TELEPHONE HS	0.00	0.00	0.00	0.00	0.00	0.00	0.00
01 2610 530 002	OP OF BLDGS - TELEPHONE BE	0.00	0.00	0.00	0.00	0.00	0.00	0.00
01 2610 530 003	OP OF BLDGS - TELEPHONE PC	0.00	0.00	0.00	0.00	0.00	0.00	0.00
01 2610 530 004	OP OF BLDGS - TELEPHONE HE	0.00	0.00	0.00	0.00	0.00	0.00	0.00
01 2610 530 005	OP OF BLDGS - TELEPHONE BMS	0.00	0.00	0.00	0.00	0.00	0.00	0.00
01 2610 530 006	OP OF BLDGS - TELEPHONE AP	0.00	0.00	0.00	0.00	0.00	0.00	0.00
01 2610 530 007	OP OF BLDGS - TELEPHONE SE	0.00	0.00	0.00	0.00	0.00	0.00	0.00
01 2610 530 008	OP OF BLDGS - TELEPHONE BSMS	0.00	0.00	0.00	0.00	0.00	0.00	0.00
01 2610 531 000	OP OF BLDGS - POSTAGE DIST	30,000.00	0.00	1,399.41	4.66	28,600.59	0.00	28,600.59
01 2610 580 000	OP OF BLDGS - TRAVEL & MILEAGE DIST	300.00	0.00	0.00	0.00	300.00	0.00	300.00
01 2610 580 001	OP OF BLDGS - TRAVEL & MILEAGE HS	300.00	43.75	140.00	46.67	160.00	0.00	160.00
01 2610 580 002	OP OF BLDGS - TRAVEL & MILEAGE BE	300.00	0.00	0.00	0.00	300.00	0.00	300.00
01 2610 580 003	OP OF BLDGS - TRAVEL & MILEAGE PC	1,200.00	52.50	593.76	49.48	606.24	0.00	606.24
01 2610 580 004	OP OF BLDGS - TRAVEL & MILEAGE HE	1,200.00	108.75	440.00	36.67	760.00	0.00	760.00
01 2610 580 005	OP OF BLDGS - TRAVEL & MILEAGE BMS	1,200.00	33.75	137.50	11.46	1,062.50	0.00	1,062.50
01 2610 580 006	OP OF BLDGS - TRAVEL & MILEAGE AP	1,200.00	0.00	166.88	13.91	1,033.12	0.00	1,033.12
01 2610 580 007	OP OF BLDGS - TRAVEL & MILEAGE SE	1,200.00	0.00	63.38	5.28	1,136.62	0.00	1,136.62
01 2610 580 008	OP OF BLDGS - TRAVEL & MILEAGE BSMS	1,200.00	41.88	608.77	50.73	591.23	0.00	591.23
01 2610 610 000	OP OF BLDGS - SUPPLIES DIST	22,000.00	423.01	13,918.02	71.41	8,081.98	1,792.12	6,289.86
01 2610 610 001	OP OF BLDGS - SUPPLIES HS	24,500.00	2,654.95	13,542.49	67.41	10,957.51	2,973.60	7,983.91
01 2610 610 002	OP OF BLDGS - SUPPLIES BE	24,500.00	911.68	8,807.26	47.03	15,692.74	2,716.19	12,976.55
01 2610 610 003	OP OF BLDGS - SUPPLIES PC	24,500.00	723.24	9,944.59	49.76	14,555.41	2,245.46	12,309.95
01 2610 610 004	OP OF BLDGS - SUPPLIES HE	24,500.00	1,796.28	7,296.23	36.00	17,203.77	1,523.56	15,680.21
01 2610 610 005	OP OF BLDGS - SUPPLIES BMS	24,500.00	4,111.36	10,097.64	58.35	14,402.36	4,199.08	10,203.28
01 2610 610 006	OP OF BLDGS - SUPPLIES AP	24,500.00	1,899.33	12,954.09	61.97	11,545.91	2,228.59	9,317.32
01 2610 610 007	OP OF BLDGS - SUPPLIES SE	24,500.00	813.44	10,498.79	49.66	14,001.21	1,667.34	12,333.87
01 2610 610 008	OP OF BLDGS - SUPPLIES BSMS	24,500.00	4,031.30	33,901.67	140.76	(9,401.67)	584.41	(9,986.08)
01 2610 621 000	OP OF BLDGS - UTILITY ENERGY DIST	28,000.00	1,797.00	8,985.00	32.09	19,015.00	0.00	19,015.00
01 2610 621 001	OP OF BLDGS - UTILITY ENERGY HS	241,000.00	20,463.99	104,774.38	43.47	136,225.62	0.00	136,225.62
01 2610 621 002	OP OF BLDGS - UTILITY ENERGY BE	129,730.00	10,068.00	50,340.00	38.80	79,390.00	0.00	79,390.00
01 2610 621 003	OP OF BLDGS - UTILITY ENERGY PC	85,000.00	8,153.38	40,777.80	47.97	44,222.20	0.00	44,222.20
01 2610 621 004	OP OF BLDGS - UTILITY ENERGY HE	85,000.00	6,103.00	29,997.00	35.29	55,003.00	0.00	55,003.00
01 2610 621 005	OP OF BLDGS - UTILITY ENERGY BMS	125,000.00	10,622.00	53,110.00	42.49	71,890.00	0.00	71,890.00
01 2610 621 006	OP OF BLDGS - UTILITY ENERGY AP	89,000.00	8,141.00	40,705.00	45.74	48,295.00	0.00	48,295.00
01 2610 621 007	OP OF BLDGS - UTILITY ENERGY SE	89,000.00	6,173.16	44,829.37	50.37	44,170.63	0.00	44,170.63
01 2610 621 008	OP OF BLDGS - UTILITY ENERGY BSMS	125,000.00	12,555.00	66,797.30	53.44	58,202.70	0.00	58,202.70
01 2610 626 000	OP OF BLDGS - GAS & OIL DIST	12,000.00	274.50	4,046.06	33.72	7,953.94	0.00	7,953.94
01 2610 733 000	OP OF BLDGS - FURN & EQUIP DIST	5,000.00	0.00	46.00	0.92	4,954.00	0.00	4,954.00
01 2610 733 001	OP OF BLDGS - FURN & EQUIP HS	12,000.00	0.00	1,757.32	14.64	10,242.68	0.00	10,242.68
01 2610 733 002	OP OF BLDGS - FURN & EQUIP BE	12,000.00	0.00	0.00	0.00	12,000.00	0.00	12,000.00
01 2610 733 003	OP OF BLDGS - FURN & EQUIP PC	12,000.00	0.00	0.00	0.00	12,000.00	0.00	12,000.00
01 2610 733 004	OP OF BLDGS - FURN & EQUIP HE	12,000.00	0.00	0.00	0.00	12,000.00	0.00	12,000.00
01 2610 733 005	OP OF BLDGS - FURN & EQUIP BMS	12,000.00	99.98	99.98	2.01	11,900.02	140.97	11,759.05
01 2610 733 006	OP OF BLDGS - FURN & EQUIP AP	12,000.00	0.00	61.86	0.52	11,938.14	0.00	11,938.14
01 2610 733 007	OP OF BLDGS - FURN & EQUIP SE	12,000.00	0.00	9,961.14	83.01	2,038.86	0.00	2,038.86
01 2610 733 008	OP OF BLDGS - FURN & EQUIP BSMS	12,000.00	0.00	15,135.17	126.13	(3,135.17)	0.00	(3,135.17)
01 2610 810 000	OP OF BLDGS - DUES & FEES DIST	5,000.00	0.00	11,834.00	236.68	(6,834.00)	0.00	(6,834.00)
01 2610 810 001	OP OF BLDGS - DUES & FEES HS	5,000.00	0.00	0.00	0.00	5,000.00	0.00	5,000.00
01 2610 810 002	OP OF BLDGS - DUES & FEES BE	1,000.00	0.00	0.00	(5.00)	1,000.00	(50.00)	1,050.00

Account Number	Account Description	Revised Budget	Expended During Month	Expenditures to Date	% of Budget	Balance at EOM	P/ O Outstanding	Unencumbered Balance
01 2610 810 003	OP OF BLDGS - DUES & FEES PC	1,000.00	0.00	0.00	0.00	1,000.00	0.00	1,000.00
01 2610 810 004	OP OF BLDGS - DUES & FEES HE	1,000.00	0.00	0.00	0.00	1,000.00	0.00	1,000.00
01 2610 810 005	OP OF BLDGS - DUES & FEES BMS	1,000.00	0.00	0.00	0.00	1,000.00	0.00	1,000.00
01 2610 810 006	OP OF BLDGS - DUES & FEES AP	1,000.00	0.00	0.00	0.00	1,000.00	0.00	1,000.00
01 2610 810 007	OP OF BLDGS - DUES & FEES SE	1,000.00	0.00	0.00	0.00	1,000.00	0.00	1,000.00
01 2610 810 008	OP OF BLDGS - DUES & FEES BSMS	1,000.00	0.00	0.00	0.00	1,000.00	0.00	1,000.00
01 2610 890 000	OP OF BLDGS - OTHER MISC DIST	1,500.00	0.00	0.00	0.00	1,500.00	0.00	1,500.00
01 2610 890 001	OP OF BLDGS - OTHER MISC HS	4,500.00	0.00	0.00	0.00	4,500.00	0.00	4,500.00
01 2610 890 002	OP OF BLDGS - OTHER MISC BE	4,500.00	0.00	0.00	0.00	4,500.00	0.00	4,500.00
01 2610 890 003	OP OF BLDGS - OTHER MISC PC	4,000.00	0.00	0.00	0.00	4,000.00	0.00	4,000.00
01 2610 890 004	OP OF BLDGS - OTHER MISC HE	4,000.00	0.00	0.00	0.00	4,000.00	0.00	4,000.00
01 2610 890 005	OP OF BLDGS - OTHER MISC BMS	1,500.00	0.00	0.00	0.00	1,500.00	0.00	1,500.00
01 2610 890 006	OP OF BLDGS - OTHER MISC AP	4,000.00	0.00	0.00	0.00	4,000.00	0.00	4,000.00
01 2610 890 007	OP OF BLDGS - OTHER MISC SE	4,000.00	0.00	0.00	0.00	4,000.00	0.00	4,000.00
01 2610 890 008	OP OF BLDGS - OTHER MISC BSMS	4,000.00	0.00	0.00	0.00	4,000.00	0.00	4,000.00
2610	OP OF BLDGS	3,378,159.00	205,291.97	1,481,506.41	45.39	1,896,652.59	52,000.08	1,844,652.51
2620	MAINT OF BLDGS							
01 2620 340 000	MAINT OF BLDGS - CONTR SERVICES DIST	125,000.00	70,042.91	162,198.79	135.31	(37,198.79)	6,944.03	(44,142.82)
01 2620 340 001	MAINT OF BLDGS - CONTR SERVICES HS	125,000.00	1,324.81	43,020.55	162.54	81,979.45	160,152.32	(78,172.87)
01 2620 340 002	MAINT OF BLDGS - CONTR SERVICES BE	150,000.00	617.06	12,037.59	8.74	137,962.41	1,065.00	136,897.41
01 2620 340 003	MAINT OF BLDGS - CONTR SERVICES PC	50,000.00	536.34	17,852.81	37.66	32,147.19	975.00	31,172.19
01 2620 340 004	MAINT OF BLDGS - CONTR SERVICES HE	25,000.00	514.92	19,720.79	86.38	5,279.21	1,875.23	3,403.98
01 2620 340 005	MAINT OF BLDGS - CONTR SERVICES BMS	10,000.00	701.82	21,531.48	253.82	(11,531.48)	3,850.13	(15,381.61)
01 2620 340 006	MAINT OF BLDGS - CONTR SERVICES AP	10,000.00	981.14	17,510.90	189.06	(7,510.90)	1,395.00	(8,905.90)
01 2620 340 007	MAINT OF BLDGS - CONTR SERVICES SE	10,000.00	566.82	3,180.08	58.55	6,819.92	2,675.00	4,144.92
01 2620 340 008	MAINT OF BLDGS - CONTR SERVICES BSMS	10,000.00	556.97	24,208.12	254.33	(14,208.12)	1,225.00	(15,433.12)
01 2620 420 000	MAINT OF BLDGS - CLEANING SERVICES DIST	31,500.00	3,881.00	9,288.77	29.49	22,211.23	0.00	22,211.23
01 2620 420 001	MAINT OF BLDGS - CLEANING SERVICES HS	250,000.00	22,114.00	106,994.21	42.80	143,005.79	0.00	143,005.79
01 2620 420 002	MAINT OF BLDGS - CLEANING SERVICES BE	155,000.00	7,570.00	37,497.42	24.19	117,502.58	0.00	117,502.58
01 2620 420 003	MAINT OF BLDGS - CLEANING SERVICES PC	155,000.00	7,828.00	38,500.59	24.84	116,499.41	0.00	116,499.41
01 2620 420 004	MAINT OF BLDGS - CLEANING SERVICES HE	155,000.00	7,293.00	36,125.73	23.31	118,874.27	0.00	118,874.27
01 2620 420 005	MAINT OF BLDGS - CLEANING SERVICES BMS	65,000.00	22,690.00	40,724.81	62.65	24,275.19	0.00	24,275.19
01 2620 420 006	MAINT OF BLDGS - CLEANING SERVICES AP	155,000.00	8,127.00	40,357.16	26.04	114,642.84	0.00	114,642.84
01 2620 420 007	MAINT OF BLDGS - CLEANING SERVICES SE	155,000.00	7,364.00	40,447.43	26.10	114,552.57	0.00	114,552.57
01 2620 420 008	MAINT OF BLDGS - CLEANING SERVICES BSMS	155,000.00	14,219.00	65,531.04	42.28	89,468.96	0.00	89,468.96
01 2620 431 000	MAINT OF BLDGS - REPAIRS & MAINT DIST	50,000.00	0.00	0.00	0.00	50,000.00	0.00	50,000.00
01 2620 490 000	MAINT OF BLDGS - OTHER PROP SERV DIST	8,000.00	169.74	820.41	10.26	7,179.59	0.00	7,179.59
01 2620 490 001	MAINT OF BLDGS - OTHER PROP SERV HS	14,000.00	0.00	648.00	4.63	13,352.00	0.00	13,352.00
01 2620 490 002	MAINT OF BLDGS - OTHER PROP SERV BE	1,800.00	0.00	180.00	10.00	1,620.00	0.00	1,620.00
01 2620 490 003	MAINT OF BLDGS - OTHER PROP SERV PC	1,200.00	0.00	36.00	3.00	1,164.00	0.00	1,164.00
01 2620 490 004	MAINT OF BLDGS - OTHER PROP SERV HE	1,200.00	0.00	108.00	9.00	1,092.00	0.00	1,092.00
01 2620 490 005	MAINT OF BLDGS - OTHER PROP SERV BMS	1,500.00	0.00	156.00	10.40	1,344.00	0.00	1,344.00
01 2620 490 006	MAINT OF BLDGS - OTHER PROP SERV AP	1,200.00	0.00	36.00	3.00	1,164.00	0.00	1,164.00
01 2620 490 007	MAINT OF BLDGS - OTHER PROP SERV SE	1,200.00	0.00	72.00	6.00	1,128.00	0.00	1,128.00
01 2620 490 008	MAINT OF BLDGS - OTHER PROP SERV BSMS	1,500.00	0.00	36.00	2.40	1,464.00	0.00	1,464.00
2620	MAINT OF BLDGS	1,873,100.00	177,098.53	738,820.68	49.06	1,134,279.32	180,156.71	954,122.61
2660	SECURITY							
01 2660 340 000	SECURITY - OTHER PROF SERVICES DIST	51,500.00	607.86	70,822.49	172.07	(19,322.49)	17,791.00	(37,113.49)
01 2660 340 001	SECURITY - OTHER PROF SERVICES HS	2,000.00	0.00	0.00	18.88	2,000.00	377.50	1,622.50
01 2660 340 002	SECURITY - OTHER PROF SERVICES BE	950.00	0.00	0.00	0.00	950.00	0.00	950.00
01 2660 340 003	SECURITY - OTHER PROF SERVICES PC	950.00	0.00	0.00	0.00	950.00	0.00	950.00
01 2660 340 004	SECURITY - OTHER PROF SERVICES HE	800.00	0.00	0.00	0.00	800.00	0.00	800.00
01 2660 340 005	SECURITY - OTHER PROF SERVICES BMS	1,000.00	0.00	0.00	0.00	1,000.00	0.00	1,000.00
01 2660 340 006	SECURITY - OTHER PROF SERVICES AP	1,000.00	0.00	0.00	0.00	1,000.00	0.00	1,000.00

02/10/2023 12:05 PM

Regular; Processing Month 01/2023; Active Chart of Account Number True

User ID: LEL

Account Number	Account Description	Revised Budget	Expended During Month	Expenditures to Date	% of Budget	Balance at EOM	P/ O Outstanding	Unencumbered Balance
01 2660 340 007	SECURITY - OTHER PROF SERVICES SE	1,000.00	0.00	3,543.75	354.38	(2,543.75)	0.00	(2,543.75)
01 2660 340 008	SECURITY - OTHER PROF SERVICES BSMS	1,000.00	0.00	4,961.25	496.13	(3,961.25)	0.00	(3,961.25)
01 2660 431 000	SECURITY - REPAIRS & MAINT DIST	1,000.00	0.00	0.00	0.00	1,000.00	0.00	1,000.00
01 2660 431 001	SECURITY - REPAIRS & MAINT HS	1,000.00	0.00	0.00	0.00	1,000.00	0.00	1,000.00
01 2660 431 002	SECURITY - REPAIRS & MAINT BE	500.00	0.00	0.00	0.00	500.00	0.00	500.00
01 2660 431 003	SECURITY - REPAIRS & MAINT PC	500.00	0.00	0.00	0.00	500.00	0.00	500.00
01 2660 431 004	SECURITY - REPAIRS & MAINT HE	500.00	0.00	0.00	0.00	500.00	0.00	500.00
01 2660 431 005	SECURITY - REPAIRS & MAINT BMS	500.00	0.00	0.00	0.00	500.00	0.00	500.00
01 2660 431 006	SECURITY - REPAIRS & MAINT AP	500.00	0.00	0.00	0.00	500.00	0.00	500.00
01 2660 431 007	SECURITY - REPAIRS & MAINT SE	500.00	0.00	0.00	0.00	500.00	0.00	500.00
01 2660 431 008	SECURITY - REPAIRS & MAINT BSMS	500.00	0.00	0.00	0.00	500.00	0.00	500.00
01 2660 590 000	SECURITY - PURCHASED SERVICES DIST	15,000.00	0.00	5,444.00	41.89	9,556.00	840.00	8,716.00
01 2660 590 001	SECURITY - PURCHASED SERVICES HS	1,000.00	0.00	885.18	172.52	114.82	840.00	(725.18)
01 2660 590 002	SECURITY - PURCHASED SERVICES BE	800.00	0.00	882.50	110.31	(82.50)	0.00	(82.50)
01 2660 590 003	SECURITY - PURCHASED SERVICES PC	800.00	0.00	0.00	0.00	800.00	0.00	800.00
01 2660 590 004	SECURITY - PURCHASED SERVICES HE	800.00	0.00	281.25	140.16	518.75	840.00	(321.25)
01 2660 590 005	SECURITY - PURCHASED SERVICES BMS	1,000.00	0.00	2,175.86	217.59	(1,175.86)	0.00	(1,175.86)
01 2660 590 006	SECURITY - PURCHASED SERVICES AP	800.00	0.00	0.00	0.00	800.00	0.00	800.00
01 2660 590 007	SECURITY - PURCHASED SERVICES SE	800.00	0.00	41,900.00	5,237.50	(41,100.00)	0.00	(41,100.00)
01 2660 590 008	SECURITY - PURCHASED SERVICES BSMS	1,000.00	1,000.00	41,380.00	4,138.00	(40,380.00)	0.00	(40,380.00)
01 2660 610 000	SECURITY - SUPPLIES DIST	3,000.00	0.00	0.00	0.00	3,000.00	0.00	3,000.00
01 2660 610 001	SECURITY - SUPPLIES HS	500.00	0.00	0.00	0.00	500.00	0.00	500.00
01 2660 610 002	SECURITY - SUPPLIES BE	400.00	0.00	0.00	0.00	400.00	0.00	400.00
01 2660 610 003	SECURITY - SUPPLIES PC	400.00	0.00	0.00	0.00	400.00	0.00	400.00
01 2660 610 004	SECURITY - SUPPLIES HE	400.00	0.00	0.00	0.00	400.00	0.00	400.00
01 2660 610 005	SECURITY - SUPPLIES BMS	500.00	0.00	0.00	0.00	500.00	0.00	500.00
01 2660 610 006	SECURITY - SUPPLIES AP	400.00	0.00	0.00	0.00	400.00	0.00	400.00
01 2660 610 007	SECURITY - SUPPLIES SE	400.00	0.00	61.31	15.33	338.69	0.00	338.69
01 2660 610 008	SECURITY - SUPPLIES BSMS	500.00	0.00	0.00	0.00	500.00	0.00	500.00
01 2660 733 000	SECURITY - FURN & FIXTURES DIST	9,000.00	0.00	0.00	0.00	9,000.00	0.00	9,000.00
01 2660 733 001	SECURITY - FURN & FIXTURES HS	9,500.00	0.00	0.00	0.00	9,500.00	0.00	9,500.00
01 2660 733 002	SECURITY - FURN & FIXTURES BE	6,500.00	0.00	0.00	0.00	6,500.00	0.00	6,500.00
01 2660 733 003	SECURITY - FURN & FIXTURES PC	6,500.00	0.00	0.00	0.00	6,500.00	0.00	6,500.00
01 2660 733 004	SECURITY - FURN & FIXTURES HE	6,500.00	0.00	0.00	0.00	6,500.00	0.00	6,500.00
01 2660 733 005	SECURITY - FURN & FIXTURES BMS	8,500.00	0.00	0.00	0.00	8,500.00	0.00	8,500.00
01 2660 733 006	SECURITY - FURN & FIXTURES AP	6,500.00	0.00	0.00	0.00	6,500.00	0.00	6,500.00
01 2660 733 007	SECURITY - FURN & FIXTURES SE	6,500.00	0.00	0.00	0.00	6,500.00	0.00	6,500.00
01 2660 733 008	SECURITY - FURN & FIXTURES BSMS	6,500.00	0.00	0.00	0.00	6,500.00	0.00	6,500.00
2660	SECURITY	160,200.00	1,607.86	172,337.59	120.49	(12,137.59)	20,688.50	(32,826.09)
2710	REGULAR PUPIL TRANSPORTATION							
01 2710 110 000	REG TRANSP - SALARIES NON-INSTR	189,523.00	17,512.98	109,059.63	57.54	80,463.37	0.00	80,463.37
01 2710 120 000	REG TRANSP - SUBS NON-INSTR	5,000.00	0.00	0.00	0.00	5,000.00	0.00	5,000.00
01 2710 130 000	REG TRANSP - OT SALARIES NON-INSTR	6,500.00	535.50	2,469.99	38.00	4,030.01	0.00	4,030.01
01 2710 150 000	REG TRANSP - ADD'L COMP NON-INSTR	138.00	7.18	28.72	20.81	109.28	0.00	109.28
01 2710 210 000	REG TRANSP - GROUP INS NON-INSTR	975.00	36.07	160.37	16.45	814.63	0.00	814.63
01 2710 220 000	REG TRANSP - SOC SEC NON-INSTR	15,836.00	1,408.50	8,643.28	54.58	7,192.72	0.00	7,192.72
01 2710 230 000	REG TRANSP - RETIREMENT NON-INSTR	14,408.00	1,285.36	7,554.63	52.43	6,853.37	0.00	6,853.37
01 2710 237 000	REG TRANSP - INCR RET CONTR	4,955.00	442.09	2,598.18	52.44	2,356.82	0.00	2,356.82
01 2710 280 000	REG TRANSP - HEALTH BEN NON-INSTR DIST	5,850.00	356.25	1,425.00	24.36	4,425.00	0.00	4,425.00
01 2710 332 000	REG TRANSP - MILEAGE TO PARENTS	10,000.00	0.00	0.00	0.00	10,000.00	0.00	10,000.00
01 2710 340 000	REG TRANSP - OTHER PROF SERVICES	10,000.00	0.00	28,556.59	285.57	(18,556.59)	0.00	(18,556.59)
01 2710 490 000	REG TRANSP - REPAIRS & MAINT	85,000.00	3,206.33	63,933.28	86.40	21,066.72	9,504.83	11,561.89
01 2710 510 000	REG TRANSP - CONTR STUDENT TRANSP	0.00	0.00	0.00	0.00	0.00	0.00	0.00
01 2710 510 001	REG TRANSP - CONTR STUDENT TRANSP HS	0.00	0.00	0.00	0.00	0.00	0.00	0.00
01 2710 519 000	REG TRANSP - ST TRANSP OTHER SOURCES	362,208.00	28,554.65	81,875.63	28.53	280,332.37	21,460.64	258,871.73

BPS Monthly Expenditure Report by Function
 Regular; Processing Month 01/2023; Active Chart of Account Number True

Account Number	Account Description	Revised Budget	Expended During Month	Expenditures to Date	% of Budget	Balance at EOM	P/ O Outstanding	Unencumbered Balance
01 2710 519 001	REG TRANSP - ST TRANSP OTHER SOURCES HS	35,000.00	0.00	0.00	4.23	35,000.00	1,478.84	33,521.16
01 2710 610 000	REG TRANSP - SUPPLIES	10,000.00	74.98	8,454.67	122.48	1,545.33	3,793.11	(2,247.78)
01 2710 626 000	REG TRANSP - GAS & OIL	85,000.00	6,182.28	43,279.11	51.49	41,720.89	487.82	41,233.07
01 2710 732 000	REG TRANSP - VEHICLE ACQUISITION	200,000.00	0.00	0.00	0.00	200,000.00	0.00	200,000.00
01 2710 810 000	REG TRANSP - DUES & FEES	12,500.00	2,925.59	10,219.25	114.46	2,280.75	4,088.00	(1,807.25)
01 2710 890 000	REG TRANSP - OTHER MISC	6,000.00	0.00	0.00	0.00	6,000.00	0.00	6,000.00
2710	REGULAR PUPIL TRANSPORTATION	1,058,893.00	62,527.76	368,258.33	38.63	690,634.67	40,813.24	649,821.43
2712	SCHOOL AGE SPEC ED TRANSPORT							
01 2712 110 000	SPED TRANSP - SALARIES NON-INSTR	153,065.00	13,179.45	79,232.40	51.76	73,832.60	0.00	73,832.60
01 2712 112 000	SPED TRANSP - SALARIES INSTR AIDES	10,100.00	861.12	5,319.40	52.67	4,780.60	0.00	4,780.60
01 2712 120 000	SPED TRANSP - SUB NON-INSTR	1,500.00	0.00	0.00	0.00	1,500.00	0.00	1,500.00
01 2712 130 000	SPED TRANSP - OT SALARIES NON-INSTR	2,000.00	175.85	1,055.90	52.80	944.10	0.00	944.10
01 2712 150 000	SPED TRANSP - ADD'L COMP NON-INSTR	335.00	291.88	1,459.40	435.64	(1,124.40)	0.00	(1,124.40)
01 2712 152 000	SPED TRANSP - ADD'L COMP INSTR AIDES	26.00	2.62	13.10	50.38	12.90	0.00	12.90
01 2712 210 000	SPED TRANSP - GROUP INS NON-INSTR	312.00	646.32	3,224.92	1,033.63	(2,912.92)	0.00	(2,912.92)
01 2712 212 000	SPED TRANSP - GROUP INS INSTR AIDES	31.00	2.59	13.01	41.97	17.99	0.00	17.99
01 2712 220 000	SPED TRANSP - SOC SEC NON-INSTR	12,921.00	1,093.20	6,499.68	50.30	6,421.32	0.00	6,421.32
01 2712 222 000	SPED TRANSP - SOC SEC INSTR AIDES	775.00	65.81	406.68	52.47	368.32	0.00	368.32
01 2712 230 000	SPED TRANSP - RETIREMENT NON-INSTR	11,397.00	981.61	5,901.14	51.78	5,495.86	0.00	5,495.86
01 2712 232 000	SPED TRANSP - RETIREMENT INSTR AIDES	742.00	63.29	390.97	52.69	351.03	0.00	351.03
01 2712 237 000	SPED TRANSP - INCR RET CONTR	4,175.00	359.34	2,164.00	51.83	2,011.00	0.00	2,011.00
01 2712 280 000	SPED TRANSP - HEALTH BEN NON-INSTR	12,000.00	722.58	3,612.90	30.11	8,387.10	0.00	8,387.10
01 2712 332 000	SPED TRANSP - MILEAGE TO PARENTS	500.00	0.00	0.00	0.00	500.00	0.00	500.00
01 2712 490 000	SPED TRANSP - REPAIRS & MAINT	20,000.00	0.00	785.40	5.68	19,214.60	350.00	18,864.60
01 2712 519 000	SPED TRANSP - ST TRANSP OTHER SOURCES	45,000.00	5,880.44	5,880.44	13.07	39,119.56	0.00	39,119.56
01 2712 626 000	SPED TRANSP - GAS & OIL	35,000.00	2,175.06	15,788.33	45.11	19,211.67	0.00	19,211.67
01 2712 732 000	SPED TRANSP - VEHICLE ACQUISITION	55,000.00	0.00	0.00	0.00	55,000.00	0.00	55,000.00
01 2712 890 000	SPED TRANSP - OTHER MISC	5,000.00	0.00	0.00	0.00	5,000.00	0.00	5,000.00
2712	SCHOOL AGE SPEC ED TRANSPORT	369,879.00	26,501.16	131,747.67	35.71	238,131.33	350.00	237,781.33
3400	CATEGORICAL GRANTS FROM CORPORATIONS & O							
01 3400 890 000	CAT GRANTS FROM CORP - OTHER MISC DIST	0.00	0.00	0.00	0.00	0.00	300.00	(300.00)
3400	CATEGORICAL GRANTS FROM CORPORATIONS & O	0.00	0.00	0.00	0.00	0.00	300.00	(300.00)
3535	HIGH ABILITY LEARNERS							
01 3535 111 000	HAL - SALARIES TEACHERS DIST	0.00	0.00	0.00	0.00	0.00	0.00	0.00
01 3535 111 002	HAL - SALARIES TEACHERS BE	18,583.00	1,277.67	6,388.35	34.38	12,194.65	0.00	12,194.65
01 3535 111 003	HAL - SALARIES TEACHERS PC	33,901.00	2,825.06	14,125.30	41.67	19,775.70	0.00	19,775.70
01 3535 111 004	HAL - SALARIES TEACHERS HE	32,975.00	2,747.88	13,739.40	41.67	19,235.60	0.00	19,235.60
01 3535 111 005	HAL - SALARIES TEACHERS BMS	18,584.00	1,277.67	6,388.35	34.38	12,195.65	0.00	12,195.65
01 3535 111 006	HAL - SALARIES TEACHERS AP	32,975.00	2,747.87	13,739.35	41.67	19,235.65	0.00	19,235.65
01 3535 111 007	HAL - SALARIES TEACHERS SE	33,901.00	2,825.07	14,125.35	41.67	19,775.65	0.00	19,775.65
01 3535 111 008	HAL - SALARIES TEACHERS BSMS	19,148.00	1,316.39	6,581.95	34.37	12,566.05	0.00	12,566.05
01 3535 151 000	HAL - ADD'L COMP TEACHERS DIST	0.00	0.00	0.00	0.00	0.00	0.00	0.00
01 3535 151 002	HAL - ADD'L COMP TEACHERS BE	48.00	0.00	0.00	0.00	48.00	0.00	48.00
01 3535 151 003	HAL - ADD'L COMP TEACHERS PC	88.00	7.34	36.70	41.70	51.30	0.00	51.30
01 3535 151 004	HAL - ADD'L COMP TEACHERS HE	86.00	7.15	35.75	41.57	50.25	0.00	50.25
01 3535 151 005	HAL - ADD'L COMP TEACHERS BMS	48.00	0.00	0.00	0.00	48.00	0.00	48.00
01 3535 151 006	HAL - ADD'L COMP TEACHERS AP	86.00	7.14	35.70	41.51	50.30	0.00	50.30
01 3535 151 007	HAL - ADD'L COMP TEACHERS SE	88.00	7.35	36.75	41.76	51.25	0.00	51.25
01 3535 151 008	HAL - ADD'L COMP TEACHERS BSMS	50.00	0.00	0.00	0.00	50.00	0.00	50.00
01 3535 211 000	HAL - GROUP INS TEACHERS DIST	0.00	0.00	0.00	0.00	0.00	0.00	0.00
01 3535 211 002	HAL - GROUP INS TEACHERS BE	5,640.00	1.72	6.88	0.12	5,633.12	0.00	5,633.12
01 3535 211 003	HAL - GROUP INS TEACHERS PC	4,824.00	399.42	1,997.10	41.40	2,826.90	0.00	2,826.90
01 3535 211 004	HAL - GROUP INS TEACHERS HE	31.00	2.60	13.00	41.94	18.00	0.00	18.00
01 3535 211 005	HAL - GROUP INS TEACHERS BMS	5,640.00	1.72	6.88	0.12	5,633.12	0.00	5,633.12

02/10/2023 12:05 PM

Regular; Processing Month 01/2023; Active Chart of Account Number True

User ID: LEL

Account Number	Account Description	Revised Budget	Expended During Month	Expenditures to Date	% of Budget	Balance at EOM	P/ O Outstanding	Unencumbered Balance
01 3535 734 006	HAL - HARDWARE AP	0.00	0.00	0.00	0.00	0.00	0.00	0.00
01 3535 734 007	HAL - HARDWARE SE	0.00	0.00	0.00	0.00	0.00	0.00	0.00
01 3535 734 008	HAL - HARDWARE BSMS	0.00	0.00	0.00	0.00	0.00	0.00	0.00
01 3535 735 002	HAL - SOFTWARE BE	0.00	0.00	0.00	0.00	0.00	0.00	0.00
01 3535 735 003	HAL - SOFTWARE PC	0.00	0.00	0.00	0.00	0.00	0.00	0.00
01 3535 735 004	HAL - SOFTWARE HE	0.00	0.00	0.00	0.00	0.00	0.00	0.00
01 3535 735 005	HAL - SOFTWARE BMS	0.00	0.00	0.00	0.00	0.00	0.00	0.00
01 3535 735 006	HAL - SOFTWARE AP	0.00	0.00	0.00	0.00	0.00	0.00	0.00
01 3535 735 007	HAL - SOFTWARE SE	0.00	0.00	0.00	0.00	0.00	0.00	0.00
01 3535 735 008	HAL - SOFTWARE BSMS	0.00	0.00	0.00	0.00	0.00	0.00	0.00
01 3535 810 000	HAL - DUES & FEES DIST	0.00	0.00	180.00	0.00	(180.00)	450.00	(630.00)
01 3535 810 001	HAL - DUES & FEES HS	300.00	0.00	0.00	0.00	300.00	0.00	300.00
01 3535 810 002	HAL - DUES & FEES BE	1,500.00	0.00	0.00	0.00	1,500.00	0.00	1,500.00
01 3535 810 003	HAL - DUES & FEES PC	300.00	0.00	0.00	0.00	300.00	0.00	300.00
01 3535 810 004	HAL - DUES & FEES HE	300.00	0.00	0.00	0.00	300.00	0.00	300.00
01 3535 810 005	HAL - DUES & FEES BMS	300.00	0.00	0.00	0.00	300.00	0.00	300.00
01 3535 810 006	HAL - DUES & FEES AP	300.00	0.00	0.00	0.00	300.00	0.00	300.00
01 3535 810 007	HAL - DUES & FEES SE	300.00	0.00	0.00	0.00	300.00	0.00	300.00
01 3535 810 008	HAL - DUES & FEES BSMS	300.00	0.00	0.00	0.00	300.00	0.00	300.00
01 3535 890 001	HAL - OTHER MISC HS	0.00	0.00	0.00	0.00	0.00	0.00	0.00
01 3535 890 002	HAL - OTHER MISC BE	750.00	0.00	0.00	0.00	750.00	0.00	750.00
01 3535 890 003	HAL - OTHER MISC PC	750.00	0.00	0.00	0.00	750.00	0.00	750.00
01 3535 890 004	HAL - OTHER MISC HE	750.00	0.00	0.00	0.00	750.00	0.00	750.00
01 3535 890 005	HAL - OTHER MISC BMS	750.00	0.00	0.00	0.00	750.00	0.00	750.00
01 3535 890 006	HAL - OTHER MISC AP	750.00	0.00	0.00	0.00	750.00	0.00	750.00
01 3535 890 007	HAL - OTHER MISC SE	750.00	0.00	0.00	0.00	750.00	0.00	750.00
01 3535 890 008	HAL - OTHER MISC BSMS	750.00	0.00	0.00	0.00	750.00	0.00	750.00
3535	HIGH ABILITY LEARNERS	270,702.00	19,276.08	100,455.99	37.33	170,246.01	601.44	169,644.57
3599	OTHER STATE CATEGORICAL PROGRAMS							
01 3599 610 004	MENTAL HEALTH GRANT	0.00	0.00	4,814.20	0.00	(4,814.20)	583.23	(5,397.43)
3599	OTHER STATE CATEGORICAL PROGRAMS	0.00	0.00	4,814.20	0.00	(4,814.20)	583.23	(5,397.43)
4300	ARCH & ENGINEERING							
01 4300 340 000	ARCH & ENGINEERING - OTHER PROF SERVICES	0.00	0.00	0.00	0.00	0.00	0.00	0.00
4300	ARCH & ENGINEERING	0.00	0.00	0.00	0.00	0.00	0.00	0.00
5000	DEBT SERVICES							
01 5000 807 000	REPAYMENT OF TAXES FOR REVALUED PROP	0.00	0.00	0.00	0.00	0.00	0.00	0.00
01 5000 831 000	DEBT SERVICE - REDEMPTION/PRINCIPAL DIST	1,000,000.00	0.00	0.00	0.00	1,000,000.00	0.00	1,000,000.00
01 5000 832 000	DEBT SERVICE - INTEREST DIST	500,000.00	0.00	0.00	0.00	500,000.00	0.00	500,000.00
5000	DEBT SERVICES	1,500,000.00	0.00	0.00	0.00	1,500,000.00	0.00	1,500,000.00
6200	TITLE I, PART A ESSA IMPROV THE ACADEM							
01 6200 111 002	TITLE 1 ESSA - SALARIES TEACHERS BE	77,435.00	6,323.81	31,619.05	40.83	45,815.95	0.00	45,815.95
01 6200 151 002	TITLE 1 ESSA - ADD'L COMP TEACHERS BE	202.00	16.44	82.20	40.69	119.80	0.00	119.80
01 6200 211 002	TITLE 1 ESSA - GROUP INS TEACHERS BE	25,587.00	1,987.87	9,939.35	38.85	15,647.65	0.00	15,647.65
01 6200 221 002	TITLE 1 ESSA - SOC SEC TEACHERS BE	5,939.00	482.90	2,414.50	40.65	3,524.50	0.00	3,524.50
01 6200 231 002	TITLE 1 ESSA - RETIREMENT TEACHERS BE	5,706.00	464.80	2,324.00	40.73	3,382.00	0.00	3,382.00
01 6200 237 002	TITLE 1 ESSA - INCR RET CONTR BE	1,962.00	159.86	799.30	40.74	1,162.70	0.00	1,162.70
01 6200 320 001	TITLE I, PART A ESSA - PROF ED SERV	0.00	0.00	0.00	0.00	0.00	0.00	0.00
01 6200 320 002	TITLE I, PART A ESSA - PROF ED SERV	750.00	0.00	0.00	0.00	750.00	0.00	750.00
01 6200 580 001	TITLE 1 ESSA - TRAVEL & MILEAGE HS	100.00	0.00	0.00	0.00	100.00	0.00	100.00
01 6200 580 002	TITLE 1 ESSA - TRAVEL & MILEAGE BE	100.00	0.00	0.00	0.00	100.00	0.00	100.00
01 6200 580 003	TITLE 1 ESSA - TRAVEL & MILEAGE PC	100.00	0.00	0.00	0.00	100.00	0.00	100.00
01 6200 610 002	TITLE 1 ESSA - SUPPLIES BE	250.00	0.00	0.00	0.00	250.00	0.00	250.00
01 6200 610 003	TITLE 1 ESSA - SUPPLIES PC	250.00	0.00	0.00	0.00	250.00	0.00	250.00
01 6200 610 004	TITLE 1 ESSA - SUPPLIES HE	250.00	0.00	0.00	0.00	250.00	0.00	250.00

Account Number	Account Description	Revised Budget	Expended During Month	Expenditures to Date	% of Budget	Balance at EOM	P/ O Outstanding	Unencumbered Balance
01 6404 610 002	IDEA B BASE - SUPPLIES BE	0.00	0.00	0.00	0.00	0.00	0.00	0.00
01 6404 610 006	IDEA B BASE - SUPPLIES AP	0.00	0.00	0.00	0.00	0.00	2,197.50	(2,197.50)
6404	IDEA PART B(611) BASE ALLOC BIRTH TO 4	0.00	0.00	0.00	0.00	0.00	2,197.50	(2,197.50)
6406	IDEA PRESCHOOL(619) BASE ALLOC							
01 6406 111 002	IDEA PRESCH - SALARIES TEACHERS BE	0.00	0.00	0.00	0.00	0.00	0.00	0.00
01 6406 111 006	IDEA PRESCH - SALARIES TEACHERS AP	0.00	0.00	0.00	0.00	0.00	0.00	0.00
01 6406 211 002	IDEA PRESCH - GROUP INS TEACHERS BE	0.00	0.00	0.00	0.00	0.00	0.00	0.00
01 6406 211 006	IDEA PRESCH - GROUP INS TEACHERS AP	0.00	0.00	0.00	0.00	0.00	0.00	0.00
01 6406 221 002	IDEA PRESCH - SOC SEC TEACHERS BE	0.00	0.00	0.00	0.00	0.00	0.00	0.00
01 6406 221 006	IDEA PRESCH - SOC SEC TEACHERS AP	0.00	0.00	0.00	0.00	0.00	0.00	0.00
01 6406 231 002	IDEA PRESCH - RETIREMENT TEACHERS BE	0.00	0.00	0.00	0.00	0.00	0.00	0.00
01 6406 231 006	IDEA PRESCH - RETIREMENT TEACHERS AP	0.00	0.00	0.00	0.00	0.00	0.00	0.00
01 6406 237 002	IDEA PRESCH - INCR RET CONTR BE	0.00	0.00	0.00	0.00	0.00	0.00	0.00
01 6406 237 006	IDEA PRESCH - INCR RET CONTR AP	0.00	0.00	0.00	0.00	0.00	0.00	0.00
01 6406 320 000	IDEA PRESCH - PROF ED SERVICES	0.00	0.00	0.00	0.00	0.00	0.00	0.00
01 6406 610 002	IDEA PRESCH - SUPPLIES BE	0.00	0.00	0.00	0.00	0.00	0.00	0.00
01 6406 610 006	IDEA PRESCH - SUPPLIES AP	4,478.00	131.70	25,355.10	577.80	(20,877.10)	518.84	(21,395.94)
6406	IDEA PRESCHOOL(619) BASE ALLOC	4,478.00	131.70	25,355.10	577.80	(20,877.10)	518.84	(21,395.94)
6408	IDEA PART B-611-BASE-EP							
01 6408 111 000	IDEA E/P - SALARIES TEACHERS DIST	19,976.00	1,378.19	6,890.95	34.50	13,085.05	0.00	13,085.05
01 6408 111 006	IDEA E/P - SALARIES TEACHERS AP	354,055.00	29,479.49	147,397.45	52.79	206,657.55	39,500.00	167,157.55
01 6408 112 006	IDEA E/P - SALARIES INSTR AIDES AP	97,692.00	6,999.26	44,910.39	45.97	52,781.61	0.00	52,781.61
01 6408 122 006	IDEA E/P - SUBS AIDES/ASST AP	2,500.00	154.22	690.12	27.60	1,809.88	0.00	1,809.88
01 6408 123 006	IDEA E/P - SUB TEACHERS AP	3,000.00	0.00	247.50	8.25	2,752.50	0.00	2,752.50
01 6408 151 000	IDEA E/P - ADD'L COMP TEACHERS DIST	52.00	3.58	17.90	34.42	34.10	0.00	34.10
01 6408 151 006	IDEA E/P - ADD'L COMP TEACHERS AP	1,292.00	107.52	1,598.46	123.72	(306.46)	0.00	(306.46)
01 6408 152 006	IDEA E/P - ADD'L COMP AIDES AP	102.00	0.00	0.00	0.00	102.00	0.00	102.00
01 6408 211 000	IDEA E/P - GROUP INS TEACHERS DIST	4,874.00	320.62	1,603.10	32.89	3,270.90	0.00	3,270.90
01 6408 211 006	IDEA E/P - GROUP INS TEACHERS AP	51,199.00	4,266.60	21,333.00	41.67	29,866.00	0.00	29,866.00
01 6408 212 006	IDEA E/P - GROUP INS INSTR AIDES AP	375.00	31.20	124.80	33.28	250.20	0.00	250.20
01 6408 221 000	IDEA E/P - SOC SEC TEACHERS DIST	1,532.00	102.57	512.85	33.48	1,019.15	0.00	1,019.15
01 6408 221 006	IDEA E/P - SOC SEC TEACHERS AP	28,152.00	2,314.08	11,651.59	41.39	16,500.41	0.00	16,500.41
01 6408 222 006	IDEA E/P - SOC SEC INSTR AIDES AP	7,672.00	546.30	3,483.74	45.41	4,188.26	0.00	4,188.26
01 6408 223 002	IDEA E/P - SOC SEC SUB TEACHERS BE	230.00	0.00	0.00	0.00	230.00	0.00	230.00
01 6408 223 006	IDEA E/P - SOC SEC SUB TEACHERS AP	0.00	0.00	18.94	0.00	(18.94)	0.00	(18.94)
01 6408 231 000	IDEA E/P - RETIREMENT TEACHERS/PROF	1,468.00	101.30	506.50	34.50	961.50	0.00	961.50
01 6408 231 006	IDEA E/P - RETIREMENT TEACHERS AP	26,118.00	2,169.01	10,909.47	41.77	15,208.53	0.00	15,208.53
01 6408 232 006	IDEA E/P - RETIREMENT INSTR AIDES AP	7,180.00	514.44	3,300.90	45.97	3,879.10	0.00	3,879.10
01 6408 233 006	IDEA E/P - RETIREMENT SUB TEACHERS AP	0.00	0.00	18.19	0.00	(18.19)	0.00	(18.19)
01 6408 237 000	IDEA E/P - INCR RET CONTR DIST	505.00	34.84	174.20	34.50	330.80	0.00	330.80
01 6408 237 006	IDEA E/P - INCR RET CONTR AP	8,982.00	922.90	4,893.50	54.48	4,088.50	0.00	4,088.50
01 6408 281 006	IDEA E/P - HEALTH BEN TEACHERS AP	12,651.00	1,054.26	5,271.30	41.67	7,379.70	0.00	7,379.70
01 6408 320 002	IDEA E/P - PROF ED SERVICES BE	2,000.00	0.00	0.00	0.00	2,000.00	0.00	2,000.00
01 6408 320 006	IDEA E/P - PROF ED SERVICES AP	1,750.00	52.50	1,015.00	58.00	735.00	0.00	735.00
01 6408 334 000	IDEA E/P - MILEAGE TO PARENTS DIST	7,000.00	1,137.50	6,035.00	86.21	965.00	0.00	965.00
01 6408 562 001 098	IDEA E/P - SPED TUITION TO OTHER DIST HS	5,000.00	0.00	0.00	0.00	5,000.00	0.00	5,000.00
01 6408 580 000	IDEA E/P - TRAVEL & MILEAGE DIST	1,500.00	66.88	927.46	61.83	572.54	0.00	572.54
01 6408 580 001	IDEA E/P - TRAVEL & MILEAGE HS	1,000.00	0.00	0.00	0.00	1,000.00	0.00	1,000.00
01 6408 580 002	IDEA E/P - TRAVEL & MILEAGE BE	0.00	0.00	0.00	0.00	0.00	0.00	0.00
01 6408 580 003	IDEA E/P - TRAVEL & MILEAGE PC	0.00	0.00	0.00	0.00	0.00	0.00	0.00
01 6408 580 004	IDEA E/P - TRAVEL & MILEAGE HE	0.00	0.00	0.00	0.00	0.00	0.00	0.00
01 6408 580 006	IDEA E/P - TRAVEL & MILEAGE AP	1,200.00	0.00	0.00	0.00	1,200.00	0.00	1,200.00
01 6408 590 000	IDEA E/P - PURCHASED SERVICES DIST	170,000.00	9,531.96	47,527.34	27.96	122,472.66	0.00	122,472.66
01 6408 590 001	IDEA E/P - PURCHASED SERVICES HS	15,000.00	0.00	0.00	0.00	15,000.00	0.00	15,000.00

Account Number	Account Description	Revised Budget	Expended During Month	Expenditures to Date	% of Budget	Balance at EOM	P/ O Outstanding	Unencumbered Balance
01 6925 610 002	TITLE III ESSA ELL - SUPPLIES BE	0.00	0.00	0.00	0.00	0.00	0.00	0.00
01 6925 610 006	TITLE III ESSA ELL - SUPPLIES AP	0.00	0.00	0.00	0.00	0.00	0.00	0.00
6925	TITLE III ESSA - LIMITED ENG PROF GRANT	0.00	0.00	0.00	0.00	0.00	0.00	0.00
6926	TITLE III ESSA - IMMIGRANT EDUCATION							
01 6926 610 000	TITLE III ESSA IMMIGRANT - SUPPLIES DIST	0.00	0.00	0.00	0.00	0.00	0.00	0.00
6926	TITLE III ESSA - IMMIGRANT EDUCATION	0.00	0.00	0.00	0.00	0.00	0.00	0.00
6990	OTHER FED CATEGORICAL RECEIPTS							
01 6990 610 002	TITLE III ESSA IMMIGRANT - SUPPLIES BE	0.00	0.00	0.00	0.00	0.00	0.00	0.00
01 6990 610 006	TITLE III ESSA IMMIGRANT - SUPPLIES AP	0.00	0.00	0.00	0.00	0.00	0.00	0.00
6990	OTHER FED CATEGORICAL RECEIPTS	0.00	0.00	0.00	0.00	0.00	0.00	0.00
6997	ESSER II							
01 6997 111 000	ESSER II - SALARIES TEACHERS DIST	0.00	0.00	0.00	0.00	0.00	0.00	0.00
01 6997 111 002	ESSER II - SALARIES TEACHERS BE	0.00	0.00	0.00	0.00	0.00	0.00	0.00
01 6997 151 000	ESSER II - ADD'L COMP TEACHERS DIST	0.00	0.00	0.00	0.00	0.00	0.00	0.00
01 6997 151 002	ESSER II - ADD'L COMP TEACHERS BE	0.00	0.00	0.00	0.00	0.00	0.00	0.00
01 6997 211 000	ESSER II - GROUP INS TEACHERS/PROF DIST	0.00	0.00	0.00	0.00	0.00	0.00	0.00
01 6997 211 002	ESSER II - GROUP INS TEACHERS/PROF BE	0.00	0.00	0.00	0.00	0.00	0.00	0.00
01 6997 221 000	ESSER II - SOC SEC TEACHERS/PROF DIST	0.00	0.00	0.00	0.00	0.00	0.00	0.00
01 6997 221 002	ESSER II - SOC SEC TEACHERS/PROF BE	0.00	0.00	0.00	0.00	0.00	0.00	0.00
01 6997 231 000	ESSER II - RETIREMENT TEACHERS/PROF DIST	0.00	0.00	0.00	0.00	0.00	0.00	0.00
01 6997 231 002	ESSER II - RETIREMENT TEACHERS/PROF BE	0.00	0.00	0.00	0.00	0.00	0.00	0.00
01 6997 237 000	ESSER II - INCR RET CONTR DIST	0.00	0.00	0.00	0.00	0.00	0.00	0.00
01 6997 237 002	ESSER II - INCR RET CONTR BE	0.00	0.00	0.00	0.00	0.00	0.00	0.00
01 6997 281 000	ESSER II - HEALTH BEN TEACHERS/PROF DIST	0.00	0.00	0.00	0.00	0.00	0.00	0.00
01 6997 281 002	ESSER II - HEALTH BEN TEACHERS/PROF BE	0.00	0.00	0.00	0.00	0.00	0.00	0.00
6997	ESSER II	0.00	0.00	0.00	0.00	0.00	0.00	0.00
6998	ESSER III							
01 6998 640 000	ESSER III - BOOKS & PERIODICALS DIST	0.00	0.00	0.00	0.00	0.00	0.00	0.00
01 6998 640 002	ESSER III - BOOKS & PERIODICALS BE	0.00	0.00	0.00	0.00	0.00	0.00	0.00
01 6998 640 003	ESSER III - BOOKS & PERIODICALS PC	0.00	0.00	0.00	0.00	0.00	0.00	0.00
01 6998 640 004	ESSER III - BOOKS & PERIODICALS HE	0.00	0.00	0.00	0.00	0.00	0.00	0.00
01 6998 640 005	ESSER III - BOOKS & PERIODICALS BMS	0.00	0.00	0.00	0.00	0.00	0.00	0.00
01 6998 640 006	ESSER III - BOOKS & PERIODICALS AP	0.00	0.00	0.00	0.00	0.00	0.00	0.00
01 6998 640 007	ESSER III - BOOKS & PERIODICALS SE	0.00	0.00	0.00	0.00	0.00	0.00	0.00
01 6998 640 008	ESSER III - BOOKS & PERIODICALS BSMS	0.00	0.00	0.00	0.00	0.00	0.00	0.00
6998	ESSER III	0.00	0.00	0.00	0.00	0.00	0.00	0.00
8000	TRANSFERS (OUTGOING)							
01 8000 912 001	TRANSFERS TO SCHOOL NUTRITION FUND HS	0.00	0.00	0.00	0.00	0.00	0.00	0.00
01 8000 912 002	TRANSFERS TO SCHOOL NUTRITION FUND BE	0.00	0.00	0.00	0.00	0.00	0.00	0.00
01 8000 912 003	TRANSFERS TO SCHOOL NUTRITION FUND PC	0.00	0.00	0.00	0.00	0.00	0.00	0.00
01 8000 912 004	TRANSFERS TO SCHOOL NUTRITION FUND HE	0.00	0.00	0.00	0.00	0.00	0.00	0.00
01 8000 912 006	TRANSFERS TO SCHOOL NUTRITION FUND AP	0.00	0.00	0.00	0.00	0.00	0.00	0.00
01 8000 913 001	TRANSFERS TO ACTIVITY FUND HS	25,000.00	0.00	0.00	0.00	25,000.00	0.00	25,000.00
01 8000 913 002	TRANSFERS TO ACTIVITY FUND BE	4,000.00	0.00	0.00	0.00	4,000.00	0.00	4,000.00
01 8000 913 003	TRANSFERS TO ACTIVITY FUND PC	4,000.00	0.00	0.00	0.00	4,000.00	0.00	4,000.00
01 8000 913 004	TRANSFERS TO ACTIVITY FUND HE	4,000.00	0.00	0.00	0.00	4,000.00	0.00	4,000.00
01 8000 913 005	TRANSFERS TO ACTIVITY FUND BMS	4,000.00	0.00	0.00	0.00	4,000.00	0.00	4,000.00
01 8000 913 006	TRANSFERS TO ACTIVITY FUND AP	4,000.00	0.00	0.00	0.00	4,000.00	0.00	4,000.00
01 8000 913 007	TRANSFERS TO ACTIVITY FUND SE	4,000.00	0.00	0.00	0.00	4,000.00	0.00	4,000.00
01 8000 913 008	TRANSFERS TO ACTIVITY FUND BSMS	4,000.00	0.00	0.00	0.00	4,000.00	0.00	4,000.00
8000	TRANSFERS (OUTGOING)	53,000.00	0.00	0.00	0.00	53,000.00	0.00	53,000.00
9000	NON-PROGRAM EXPENDITURES							
01 9000 890 000	NON-PROG EXP - OTHER MISC DIST	1,373,000.00	0.00	0.00	0.00	1,373,000.00	0.00	1,373,000.00

BPS Monthly Expenditure Report by Function
 Regular; Processing Month 01/2023; Active Chart of Account Number True

Account Number	Account Description	Revised Budget	Expended During Month	Expenditures to Date	% of Budget	Balance at EOM	P/ O Outstanding	Unencumbered Balance
01 9000 890 001	NON-PROG EXP - OTHER MISC HS	0.00	0.00	0.00	0.00	0.00	0.00	0.00
01 9000 890 002	NON-PROG EXP - OTHER MISC BE	0.00	0.00	0.00	0.00	0.00	0.00	0.00
01 9000 890 003	NON-PROG EXP - OTHER MISC PC	0.00	0.00	0.00	0.00	0.00	0.00	0.00
01 9000 890 004	NON-PROG EXP - OTHER MISC HE	0.00	0.00	0.00	0.00	0.00	0.00	0.00
01 9000 890 005	NON-PROG EXP - OTHER MISC BMS	0.00	0.00	0.00	0.00	0.00	0.00	0.00
01 9000 890 006	NON-PROG EXP - OTHER MISC AP	0.00	0.00	0.00	0.00	0.00	0.00	0.00
01 9000 890 007	NON-PROG EXP - OTHER MISC SE	0.00	0.00	0.00	0.00	0.00	0.00	0.00
01 9000 890 008	NON-PROG EXP - OTHER MISC BSMS	0.00	0.00	0.00	0.00	0.00	0.00	0.00
9000	NON-PROGRAM EXPENDITURES	1,373,000.00	0.00	0.00	0.00	1,373,000.00	0.00	1,373,000.00
01	GENERAL FUND CHECKING	51,023,743.00	3,537,188.80	19,847,510.50	40.16	31,176,232.50	644,241.36	30,531,991.14

Account Number	Account Description	Revised Budget	Expended During Month	Expenditures to Date	% of Budget	Balance at EOM	P/ O Outstanding	Unencumbered Balance
02	NUTRITION SERVICES							
3100	FOOD SERVICE OPERATIONS							
02 3100 110 000	SALARIES COOKS DIST	0.00	6,693.75	33,468.75	0.00	(33,468.75)	0.00	(33,468.75)
02 3100 110 001	SALARIES COOKS HS	0.00	8,147.63	50,935.88	0.00	(50,935.88)	0.00	(50,935.88)
02 3100 110 002	SALARIES COOKS BE	0.00	5,270.66	32,243.08	0.00	(32,243.08)	0.00	(32,243.08)
02 3100 110 003	SALARIES COOKS PC	0.00	5,328.44	33,788.91	0.00	(33,788.91)	0.00	(33,788.91)
02 3100 110 004	SALARIES COOKS HE	0.00	4,454.29	28,194.15	0.00	(28,194.15)	0.00	(28,194.15)
02 3100 110 005	SALARIES COOKS BMS	0.00	6,586.40	40,348.90	0.00	(40,348.90)	0.00	(40,348.90)
02 3100 110 006	SALARIES COOKS AP	0.00	4,540.13	28,300.54	0.00	(28,300.54)	0.00	(28,300.54)
02 3100 110 007	SALARIES COOKS SE	0.00	4,407.18	27,320.79	0.00	(27,320.79)	0.00	(27,320.79)
02 3100 110 008	SALARIES COOKS BSMS	0.00	7,181.08	41,340.14	0.00	(41,340.14)	0.00	(41,340.14)
02 3100 120 001	SUB COOK SALARIES HS	0.00	767.73	3,793.88	0.00	(3,793.88)	0.00	(3,793.88)
02 3100 120 002	SUB COOK SALARIES BE	0.00	822.32	3,356.29	0.00	(3,356.29)	0.00	(3,356.29)
02 3100 120 003	SUB COOK SALARIES PC	0.00	117.51	693.51	0.00	(693.51)	0.00	(693.51)
02 3100 120 004	SUB COOK SALARIES HE	0.00	839.53	5,508.23	0.00	(5,508.23)	0.00	(5,508.23)
02 3100 120 005	SUB COOK SALARIES BMS	0.00	181.42	1,348.54	0.00	(1,348.54)	0.00	(1,348.54)
02 3100 120 006	SUB COOK SALARIES AP	0.00	0.00	208.22	0.00	(208.22)	0.00	(208.22)
02 3100 120 007	SUB COOK SALARIES SE	0.00	0.00	0.00	0.00	0.00	0.00	0.00
02 3100 120 008	SUB COOK SALARIES BSMS	0.00	0.00	0.00	0.00	0.00	0.00	0.00
02 3100 130 000	OT COOKS DIST	0.00	0.00	0.00	0.00	0.00	0.00	0.00
02 3100 130 001	OT COOKS HS	0.00	0.00	0.00	0.00	0.00	0.00	0.00
02 3100 130 002	OT COOKS BE	0.00	0.00	0.00	0.00	0.00	0.00	0.00
02 3100 130 003	OT COOKS PC	0.00	0.00	0.00	0.00	0.00	0.00	0.00
02 3100 130 004	OT COOKS HE	0.00	0.00	0.00	0.00	0.00	0.00	0.00
02 3100 130 005	OT COOKS BMS	0.00	0.00	0.00	0.00	0.00	0.00	0.00
02 3100 130 006	OT COOKS AP	0.00	149.18	174.63	0.00	(174.63)	0.00	(174.63)
02 3100 130 007	OT COOKS SE	0.00	0.00	0.00	0.00	0.00	0.00	0.00
02 3100 130 008	OT COOKS BSMS	0.00	20.10	312.77	0.00	(312.77)	0.00	(312.77)
02 3100 150 000	ADD'L COMP COOKS DIST	0.00	17.40	87.00	0.00	(87.00)	0.00	(87.00)
02 3100 150 001	ADD'L COMP COOKS HS	0.00	17.04	104.76	0.00	(104.76)	0.00	(104.76)
02 3100 150 002	ADD'L COMP COOKS BE	0.00	16.08	80.40	0.00	(80.40)	0.00	(80.40)
02 3100 150 003	ADD'L COMP COOKS PC	0.00	11.02	55.10	0.00	(55.10)	0.00	(55.10)
02 3100 150 004	ADD'L COMP COOKS HE	0.00	11.79	58.95	0.00	(58.95)	0.00	(58.95)
02 3100 150 005	ADD'L COMP COOKS BMS	0.00	17.22	80.82	0.00	(80.82)	0.00	(80.82)
02 3100 150 006	ADD'L COMP COOKS AP	0.00	10.23	51.15	0.00	(51.15)	0.00	(51.15)
02 3100 150 007	ADD'L COMP COOKS SE	0.00	7.11	35.55	0.00	(35.55)	0.00	(35.55)
02 3100 150 008	ADD'L COMP COOKS BSMS	0.00	17.87	89.35	0.00	(89.35)	0.00	(89.35)
02 3100 210 000	GROUP INS COOKS DIST	0.00	2,137.49	10,687.45	0.00	(10,687.45)	0.00	(10,687.45)
02 3100 210 001	GROUP INS COOKS HS	0.00	616.78	3,099.50	0.00	(3,099.50)	0.00	(3,099.50)
02 3100 210 002	GROUP INS COOKS BE	0.00	606.38	3,031.90	0.00	(3,031.90)	0.00	(3,031.90)
02 3100 210 003	GROUP INS COOKS PC	0.00	20.80	104.72	0.00	(104.72)	0.00	(104.72)
02 3100 210 004	GROUP INS COOKS HE	0.00	606.38	3,031.90	0.00	(3,031.90)	0.00	(3,031.90)
02 3100 210 005	GROUP INS COOKS BMS	0.00	616.78	3,078.70	0.00	(3,078.70)	0.00	(3,078.70)
02 3100 210 006	GROUP INS COOKS AP	0.00	42.54	212.56	0.00	(212.56)	0.00	(212.56)
02 3100 210 007	GROUP INS COOKS SE	0.00	606.38	3,015.72	0.00	(3,015.72)	0.00	(3,015.72)
02 3100 210 008	GROUP INS COOKS BSMS	0.00	614.18	3,055.30	0.00	(3,055.30)	0.00	(3,055.30)
02 3100 220 000	SOC SEC COOKS DIST	0.00	503.86	2,519.30	0.00	(2,519.30)	0.00	(2,519.30)
02 3100 220 001	SOC SEC COOKS HS	0.00	682.86	4,192.45	0.00	(4,192.45)	0.00	(4,192.45)
02 3100 220 002	SOC SEC COOKS BE	0.00	417.65	2,480.94	0.00	(2,480.94)	0.00	(2,480.94)
02 3100 220 003	SOC SEC COOKS PC	0.00	436.10	2,735.24	0.00	(2,735.24)	0.00	(2,735.24)
02 3100 220 004	SOC SEC COOKS HE	0.00	366.48	2,385.67	0.00	(2,385.67)	0.00	(2,385.67)
02 3100 220 005	SOC SEC COOKS BMS	0.00	518.02	3,191.00	0.00	(3,191.00)	0.00	(3,191.00)
02 3100 220 006	SOC SEC COOKS AP	0.00	373.07	2,265.95	0.00	(2,265.95)	0.00	(2,265.95)
02 3100 220 007	SOC SEC COOKS SE	0.00	337.19	2,090.26	0.00	(2,090.26)	0.00	(2,090.26)
02 3100 220 008	SOC SEC COOKS BSMS	0.00	551.26	3,189.78	0.00	(3,189.78)	0.00	(3,189.78)

Account Number	Account Description	Revised Budget	Expended During Month	Expenditures to Date	% of Budget	Balance at EOM	P/ O Outstanding	Unencumbered Balance
02 3100 230 000	RETIREMENT COOKS DIST	0.00	491.99	2,459.95	0.00	(2,459.95)	0.00	(2,459.95)
02 3100 230 001	RETIREMENT COOKS HS	0.00	598.85	3,743.79	0.00	(3,743.79)	0.00	(3,743.79)
02 3100 230 002	RETIREMENT COOKS BE	0.00	387.39	2,369.86	0.00	(2,369.86)	0.00	(2,369.86)
02 3100 230 003	RETIREMENT COOKS PC	0.00	391.65	2,483.49	0.00	(2,483.49)	0.00	(2,483.49)
02 3100 230 004	RETIREMENT COOKS HE	0.00	327.39	2,072.29	0.00	(2,072.29)	0.00	(2,072.29)
02 3100 230 005	RETIREMENT COOKS BMS	0.00	484.09	2,965.64	0.00	(2,965.64)	0.00	(2,965.64)
02 3100 230 006	RETIREMENT COOKS AP	0.00	344.66	2,092.93	0.00	(2,092.93)	0.00	(2,092.93)
02 3100 230 007	RETIREMENT COOKS SE	0.00	323.93	1,983.32	0.00	(1,983.32)	0.00	(1,983.32)
02 3100 230 008	RETIREMENT COOKS BSMS	0.00	520.53	3,035.37	0.00	(3,035.37)	0.00	(3,035.37)
02 3100 237 000	INCR RET CONTR DIST	0.00	169.20	846.00	0.00	(846.00)	0.00	(846.00)
02 3100 237 001	INCR RET CONTR HS	0.00	205.96	1,287.57	0.00	(1,287.57)	0.00	(1,287.57)
02 3100 237 002	INCR RET CONTR BE	0.00	133.23	815.05	0.00	(815.05)	0.00	(815.05)
02 3100 237 003	INCR RET CONTR PC	0.00	134.69	854.11	0.00	(854.11)	0.00	(854.11)
02 3100 237 004	INCR RET CONTR HE	0.00	112.59	712.70	0.00	(712.70)	0.00	(712.70)
02 3100 237 005	INCR RET CONTR BMS	0.00	166.49	1,019.94	0.00	(1,019.94)	0.00	(1,019.94)
02 3100 237 006	INCR RET CONTR AP	0.00	118.53	719.80	0.00	(719.80)	0.00	(719.80)
02 3100 237 007	INCR RET CONTR SE	0.00	111.40	682.09	0.00	(682.09)	0.00	(682.09)
02 3100 237 008	INCR RET CONTR BSMS	0.00	179.01	1,043.93	0.00	(1,043.93)	0.00	(1,043.93)
02 3100 280 000	HEALTH BEN COOKS DIST	0.00	0.00	0.00	0.00	0.00	0.00	0.00
02 3100 280 001	HEALTH BEN NON-INSTR HS	0.00	0.00	0.00	0.00	0.00	0.00	0.00
02 3100 280 002	HEALTH BEN NON-INSTR BE	0.00	0.00	0.00	0.00	0.00	0.00	0.00
02 3100 280 003	HEALTH BEN NON-INSTR PC	0.00	250.00	1,250.00	0.00	(1,250.00)	0.00	(1,250.00)
02 3100 280 004	HEALTH BEN NON-INSTR HE	0.00	0.00	0.00	0.00	0.00	0.00	0.00
02 3100 280 005	HEALTH BEN NON-INSTR BMS	0.00	0.00	0.00	0.00	0.00	0.00	0.00
02 3100 280 006	HEALTH BEN NON-INSTR AP	0.00	250.00	1,250.00	0.00	(1,250.00)	0.00	(1,250.00)
02 3100 280 007	HEALTH BEN NON-INSTR SE	0.00	0.00	0.00	0.00	0.00	0.00	0.00
02 3100 280 008	HEALTH BEN NON-INSTR BSMS	0.00	0.00	0.00	0.00	0.00	0.00	0.00
02 3100 431 001	REPAIRS & MAINT HS	0.00	0.00	2,280.70	0.00	(2,280.70)	999.79	(3,280.49)
02 3100 431 002	REPAIRS & MAINT BE	0.00	0.00	4,335.70	0.00	(4,335.70)	0.00	(4,335.70)
02 3100 431 003	REPAIRS & MAINT PC	0.00	1,885.84	4,284.97	0.00	(4,284.97)	2,752.34	(7,037.31)
02 3100 431 004	REPAIRS & MAINT HE	0.00	1,143.00	2,283.70	0.00	(2,283.70)	0.00	(2,283.70)
02 3100 431 005	REPAIRS & MAINT BMS	0.00	0.00	3,998.14	0.00	(3,998.14)	0.00	(3,998.14)
02 3100 431 006	REPAIRS & MAINT AP	0.00	0.00	0.00	0.00	0.00	0.00	0.00
02 3100 431 007	REPAIRS & MAINT SE	0.00	0.00	0.00	0.00	0.00	0.00	0.00
02 3100 431 008	REPAIRS & MAINT BSMS	0.00	0.00	0.00	0.00	0.00	0.00	0.00
02 3100 440 001	RENTALS HS	0.00	0.00	0.00	0.00	0.00	0.00	0.00
02 3100 440 002	RENTALS BE	0.00	0.00	0.00	0.00	0.00	0.00	0.00
02 3100 440 003	RENTALS PC	0.00	0.00	0.00	0.00	0.00	0.00	0.00
02 3100 440 004	RENTALS HE	0.00	0.00	0.00	0.00	0.00	0.00	0.00
02 3100 440 005	RENTALS BMS	0.00	0.00	0.00	0.00	0.00	0.00	0.00
02 3100 440 006	RENTALS AP	0.00	0.00	0.00	0.00	0.00	0.00	0.00
02 3100 440 007	RENTALS SE	0.00	0.00	0.00	0.00	0.00	0.00	0.00
02 3100 440 008	RENTALS BSMS	0.00	0.00	0.00	0.00	0.00	0.00	0.00
02 3100 580 000	TRAVEL EXPENSE AND MILEAGE DIST	0.00	76.94	550.52	0.00	(550.52)	0.00	(550.52)
02 3100 610 000	SUPPLIES DISTRICT	0.00	202.28	202.28	0.00	(202.28)	0.00	(202.28)
02 3100 610 001	SUPPLIES HS	0.00	2,471.17	11,606.08	0.00	(11,606.08)	0.00	(11,606.08)
02 3100 610 002	SUPPLIES BE	0.00	1,478.70	7,247.37	0.00	(7,247.37)	0.00	(7,247.37)
02 3100 610 003	SUPPLIES PC	0.00	2,389.24	9,321.84	0.00	(9,321.84)	0.00	(9,321.84)
02 3100 610 004	SUPPLIES HE	0.00	1,688.32	6,727.73	0.00	(6,727.73)	0.00	(6,727.73)
02 3100 610 005	SUPPLIES BMS	0.00	1,660.17	8,658.66	0.00	(8,658.66)	0.00	(8,658.66)
02 3100 610 006	SUPPLIES AP	0.00	1,167.67	6,439.35	0.00	(6,439.35)	0.00	(6,439.35)
02 3100 610 007	SUPPLIES SE	0.00	1,194.33	10,457.88	0.00	(10,457.88)	0.00	(10,457.88)
02 3100 610 008	SUPPLIES BSMS	0.00	1,636.06	19,881.24	0.00	(19,881.24)	434.94	(20,316.18)
02 3100 630 001	FOOD HS	0.00	21,007.05	166,837.71	0.00	(166,837.71)	0.00	(166,837.71)
02 3100 630 002	FOOD BE	0.00	9,204.26	62,215.04	0.00	(62,215.04)	0.00	(62,215.04)

BPS Monthly Expenditure Report by Function
 Regular; Processing Month 01/2023; Active Chart of Account Number True

Account Number	Account Description	Revised Budget	Expended During Month	Expenditures to Date	% of Budget	Balance at EOM	P/ O Outstanding	Unencumbered Balance
02 3100 630 003	FOOD PC	0.00	12,160.47	88,055.66	0.00	(88,055.66)	0.00	(88,055.66)
02 3100 630 004	FOOD HE	0.00	9,446.76	59,236.63	0.00	(59,236.63)	0.00	(59,236.63)
02 3100 630 005	FOOD BMS	0.00	11,868.42	68,161.04	0.00	(68,161.04)	0.00	(68,161.04)
02 3100 630 006	FOOD AP	0.00	6,693.40	46,932.57	0.00	(46,932.57)	0.00	(46,932.57)
02 3100 630 007	FOOD SE	0.00	8,033.32	59,243.70	0.00	(59,243.70)	0.00	(59,243.70)
02 3100 630 008	FOOD BSMS	0.00	12,199.20	79,694.77	0.00	(79,694.77)	0.00	(79,694.77)
02 3100 733 000	FURNITURE AND EQUIPMENT DIST	0.00	0.00	0.00	0.00	0.00	0.00	0.00
02 3100 733 001	FURNITURE AND EQUIPMENT HS	0.00	0.00	845.84	0.00	(845.84)	0.00	(845.84)
02 3100 733 002	FURNITURE AND EQUIPMENT HS	0.00	0.00	0.00	0.00	0.00	0.00	0.00
02 3100 733 003	FURNITURE AND EQUIPMENT PC	0.00	0.00	0.00	0.00	0.00	0.00	0.00
02 3100 733 004	FURNITURE AND EQUIPMENT HE	0.00	0.00	0.00	0.00	0.00	0.00	0.00
02 3100 733 005	FURNITURE AND EQUIPMENT BMS	0.00	0.00	0.00	0.00	0.00	0.00	0.00
02 3100 733 006	FURNITURE AND EQUIPMENT AP	0.00	0.00	0.00	0.00	0.00	0.00	0.00
02 3100 733 007	FURNITURE AND EQUIPMENT SE	0.00	0.00	816.00	0.00	(816.00)	0.00	(816.00)
02 3100 733 008	FURNITURE AND EQUIPMENT BSMS	0.00	0.00	2,145.00	0.00	(2,145.00)	0.00	(2,145.00)
02 3100 735 000	SOFTWARE DISTRICT	0.00	0.00	0.00	0.00	0.00	0.00	0.00
02 3100 735 001	COMPUTER SOFTWARE HS	0.00	0.00	2,095.59	0.00	(2,095.59)	0.00	(2,095.59)
02 3100 735 002	COMPUTER SOFTWARE BE	0.00	0.00	2,095.59	0.00	(2,095.59)	0.00	(2,095.59)
02 3100 735 003	COMPUTER SOFTWARE PC	0.00	0.00	2,095.58	0.00	(2,095.58)	0.00	(2,095.58)
02 3100 735 004	COMPUTER SOFTWARE HE	0.00	0.00	2,095.58	0.00	(2,095.58)	0.00	(2,095.58)
02 3100 735 005	COMPUTER SOFTWARE BMS	0.00	0.00	2,095.58	0.00	(2,095.58)	0.00	(2,095.58)
02 3100 735 006	COMPUTER SOFTWARE AP	0.00	0.00	2,095.58	0.00	(2,095.58)	0.00	(2,095.58)
02 3100 735 007	COMPUTER SOFTWARE SE	0.00	0.00	2,045.75	0.00	(2,045.75)	0.00	(2,045.75)
02 3100 735 008	COMPUTER SOFTWARE BSMS	0.00	0.00	2,045.75	0.00	(2,045.75)	0.00	(2,045.75)
02 3100 890 000	OTHER MISC EXPENSES DIST	0.00	59.99	311.19	0.00	(311.19)	0.00	(311.19)
02 3100 890 001	OTHER MISC EXPENSES HS	0.00	0.00	469.45	0.00	(469.45)	0.00	(469.45)
02 3100 890 002	OTHER MISC EXPENSES BE	0.00	0.00	209.35	0.00	(209.35)	0.00	(209.35)
02 3100 890 003	OTHER MISC EXPENSES PC	0.00	0.00	0.00	0.00	0.00	0.00	0.00
02 3100 890 004	OTHER MISC EXPENSES HE	0.00	0.00	301.05	0.00	(301.05)	0.00	(301.05)
02 3100 890 005	OTHER MISC EXPENSES BMS	0.00	0.00	20.50	0.00	(20.50)	0.00	(20.50)
02 3100 890 006	OTHER MISC EXPENSES AP	0.00	0.00	143.40	0.00	(143.40)	0.00	(143.40)
02 3100 890 007	OTHER MISC EXPENSES SE	0.00	0.00	0.00	0.00	0.00	0.00	0.00
02 3100 890 008	OTHER MISC EXPENSES BSMS	0.00	0.00	24.25	0.00	(24.25)	0.00	(24.25)
3100	FOOD SERVICE OPERATIONS	0.00	179,055.48	1,170,640.77	0.00	(1,170,640.77)	4,187.07	(1,174,827.84)
02	NUTRITION SERVICES	0.00	179,055.48	1,170,640.77	0.00	(1,170,640.77)	4,187.07	(1,174,827.84)

BPS Monthly Expenditure Report by Function
 Regular; Processing Month 01/2023; Active Chart of Account Number True

Account Number	Account Description	Revised Budget	Expended During Month	Expenditures to Date	% of Budget	Balance at EOM	P/ O Outstanding	Unencumbered Balance
13 4500 739 006	BLDG ACQ & CONSTR - EQUIPMENT AP	0.00	0.00	0.00	0.00	0.00	0.00	0.00
13 4500 739 007	BLDG ACQ & CONSTR - EQUIPMENT SE	0.00	0.00	99,523.90	0.00	(99,523.90)	0.00	(99,523.90)
13 4500 739 008	BLDG ACQ & CONSTR - EQUIPMENT BSMS	0.00	16,673.60	98,799.54	0.00	(98,799.54)	18,917.95	(117,717.49)
13 4500 890 000	BLDG ACQ & CONSTR - OTHER MISC EXP	0.00	0.00	0.00	0.00	0.00	0.00	0.00
4500	BLDG ACQ & CONSTR	0.00	272,278.45	4,351,961.75	0.00	(4,351,961.75)	120,476.38	(4,472,438.13)
5000	DEBT SERVICES							
13 5000 807 000	REPAYMENT OF TAXES FOR REVALUED PROP	0.00	0.00	0.00	0.00	0.00	0.00	0.00
5000	DEBT SERVICES	0.00	0.00	0.00	0.00	0.00	0.00	0.00
13	SPECIAL BUILDING FUND - CHECKING	0.00	272,278.45	11,159,995.12	0.00	(11,159,995.12)	120,476.38	(11,280,471.50)

BPS Monthly Expenditure Report by Function
 Regular; Processing Month 01/2023; Active Chart of Account Number True

Account Number	Account Description	Revised Budget	Expended During Month	Expenditures to Date	% of Budget	Balance at EOM	P/ O Outstanding	Unencumbered Balance
15	QSC BONDS - NLAF							
5000	DEBT SERVICES							
15 5000 831 000	Redemption of Principal	0.00	0.00	0.00	0.00	0.00	0.00	0.00
15 5000 832 000	Debt Service Interest	0.00	0.00	105,153.92	0.00	(105,153.92)	0.00	(105,153.92)
5000	DEBT SERVICES	<u>0.00</u>	<u>0.00</u>	<u>105,153.92</u>	<u>0.00</u>	<u>(105,153.92)</u>	<u>0.00</u>	<u>(105,153.92)</u>
15	QSC BONDS - NLAF	<u>0.00</u>	<u>0.00</u>	<u>105,153.92</u>	<u>0.00</u>	<u>(105,153.92)</u>	<u>0.00</u>	<u>(105,153.92)</u>

BPS Monthly Expenditure Report by Function
 Regular; Processing Month 01/2023; Active Chart of Account Number True

Account Number	Account Description	Revised Budget	Expended During Month	Expenditures to Date	% of Budget	Balance at EOM	P/ O Outstanding	Unencumbered Balance
16	QSC BONDS - MM							
5000	DEBT SERVICES							
16 5000 830 000	DUES & FEES	0.00	0.00	0.00	0.00	0.00	0.00	0.00
16 5000 832 000	Debt Service Interest	0.00	0.00	15,596.08	0.00	(15,596.08)	0.00	(15,596.08)
5000	DEBT SERVICES	0.00	0.00	15,596.08	0.00	(15,596.08)	0.00	(15,596.08)
16	QSC BONDS - MM	0.00	0.00	15,596.08	0.00	(15,596.08)	0.00	(15,596.08)

Account Number	Account Description	Revised Budget	Expended During Month	Expenditures to Date	% of Budget	Balance at EOM	P/ O Outstanding	Unencumbered Balance
21	ACTIVITY FUND							
2900	OTHER SUPPORT SERVICES							
21 2900 610 000 805	Youth Boys' Basketball	0.00	1,602.28	3,140.04	0.00	(3,140.04)	969.66	(4,109.70)
21 2900 610 000 815	Landscaping Fund	0.00	0.00	0.00	0.00	0.00	0.00	0.00
21 2900 610 000 825	Girls' Youth Basketball	0.00	0.00	118.00	0.00	(118.00)	332.50	(450.50)
21 2900 610 000 875	Wellness	0.00	0.00	0.00	0.00	0.00	0.00	0.00
21 2900 610 000 880	Facilities Use	0.00	0.00	127,340.37	0.00	(127,340.37)	0.00	(127,340.37)
21 2900 610 001 100	Athletics HS	0.00	2,686.94	17,102.28	0.00	(17,102.28)	3,906.18	(21,008.46)
21 2900 610 001 105	Football HS	0.00	299.50	34,109.90	0.00	(34,109.90)	8,957.20	(43,067.10)
21 2900 610 001 111	Varsity Track HS	0.00	2,924.94	4,276.44	0.00	(4,276.44)	876.97	(5,153.41)
21 2900 610 001 113	Athletic Training HS	0.00	15.16	3,176.46	0.00	(3,176.46)	225.88	(3,402.34)
21 2900 610 001 114	Uniforms HS	0.00	6,018.47	8,018.05	0.00	(8,018.05)	0.00	(8,018.05)
21 2900 610 001 115	Volleyball HS	0.00	33.33	5,122.01	0.00	(5,122.01)	195.00	(5,317.01)
21 2900 610 001 116	Lodging/Meals HS	0.00	2,276.00	10,003.12	0.00	(10,003.12)	872.00	(10,875.12)
21 2900 610 001 117	Dues/Fees HS	0.00	85.00	85.00	0.00	(85.00)	0.00	(85.00)
21 2900 610 001 118	Cross Country Club HS	0.00	0.00	1,123.15	0.00	(1,123.15)	980.38	(2,103.53)
21 2900 610 001 119	Baseball HS	0.00	120.00	215.75	0.00	(215.75)	2,826.60	(3,042.35)
21 2900 610 001 125	Boys' Basketball HS	0.00	3,380.00	7,266.33	0.00	(7,266.33)	2,456.50	(9,722.83)
21 2900 610 001 131	Unified Track & Field	0.00	0.00	0.00	0.00	0.00	0.00	0.00
21 2900 610 001 132	Unified Track & Field Club	0.00	0.00	0.00	0.00	0.00	0.00	0.00
21 2900 610 001 135	Girls' Basketball HS	0.00	1,811.00	5,381.56	0.00	(5,381.56)	1,265.20	(6,646.76)
21 2900 610 001 141	Baseball Club HS	0.00	0.00	0.00	0.00	0.00	2,325.40	(2,325.40)
21 2900 610 001 142	Volleyball Club HS	0.00	0.00	8,257.04	0.00	(8,257.04)	400.00	(8,657.04)
21 2900 610 001 145	Cross Country HS	0.00	0.00	1,765.47	0.00	(1,765.47)	30.00	(1,795.47)
21 2900 610 001 150	Boys' Golf HS	0.00	0.00	191.50	0.00	(191.50)	640.00	(831.50)
21 2900 610 001 151	Softball Club HS	0.00	0.00	331.40	0.00	(331.40)	336.00	(667.40)
21 2900 610 001 152	Boys' Soccer HS	0.00	0.00	0.00	0.00	0.00	0.00	0.00
21 2900 610 001 153	Boys' Soccer Fundraising	0.00	0.00	3,140.00	0.00	(3,140.00)	390.60	(3,530.60)
21 2900 610 001 155	Girls' Golf HS	0.00	0.00	7,012.33	0.00	(7,012.33)	94.45	(7,106.78)
21 2900 610 001 156	Girls' Tennis	0.00	0.00	265.18	0.00	(265.18)	257.70	(522.88)
21 2900 610 001 164	Girls' Soccer HS	0.00	1,017.52	1,017.52	0.00	(1,017.52)	2,225.00	(3,242.52)
21 2900 610 001 165	Girls' Soccer Fundraising HS	0.00	0.00	0.00	0.00	0.00	0.00	0.00
21 2900 610 001 166	Girls' Tennis Club	0.00	0.00	0.00	0.00	0.00	0.00	0.00
21 2900 610 001 180	Wrestling HS	0.00	5,414.97	10,945.04	0.00	(10,945.04)	1,242.38	(12,187.42)
21 2900 610 001 190	Softball HS	0.00	0.00	5,048.64	0.00	(5,048.64)	0.00	(5,048.64)
21 2900 610 001 191	Unified Bowling HS	0.00	0.00	1,232.50	0.00	(1,232.50)	0.00	(1,232.50)
21 2900 610 001 192	Boys' Golf Club	0.00	0.00	0.00	0.00	0.00	0.00	0.00
21 2900 610 001 193	Girls' Golf Club	0.00	140.00	140.00	0.00	(140.00)	0.00	(140.00)
21 2900 610 001 195	Track Club HS	0.00	0.00	1,191.10	0.00	(1,191.10)	1,007.50	(2,198.60)
21 2900 610 001 196	Football Club HS	0.00	2,031.00	5,561.20	0.00	(5,561.20)	12,514.00	(18,075.20)
21 2900 610 001 200	Band HS	0.00	572.90	5,710.04	0.00	(5,710.04)	0.00	(5,710.04)
21 2900 610 001 205	Flag Corp HS	0.00	0.00	0.00	0.00	0.00	0.00	0.00
21 2900 610 001 250	Band Fundraising HS	0.00	0.00	0.00	0.00	0.00	0.00	0.00
21 2900 610 001 300	Dance Team HS	0.00	20,292.94	31,134.43	0.00	(31,134.43)	1,811.79	(32,946.22)
21 2900 610 001 351	Wrestling Cheerleading HS	0.00	0.00	0.00	0.00	0.00	0.00	0.00
21 2900 610 001 355	Varsity Cheerleading HS	0.00	1,042.32	6,105.67	0.00	(6,105.67)	50.00	(6,155.67)
21 2900 610 001 425	Prom	0.00	0.00	0.00	0.00	0.00	0.00	0.00
21 2900 610 001 450	Skills USA/VICA	0.00	825.98	1,901.88	0.00	(1,901.88)	300.00	(2,201.88)
21 2900 610 001 501	B-Club	0.00	0.00	0.00	0.00	0.00	0.00	0.00
21 2900 610 001 600	FBLA	0.00	300.00	1,115.00	0.00	(1,115.00)	55.96	(1,170.96)
21 2900 610 001 650	Fine Arts	0.00	0.00	1,914.08	0.00	(1,914.08)	0.00	(1,914.08)
21 2900 610 001 651	Play Production	0.00	0.00	0.00	0.00	0.00	0.00	0.00
21 2900 610 001 652	Speech	0.00	0.00	570.68	0.00	(570.68)	178.86	(749.54)
21 2900 610 001 700	Foreign Language Club (Spanish)	0.00	0.00	0.00	0.00	0.00	0.00	0.00
21 2900 610 001 720	French	0.00	81.00	123.86	0.00	(123.86)	0.00	(123.86)

Account Number	Account Description	Revised Budget	Expended During Month	Expenditures to Date	% of Budget	Balance at EOM	P/ O Outstanding	Unencumbered Balance
21 2900 610 001 750	Journalism	0.00	0.00	1,772.97	0.00	(1,772.97)	0.00	(1,772.97)
21 2900 610 001 800	High School Miscellaneous	0.00	470.45	4,142.42	0.00	(4,142.42)	4,241.57	(8,383.99)
21 2900 610 001 801	First Robotics	0.00	0.00	1,032.20	0.00	(1,032.20)	275.51	(1,307.71)
21 2900 610 001 802	Quiz Bowl	0.00	100.00	350.00	0.00	(350.00)	100.00	(450.00)
21 2900 610 001 804	Cultural Diversity Club	0.00	0.00	59.29	0.00	(59.29)	0.00	(59.29)
21 2900 610 001 806	Outdoor Club	0.00	183.41	2,645.70	0.00	(2,645.70)	612.16	(3,257.86)
21 2900 610 001 807	Key Club	0.00	987.86	1,086.74	0.00	(1,086.74)	1,609.76	(2,696.50)
21 2900 610 001 809	National Honor Society	0.00	0.00	0.00	0.00	0.00	0.00	0.00
21 2900 610 001 820	Environmental Science	0.00	0.00	0.00	0.00	0.00	0.00	0.00
21 2900 610 001 830	PSAT/AP	0.00	2,160.00	2,160.00	0.00	(2,160.00)	0.00	(2,160.00)
21 2900 610 001 835	Drivers' Education	0.00	0.00	0.00	0.00	0.00	0.00	0.00
21 2900 610 001 840	Baylor Test Prep	0.00	0.00	0.00	0.00	0.00	0.00	0.00
21 2900 610 001 850	Post Prom	0.00	0.00	0.00	0.00	0.00	0.00	0.00
21 2900 610 001 855	Boys' Youth Golf	0.00	0.00	0.00	0.00	0.00	666.40	(666.40)
21 2900 610 001 856	Girls' Youth Golf	0.00	0.00	0.00	0.00	0.00	0.00	0.00
21 2900 610 001 865	HS Engineering	0.00	0.00	0.00	0.00	0.00	0.00	0.00
21 2900 610 001 890	HS Student Senate	0.00	73.60	5,603.62	0.00	(5,603.62)	0.00	(5,603.62)
21 2900 610 001 900	Music	0.00	0.00	300.00	0.00	(300.00)	0.00	(300.00)
21 2900 610 001 905	Music Student Fundraising	0.00	0.00	0.00	0.00	0.00	0.00	0.00
21 2900 610 001 910	Musical	0.00	7,302.51	7,302.51	0.00	(7,302.51)	817.90	(8,120.41)
21 2900 610 001 915	Music Resale	0.00	0.00	0.00	0.00	0.00	0.00	0.00
21 2900 610 001 950	Vocational	0.00	0.00	0.00	0.00	0.00	0.00	0.00
21 2900 610 001 952	Art Lab	0.00	0.00	0.00	0.00	0.00	0.00	0.00
21 2900 610 001 953	Art International Travel	0.00	0.00	0.00	0.00	0.00	0.00	0.00
21 2900 610 001 955	Shop	0.00	0.00	2,192.78	0.00	(2,192.78)	98.94	(2,291.72)
21 2900 610 001 970	HS Library	0.00	0.00	0.00	0.00	0.00	1,199.04	(1,199.04)
21 2900 610 002 210	BE Band Resale	0.00	0.00	41.60	0.00	(41.60)	0.00	(41.60)
21 2900 610 002 550	BE Miscellaneous	0.00	331.46	809.06	0.00	(809.06)	39.89	(848.95)
21 2900 610 002 555	BE Yearbook	0.00	0.00	0.00	0.00	0.00	0.00	0.00
21 2900 610 002 556	Elementary Spanish	0.00	0.00	0.00	0.00	0.00	0.00	0.00
21 2900 610 002 559	Washington DC Trip	0.00	0.00	0.00	0.00	0.00	0.00	0.00
21 2900 610 002 590	BE Student Council	0.00	0.00	347.94	0.00	(347.94)	222.12	(570.06)
21 2900 610 002 975	BE Library	0.00	0.00	521.59	0.00	(521.59)	0.00	(521.59)
21 2900 610 003 215	PC Band Resale	0.00	0.00	662.90	0.00	(662.90)	0.00	(662.90)
21 2900 610 003 505	PC Student Council	0.00	0.00	0.00	0.00	0.00	0.00	0.00
21 2900 610 003 557	PC Miscellaneous	0.00	0.00	601.20	0.00	(601.20)	0.00	(601.20)
21 2900 610 003 558	PC Yearbook	0.00	0.00	0.00	0.00	0.00	0.00	0.00
21 2900 610 003 971	PC Library	0.00	0.00	225.56	0.00	(225.56)	162.99	(388.55)
21 2900 610 004 220	HE Band Resale	0.00	747.77	847.77	0.00	(847.77)	0.00	(847.77)
21 2900 610 004 510	HE Student Council	0.00	0.00	0.00	0.00	0.00	0.00	0.00
21 2900 610 004 560	HE Miscellaneous	0.00	842.70	2,701.09	0.00	(2,701.09)	0.00	(2,701.09)
21 2900 610 004 565	HE Yearbook	0.00	0.00	0.00	0.00	0.00	0.00	0.00
21 2900 610 004 995	HE Library	0.00	0.00	598.14	0.00	(598.14)	0.00	(598.14)
21 2900 610 005 101	BMS Athletics	0.00	3,687.60	4,476.97	0.00	(4,476.97)	13,770.55	(18,247.52)
21 2900 610 005 110	BMS Football	0.00	0.00	6,134.75	0.00	(6,134.75)	64.19	(6,198.94)
21 2900 610 005 112	BMS Track	0.00	0.00	0.00	0.00	0.00	125.00	(125.00)
21 2900 610 005 120	BMS Volleyball	0.00	0.00	1,340.75	0.00	(1,340.75)	0.00	(1,340.75)
21 2900 610 005 130	BMS Boys' Basketball	0.00	0.00	1,540.00	0.00	(1,540.00)	0.00	(1,540.00)
21 2900 610 005 140	BMS Girls' Basketball	0.00	280.00	280.00	0.00	(280.00)	421.58	(701.58)
21 2900 610 005 146	BMS Cross Country	0.00	0.00	489.00	0.00	(489.00)	0.00	(489.00)
21 2900 610 005 185	BMS Wrestling	0.00	0.00	2,318.40	0.00	(2,318.40)	47.80	(2,366.20)
21 2900 610 005 601	BMS FBLA	0.00	0.00	0.00	0.00	0.00	0.00	0.00
21 2900 610 005 803	BMS Robotics	0.00	0.00	0.00	0.00	0.00	0.00	0.00
21 2900 610 005 810	BMS PTO	0.00	0.00	0.00	0.00	0.00	0.00	0.00
21 2900 610 005 845	BMS Yearbook	0.00	0.00	2,833.37	0.00	(2,833.37)	25.00	(2,858.37)

BPS Monthly Expenditure Report by Function
 Regular; Processing Month 01/2023; Active Chart of Account Number True

Account Number	Account Description	Revised Budget	Expended During Month	Expenditures to Date	% of Budget	Balance at EOM	P/ O Outstanding	Unencumbered Balance
21 2900 610 005 860	BMS Engineering	0.00	0.00	0.00	0.00	0.00	0.00	0.00
21 2900 610 005 870	BMS Leadership Group	0.00	0.00	0.00	0.00	0.00	0.00	0.00
21 2900 610 005 891	BMS Student Senate	0.00	581.53	799.23	0.00	(799.23)	0.00	(799.23)
21 2900 610 005 892	BMS Cooking Club	0.00	361.52	788.96	0.00	(788.96)	187.59	(976.55)
21 2900 610 005 893	BMS Miscellaneous	0.00	165.57	2,219.72	0.00	(2,219.72)	0.00	(2,219.72)
21 2900 610 005 916	BMS Music Resale	0.00	0.00	0.00	0.00	0.00	0.00	0.00
21 2900 610 005 951	BMS Tech & Living	0.00	0.00	0.00	0.00	0.00	0.00	0.00
21 2900 610 005 996	BMS Library	0.00	32.99	707.29	0.00	(707.29)	1,245.57	(1,952.86)
21 2900 610 006 221	AP Band Resale	0.00	0.00	598.75	0.00	(598.75)	0.00	(598.75)
21 2900 610 006 511	AP Student Council	0.00	51.75	640.75	0.00	(640.75)	0.00	(640.75)
21 2900 610 006 561	AP Miscellaneous	0.00	501.65	1,012.85	0.00	(1,012.85)	123.60	(1,136.45)
21 2900 610 006 566	AP Yearbook	0.00	0.00	0.00	0.00	0.00	0.00	0.00
21 2900 610 006 976	AP Library	0.00	0.00	1,190.13	0.00	(1,190.13)	204.90	(1,395.03)
21 2900 610 007 222	SE Band Resale	0.00	0.00	0.00	0.00	0.00	0.00	0.00
21 2900 610 007 512	SE Student Council	0.00	0.00	134.88	0.00	(134.88)	30.14	(165.02)
21 2900 610 007 567	SE Miscellaneous	0.00	13.96	1,312.16	0.00	(1,312.16)	0.00	(1,312.16)
21 2900 610 007 568	SE Yearbook	0.00	0.00	0.00	0.00	0.00	0.00	0.00
21 2900 610 007 972	SE Library	0.00	0.00	0.00	0.00	0.00	0.00	0.00
21 2900 610 008 102	BSMS Athletics	0.00	2,244.96	8,212.55	0.00	(8,212.55)	5,692.00	(13,904.55)
21 2900 610 008 121	BSMS Football	0.00	0.00	1,165.92	0.00	(1,165.92)	0.00	(1,165.92)
21 2900 610 008 122	BSMS Track	0.00	0.00	0.00	0.00	0.00	0.00	0.00
21 2900 610 008 123	BSMS Volleyball	0.00	0.00	1,929.64	0.00	(1,929.64)	0.00	(1,929.64)
21 2900 610 008 124	BSMS Boys' Basketball	0.00	0.00	4,527.09	0.00	(4,527.09)	0.00	(4,527.09)
21 2900 610 008 143	BSMS Girls' Basketball	0.00	280.00	2,389.20	0.00	(2,389.20)	0.00	(2,389.20)
21 2900 610 008 147	BSMS Cross Country	0.00	0.00	37.95	0.00	(37.95)	0.00	(37.95)
21 2900 610 008 186	BSMS Wrestling	0.00	0.00	0.00	0.00	0.00	0.00	0.00
21 2900 610 008 602	BSMS FBLA	0.00	0.00	0.00	0.00	0.00	0.00	0.00
21 2900 610 008 808	BSMS Robotics	0.00	0.00	0.00	0.00	0.00	0.00	0.00
21 2900 610 008 846	BSMS Yearbook	0.00	0.00	255.96	0.00	(255.96)	0.00	(255.96)
21 2900 610 008 861	BSMS Engineering	0.00	0.00	0.00	0.00	0.00	0.00	0.00
21 2900 610 008 871	BSMS Leadership Group	0.00	0.00	0.00	0.00	0.00	0.00	0.00
21 2900 610 008 894	BSMS Student Senate	0.00	0.00	28.75	0.00	(28.75)	0.00	(28.75)
21 2900 610 008 895	BSMS Cooking Club	0.00	111.41	501.69	0.00	(501.69)	0.00	(501.69)
21 2900 610 008 896	BSMS Miscellaneous	0.00	69.85	2,866.46	0.00	(2,866.46)	0.00	(2,866.46)
21 2900 610 008 917	BSMS Music Resale	0.00	0.00	0.00	0.00	0.00	0.00	0.00
21 2900 610 008 997	BSMS Library	0.00	0.00	878.26	0.00	(878.26)	1,232.01	(2,110.27)
2900	OTHER SUPPORT SERVICES	0.00	74,553.80	408,769.53	0.00	(408,769.53)	80,939.92	(489,709.45)
21	ACTIVITY FUND	0.00	74,553.80	408,769.53	0.00	(408,769.53)	80,939.92	(489,709.45)

BPS Monthly Expenditure Report by Function
 Regular; Processing Month 01/2023; Active Chart of Account Number True

Account Number	Account Description	Revised Budget	Expended During Month	Expenditures to Date	% of Budget	Balance at EOM	P/ O Outstanding	Unencumbered Balance
22	STUDENT FEE FUND							
2190	OTHER PUPIL SUPPORT SERVICES							
22 2190 340 000 670	Repairs	0.00	699.50	3,514.16	0.00	(3,514.16)	569.50	(4,083.66)
22 2190 610 000 670	Supplies	0.00	0.00	449.95	0.00	(449.95)	19.98	(469.93)
2190	OTHER PUPIL SUPPORT SERVICES	0.00	699.50	3,964.11	0.00	(3,964.11)	589.48	(4,553.59)
22	STUDENT FEE FUND	0.00	699.50	3,964.11	0.00	(3,964.11)	589.48	(4,553.59)

BPS Monthly Expenditure Report by Function
 Regular; Processing Month 01/2023; Active Chart of Account Number True

Account Number	Account Description	Revised Budget	Expended During Month	Expenditures to Date	% of Budget	Balance at EOM	P/ O Outstanding	Unencumbered Balance
25	BOND FUND							
5000	DEBT SERVICES							
25 5000 831 000	Redemption of Principal	0.00	0.00	1,705,000.00	0.00	(1,705,000.00)	0.00	(1,705,000.00)
25 5000 832 000	Debt Service Interest	0.00	0.00	2,454,832.01	0.00	(2,454,832.01)	0.00	(2,454,832.01)
25 5000 833 000	Bond Iss & Other Debt-Related Costs	0.00	0.00	2,700.00	0.00	(2,700.00)	0.00	(2,700.00)
25 5000 890 000	Other Misc Expenses	0.00	0.00	0.00	0.00	0.00	0.00	0.00
5000	DEBT SERVICES	<u>0.00</u>	<u>0.00</u>	<u>4,162,532.01</u>	<u>0.00</u>	<u>(4,162,532.01)</u>	<u>0.00</u>	<u>(4,162,532.01)</u>
25	BOND FUND	<u>0.00</u>	<u>0.00</u>	<u>4,162,532.01</u>	<u>0.00</u>	<u>(4,162,532.01)</u>	<u>0.00</u>	<u>(4,162,532.01)</u>

BPS Monthly Expenditure Report by Function
Regular; Processing Month 01/2023; Active Chart of Account Number True

Account Number	Account Description	Revised Budget	Expended During Month	Expenditures to Date	% of Budget	Balance at EOM	P/ O Outstanding	Unencumbered Balance
Grand Total:		51,023,743.00	4,063,776.03	36,874,162.04	73.94	14,149,580.96	850,434.21	13,299,146.75

	<u>PIK/Gross</u>	<u>Amount</u>	<u>Expense/ Employer</u>	<u>Adjustment Amount</u>	<u>Check Total</u>	<u>Payee ID</u>	<u>Payee Name</u>	
Checking Account ID: GENERAL								
ADD								
ACTDRIVE Activity Driver			3,686.90					
ACTIVITY Activity			5,740.00					
BEREAVE Bereavement			292.50					
CREDITREC Credit Recovery			1,148.00					
CURR1 Curriculum Work			2,750.00					
GERTDRIV Route Driver			11,021.60					
HOURLY Hourly			167,203.98					
INHOUSE In-House Sub			1,799.00					
OT Overtime			13,070.86					
OTHER Other			1,535.10					
PARASUBAP Substitute Paraprofessional AP			163.78					
PARASUBBE Substitute Paraprofessional BE			703.44					
PARASUBBMS Substitute Paraprofessional BMS			133.30					
PARASUBHE Substitute Paraprofessional HE			103.59					
PARASUBPC Substitute Paraprofessional PC			277.19					
PARASUBPRE Substitute Paraprofessional Preschool			154.22					
PARASUBSE Substitute Paraprofessional SE			657.98					
PERSONAL Personal			1,786.48					
SATURDAY Saturday School			756.00					
SICK Sick			5,936.75					
SPDRIVE Sped Driver			12,992.25					
SUB Substitute			43,395.00					
SUBACCBHS Bus Accompanist BHS			237.42					
SUBACCBMS Sub Accompanist BMS			119.64					
SUBACCBSMS Sub Accompanist BSMS			262.08					
SUBLT Substitute Long Term			360.00					
TECH1 Technology			250.00					
VACATION Vacation			6,966.89					
			283,503.95					
CONTRACT								
C01 Contract			1,746,056.03					
C02 Contract			7,258.41					
EXTRADUTY1 Extra Duty			31,289.76					
EXTRADUTY2 Extra Duty			12,807.00					
EXTRADUTY3 Extra Duty			2,318.66					
EXTRADUTY4 Extra Duty			799.68					
EXTRADUTY5 Extra Duty			330.36					
INLIEU Cash in lieu			53,957.95					
LONGEVITY Longevity			918.68					
LTD Long Term Disability			5,061.08					
			1,860,797.61					
DEDUCTION								
403B TSA 403b	3,701.00				3,701.00	403B	403B Consultants LLC	A
403BROTH 403b Roth	2,316.28				2,316.28	403B	403B Consultants LLC	A
AFLAC AFLAC	571.03				571.03	AFLAC	Aflac	A
AFLACPOST AFLAC Post	94.38				94.38	AFLAC	Aflac	A
AMERIPRISE Ameriprise 403b	350.00				350.00	AMERIPRISE	AMERIPRISE FINANCIAL SERVICES, INC.	A
ASSURACC Assurity Acc	1,609.12				1,609.12	ASSURITY	Assurity Life Insurance	
ASSURCRIT Assurity Crit	1,065.79				1,065.79	ASSURITY	Assurity Life Insurance	
ASSURHOSP Hospital Indemn	737.04				737.04	ASSURITY	Assurity Life Insurance	
BKORDER BK Withholding	325.00				325.00	MCCARERIN	ERIN M. McCARTNEY, CHAPTER 13 TRUSTEE	

	<u>PIK/Gross</u>	<u>Amount</u>	<u>Expense/ Employer</u>	<u>Adjustment Amount</u>	<u>Check Total</u>	<u>Payee ID</u>	<u>Payee Name</u>	
CAFEMED Med Reimb FSA		4,224.10			4,224.10	BPSSECT125	BPS Section 125 Plan	
CAICGROUP CAIC Group		143.68			143.68	AFLACGROUP	Affac Group Insurance	
DENTAL Dental		13,239.86	15,886.49		29,126.35	BCBS	Blue Cross/Blue Shield of NE	
DEPCARE Dep Care FSA		9,888.45			9,888.45	BPSSECT125	BPS Section 125 Plan	
EYEMED EyeMed		2,146.41			2,146.41	EYEMED	Fidelity Security Life	
GUARDVOL GuardVol		1,530.75			1,530.75	GUARDIAN	GUARDIAN, THE	
HEALTHINS Health Insur			379,952.31		379,952.31	BCBS	Blue Cross/Blue Shield of NE	
HORACEMAN Horace Mann		284.82			284.82	HORAMANN	Horace Mann Insurance Company	
HORMANLIFE H.Mann Life		419.94			419.94	HORMANLIFE	Horace Mann Life Insurance Company	
LIFE Life Ins			2,246.40		2,246.40	GUARDIAN	GUARDIAN, THE	
LIFEEXTRA Life Extra		481.00			481.00	GUARDIAN	GUARDIAN, THE	
LTDISAB Long Term Disab		5,061.09			5,061.09	MADNATL	Madison National Life Ins. Co., Inc.	
MISSEDCRI Missed Ded		28.00			28.00	ASSURITY	Assurity Life Insurance	
NESTADVIS NEST Adv		75.00			75.00	NESTADV	NEST Advisor 529	
SECURBENE Sec Ben 403b		2,815.00			2,815.00	SECURBENE	SECURITY BENEFIT	
TEAMMATES Teammates		215.00			215.00	TEAMMATES	TEAMMATES	
		<u>51,322.74</u>	<u>398,085.20</u>	<u>0.00</u>	<u>449,407.94</u>			
INDIVIDUAL BANK ACCOUNT DEDUCTION								
HSA HSA	394,330.34	10,082.16	17,423.41		27,505.57			D
		<u>10,082.16</u>	<u>17,423.41</u>	<u>0.00</u>	<u>27,505.57</u>			
RET DEDUCTION								
NPERS Retirement	2,030,292.49	198,562.60	149,226.54		347,789.14	BPSBUS	BPS Business Account	
NPERSCORR NPERS Correct	6,084.04	161.08			161.08	BPSBUS	BPS Business Account	
NPERSINC Retirement	2,030,292.49		51,321.72		51,321.72	BPSBUS	BPS Business Account	
		<u>198,723.68</u>	<u>200,548.26</u>	<u>0.00</u>	<u>399,271.94</u>			
TAX								
FIT FIT	1,898,416.19	145,380.45			145,380.45	EFTPS	ELECTRONIC FEDERAL TAX PAYMENT SYSTEM	A
FUTA FUTA	2,144,301.56							
MEDICARE MEDICARE	2,104,005.87	30,508.12	30,508.12		61,016.24	EFTPS	ELECTRONIC FEDERAL TAX PAYMENT SYSTEM	A
SITNE SIT NE	1,894,119.80	71,451.29			71,451.29	BPSBUS	BPS Business Account	
SOCSEC SOC SEC	2,104,005.87	130,448.50	130,448.50		260,897.00	EFTPS	ELECTRONIC FEDERAL TAX PAYMENT SYSTEM	A
SUTANE SUTA NE	2,142,325.12							
WCNE WORK COMP NE	2,144,301.56							
		<u>377,788.36</u>	<u>160,956.62</u>	<u>0.00</u>	<u>538,744.98</u>			
					Net Pay:	1,506,384.62		
					Cash Total:	2,921,315.05		
Non - FIT Taxable Deductions		245,885.37						
Non - SIT Taxable Deductions		245,885.37						
Non - SOC SEC Taxable Deductions		40,295.69						
Non - MEDICARE Taxable Deductions		40,295.69						
Direct Deposits		1,533,890.19						
Automatic Payments		474,326.38						
Adds + Contracts + Deduction Adds		2,144,301.56						

	<u>PIK/Gross</u>	<u>Amount</u>	<u>Expense/ Employer</u>	<u>Adjustment Amount</u>	<u>Check Total</u>	<u>Payee ID</u>	<u>Payee Name</u>
Checking Account ID: HOTLUNCH							
ADD							
CIVIL Civil			180.00				
COOKSUBBE Substitute Cook BE			822.32				
COOKSUBBHS Substitute Cook BHS			767.73				
COOKSUBHE Substitute Cook HE			839.53				
COOKSUBMS Substitute Cook BMS			181.42				
COOKSUBPC Substitute Cook PC			117.51				
COOKSUBSMS Substitute Cook BSMS			119.23				
HOURLY Hourly			44,035.99				
OT Overtime			169.28				
PERSONAL Personal			478.73				
SICK Sick			1,101.86				
			<u>48,813.60</u>				
CONTRACT							
C01 Contract			6,693.75				
INLIEU Cash in lieu			500.00				
LTD Long Term Disability			125.76				
			<u>7,319.51</u>				
DEDUCTION							
403BMATRIX TSA 403b		140.44			140.44	403BMATRIX	MATRIX TRUST (DEN)
ASSURACC Assurity Acc		116.96			116.96	ASSURITY	Assurity Life Insurance
ASSURCRIT Assurity Crit		23.25			23.25	ASSURITY	Assurity Life Insurance
ASSURHOSP Hospital Indemn		50.91			50.91	ASSURITY	Assurity Life Insurance
DENTAL Dental		216.91	264.79		481.70	BCBS	Blue Cross/Blue Shield of NE
EYEMED EyeMed		96.84			96.84	EYEMED	Fidelity Security Life
GUARDVOL GuardVol		138.75			138.75	GUARDIAN	GUARDIAN, THE
HEALTHINS Health Insur		1,094.50	5,441.72		6,536.22	BCBS	Blue Cross/Blue Shield of NE
LIFE Life Ins			161.20		161.20	GUARDIAN	GUARDIAN, THE
LIFEEXTRA Life Extra		49.40			49.40	GUARDIAN	GUARDIAN, THE
LTDISAB Long Term Disab		125.76			125.76	MADNATL	Madison National Life Ins. Co., Inc.
		<u>2,053.72</u>	<u>5,867.71</u>	<u>0.00</u>	<u>7,921.43</u>		
RET DEDUCTION							
NPERS Retirement	52,659.61	5,150.10	3,870.48		9,020.58	BPSBUS	BPS Business Account
NPERSINC Retirement	52,659.61		1,331.10		1,331.10	BPSBUS	BPS Business Account
		<u>5,150.10</u>	<u>5,201.58</u>	<u>0.00</u>	<u>10,351.68</u>		
TAX							
FIT FIT	49,434.32	1,633.55			1,633.55	EFTPS	ELECTRONIC FEDERAL TAX PAYMENT SYSTEM A
FUTA FUTA	56,133.11						
MEDICARE MEDICARE	54,724.86	793.54	793.54		1,587.08	EFTPS	ELECTRONIC FEDERAL TAX PAYMENT SYSTEM A
SITNE SIT NE	49,434.32	833.89			833.89	BPSBUS	BPS Business Account
SOCSEC SOC SEC	54,724.86	3,392.95	3,392.95		6,785.90	EFTPS	ELECTRONIC FEDERAL TAX PAYMENT SYSTEM A
SUTANE SUTA NE	56,133.11						
WCNE WORK COMP NE	56,133.11						
		<u>6,653.93</u>	<u>4,186.49</u>		<u>10,840.42</u>		
						Net Pay:	42,275.36
						Cash Total:	71,388.89
Non - FIT Taxable Deductions		6,698.79					
Non - SIT Taxable Deductions		6,698.79					
Non - SOC SEC Taxable Deductions		1,408.25					
Non - MEDICARE Taxable Deductions		1,408.25					
Direct Deposits		42,275.36					
Automatic Payments		10,006.53					
Adds + Contracts + Deduction Adds		56,133.11					

Vendor Name	Vendor Description	Amount
GENERAL FUND CHECKING		
2 MEN AND A SHOP		\$2,130.41
360 COMMUNITY SERVICES		\$8,819.63
ABE'S TRASH SERVICE, INC		\$3,508.00
ACCELERATED DIAGNOSTIC & AUTOMOTIVE		\$4,080.16
ACCESS SYSTEMS LEASING		\$13,453.70
ACCESS SYSTEMS		\$364.62
ALL MAKES		\$3,919.85
AMAZON CAPITAL SERVICES		\$10,820.44
Anderson, Lindsey		\$19.65
APPLE INC		\$278.00
ARBOR FAMILY COUNSELING		\$97.50
Austin, Marc		\$39.30
AUTISM CENTER OF NEBRASKA, INC		\$6,633.75
Backlund, Kellie		\$30.65
BAUER BUILT INC		\$6,162.40
Bender, Kristin		\$167.83
BLAIR COMMUNITY SCHOOLS		\$100.00
Blevins, Cole		\$222.52
Blocher, Theodore		\$38.75
Blomenkamp, Matthew		\$238.42
Bobolz, Cody		\$99.56
Bouaphakeo, Ann		\$75.98
BOUND TO STAY BOUND BOOKS		\$1,224.55
BOYS TOWN		\$3,529.44
BPS BUSINESS ACCOUNT		\$40.00
BPS NUTRITION SERVICES		\$1,039.33
C & S TRUCK & SALVAGE, INC		\$269.50
Callahan, Jennifer		\$39.43
CAPSAN		\$320.48
CDW GOVERNMENT		\$16,037.64
Cheek, Amy		\$15.72
Christian, Jack		\$36.68
Coble-Obermeyer, Kristi		\$12.77
COMMERCIAL ICE CONTROL		\$1,372.00
COX BUSINESS		\$1,300.90
CRCC		\$32,299.04
CUBBY'S, INC		\$11,153.24
CULLIGAN		\$241.00
DECKER EQUIPMENT		\$124.20
DeHart, Melissa		\$72.74
DEMCO, INC		\$446.19
Derry, Carlie		\$356.40
DIETZE MUSIC HOUSE, INC		\$2,086.44
DOUGLAS COUNTY POST-GAZETTE		\$381.25
ELECTRONIC SOUND INC		\$1,175.00
ELKHORN GLASS INC.		\$205.00
EMBI TEC		\$846.00
ESU 3		\$23,720.18
Falcone, Austina		\$500.00
FIBER PLATFORM, LLC		\$2,349.66
FIRESRING		\$219.65
FIRST STUDENT, INC		\$46,645.78
Fitzgerald, Abby		\$14.41
FLINN SCIENTIFIC CO.		\$168.40
Flynn, Jennifer		\$56.99

Vendor Name	Vendor Description	Amount
FOCUS THERAPY & PERFORMACE COACHING		\$750.00
FOLLETT CONTENT SOLUTIONS, LLC		\$2,516.61
Garton, Jill		\$232.65
GARY CLEMMER		\$222.95
GENERAL FIRE AND SAFETY		\$7,038.75
Giroux, Taylor		\$31.50
GOODWILL INDUSTRIES, INC		\$2,580.00
GOPHER		\$389.03
GRACENOTES LLC		\$186.48
GREAT PLAINS ORFF CHAPTER		\$70.00
GRIBBEN, KRISTIE		\$681.20
Gutz, Stacy		\$94.32
Haack, Terrence		\$270.50
HAMILTON GENERAL CONTRACTING LLC		\$29,380.00
HEARTLAND EQUINE THERAPEUTIC RIDING ACADEMY		\$1,600.00
HEARTLAND FOUNDATION		\$10,716.00
HOME DEPOT PRO, THE		\$11,286.92
HY-VEE INC		\$830.31
I3 BANK		\$80.00
INTERSTATE POWER SYSTEMS, INC		\$8,716.86
JAYMAR BUSINESS FORMS, INC		\$575.45
JLAB AUDIO		\$120.00
Johanek, Jay		\$40.61
JOSTENS INC		\$12.40
JUST FOR KIDS THERAPY INC		\$20,542.50
Kedwaii, Ambreen		\$45.59
KELLEY PLUCKER, LLC		\$6,950.00
KELVIN L.P.		\$37.50
Kessell, Christopher		\$282.96
Kienbaum, Angela		\$29.34
Kiger, Emily		\$22.93
Klaus, Larry		\$17.03
Knott, Barbara		\$67.99
KNUDSEN OIL & FEED		\$105.95
Korbel, Alysha		\$47.76
Korinek, Rebecca		\$42.17
Kralicek, Curtis		\$50.76
KSB SCHOOL LAW		\$250.00
KUNCE, SARA		\$124.45
Lamberty, Gregory		\$56.33
LANGUAGE LEARNING NETWORK		\$5,000.00
LINCOLN SOUTHWEST HIGH SCHOOL		\$120.00
Loptin, Robbie		\$50.44
LP DESIGNS		\$100.00
Lura, Jason		\$147.00
MACKIN BOOK COMPANY		\$120.57
MADONNA SCHOOL		\$9,975.00
Matland, Charles		\$95.63
METROPOLITAN UTILITIES DISTRICT		\$18,749.43
MIDWEST BUS REPAIR, LLC		\$2,958.97
MILLARD WEST HIGH SCHOOL		\$138.00
MIRACLE RECREATION EQUIPMENT		\$241.53
Mitchell, Kimberly		\$350.03
MMC MECHANICAL CONTRACTORS, INC		\$17,374.25
NASCO		\$59.58

Vendor Name	Vendor Description	Amount
NEBRASKA ASSOC. OF SCHOOL BOARDS		\$8,674.00
NEBRASKA ASSOCIATION FOR THE GIFTED		\$150.00
NEBRASKA CENTRAL EQUIPMENT INC		\$506.38
NEBRASKA CHORAL DIRECTORS ASSOC		\$1,200.00
NEBRASKA COUNCIL OF SCHOOL ADMINISTRATORS		\$670.00
NEBRASKA DEPT OF EDUCATION		\$430.00
NEBRASKA LIBRARY ASSOCIATION		\$60.00
NEBRASKA STATE BANDMASTERS ASSOC		\$200.00
NEBRASKA.GOV		\$115.00
NUTREND DRY CLEANERS		\$775.00
OCCUPATIONAL HEALTH CENTERS OF NE, P.C.		\$515.00
OFFICE DEPOT, INC		\$152.33
OMAHA SPRAY FOAM		\$1,500.00
OMAHA SYMPHONY		\$605.00
OMAHA WORLD-HERALD, THE		\$99.00
ONE SOURCE		\$828.00
OPPD		\$65,680.00
Panning, Emily		\$196.50
PAUL DAVIS		\$500.00
PERRY LAW FIRM		\$21,482.14
PORT-A-JOHNS INC		\$200.00
POWERSCHOOL GROUP LLC		\$14,201.18
PRESTO-X		\$640.00
PRIME SECURED, INC		\$19,583.75
PROJECT HARMONY		\$600.00
REALLY GOOD STUFF LLC		\$199.99
Reinwald, Alexander		\$37.99
RIFTON EQUIPMENT		\$2,197.50
RITE OF PASSAGE, INC		\$3,814.63
RTG BUILDING SERVICES, INC		\$85,838.00
SCHAEFER ELECTRIC, INC		\$9,717.19
SCHOOL SPECIALTY LLC		\$411.04
Schumacher, Tom		\$483.39
SCOTT ENTERPRISES, INC.		\$623.25
SEAMS 2 EASY		\$229.55
SPORTS FACILITY MAINTENANCE, LLC		\$3,856.23
STANSIFER, ASHLEY		\$88.56
STERICYCLE, INC		\$338.02
SUBURBAN SCHOOLS' PROGRAM		\$7,022.81
TK ELEVATOR CORPORATION		\$1,868.75
TONI, FOUNTOA GERVAIS		\$117.90
TRAN, TRINH		\$180.00
TRANE US INC		\$3,802.79
TRUCK CENTER COMPANIES		\$833.10
Underwood, Sheryl		\$74.67
UNIVERSITY OF NE AT KEARNEY		\$100.00
UNIVERSITY OF NEBRASKA - LINCOLN		\$306.00
US BANK		\$6,756.15
USIC LOCATING SERVICES, LLC		\$113.16
VERIZON		\$645.48
VISITING NURSE HEALTH SERVICES		\$6,565.15
Vogt, Tabettha		\$54.74
VOSS, DOUGLAS		\$801.72
WAYNE HIGH SCHOOL		\$138.00
WEST MUSIC		\$304.95

Vendor Name	Vendor Description	Amount
WEST O CHAMBER		\$300.00
WESTSIDE HIGH SCHOOL		\$104.00
WHC NE LLC		\$23,517.18
WHITE WOLF WEB OFFSET PRINTERS		\$717.91
Widholm, Meggie		\$35.17
YOUTHLIGHT, INC		\$164.94
Fund Number 01		<hr/> \$674,100.55

Checking Account ID GENERAL

\$674,100.55

SPECIAL BUILDING FUND - CHECKING

DIETZE MUSIC HOUSE, INC		\$10,291.00
DOUGLAS COUNTY TREASURER		\$219,752.88
EHRHART GRIFFIN & ASSOC		\$2,000.00
LOU'S SPORTING GOODS		\$12,888.85
MIDWEST DCM, INC		\$195,381.78
OLSSON ASSOCIATES		\$1,853.00
PRAIRIE CONSTRUCTION COMPANY		\$31,930.08
ROCKIN' TEXAS MARIMBAS		\$11,700.00
Fund Number 13		<hr/> \$485,797.59

Checking Account ID SPECBLDG

\$485,797.59

STUDENT FEE FUND

AGPARTS WORLDWIDE, INC		\$515.65
AMAZON CAPITAL SERVICES		\$19.98
Fund Number 22		<hr/> \$535.63

Checking Account ID STUDENTFEE

\$535.63

BPS Cash Flow Report
 Regular; Processing Month 01/2023

Fund Number		Beginning Cash	Revenues	Expenses	Payables Change	Ending Cash
01	GENERAL FUND CHECKING	2,363,611.13	2,869,648.88	(3,537,188.80)	0.00	2,611,071.21
02	NUTRITION SERVICES	950,228.74	202,500.10	(179,055.48)	0.00	973,673.36
03	DEPRECIATION - MM	512.51	0.02	0.00	0.00	512.53
04	SPECIAL BUILDING FUND - MM	144,628.50	792.49	0.00	0.00	145,420.99
05	UNEMPLOYMENT - MM	12,281.44	1.08	0.00	0.00	12,282.52
06	GENERAL - MM	107,278.33	1,020,816.88	0.00	0.00	213,095.21
08	BUSINESS ACCT	15,500.00	0.00	0.00	0.00	15,500.00
13	SPECIAL BUILDING FUND - CHECKING	318,021.39	5,033.52	(272,278.45)	0.00	50,776.46
14	BUILDING FUND - NLAF	12,032,110.60	41,194.12	0.00	0.00	12,073,304.72
15	QSC BONDS - NLAF	3,060,266.33	10,477.49	0.00	0.00	3,070,743.82
16	QSC BONDS - MM	216,163.50	26,574.15	0.00	0.00	242,737.65
18	GENERAL FUND CDARS	2,942,796.75	5,002.69	0.00	0.00	2,947,799.44
19	BUILDING FUND CDARS	1,641,915.36	2,791.26	0.00	0.00	1,644,706.62
20	DEPRECIATION CDARS	2,708,853.05	4,605.00	0.00	0.00	2,713,458.05
21	ACTIVITY FUND	454,074.29	135,472.01	(74,553.80)	0.00	514,992.50
22	STUDENT FEE FUND	24,717.49	277.21	(699.50)	0.00	24,295.20
24	QSC BONDS CDARS	228,844.84	389.03	0.00	0.00	229,233.87
25	BOND FUND	3,703,557.85	238,865.69	0.00	0.00	3,942,423.54
27	UNEMPLOYMENT CDARS	278,130.13	472.81	0.00	0.00	278,602.94
Grand Total:		31,203,492.23	4,564,914.43	(4,063,776.03)	0.00	31,704,630.63

Vendor Name	Vendor Description	Amount
NUTRITION SERVICES		
AMAZON CAPITAL SERVICES		\$1,848.65
ARAMARK		\$490.02
BRENNAR COMPANY		\$2,091.91
ECOLAB INC		\$281.12
HILAND DAIRY, INC.		\$17,318.27
MMC MECHANICAL CONTRACTORS, INC		\$1,143.00
MY CENTRAL SUPPLY		\$899.67
OMAHA STEAKS		\$1,823.97
PERFORMANCE FOODSERVICE		\$71,080.84
ROTELLA'S ITALIAN BAKERY		\$3,198.87
TRIDENT BEVERAGE, INC		\$3,305.00
US BANK		\$2,222.49
WALDINGER CORPORATION, THE		\$1,885.84
Watsabaugh, Tracy		\$76.94
Fund Number 02		<hr/> \$107,666.59
Checking Account ID HOTLUNCH		<hr/> \$107,666.59

Vendor Name	Vendor Description	Amount
ACTIVITY FUND		
4 SEASONS AWARDS		\$605.00
AATF		\$55.00
AMAZON CAPITAL SERVICES		\$174.59
APPLEBY, KELSEY		\$85.00
ARCHIE, JASMINE		\$140.00
ARLINGTON PUBLIC SCHOOLS		\$45.00
ARNDT, BRAXTON		\$180.00
AVEL & CO		\$540.00
AWARDS UNLIMITED, INC.		\$1,046.25
BEATRICE HIGH SCHOOL		\$45.00
BENNINGTON BOOSTERS CLUB		\$15.00
BLACK SQUIRREL ENTERPRISES, LLC		\$2,624.94
BW PLUS GRAND ISLAND INN & SUITES		\$872.00
CALLAM SPORTS PHOTOGRAPHY		\$1,210.00
CARTER, GRANT		\$86.00
COLLEGE ENTRANCE EXAMINATION BOARD		\$2,160.00
COLLEGE OF SAINT MARY		\$300.00
CROWN TROPHY & AWARDS		\$572.90
CURZON PROMOTIONAL GRAPHICS		\$590.00
DEBUSE, KYLE		\$60.00
DESIGN 4		\$858.00
DICKERSON, KYLE		\$210.00
DILSAVER, JAKE		\$86.00
DJONDO, LAURETTA		\$100.00
DOUGHERTY, MATT		\$120.00
DR. VINYL		\$835.00
ELKHORN SOUTH HIGH SCHOOL		\$150.00
EMBROIDERY CONNECTION		\$140.00
FANGMEIER, WYNN		\$150.00
FINCHAM, SCOTT		\$120.00
FITZKE, ANDREW		\$86.00
FITZKE, TYLER		\$86.00
FLEECES, ANDREW		\$256.00
FORD, JAYSON		\$480.00
FORT CALHOUN HIGH SCHOOL		\$100.00
FRANSEN, JOEL		\$350.00
GHIMIRE, APEKSHYA		\$100.00
HAUFF SPORTS		\$1,443.20
HEARTLAND ACADEMIC COMPETITIONS		\$100.00
HOLDORF, JAIMEY		\$180.00
HOLIDAY INN EXPRESS LEXINGTON		\$1,404.00
HY-VEE INC		\$1,179.62
JACOBSON, MATT		\$150.00
JC BIOMEDICAL INC		\$194.50
JOHNSON, SYLVO		\$172.00
KAHLANDT, KRIS		\$570.00
KEARNEY, WILLIAM		\$140.00
KENNEDY, KEVIN		\$170.00
KOCH, KEVIN		\$86.00
KRAUSE, MATTHEW		\$60.00
LEWIS CENTRAL HIGH SCHOOL		\$625.00
LEWIS, RYAN		\$171.00
LEXINGTON HIGH SCHOOL		\$125.00
LORDINO, JONATHAN		\$170.00
LOU'S SPORTING GOODS		\$12,030.22

Vendor Name	Vendor Description	Amount
MAR, JACK		\$170.00
MAR, KEN		\$85.00
MAR, KEVIN		\$170.00
MARCH OF DIMES		\$200.00
METRO FOOTBALL COACHES ASSOCIATION		\$100.00
METZLER, ALEX		\$350.00
MUSIC THEATRE INTERNATIONAL		\$912.51
NEBRASKA FBLA FOUNDATION TRUST		\$100.00
NESBIT, KELVIN		\$86.00
NORRIS HIGH SCHOOL		\$1,094.00
NSAA		\$83.33
OLBRICH, KAI		\$50.00
PAPROCKI, CASEY		\$350.00
PLATTSMOUTH COMMUNITY SCHOOLS		\$190.00
POLK, MARLON		\$180.00
SCHUYLER CENTRAL HIGH SCHOOL		\$175.00
SKILLSUSA INC		\$696.00
SPORTBOARDZ LLC		\$150.00
SPURGEON, SCOTT		\$70.00
UNIVERSAL DANCE ASSOCIATION		\$20,292.94
US BANK		\$13,302.80
WAGNER, NATHAN		\$86.00
WALTON, DAVE		\$800.00
WAVERLY HIGH SCHOOL		\$120.00
WEEPING WATER PUBLIC SCHOOLS		\$120.00
WHITE, JOSHUA		\$60.00
WILTFONG, CARSON		\$86.00
WOLF, JACOB		\$170.00
Fund Number 21		<hr/> \$74,853.80
Checking Account ID	ACTIVITY	<hr/> \$74,853.80

Regular; Beginning Month 01/2023; Processing Month 01/2023; Fund Number 21

Fund: 21 ACTIVITY FUND

<u>Chart of Account Number</u>	<u>Chart of Account Description</u>	<u>Beginning Balance</u>	<u>Expenses</u>	<u>Revenues</u>	<u>Balance Change</u>	<u>Balance</u>
21 765 0100	HS Athletics	39,047.86	2,686.94	0.00	0.00	36,360.92
21 765 0101	BMS Athletics	12,249.05	3,687.60	2,000.00	0.00	10,561.45
21 765 0102	BSMS Athletics	3,185.41	2,244.96	0.00	0.00	940.45
21 765 0105	Football	35,320.86	299.50	(1,204.50)	0.00	33,816.86
21 765 0110	BMS Football	(4,854.96)	0.00	0.00	0.00	(4,854.96)
21 765 0111	Varsity Track	4,868.98	2,924.94	(1,099.66)	0.00	844.38
21 765 0112	BMS Track	1,946.35	0.00	0.00	0.00	1,946.35
21 765 0113	Athletic Training	3,301.85	15.16	0.00	0.00	3,286.69
21 765 0114	Uniforms	12,071.62	6,018.47	0.00	0.00	6,053.15
21 765 0115	Volleyball	7,301.11	33.33	0.00	0.00	7,267.78
21 765 0116	Lodging/Meals	1,604.77	2,276.00	0.00	0.00	(671.23)
21 765 0117	Dues/Fees	2,108.73	85.00	0.00	0.00	2,023.73
21 765 0118	Cross Country Club	3,437.57	0.00	0.00	0.00	3,437.57
21 765 0119	Baseball	7,579.39	120.00	0.00	0.00	7,459.39
21 765 0120	BMS Volleyball	8,026.87	0.00	0.00	0.00	8,026.87
21 765 0121	BSMS Football	9.08	0.00	0.00	0.00	9.08
21 765 0122	BSMS Track	0.00	0.00	0.00	0.00	0.00
21 765 0123	BSMS Volleyball	328.49	0.00	0.00	0.00	328.49
21 765 0124	BSMS Boys' Basketball	(1,796.10)	0.00	0.00	0.00	(1,796.10)
21 765 0125	Boys' Basketball	3,435.37	3,380.00	6,967.12	0.00	7,022.49
21 765 0130	BMS Boys' Basketball	(429.52)	0.00	0.00	0.00	(429.52)
21 765 0131	Unified Track & Field	0.00	0.00	0.00	0.00	0.00
21 765 0132	Unified Track & Field Club	0.00	0.00	0.00	0.00	0.00
21 765 0135	Girls' Basketball	4,492.70	1,811.00	2,316.00	0.00	4,997.70
21 765 0140	BMS Girls' Basketball	(2,232.64)	280.00	571.00	0.00	(1,941.64)
21 765 0141	Baseball Club	2,665.10	0.00	0.00	0.00	2,665.10
21 765 0142	Volleyball Club	6,365.33	0.00	0.00	0.00	6,365.33
21 765 0143	BSMS Girls' Basketball	(2,109.20)	280.00	689.00	0.00	(1,700.20)
21 765 0145	Cross Country	4,924.85	0.00	0.00	0.00	4,924.85
21 765 0146	BMS Cross Country	(494.00)	0.00	0.00	0.00	(494.00)
21 765 0147	BSMS Cross Country	(37.95)	0.00	0.00	0.00	(37.95)
21 765 0150	Boys' Golf	2,710.72	0.00	0.00	0.00	2,710.72
21 765 0151	Softball Club	3,572.20	0.00	0.00	0.00	3,572.20
21 765 0152	Boys' Soccer	1,127.20	0.00	958.46	0.00	2,085.66
21 765 0153	Boys' Soccer Fundraising	901.67	0.00	1,565.13	0.00	2,466.80
21 765 0155	Girls' Golf	(1,358.60)	0.00	0.00	0.00	(1,358.60)
21 765 0156	Girls' Tennis	1,728.46	0.00	0.00	0.00	1,728.46

Regular; Beginning Month 01/2023; Processing Month 01/2023; Fund Number 21

Fund: 21 ACTIVITY FUND

<u>Chart of Account Number</u>	<u>Chart of Account Description</u>	<u>Beginning Balance</u>	<u>Expenses</u>	<u>Revenues</u>	<u>Balance Change</u>	<u>Balance</u>
21 765 0164	Girls' Soccer	3,254.89	1,017.52	0.00	0.00	2,237.37
21 765 0165	Girls' Soccer Fundraising	7,110.91	0.00	0.00	0.00	7,110.91
21 765 0166	Girls' Tennis Club	1,893.47	0.00	0.00	0.00	1,893.47
21 765 0180	Wrestling	4,050.94	5,414.97	6,357.00	0.00	4,992.97
21 765 0185	BMS Wrestling	(2,355.31)	0.00	0.00	0.00	(2,355.31)
21 765 0186	BSMS Wrestling	0.00	0.00	384.00	0.00	384.00
21 765 0190	Girls' Softball	6,354.45	0.00	1,204.50	0.00	7,558.95
21 765 0191	Unified Bowling	2,247.26	0.00	0.00	0.00	2,247.26
21 765 0192	Boys' Golf Club	0.00	0.00	0.00	0.00	0.00
21 765 0193	Girls' Golf Club	0.00	140.00	0.00	0.00	(140.00)
21 765 0195	Track Club	(446.46)	0.00	1,099.66	0.00	653.20
21 765 0196	Football Club	3,203.91	2,031.00	11,266.00	0.00	12,438.91
21 765 0200	Band	7,415.35	572.90	419.80	0.00	7,262.25
21 765 0205	Flag Corp	0.00	0.00	0.00	0.00	0.00
21 765 0210	BE Band Resale	531.88	0.00	0.00	0.00	531.88
21 765 0215	PC Band Resale	30.90	0.00	0.00	0.00	30.90
21 765 0220	HE Band Resale	1,795.00	747.77	0.00	0.00	1,047.23
21 765 0221	AP Band Resale	124.30	0.00	0.00	0.00	124.30
21 765 0222	SE Band Resale	0.00	0.00	0.00	0.00	0.00
21 765 0250	Band Fundraising	0.00	0.00	0.00	0.00	0.00
21 765 0300	Dance Team	22,654.17	20,292.94	5,595.17	0.00	7,956.40
21 765 0351	Wrestling Cheerleading	877.34	0.00	0.00	0.00	877.34
21 765 0355	Varsity Cheerleading	3,471.54	1,042.32	2,714.50	0.00	5,143.72
21 765 0410	Class of 2014	0.00	0.00	0.00	0.00	0.00
21 765 0415	Class of 2015	0.00	0.00	0.00	0.00	0.00
21 765 0416	Class of 2016	0.00	0.00	0.00	0.00	0.00
21 765 0417	Class of 2017	0.00	0.00	0.00	0.00	0.00
21 765 0418	Class of 2018	0.00	0.00	0.00	0.00	0.00
21 765 0419	Class of 2019	0.00	0.00	0.00	0.00	0.00
21 765 0420	Class of 2020	0.00	0.00	0.00	0.00	0.00
21 765 0421	Class of 2021	0.00	0.00	0.00	0.00	0.00
21 765 0422	Class of 2022	0.00	0.00	0.00	0.00	0.00
21 765 0423	Class of 2023	0.00	0.00	0.00	0.00	0.00
21 765 0425	Prom	5,236.87	0.00	0.00	0.00	5,236.87
21 765 0450	Skills USA/VICA	8,912.75	825.98	845.00	0.00	8,931.77
21 765 0501	B-Club	222.58	0.00	0.00	0.00	222.58
21 765 0505	PC Student Council	82.86	0.00	0.00	0.00	82.86

Regular; Beginning Month 01/2023; Processing Month 01/2023; Fund Number 21

Fund: 21 ACTIVITY FUND

<u>Chart of Account Number</u>	<u>Chart of Account Description</u>	<u>Beginning Balance</u>	<u>Expenses</u>	<u>Revenues</u>	<u>Balance Change</u>	<u>Balance</u>
21 765 0510	HE Student Council	1,309.81	0.00	0.00	0.00	1,309.81
21 765 0511	AP Student Council	558.48	51.75	495.18	0.00	1,001.91
21 765 0512	SE Student Council	(134.88)	0.00	0.00	0.00	(134.88)
21 765 0550	BE Miscellaneous	6,845.95	331.46	90.63	0.00	6,605.12
21 765 0555	BE Yearbook	1,629.23	0.00	0.00	0.00	1,629.23
21 765 0556	Elementary Spanish	(428.20)	0.00	0.00	0.00	(428.20)
21 765 0557	PC Miscellaneous	10,110.29	0.00	137.03	0.00	10,247.32
21 765 0558	PC Yearbook	0.00	0.00	0.00	0.00	0.00
21 765 0559	Washington DC Trip	1,584.45	0.00	582.86	0.00	2,167.31
21 765 0560	HE Miscellaneous	9,238.59	842.70	132.44	0.00	8,528.33
21 765 0561	AP Miscellaneous	9,609.80	501.65	90.63	0.00	9,198.78
21 765 0565	HE Yearbook	0.00	0.00	0.00	0.00	0.00
21 765 0566	AP Yearbook	1,120.00	0.00	0.00	0.00	1,120.00
21 765 0567	SE Miscellaneous	(1,155.58)	13.96	90.62	0.00	(1,078.92)
21 765 0568	SE Yearbook	0.00	0.00	0.00	0.00	0.00
21 765 0590	BE Student Council	265.93	0.00	0.00	0.00	265.93
21 765 0600	FBLA	8,938.27	300.00	0.00	0.00	8,638.27
21 765 0601	BMS FBLA	91.00	0.00	0.00	0.00	91.00
21 765 0602	BSMS FBLA	0.00	0.00	0.00	0.00	0.00
21 765 0650	Fine Arts	(1,286.52)	0.00	0.00	0.00	(1,286.52)
21 765 0651	Play Production	3,140.09	0.00	0.00	0.00	3,140.09
21 765 0652	Speech	856.10	0.00	0.00	0.00	856.10
21 765 0700	Foreign Language Club (Spanish)	844.08	0.00	0.00	0.00	844.08
21 765 0720	French	757.53	81.00	0.00	0.00	676.53
21 765 0750	Journalism	197.49	0.00	0.00	0.00	197.49
21 765 0800	High School Misc	3,807.55	470.45	2,715.26	0.00	6,052.36
21 765 0801	HS Robotics	2,062.88	0.00	0.00	0.00	2,062.88
21 765 0802	Quiz Bowl	414.90	100.00	200.00	0.00	514.90
21 765 0803	BMS Robotics	92.00	0.00	0.00	0.00	92.00
21 765 0804	Cultural Diversity Club	311.27	0.00	0.00	0.00	311.27
21 765 0805	Youth Boys' Basketball	7,178.77	1,602.28	850.00	0.00	6,426.49
21 765 0806	Outdoor Club	3,119.59	183.41	0.00	0.00	2,936.18
21 765 0807	Key Club	3,911.33	987.86	0.00	0.00	2,923.47
21 765 0808	BSMS Robotics	0.00	0.00	0.00	0.00	0.00
21 765 0809	National Honor Society	0.00	0.00	904.00	0.00	904.00
21 765 0810	BMS PTO	0.00	0.00	0.00	0.00	0.00
21 765 0815	Landscaping Fund	314.47	0.00	0.00	0.00	314.47

Regular; Beginning Month 01/2023; Processing Month 01/2023; Fund Number 21

Fund: 21 ACTIVITY FUND

<u>Chart of Account Number</u>	<u>Chart of Account Description</u>	<u>Beginning Balance</u>	<u>Expenses</u>	<u>Revenues</u>	<u>Balance Change</u>	<u>Balance</u>
21 765 0820	Environmental Science	103.33	0.00	0.00	0.00	103.33
21 765 0825	Girls' Youth Basketball	3,546.34	0.00	150.00	0.00	3,696.34
21 765 0830	PSAT/AP	9,449.50	2,160.00	0.00	0.00	7,289.50
21 765 0835	Drivers' Education	353.00	0.00	0.00	0.00	353.00
21 765 0840	Baylor Test Prep	0.00	0.00	0.00	0.00	0.00
21 765 0845	BMS Yearbook	3,633.36	0.00	0.00	0.00	3,633.36
21 765 0846	BSMS Yearbook	(255.96)	0.00	0.00	0.00	(255.96)
21 765 0850	Post Prom	0.00	0.00	0.00	0.00	0.00
21 765 0855	Boys' Youth Golf	2,807.89	0.00	0.00	0.00	2,807.89
21 765 0856	Girls' Youth Golf	2,807.89	0.00	0.00	0.00	2,807.89
21 765 0860	BMS Engineering	1,343.45	0.00	0.00	0.00	1,343.45
21 765 0861	BSMS Engineering	0.00	0.00	0.00	0.00	0.00
21 765 0865	HS Engineering	517.92	0.00	0.00	0.00	517.92
21 765 0870	BMS Leadership Group	63.86	0.00	0.00	0.00	63.86
21 765 0871	BSMS Leadership Group	0.00	0.00	0.00	0.00	0.00
21 765 0875	Wellness	3,602.83	0.00	15.00	0.00	3,617.83
21 765 0880	Facilities Use	41,811.86	0.00	85,817.71	0.00	127,629.57
21 765 0890	HS Student Senate	26,649.21	73.60	0.00	0.00	26,575.61
21 765 0891	BMS Student Senate	2,455.94	581.53	0.00	0.00	1,874.41
21 765 0892	BMS Cooking Club	1,966.11	361.52	0.00	0.00	1,604.59
21 765 0893	BMS Miscellaneous	2,854.22	165.57	117.13	0.00	2,805.78
21 765 0894	BSMS Student Senate	966.25	0.00	0.00	0.00	966.25
21 765 0895	BSMS Cooking Club	1,084.72	111.41	25.00	0.00	998.31
21 765 0896	BSMS Miscellaneous	(2,585.18)	69.85	120.47	0.00	(2,534.56)
21 765 0900	Music	4,828.10	0.00	0.00	0.00	4,828.10
21 765 0905	Music Student Fundraising	0.00	0.00	0.00	0.00	0.00
21 765 0910	Musical	12,649.09	7,302.51	0.00	0.00	5,346.58
21 765 0915	Music Resale	0.00	0.00	0.00	0.00	0.00
21 765 0916	MS Music Resale	244.00	0.00	0.00	0.00	244.00
21 765 0917	BSMS Music Resale	0.00	0.00	0.00	0.00	0.00
21 765 0950	Vocational	183.96	0.00	0.00	0.00	183.96
21 765 0951	Tech & Living	0.00	0.00	0.00	0.00	0.00
21 765 0952	Art Lab	501.49	0.00	0.00	0.00	501.49
21 765 0953	Art International Travel	0.00	0.00	0.00	0.00	0.00
21 765 0955	Shop	271.25	0.00	75.00	0.00	346.25
21 765 0970	HS Library	656.49	0.00	0.00	0.00	656.49
21 765 0971	PC Library	2,002.67	0.00	13.91	0.00	2,016.58

Regular; Beginning Month 01/2023; Processing Month 01/2023; Fund Number 21

Fund: 21 ACTIVITY FUND

<u>Chart of Account Number</u>	<u>Chart of Account Description</u>	<u>Beginning Balance</u>	<u>Expenses</u>	<u>Revenues</u>	<u>Balance Change</u>	<u>Balance</u>
21 765 0972	SE Library	666.25	0.00	75.59	0.00	741.84
21 765 0975	BE Library	3,226.43	0.00	0.00	0.00	3,226.43
21 765 0976	AP Library	3,061.97	0.00	9.14	0.00	3,071.11
21 765 0995	HE Library	1,777.13	0.00	46.82	0.00	1,823.95
21 765 0996	BMS Library	5,586.20	32.99	0.00	0.00	5,553.21
21 765 0997	BSMS Library	347.45	0.00	26.23	0.00	373.68
21 765 1410	Interest	1,922.38	0.00	43.18	0.00	1,965.56
Fund Total: 21		454,074.29	74,553.80	135,472.01	0.00	514,992.50

Elementary Board Report



To: The Bennington Board of Education
 From: Chad Boyes - Anchor Pointe, Danielle Robb - Bennington,
 Katie Lethcoe- Heritage, Alison Evangelisti - Pine Creek, Molly O'Connor-
 Stratford

Date: February 13, 2023

Current Enrollment

	Anchor Pointe Elementary	Bennington Elementary	Heritage Elementary	Pine Creek Elementary	Stratford Elementary
Preschool	73				
Kindergarten	70	62	77	84	44
First Grade	53	76	75	95	65
Second Grade	61	67	76	98	73
Third Grade	48	64	80	113	51
Fourth Grade	46	61	65	86	56
Fifth Grade	63	75	66	109	53
TOTAL	414	405	439	585	342

Kindness Week


All Elementary buildings participated in dress up days throughout the week to celebrate kindness week.

Heritage: Each day students were given a new prompt during morning meetings to reflect on and discuss acts of kindness.

Anchor Pointe: Random Acts of Kindness Week. The Student Council will spend the week modeling to our staff and students various Random Acts of Kindness they can do and HOW they, too, can carry the KINDNESS forward!

Stratford: The student council organized a wonderful week of Kindness. We had theme dress up days, completed kindness checklists, made valentine cards for the elderly, and decorated Starbucks sleeves with a kind message for those who went through the drive through!

Bennington Elementary: The Student Council raised over \$2000 during Kindness Week to support the Nebraska Humane Society. Students also brought in donations to help animals in need. Students enjoyed fun dress up days throughout the week!





Elementary Board Report

Parent Teacher Conferences

We will be holding parent teacher conferences on Tuesday, February 14th and Wednesday, February 15th from 4:00-8:00 p.m. We are hopeful to get 100% of families in attendance.

100th Day of School

Elementary buildings celebrated the 100th Day of School on Friday, January 27th.



Middle School News



Winter Sports Update

Middle School Wrestling and Girls' Basketball seasons are underway. BSMS has 27 students participating in wrestling and 39 in girls' basketball. BMS has 26 athletes out for wrestling and 33 participating in girls' basketball.



Hexter Three Academic Achievement Celebrations

Both BSMS and BMS held their Hexter Three Academic Achievement Celebrations in January to honor those students who earned all As and Bs third hexter. BSMS had 425 students qualify, and BMS had 192 students qualify for this honor. We are very proud of all they have accomplished.

Student Led Conferences

Student Led Conferences will be held on Tuesday, February 14th and Wednesday February 15th from 4:30 pm to 8:30 pm.

CURRENT ENROLLMENT

- BMS (Total - 413)
 - 6th - 143
 - 7th - 135
 - 8th - 135
- BSMS (Total - 511)
 - 6th - 189
 - 7th - 178
 - 8th - 144




MS Students Advance to Regionals

Aisha Mar Macossay, 8th grader at BSMS, was the winner of the District Spelling Bee. She will move on to the regional bee March 18th.



Two Bennington Middle School students recently won awards at the Nebraska State Scholastic Art Region for their outstanding artwork. The students will be honored at The Nebraska State Scholastic Art show Regional Awards ceremony on Saturday, March 4 th. at the OPS TAC Building. Bennington Middle School students who were recognized are: Jetliawng Bawnwang, Gold Key and Garrett George, Honorable Mention.



BENNINGTON SENIOR HIGH SCHOOL

16610 Bennington Road
Bennington, NE 68007

To: Board of Education

From: Greg Lamberty, Bennington High School Principal

Date: February 13, 2023 Board Meeting

Current enrollment for grades 9-12 in the 2022-2023 School Year

<u>Grade</u>	<u>+</u>	<u>-</u>	<u>Net</u>	<u>2/7/2023</u>
Ninth	23	9	14	272
Tenth	16	20	-4	244
Eleventh	15	22	-7	254
Twelfth	7	6	1	234
Total	61	57	4	1,003

UPDATES

- Bennington Wrestlers competed in the State Duals on February 4th and earned 3rd place defeating Grand Island Northwest & Cozad. BHS hosted District Wrestling on February 10 and 11, 2023.
- Bennington Wrestling qualified 2 girls, Maycee Peacher & Kianna Wingender, at District Wrestling on February 4th. State Wrestling is scheduled for February 16-18 at the CHI Center in Omaha.
- The Bennington Dance Team competed in the National Championships in Orlando, Florida on February 3-5, 2023. The Dance Team qualified for the semi-finals for the first time in program history.
- State Cheer & Dance Competitions are scheduled for February 15-18 at the Heartland Events Center in Grand Island, Nebraska. The Championships are
- BHS will host Parent-Teacher Conferences on Tuesday, February 14 and Wednesday, February 15 from 5:00-9:00 pm.
- The BHS Speech team finished in 6th place at the Wayne State Competition on February 3. The Eastern Midlands Conference Championships are scheduled for February 18th at Norris High School.
- The Boys' Basketball team captured the EMC Tournament Championship on Friday, January 27 by defeating the Norris Titans. The Girls' Basketball team finished 5th going 1-1 in the tourney.
- The Unified PE class participated in the Special Olympics Basketball Festival at The Union Bank & Trust Complex in Elkhorn on Thursday, January 26 and in an exhibition game against Fort Calhoun on February 9.

- Skills USA Week was celebrated February 6-10 at BHS. The Skills USA Bennington Chapter raised \$250 with the fundraiser, “Administration dresses like a Student for a Day.”

Social Media Celebrations for Bennington High School:



Unified Basketball Festival Team(s) – January 26, 2023 @ UBT Complex



BHS Speech Team at Wayne State Competition



BHS Girls Wrestling State Qualifiers: Kianna Wingender, Coach Craig Pokorny, & Maycee Peacher



Student Senate – WE LOVE BHS Decorations

Special Education Highlight

Bennington continues to extend our opportunities for our Unified Athletes and Life Skills program as a whole. We have expanded our coffee brew crew from just at the highschool to a traveling act, and are offering it at different schools throughout the district on a weekly basis. We have started our first year of Unified P.E., which is where we have been able to practice many sports and activities to prepare for the increase in games and tournaments. Currently we are competing hard with Unified Basketball and have 26 students participating in our new P.E. course.

The Badger Unified Basketball teams participated in the Special Olympics of Nebraska Unified Basketball Tournament (pictured below). The Badger Blue Team finished in 3rd place and the Badger Red Team finished in 2nd place. All the members of the team had a blast and enjoyed the experience! Not one person left without a smile or flushed cheeks! Unified Basketball was an opportunity for students to develop relationships with peers in a fun environment, while playing a competitive sport! Peer relationships and inclusion create the ability for all students to be involved and develop the skills necessary to be successful outside of the school setting! Thank you to Coaches Dean Wood and Joslyn Suing.



The team also traveled to Fort Calhoun and competed in between the Varsity Boys and Varsity Girls games on February 9th. Bennington will be hosting their own game on the early out scheduled for March 1st at 12:00 PM versus Papillion South High School. Next up will be the Unified Track Team. Go Badgers!

English Learner Program Update

Our student's passion for learning is as contagious as their smiles!



ELL BOARD REPORT

February 2023

OUR STUDENTS

17
DIFFERENT LANGUAGES



52 ACTIVE STUDENTS



42 ON MONITOR STATUS

FRENCH, KACHIN, PASHTO, GERMAN, VIETNAMESE, SPANISH, ARABIC, UKRAINIAN, TWI, PORTUGUESE, NEPALI, AFRIKAANS, KAREN, URDU, DINKA, PERSIAN, RUSSIAN



ELEMENTARY

We have been doing so many fun things in our EL program! Most recently, our students created a 2 minute presentation on a continent of their choice. They did research and used note taking skills to create their presentation. Second grade students created their own model of the earth while learning about continents out of art dough. We also worked on a food unit. Students wrote about how to make pizza and learned how ice cream is made. In the Fall, we learned about the life cycle of pumpkins and a group of our students carved pumpkins for their first time. Third graders compared two activities and wrote a paragraph stating their opinion on which is better. It was an exciting first experience with 2 of our newcomers earlier this year. They saw snow for the first time ever and caught a few snowflakes on their tongues. Hands on projects keep our students engaged and excited to learn!



SECONDARY

As for secondary students, I have been able to push into geometry this year to help my three failing students. Having Ann has been wonderful in that I have been able to focus more on the secondary program.



WHAT'S NEXT

Now, we are getting prepared for ELPA testing for the state. (English Language Proficiency Assessment) The window runs from February 6-March 9. Students are tested on the four language domains: listening, speaking, writing, and reading. Each domain takes approximately 30-45 minutes. We will be testing all 52 active EL students. The speaking section is done one on one and the other three sections are done in small groups, 2-4 students.

CONTACT US

Lisa Schonhoff

 lschonhoff@bennps.org

Ann Bouaphakeo

 abouaphakeo@bennps.org

Bennington Public Schools

Curriculum & Assessments Report

February 13, 2023

Assessment & Intervention

- ❖ Students in grades K-5 participate in our Benchmarking process to identify students in need of extra support through interventions. Benchmarking is complete and intervention services have begun. The Nebraska Reading Improvement Act passed by the Nebraska Legislature has expanded our responsibility to students considered deficient in reading through the benchmarking and specifically on the MAP-Growth Reading test. Students below the thresholds shown below must receive an Individual Reading Improvement Plan (IRIP). Teachers in grades K-5 have updated plans for students continuing to receive support and written new plans for newly identified students. Parents have received a phone call from the classroom teachers to learn about the extra support and the IRIPs will be presented and reviewed with parents during conferences February 14th & 15th.

MAP-GROWTH	FALL	WINTER	SPRING
KINDERGARTEN	below 130	below 140	below 147
GRADE 1	below 149	below 159	below 164
GRADE 2	below 164	below 173	below 177
GRADE 3	below 178	below 185	below 189
GRADE 4	below 185 & IRIP in 3rd Grade	below 192 & IRIP in 3rd Grade	below 194 & IRIP in 3rd Grade
GRADE 5	below 193 & IRIP in 4th Grade	below 198 & IRIP in 4th Grade	below 200 & IRIP in 4th Grade

- ❖ Bennington’s plan for supporting students qualifying for an IRIP includes continuing service for students even if they reach the threshold identified. Students must hit the threshold two consecutive Benchmarks to no longer qualify for additional reading support. The table below shows the progress made for students receiving the additional support through the IRIP.
 - o EL Students – 6/10 Met Winter Grade Level Threshold – In first 2 years of school, no IRIP
 - o 46% of Fall IRIP Students Met Winter Grade Level Threshold

	Fall	Winter - Met	Winter - Exit	Winter - New	Winter - Not Met	Total Winter
AP GR K	1	0	N/A	1	1	2
AP GR 1	3	1	0	2	3	5
AP GR 2	11	7	2	0	4	9
AP GR 3	7	6	1	2	1	8
AP GR 4	4	4	1	N/A	0	3
AP GR 5	1	0	0	N/A	1	1
TOTAL	27	18	4	5	10	28

Bennington Public Schools
Curriculum & Assessments Report
February 13, 2023

Attachment V-A.5

BE GR K	0	0	NA	6	0	6
BE GR 1	6	1	0	5	5	11
BE GR 2	15	5	1	1	9	15
BE GR 3	12	5	3	0	4	9
BE GR 4	2	1	0	N/A	1	2
BE GR 5	2	0	1	N/A	1	1
TOTAL	37	12	5	12	20	44
HE GR K	5	2	N/A	4	3	9
HE GR 1	5	1	0	8	4	13
HE GR 2	30	13	2	1	16	28
HE GR 3	25	15	5	1	9	20
HE GR 4	2	1	0	N/A	1	2
HE GR 5	3	0	0	N/A	3	3
TOTAL	70	32	7	14	36	75
PC GR K	5	3	0	5	2	10
PC GR 1	11	5	1	8	6	18
PC GR 2	28	11	1	2	17	29
PC GR 3	10	7	3	1	3	8
PC GR 4	7	3	1	N/A	4	6
PC GR 5	1	0	0	N/A	1	1
TOTAL	62	29	6	15	33	72
SE GR K	4	3	0	0	1	4
SE GR 1	1	0	0	4	1	5
SE GR 2	20	10	0	2	11	23
SE GR 3	6	1	1	0	6	6
SE GR 4	3	2	0	N/A	3	3

Bennington Public Schools Curriculum & Assessments Report February 13, 2023

Attachment V-A.5

SE GR 5	2	0	0	N/A	2	2
TOTAL	36	16	1	6	24	43
DISTRICT	232	107	23	52	123	262

❖ Met includes the number of students that met one or two times

❖ Below is a table of the number of students qualified for intervention for this Spring Semester.

School & Intervention	K	1	2	3	4	5	TOTAL
AP – IRIP	2	5	9	8	3	1	28
AP – READ	NA	3	5	4	1	4	17
AP – MATH	NA	0	6	3	4	5	18
BE - IRIP	6	11	15	9	2	1	44
BE – READ	NA	10	9	5	1	2	27
BE – MATH	NA	4	9	5	1	3	22
HE – IRIP	9	13	28	20	2	3	75
HE – READ	NA	6	14	5	2	3	30
HE – MATH	NA	5	16	13	6	14	54
PC – IRIP	10	18	29	8	6	1	72
PC – READ	NA	23	25	1	1	3	53
PC - MATH	NA	8	17	6	3	9	43
SE - IRIP	4	5	23	6	3	2	43
SE - READ	NA	6	8	3	1	3	21
SE - MATH	NA	1	10	4	3	3	21
TOTAL IRIP	31	52	104	51	16	8	262
TOTAL READ	NA	48	61	18	6	15	257
TOTAL MATH	NA	18	58	31	17	34	158

❖ Multiple data points are used to identify students for services from the Reading and Math Specialists.

❖ Kindergarten does not officially qualify for pull-out services. They receive flexible support in class.

❖ Students may be counted more than once in this chart, as they may receive one to three services.

Bennington Public Schools
Curriculum & Assessments Report
February 13, 2023

❖ Below is a table of intervention supports in the Middle Schools for Fall 2022.

School & Intervention	6	7	8	TOTAL
BMS – IRIPs	4	NA	NA	4
BMS – READ	24	13	26	63
BMS – MATH	28	24	23	75
BSMS – IRIPs	3	NA	NA	3
BSMS – READ	23	23	10	56
BSMS – MATH	24	21	10	55
TOTAL IRIP	7	NA	NA	7
TOTAL READ	47	36	36	119
TOTAL MATH	52	45	33	130

- Students may be counted more than once if they receive multiple supports.

❖ Below is a table of intervention supports in the Middle Schools for Spring 2022.

School & Intervention	6	7	8	TOTAL
BMS – IRIPs	4	NA	NA	4
BMS – READ	27	18	24	69
BMS – MATH	31	19	23	73
BSMS – IRIPs	3	NA	NA	3
BSMS – READ	23	22	16	61
BSMS – MATH	23	25	14	62
TOTAL IRIP	7	NA	NA	7
TOTAL READ	50	40	40	130
TOTAL MATH	54	44	37	135

Superintendent Notes – February 2023

1. The District has been very busy interviewing and filling open certificated positions for the 2023/24 school year. The administration has conducted over 30 interviews and has presented to the Board of Education 14 certificated employees for 23/24 contract approval. We currently have an additional five certificated openings for the 23/24 school term with a goal to fill a majority, if not all, of these by the March 13th Board of Education meeting. We currently have 15 openings for support staff and have approval for an additional five support staff for the 23/24 school term. This is a far cry from the numbers presented to the board last year as we worked to open two new buildings. The District will see some more attrition in both certificated and support staff employment for the next fiscal year. In addition, the Curriculum Committee still has an abundant list of requests for more personnel that may be approved in the next few months. It is estimated the District will have between 30 to 40 new employees for the 2023/24 fiscal year (see Blomenkamp Memo).
2. I will be out of the District from Wednesday, April 5th to Monday April 10th. I have been asked to join Ms. Fitzgerald and over 125 fifth grade students and their sponsors on a trip to Washington DC. Dr. Hoge will be in the office and available for your questions and to support the administration if needed.
3. Bennington implemented the Safe2Help Tip line at the beginning of the 2020 calendar year. There was new legislation that was passed in 2021 to make Safe2Help a statewide tip line. All 5th through 12th grade students have been trained on the use of this hotline in a group presentation by the administration and Deputy Baker at the beginning of each year. Administrators have been contacted by email through this software or directly by Boystown. For the 2022-23 school year, we have had 92 total contacts through Safe2Help. High School = 47 Tips, Middle School = 44 Tips, and Elementary = 2 Tips. The calls are categorized into approximately 50 different event types ranging from alcohol to suicide. The top three event notifications for Bennington are; bullying/cyber bullying (28), drugs (16) and harassment (9).
4. As you know, the district has many youth sports organizations that utilize our facilities. We welcome this opportunity to work with these organizations in providing activities for children in our community. The District sees the use of our facilities by these youth sports organizations as fundamental in the growth and development of our community. Each of these organizations have expanded in size as our community grows. In addition to more students and families using more facilities, we are seeing each organization grow in programming. This growth (both in sheer numbers and programming) has caused some strain on our facilities, personnel and budget. We understand that each program wants to keep up with other like programs in the metro area and wants to provide children and families a quality program with safe and quality facilities. However, the District is at a point where it may have to manage this growth because of new legislation or growing constraints on facilities, personnel and budget.
5. The State Apportionment payment was made at the beginning of February. This payment represents each district's share of the Temporary School Fund based on the census of children ages five to eighteen living in the district. The State of Nebraska collects these funds from state lands. The actual 2022/23 Apportionment of \$59,688,237.31 among a state total census of 381,764 resulted in an apportionment factor of \$156.35 per child. Bennington's share of this state apportionment is \$751,254.65 using a total district student census of 4,805. This is an increase of \$258,097.70 over the previous year. The main reason for this increase in funds was an increase in the census of 354 students and an increase in the apportionment factor (\$110.50 to \$156.35) per child. Please remember that these funds are a part of revenue for the 2022-23 general fund and have already been accounted for in the budget.
6. We have deleted "Construction Report" off the agenda for the February meeting. We do not have any change orders to approve and all projects are finishing up on punch lists and paperwork. We will report out some construction projects as notifications to the Board in emails or through Supt. Notes in the future. We will keep the Board updated on such things as track resurfacing, chiller replacement, auxiliary gym floor replacement and construction closeout items as needed.



Date: February 13, 2023
 To: Dr. Haack and Bennington School Board
 From: Matt Blomenkamp
 Subject: Human Resources Update – Hiring of certified staff

Below is a breakdown of the number of interviews and the number of Full Time Educators (FTE) we've hired this year.

<u>Open Positions</u>	<u>Why</u>	<u>Building</u>	<u>Filled</u>
Elementary CADRE	Growth	TBD	Elise Ratigan
Elementary CADRE	Growth	TBD	Brynn Hamer
High School Science	Growth	High School	Laura Prochaska
Elementary SPED	Growth	TBD	Karissa Cox
Middle School SPED	Growth	BNMS	Amy Odson
Middle School Core	Growth	BNMS	Kim Wichert
Middle School Core	Growth	BSMS	OPEN
Middle School Math	Schafersman	BSMS	Lindsey Merrill
Middle School Music	Pressler	BSMS	Olivia Engel
Middle School Science	Schumacher	BSMS	Brendon Lyon
High School SPED (2022-23)	Koester	High School	Kady Wendt-Huston
Elem. 5th Grade (2022-23)	Muller	Heritage	Justin Klute
French	Rieck	High School/BSMS	OPEN
Middle School ELA	Nixon	BSMS	OPEN
Elementary 3rd Grade	McCormick	Pine Creek	OPEN
Speech Language	Growth	Elementary	Meghan Green
Elementary 5th Grade	Growth	TBD	Kayla Stappert
Middle School Computers	Levine	BSMS	Jessica Spilker
HAL	Korinek	K-8	OPEN

- In order to hire the teachers listed in the chart above, we've interviewed a total of 30 candidates.
- We have attended five job fairs this year (UNK (twice), UNL, Midland, and Wayne State). In those fairs, we've had the opportunity to interview 12 student teachers. we've also had the opportunity to meet dozens of other students that are currently student teaching or are looking to potentially be placed at Bennington for their student teaching experience in the next two years.
- The District is currently working with the middle school and the elementary schools to interviewed for their open positons.
- We currently have classified positions open in the district: Food Service - 6, Bus Drivers - 4, Para Professionals - 5.

Operations UPDATE

February 2023

2022-2023 SCHOOL YEAR

- Summer Project Plans
 - Facility Equipment Life Expectancy
 - Staffing and Expectations
-

SUMMER PROJECTS PLAN

Summer Maintenance Plans / Projects

Projects

- Remodel of old wrestling room to a training room and classroom. Old training room converted to a referee dressing room.
 - Will obtain bids for electrical, plumbing, and carpentry from the community. The project will not have a hired GC.
- Auxiliary gym floor will be replaced and covered by the District's insurance policy. This work is planned to begin the first week of April and will wrap up in approximately six weeks.
- As with every year, we will obtain summer work orders from staff and administration in May 2023.

Summer Staffing Needs

- 5 grounds crew for mowing and other projects
 - Reduction of 1 due lower expected demand
 - 2 paint crew members
-

Facility Life Expectancy Workbook

Facility Life Expectancy

- [Facility Life Expectancy Spreadsheet](#)
 - Areas of concern
 - High School roof sections 1 and 2
 - Pine Creek roof
 - Windows at Bennington Elementary
 - HVAC equipment at Bennington Elementary. Rooftop HP units are nearing end of life and parts are unavailable.
 - High School HVAC equipment 1. The District should start planning for replacements of these units in the next 10 years.
-

Staffing and expectations

Maintenance Staffing and Expectations

- Each building is staffed with one maintenance team member with the exception of the high school, which has two. The addition of the second maintenance team member for the PM shift has been extremely valuable to the district and our team.
 - This school year we had four new maintenance team members in our buildings. They have far exceeded our expectations and we are blessed to have them.
 - We will continue to work on the professional development of our maintenance team as well as working customer service training to provide our staff a good experience.
-

Community use of facilities

Community use of facilities

- Looking for solutions in the future to reduce the amount of hours the maintenance team spends away from their buildings taking care of sports fields in spring and fall. This is a concern often heard from building principals.
- The Turftank robot has been a huge help with striping our fields. The time needed to lay out and stripe a football field from scratch has been significantly reduced.
- While the Turftank is good for our team, there is only one in the district and it still takes time to bring to the field and set up.
- The community is requesting additional fields every year for community use and it is growing more difficult to maintain these fields while still servicing our buildings, staff, and students.

A Look Ahead

- Will rebid all consumables we purchase regularly this summer. (toilet paper, soap, paper towels)
 - Will continue to work with administration of each building to ensure quality and cleanliness are maintained.
 - Thank you to all of our operations team. BPS is blessed to have the crew we have. They have done a tremendous job with surprise leaks and snow storms we have seen the past few weeks.
-

Bennington Public Schools									
NDE Fiscal Year is Sept. 1st to Aug. 31st	Total Annual Expenditures	Expenditure Growth %	Formula Students	Formula Student Growth %	Annual Cost/Pupil ADM	Growth % Cost/Pupil ADM	State Cost/Pupil	State Growth % Cost/Pupil	Notes
2012-13	\$ 13,284,175	16.90%	1,459.37	10.44%	\$ 9,949.37	12.90%	\$ 11,037.85	3.06%	Open Elementary (HE)
2013-14	\$ 13,755,959	3.55%	1,561.21	6.98%	\$ 9,227.08	-7.26%	\$ 11,364.62	2.96%	
2014-15	\$ 15,209,690	10.57%	1,747.79	11.95%	\$ 9,276.44	0.53%	\$ 11,619.34	2.24%	
2015-16	\$ 16,805,502	10.49%	1,894.77	8.41%	\$ 9,306.74	0.33%	\$ 11,901.87	2.43%	
2016-17	\$ 18,585,948	10.59%	2,065.48	9.01%	\$ 9,137.46	-1.82%	\$ 12,230.02	2.76%	
2017-18	\$ 22,532,904	21.24%	2,329.32	12.77%	\$ 9,948.82	8.88%	\$ 12,613.59	3.14%	Open Middle Sch. (N)
2018-19	\$ 24,514,643	8.79%	2,605.28	11.85%	\$ 9,734.00	-2.16%	\$ 13,183.54	4.52%	
2019-20	\$ 27,621,757	12.67%	2,853.12	9.51%	\$ 10,026.00	3.00%	\$ 13,558.27	2.84%	Open Elementary (AP)
2020-21	\$ 33,159,093	20.05%	3,191.88	11.87%	\$ 10,860.00	8.32%	\$ 14,495.04	6.91%	
2021-22	\$ 34,998,824	5.55%	3,498.44	9.60%	\$ 11,133.00	2.51%	\$ 15,113.01	4.26%	

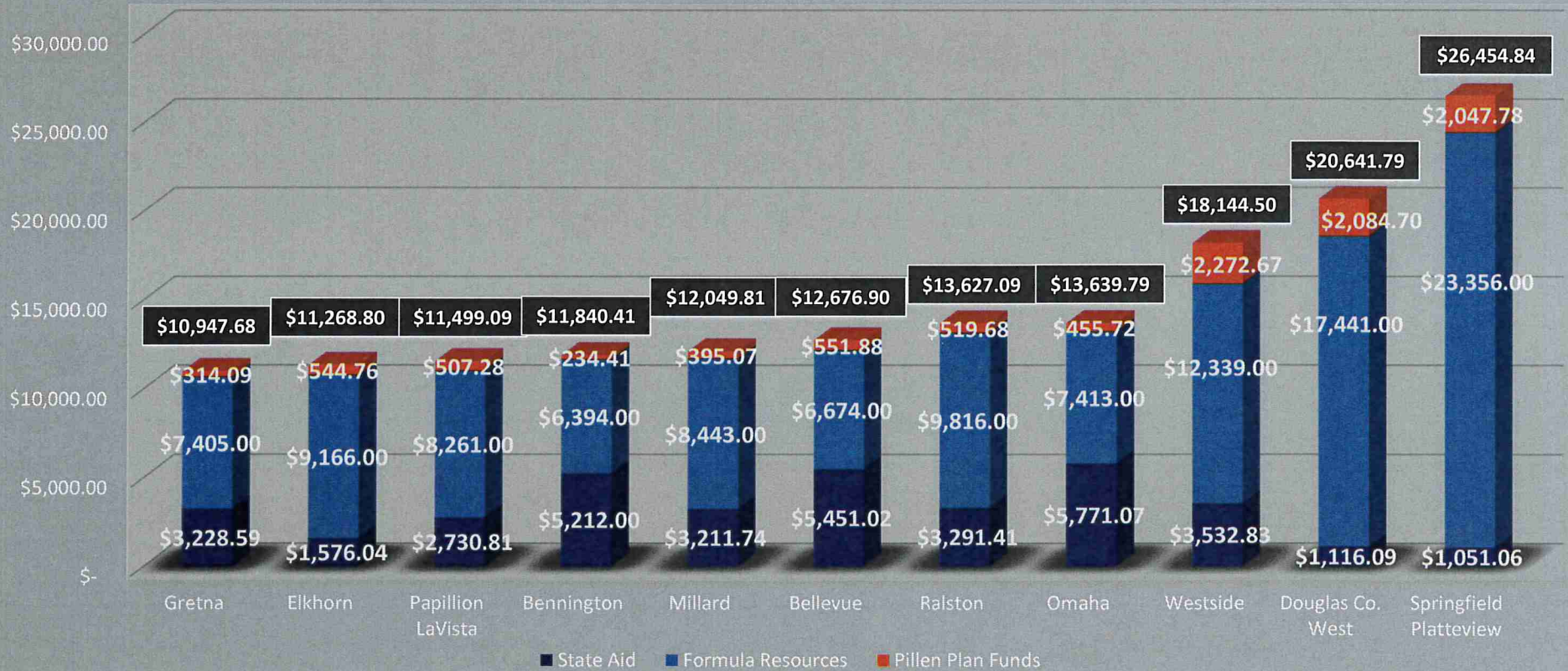
Average Growth:		12.04%		10.24%		2.52%		3.51%	
-----------------	--	--------	--	--------	--	-------	--	-------	--

- Total Annual Expenditures: This data can be found on the Nebraska Department of Education Finance & Organizational Services Document located at <https://sfos.education.ne.gov/Search?id=1>
Total annual expenditures include annual General Funds only and do not include bond funds*
- Formula Students: This data can be found on the Nebraska Department of Education State Aid Certification Document located at <https://www.education.ne.gov/fos/state-aid/>
Formula Students are calculated by the Nebraska Department of Education and reflect the previous year enrollment; not the actual current year's enrollment*
- Annual Cost/Pupil (ADM): This data can be found on the Nebraska Department of Education Finance & Organizational Services / Per Pupil Cost Document located
at <https://www.education.ne.gov/fos/annual-financial-report-school-district/statewide-information/per-pupil-costs/>*
- Four Growth Columns: All growth columns are a calculation of the percentage increase or decrease from year to year. The bottom number in each column is an average annual growth from yr - yr.*

Bennington Data Points:

- *District expenditures have grown at a 12.04% rate for the past decade
- *The District's student enrollment has grown at a 10.24% rate for the past decade
- *Our District's Per Pupil Cost has been at or near the lowest in the state and is increasing at a 2.25% average rate for the past decade and is approx. \$4,000 less than the state avg.
- *The Per Pupil Cost for the State of Nebraska has been increasing at a 3.51% average rate for the past decade
- *Our District must increase our General Fund Budget significantly to open new schools (i.e. 2012-13, 2017-18 & 2020-21)
- *The current budget growth plan (LB589), if amended, would allow for a 3% growth increase, a 1.2% enrollment increase with 10% student growth and a 5% increase with a vote of t
This plan would not allow for annual increases in employee compensation, the opening of new facilities, budgeting for major repairs or the addition of new programs.

State Aid and Formula Resources 2022-2023 Formula Per Student



State Aid is calculated from Equalization Aid, Net Option Funding, Allocated Income Tax Funds, and Community Achievement Plan Aid

Formula Resources are calculated from Local Effort Rate, Net Option Funding, Allocated Income Tax Funds, Other Actual Receipts, and Community Achievement Plan Aid

*Data included in this chart can be found on the Nebraska Department of Education State Aid Certification Document located at <https://www.education.ne.gov/fos/state-aid/>

MEMORANDUM

To: Dr. Terry Haack
Bennington Public Schools Board of Education Members

From: Julia Plucker

Date: February 10, 2023

Re: Legislative Update

General Session Information

Day 27 of the legislative session began with a return to morning floor debate, after two long weeks of morning and afternoon public hearings. The legislature will stay on this schedule – morning floor debate, afternoon public hearings – until March 28th, when full day floor debate will begin. Bills are trickling out of committees and onto general file, and the Speaker has announced that priority bills will be placed on the floor agenda first. Only two senators have declared their priority bill thus far (each senator gets one priority bill), I expect that more will be naming their priority shortly. Because of the contentious tone of the session, I predict that not much will be debated this year except priority bills. Speaker Arch has also stated that he will follow the filibuster rules of previous leaders – each bill is deemed “full and fair debate” after 8 hours of debate on general file, 4 hours on select file, and 2 hours on final reading. We will be utilizing this rule numerous times this session.

Highlighted Bills

I am highlighting five education bills that will be under serious consideration this session. Obviously, there are numerous other bills affecting education entities as evidenced on your bills of interest list, but wanted to focus on the following:

- LB 385 (Linehan) Adopt the Nebraska Teacher Recruitment and Retention Act
 - Appropriates \$20 million for recruitment and retention for teachers.
 - Creates 3 tiers of grants for teachers, depending upon years of service.
- LB 324 (Wishart) Change provisions relating to reimbursements under the Special Education Act
 - Increases special education reimbursement from 50% to 60% for FY2024-25 and FY2025-26; to 70% for FY2026-27; to 80% beyond FY2028-29.

- LB 583 (Sanders, at the request of the Governor) Provide for foundation aid and special education supplemental aid under TEEOSA
 - Provides \$1,500 per student aid for all school districts.
 - Expands state funding for special education by filling the gap between existing federal and state support and 80% of a district's anticipated expenditures for special education.
- LB 589 (Briese, at the request of the Governor) Adopt the School District Property Tax Limitation Act (as written – there is an amendment being discussed to accommodate some concerns of fast growing districts like Bennington)
 - Caps school district revenue growth at 3% with exceptions; up to 4% with the approval of 75% of the school board.
 - A district may exceed their property tax request authority by any amount with a 60% vote of the people.
- LB 681 (Clements, at the request of the Governor) Change provisions relating to a fund and provide for transfers under TEEOSA
 - Creates a new Education Future Fund, and appropriates \$1 billion from the General Fund to this new fund.
 - Intent language to appropriate \$250 million annually to the fund.
 - Funds used to pay the components of LB 583.

Please call me with any questions about the above bills, or any other legislative bill affecting Bennington Public Schools.



Multi-Tiered Systems of Support at Bennington High School

Dr. Greg Lamberty, Mr. Cody Bobolz, and Mrs. Jodie Green



What is MTSS?

What:

Multi Tiered
Systems of
Supports

Purpose: To ensure all students receive necessary support in the areas of academics and behavior to best prepare them for completion of high school and beyond.

How: A dynamic group of educators meet regularly to build and/or adjust systems and procedures for students and teachers as an ongoing process for continuous improvement.

GOALS of MTSS @ Bennington High School

Create and foster positive relationships with students & teachers.

Decrease the number of F's in grades 9-12.

Keep students on track for graduation over the course of 4 years.

Connect students with content teachers who can assist with academic success.

Provide reliable academic support and opportunities for students to help balance emotional, mental, and physical anxiety at BHS.

SUPPORTS Outside of the School Day @ BHS

- **Academic Coach**- students needing more intense assistance in the areas of English/Math
- **AM Study Center**- students struggling with concepts in Math, English, or Science can work with a teacher
- **PM Study Center**- students needing to prepare or retake assessments or just finish missing assignments
- **Saturday School**- students who need extra time to complete missing assignments or assessments

SUPPORTS During the School Day @ BHS

- Freshman Study Halls
- Foundations of Math Classes
 - Algebra
 - Geometry
 - Advanced Algebra
- Guided Study Halls
- Co-taught English & Math Classes
- Credit Recovery
- Advisory Period
- Homeroom
- Directed Study Halls

ADVISORY PERIOD

What is Advisory Period? - 20 minutes of academic focus offered 1 day per week (Tuesday) between 3rd and 4th hour.

Purpose - Assist students with Academic Success through reteaching, targeted instruction, and enrichment.

Format - Teachers are paired up by grade level or subject. Students are assigned a teacher/room based on academic performance & need.

Changes - Reviewed by the MTSS team with input (requests) from students, parents, and teachers.

1st Semester Data MTSS Review

Fall of 2021 Data

- 255 Total F's
- 145 Students had F's (15.2% of students)

F's By Grade

9th- 30

10th- 45

11th- 44

12th- 26

Fall of 2022 Data

- 202 Total F's
- 114 Students had F's (11.2% of students)

F's By Grade

9th- 31

10th- 26

11th- 35

12th- 22

Goal: 90% of our students will not be failing any classes by the end of the 2022-2023 school year

Current DATA

- Class of 2026 - 10 credits = on track.
 - 15 Freshman (out of 272) are not on track.
- Class of 2025 - 22 credits = on track.
 - 11 Sophomores (out of 244) are not on track.
- Class of 2024 - 35 credits = on track.
 - 15 Juniors (out of 254) are not on track.
- Class of 2023 - 43 credits = on track.
 - 10 Seniors (out of 234) are not on track.

Special Area of Concern

Math is Challenging & Concept Dependent

Bennington has High-Expectations:

- On Average 10% of students in Algebra fail (6% - 16% per semester).
- Fall 2022 - 16 students (out of 265) failed Algebra. About 6% of students this semester.
- Some Students Are Not Prepared for Algebra 1 or transfer with Pre-Algebra in Grade 9
- Regular Track for Math: Algebra-Geometry-Advanced Algebra

NEXT STEPS for 2023 & BEYOND

Appropriate supports from the start of the school year.

Pre-Algebra (Proposal #5): MAP < 200, Multiple F's, Attendance, Teacher Recommendation, & Algebra grade.

Evolution of Advisory Time & Homeroom

Guided Study Hall with a focus on Reading

Consistency with Grading & Interventions

QUESTIONS



**BENNINGTON PUBLIC SCHOOLS
ENROLLMENT OPTION STANDARDS 2023-24
RESOLUTION**

BE IT RESOLVED that the Bennington Public Schools hereby adopts actual capacity standards and approves the methodology used in arriving at such standards for its programs, classes, and grade levels for the 2023-24 school year as follows:

NAME	BUILDING PROGRAM CAPACITY	PROJECTED ENROLLMENT in 23-24	NUMBER OF OPTION STUDENTS in 23-24
Bennington High	1,008	1,067	0
Bennington Middle	414	447	0
Bennington South Middle	552	607	0
Anchor Pointe Elementary	356	373	0
Bennington Elementary	398	417	0
Heritage Elementary	438	449	0
Pine Creek Elementary	564	591	0
Stratford Elementary	356	357	0

BE IT FURTHER RESOLVED, based on the above chart of this Resolution, that all schools are operating at capacity for enrollment option students and for enrollment option purposes, and that the maximum number of students that Bennington Public Schools will accept in any such program, class, grade level or school building, or special education program in such facilities is zero, due to lack of capacity for the 2023-24 school year; and,

BE IT FURTHER RESOLVED that option enrollment applications must be received by March 15, 2023, as this filing deadline will not be waived; and,

BE IT FURTHER RESOLVED that only option enrollment applications required by law will be accepted on the condition that the option enrollment student otherwise meets all statutory or legal conditions or requirements for option enrollment, and attends Bennington Public Schools on a full-time basis for at least two consecutive years; and,

BE IT FURTHER RESOLVED that the placement of all option enrollment students, regardless of the programs, classes, grade levels, or buildings of assignment, shall at all times be determined by Bennington Public Schools.

**BENNINGTON PUBLIC SCHOOLS
BUILDING CAPACITY METHODOLOGY
2023-24**

BACKGROUND: Nebraska Statute 79-238 requires the school board to adopt by resolution specific standards for acceptance and rejection of applications. Standards may include the capacity of a program, grade level, or school building or the availability of appropriate special education program operated by the option school district. Capacity shall be determined by setting a maximum number of option students that a district will accept in any program, class, grade level, or school building, based upon available staff, facilities, or projected enrollment of resident students. The school board of the option district may by resolution declare a program, a class, or a school unavailable to option students due to lack of capacity.

Nebraska Statute 79-240 requires the application of a student who relocates in a different school district but wants to continue attending his or her original resident school district and has been enrolled in his or her original resident school district for the immediately preceding two years shall be automatically accepted.

ISSUES AND RECOMMENDATIONS: The Bennington Public Schools has been closed to Enrollment Option students since 2004-05 due to steady student population growth averaging 10.05% over the past ten years and 9.28% in the past five years (*slight decrease*). In addition to historical enrollment numbers, the district is projecting enrollment growth continuing in the 6% to 7% range for next year and the foreseeable future. The district has opened five (5) new schools since 2012/13. The community continues to review facility needs to add capacity at all grade levels and may seek approval for additional facilities to accommodate growth in the near future. For these reasons, the administration recommends that the Board continue the practice of not allowing enrollment option students in the Bennington School District for reasons of building capacity, with the exception of cases required by law per relocation after two years or more of continuous enrollment in the district (per 79-240).

The following standards and methodologies were used to determine Option Enrollment Capacity for 2023-24. The recommended Board Resolution indicates that the total number of students allowed for enrollment option into the district for 2023-24 be set at zero. Since the statute requires Boards to adopt standards for determining capacity, the following explains the methodologies used:

ELEMENTARY: The district uses 20 for grades K-2, and 22 for grades 3 through 5, as a guideline for optimum student-to-teacher ratios in Bennington elementary schools. The class size per grade level is then multiplied by the number of teachers assigned to that grade level to arrive at a building program capacity for that grade at each elementary school. The grade levels were then totaled to derive a building program capacity.

Example:	Pine Creek Elementary
	K(5) 100
	1(5) 100
	2(5) 100
	3(4) 88

4(4) 88
5(4) 88

Building Program Capacity = 564
Projected Enrollment for 2023-24 = 591

Since Projected Enrollment is greater than Building Program Capacity, Pine Creek Elementary has **zero** Option Enrollment Slots.

MIDDLE SCHOOL: There are general instructional rooms at each Bennington Middle School staffed for math, social studies, language arts, reading, and science. Room utilization compounded with student schedules add complexities. The actual number of teachers are more important than actual rooms in determining program capacity. In short, it takes a teacher and space to make a classroom. For the purpose of determining option enrollment capacity, the district will look at language arts teachers using the optimal 6 through 8 grade class size of 23 students per teacher. Middle school language arts teachers teach 6 out of 8 periods per day.

Example: Bennington South Middle School
4.0 teachers multiplied by 6 sections equals 24
24 multiplied by 23 students per section equals 552 building capacity

Building Program Capacity = 552
Projected Enrollment in 2023-24 = 607

Since Projected Enrollment is greater than Building Program Capacity, the Middle School has **zero** Option Enrollment Slots.

HIGH SCHOOL: The high school methodology to determine capacity for option enrollment is similar to the middle school process above. English teachers are used to determine capacity since the Board approved requirements for graduation require eight (8) semesters of English credits. In short, all students must take English every semester unless on an alternate educational plan. For the purpose of determining option enrollment capacity, the district will look at English teachers teaching 6 out of 8 periods per day with an optimal class size of 24 students per teacher. The number of teachers committed to core English sections multiplied by 6 (number of sections per teacher) equals total sections available. The total sections available is multiplied by the optimal section size of 24 to derive total building capacity.

Example: High School
7.0 teachers multiplied by 6 sections equals 42
42 multiplied by 24 students per section equals 1,008 building capacity

Building Program Capacity = 1,008
Projected Enrollment in 2023-24 = 1,067

Since Projected Enrollment is greater than Building Program Capacity, the High School has **zero** Option Enrollment Slots.



Maintenance Agreement

Prepared for:

Name Bennington Public Schools Date: January 12, 2023

Address 11620 N 156th Street City/State: Bennington, NE 681007

Contact Dr. Terry Haack Phone: (402) 238-3044

Equipment Date and Duration

Term is 1/1/23 through 12/31/25

This Agreement shall become effective upon the date of acceptance by the Purchaser or by the Seller, whichever is the later, shall remain in effect one year and shall be reviewed annually, unless this Agreement is otherwise terminated or changed. Either party may terminate this Agreement provided that written notice has been received within (30) thirty days of termination.

Service Hours

All planned, preventative maintenance service work under this agreement is to be performed during the regular business hours (Monday – Friday 8:00AM to 4:30PM).

Parts and Materials

The agreement price includes all routine lubricants, filters and miscellaneous material necessary to perform the specified scope of services for the covered equipment. Refrigerant is excluded from this contract.

Equipment Locations:

Anchor Pointe Elementary
Bennington Elementary
Heritage Elementary
High School
Middle School
Pine Creek Elementary
Stratford Elementary
South Middle School

Scope of Services

Anchor Pointe Elementary

(38) Heat Pump Units

Spring Inspection

- Check compressor operation
- Check condenser fan motor operation
- Check evaporator fan motor operation
- Check for visible refrigerant / oil leaks
- Check filters
- Check / lubricate motor bearings
- Check / lubricate blower bearings
- Check overall condition of unit

Fall Inspection

- Check compressor operation
- Check condenser fan motor operation
- Check evaporator fan motor operation
- Check for visible refrigerant / oil leaks
- Check filters
- Check / lubricate motor bearings
- Check / lubricate blower bearings
- Check overall condition of unit

(2) Loop Pumps with VFD's

Spring Inspection

- Check motor operation
- Check electrical
- Verify VFD parameters and settings
- Check motor and pump bearings
- Check coupling
- Check gauges for accuracy
- Check suction and discharge pressures
- Check overall condition

Fall Inspection

- Check motor operation
- Check electrical
- Verify VFD parameters and settings
- Check motor and pump bearings
- Check coupling
- Check gauges for accuracy
- Check suction and discharge pressures
- Check overall condition

(5) Energy Recovery Ventilators

Spring Inspection

- Check fresh air blower motors
- Check exhaust air blower motors
- Check media motors
- Check all electrical connections
- Check honeycomb media
- Check operation of auxiliary heat
- Check all dampers and linkages
- Inspect filters and belts
- Check pulleys and sheaves
- Check bearings and lubricate as needed
- Check overall condition of unit

Fall Inspection

- Check fresh air blower motors
- Check exhaust air blower motors
- Check media motors
- Check all electrical connections
- Check honeycomb media
- Check operation of auxiliary heat
- Check all dampers and linkages
- Inspect filters and belts
- Check pulleys and sheaves
- Check bearings and lubricate as needed
- Check overall condition of unit

(7) Exhaust Fans

Spring Inspection

- Check motor operation
- Check belts, pulleys and sheaves
- Lubricate bearings as necessary
- Check overall condition of unit

Fall Inspection

- Check motor operation
- Check belts, pulleys and sheaves
- Lubricate bearings as necessary
- Check overall condition of unit

Bennington Elementary

(55) Heat Pump Units

Spring Inspection

- Check compressor operation
- Check condenser fan motor operation
- Check evaporator fan motor operation
- Check for visible refrigerant / oil leaks
- Check filters
- Check / lubricate motor bearings
- Check / lubricate blower bearings
- Check overall condition of unit

Fall Inspection

- Check compressor operation
- Check condenser fan motor operation
- Check evaporator fan motor operation
- Check for visible refrigerant / oil leaks
- Check filters
- Check / lubricate motor bearings
- Check / lubricate blower bearings
- Check overall condition of unit

(2) Hot Water Boilers

January Inspection

- Check igniter and flame rod assembly
- Check combustion blower
- Check for water leaks
- Check burner operation sequence
- Check operating and safety controls
- Check starters and contactors for wear
- Check safety relief valve
- Check gauges for accuracy
- Check circulator pump operation
- Check expansion tank (s)
- Check for unusual noise or vibration

September Inspection

- Check igniter and flame rod assembly
- Check pilot and burner orifices
- Check combustion blower
- Check combustion chamber and fire tubes
- Check for water leaks
- Check burner operation sequence
- Check operating and safety controls
- Check starters and contactors for wear
- Check and lubricate all motors and fan bearings

- Check safety relief valve
- Check gauges for accuracy
- Check and adjust water feed valve
- Check circulator pump operation
- Check expansion tank (s)
- Check for unusual noise or vibration

(2) Loop Pumps with VFDs

Spring Inspection

- Check motor operation
- Check electrical
- Verify VFD parameters and settings
- Check motor and pump bearings
- Check coupling
- Check gauges for accuracy
- Check suction and discharge pressures
- Check overall condition

Fall Inspection

- Check motor operation
- Check electrical
- Verify VFD parameters and settings
- Check motor and pump bearings
- Check coupling
- Check gauges for accuracy
- Check suction and discharge pressures
- Check overall condition

(1) Hot Water Pump

Spring Inspection

- Check motor operation
- Check electrical
- Check motor and pump bearings
- Check coupling
- Check gauges for accuracy
- Check suction and discharge pressures
- Check overall condition

Fall Inspection

- Check motor operation
- Check electrical
- Check motor and pump bearings
- Check coupling
- Check gauges for accuracy
- Check suction and discharge pressures
- Check overall condition

(1) Fluid Cooler

Spring Inspection

- Check motor operation
- Check fan blades for cracks
- Check electrical
- Check coil surface condition
- Check overall condition

Fall Inspection

- Check motor operation
- Check fan blades for cracks
- Check electrical
- Check coil surface condition
- Check overall condition

(4) Energy Recovery Ventilators

Spring Inspection

- Check fresh air blower motors
- Check exhaust air blower motors
- Check media motors
- Check all electrical connections
- Check honeycomb media
- Check operation of auxiliary heat
- Check all dampers and linkages
- Inspect filters and belts
- Check pulleys and sheaves
- Check bearings and lubricate as needed
- Check overall condition of unit

Fall Inspection

- Check fresh air blower motors
- Check exhaust air blower motors
- Check media motors
- Check all electrical connections
- Check honeycomb media
- Check operation of auxiliary heat
- Check all dampers and linkages
- Inspect filters and belts
- Check pulleys and sheaves
- Check bearings and lubricate as needed
- Check overall condition of unit

(1) Kitchen Make Up Air Unit

Spring Inspection

- Check blower motor operation
- Check belts, pulleys and sheaves
- Lubricate bearings as necessary
- Check overall condition of unit

Fall Inspection

- Check blower motor operation
- Check belts, pulleys and sheaves
- Lubricate bearings as necessary
- Check heating operation
- Check all safeties
- Check overall condition of unit

(3) Exhaust Fans

Spring Inspection

- Check motor operation
- Check belts, pulleys and sheaves
- Lubricate bearings as necessary
- Check overall condition of unit

Fall Inspection

- Check motor operation
- Check belts, pulleys and sheaves
- Lubricate bearings as necessary
- Check overall condition of unit

Bennington High School

(6) Aerco Hot Water Boilers

January Inspection

- Check operation and calibration of gas train components
- Check igniter and flame rod assembly
- Check pilot and burner orifices as required
- Check for water leaks
- Check burner operation sequence
- Check operating and safety controls
- Check all starters and electrical connections
- Check gauges for accuracy
- Check circulator pump operation
- Check expansion tank
- Check for unusual noise or vibration

September Inspection

- Check operation and calibration of gas train components
- Inspect and clean condensate traps and replace the seals
- Replace the flame rod detector and spark ignition plug
- Check and adjust igniter and flame rod assembly
- Check and clean pilot and burner orifices as required
- Remove the fireside and water side plugs for inspection
- Perform visual inspection of the tubes and tube sheet
- Remove the burner and exhaust manifold to inspect upper and lower tube sheets
- Provide quote for repairs if needed
- Check for water leaks
- Check burner operation sequence
- Check combustion efficiency
- Check operating and safety controls
- Check and tighten all electrical connections
- Check starters and contactors for wear
- Check safety relief valves
- Check gauges for accuracy
- Check circulator pump operation
- Check expansion tank
- Check for unusual noise or vibration

(1) Aerco Domestic Hot Water Boiler

January Inspection

- Check operation and calibration of gas train components
- Check igniter and flame rod assembly
- Check pilot and burner orifices as required
- Check for water leaks
- Check burner operation sequence
- Check operating and safety controls
- Check all starters and electrical connections

- Check gauges for accuracy
- Check circulator pump operation
- Check expansion tank
- Check for unusual noise or vibration

September Inspection

- Check operation and calibration of gas train components
- Inspect and clean condensate traps and replace the seals
- Replace the flame rod detector and spark ignition plug
- Check and adjust igniter and flame rod assembly
- Check and clean pilot and burner orifices as required
- Remove the fireside and water side plugs for inspection
- Perform visual inspection of the tubes and tube sheet
- Remove the burner and exhaust manifold to inspect upper and lower tube sheets
- Provide quote for repairs if needed
- Check for water leaks
- Check burner operation sequence
- Check combustion efficiency
- Check operating and safety controls
- Check and tighten all electrical connections
- Check starters and contactors for wear
- Check safety relief valves
- Check gauges for accuracy
- Check circulator pump operation
- Check expansion tank
- Check for unusual noise or vibration

(2) Loop Pumps with VFD's

Spring Inspection

- Check motor operation
- Check electrical
- Verify VFD parameters and settings
- Check motor and pump bearings
- Check coupling
- Check gauges for accuracy
- Check suction and discharge pressures
- Check overall condition

Fall Inspection

- Check motor operation
- Check electrical
- Verify VFD parameters and settings
- Check motor and pump bearings
- Check coupling
- Check gauges for accuracy
- Check suction and discharge pressures
- Check overall condition

(2) Hot Water Pumps with VFD's

Spring Inspection

- Check motor operation
- Check electrical
- Verify VFD parameters and settings
- Check motor and pump bearings
- Check coupling
- Check gauges for accuracy
- Check suction and discharge pressures
- Check overall condition

Fall Inspection

- Check motor operation
- Check electrical
- Verify VFD parameters and settings
- Check motor and pump bearings
- Check coupling
- Check gauges for accuracy
- Check suction and discharge pressures
- Check overall condition

(2) Air Cooled Chillers

Spring Inspection

- Inspect electrical starters, relays and controls
- Perform a refrigerant leak check
- Verify proper flow across evaporator
- Verify crankcase heaters are operational for proper oil temp
- Check condenser motors and fan blades
- Wash condenser coils
- Check overall condition of the unit

Fall Inspection

- Visually inspect for refrigerant or oil leaks
- Verify proper flow across evaporator
- Verify crankcase heaters are operational for proper oil temp
- Check condenser motors and fan blades
- Inspect condenser coils for debris
- Inspect alarm history
- Check overall condition of the unit

(7) Air Handling Units with VFD's

Spring Inspection

- Inspect electrical starters, relays and controls
- Verify VFD parameter and settings
- Inspect internal coils for debris
- Inspect blower belt condition
- Check motor, pulleys and sheaves
- Grease bearings as needed
- Check overall condition of the unit

Fall Inspection

- Inspect electrical starters, relays and controls
- Verify VFD parameter and settings
- Inspect internal coils for debris
- Inspect blower belt condition
- Check motor, pulleys and sheaves
- Grease bearings as needed
- Check overall condition of the unit

(1) Kitchen Make Up Air Unit

Spring Inspection

- Check blower motor operation
- Check belts, pulleys and sheaves
- Lubricate bearings as necessary
- Check overall condition of unit

Fall Inspection

- Check blower motor operation
- Check belts, pulleys and sheaves
- Lubricate bearings as necessary
- Check heating operation and all safeties
- Check overall condition of unit

(85) VAV Boxes with Reheat

Spring Inspection

- Check damper and linkages
- Check set points and temperatures
- Check for proper operation

Fall Inspection

- Check damper and linkages
- Check set points and temperatures
- Verify heat is operational
- Check safeties
- Check for proper operation

Bennington Middle School

(87) Heat Pump Units

Spring Inspection

- Check compressor operation
- Check condenser fan motor operation
- Check evaporator fan motor operation
- Check for visible refrigerant / oil leaks
- Check filters
- Check / lubricate motor bearings
- Check / lubricate blower bearings
- Check overall condition of unit

Fall Inspection

- Check compressor operation
- Check condenser fan motor operation
- Check evaporator fan motor operation
- Check for visible refrigerant / oil leaks
- Check filters
- Check / lubricate motor bearings
- Check / lubricate blower bearings
- Check overall condition of unit

(5) Pumps

Spring Inspection

- Check motor operation
- Check electrical
- Check motor and pump bearings
- Check coupling
- Check gauges for accuracy
- Check suction and discharge pressures
- Check overall condition

Fall Inspection

- Check motor operation
- Check electrical
- Check motor and pump bearings
- Check coupling
- Check gauges for accuracy
- Check suction and discharge pressures
- Check overall condition

(7) Energy Recovery Ventilators

Spring Inspection

- Check fresh air blower motors
- Check exhaust air blower motors
- Check media motors
- Check all electrical connections
- Check honeycomb media
- Check operation of auxiliary heat
- Check all dampers and linkages
- Inspect filters and belts
- Check pulleys and sheaves
- Check bearings and lubricate as needed
- Check overall condition of unit

Fall Inspection

- Check fresh air blower motors
- Check exhaust air blower motors
- Check media motors
- Check all electrical connections
- Check honeycomb media
- Check operation of auxiliary heat
- Check all dampers and linkages
- Inspect filters and belts
- Check pulleys and sheaves
- Check bearings and lubricate as needed
- Check overall condition of unit

(5) Split Systems

Spring Inspection

- Check compressor operation
- Check condenser fan motor operation
- Check evaporator fan motor operation
- Check for visible refrigerant / oil leaks
- Check filters
- Check / lubricate motor bearings
- Check / lubricate blower bearings
- Check overall condition of unit

Fall Inspection

- Check compressor operation
- Check condenser fan motor operation
- Check evaporator fan motor operation
- Check for visible refrigerant / oil leaks
- Check filters
- Check / lubricate motor bearings
- Check / lubricate blower bearings
- Check overall condition of unit

(2) Kitchen Make Up Air Unit

Spring Inspection

- Check blower motor operation
- Check belts, pulleys and sheaves
- Lubricate bearings as necessary
- Check overall condition of unit

Fall Inspection

- Check blower motor operation
- Check belts, pulleys and sheaves
- Lubricate bearings as necessary
- Check heating operation
- Check all safeties
- Check overall condition of unit

(10) Exhaust Fans

Spring Inspection

- Check motor operation
- Check belts, pulleys and sheaves
- Lubricate bearings as necessary
- Check overall condition of unit

Fall Inspection

- Check motor operation
- Check belts, pulleys and sheaves
- Lubricate bearings as necessary
- Check overall condition of unit

Bennington Middle School #2

(91) Heat Pump Units

Spring Inspection

- Check compressor operation
- Check condenser fan motor operation
- Check evaporator fan motor operation
- Check for visible refrigerant / oil leaks
- Check filters
- Check / lubricate motor bearings
- Check / lubricate blower bearings
- Check overall condition of unit

Fall Inspection

- Check compressor operation
- Check condenser fan motor operation
- Check evaporator fan motor operation
- Check for visible refrigerant / oil leaks
- Check filters
- Check / lubricate motor bearings
- Check / lubricate blower bearings
- Check overall condition of unit

(5) Loop Pumps with VFD's

Spring Inspection

- Check motor operation
- Check electrical
- Verify VFD parameters and settings
- Check motor and pump bearings
- Check coupling
- Check gauges for accuracy
- Check suction and discharge pressures
- Check overall condition

Fall Inspection

- Check motor operation
- Check electrical
- Verify VFD parameters and settings
- Check motor and pump bearings
- Check coupling
- Check gauges for accuracy
- Check suction and discharge pressures
- Check overall condition

(6) Energy Recovery Ventilators

Spring Inspection

- Check fresh air blower motors
- Check exhaust air blower motors
- Check media motors
- Check all electrical connections
- Check honeycomb media
- Check operation of auxiliary heat
- Check all dampers and linkages
- Inspect filters and belts
- Check pulleys and sheaves
- Check bearings and lubricate as needed
- Check overall condition of unit

Fall Inspection

- Check fresh air blower motors
- Check exhaust air blower motors
- Check media motors
- Check all electrical connections
- Check honeycomb media
- Check operation of auxiliary heat
- Check all dampers and linkages
- Inspect filters and belts
- Check pulleys and sheaves
- Check bearings and lubricate as needed
- Check overall condition of unit

(5) Split Systems

Spring Inspection

- Check compressor operation
- Check condenser fan motor operation
- Check evaporator fan motor operation
- Check for visible refrigerant / oil leaks
- Check filters
- Check / lubricate motor bearings
- Check / lubricate blower bearings
- Check overall condition of unit

Fall Inspection

- Check compressor operation
- Check condenser fan motor operation
- Check evaporator fan motor operation
- Check for visible refrigerant / oil leaks
- Check filters
- Check / lubricate motor bearings
- Check / lubricate blower bearings
- Check overall condition of unit

(2) Kitchen Make Up Air Unit

Spring Inspection

- Check blower motor operation
- Check belts, pulleys and sheaves
- Lubricate bearings as necessary
- Check overall condition of unit

Fall Inspection

- Check blower motor operation
- Check belts, pulleys and sheaves
- Lubricate bearings as necessary
- Check heating operation
- Check all safeties
- Check overall condition of unit

(9) Exhaust Fans

Spring Inspection

- Check motor operation
- Check belts, pulleys and sheaves
- Lubricate bearings as necessary
- Check overall condition of unit

Fall Inspection

- Check motor operation
- Check belts, pulleys and sheaves
- Lubricate bearings as necessary
- Check overall condition of unit

Heritage Elementary

(38) Heat Pump Units

Spring Inspection

- Check compressor operation
- Check condenser fan motor operation
- Check evaporator fan motor operation
- Check for visible refrigerant / oil leaks
- Check filters
- Check / lubricate motor bearings
- Check / lubricate blower bearings
- Check overall condition of unit

Fall Inspection

- Check compressor operation
- Check condenser fan motor operation
- Check evaporator fan motor operation
- Check for visible refrigerant / oil leaks
- Check filters
- Check / lubricate motor bearings
- Check / lubricate blower bearings
- Check overall condition of unit

(2) Loop Pumps with VFDs

Spring Inspection

- Check motor operation
- Check electrical
- Verify VFD parameters and settings
- Check motor and pump bearings
- Check coupling
- Check gauges for accuracy
- Check suction and discharge pressures
- Check overall condition

Fall Inspection

- Check motor operation
- Check electrical
- Verify VFD parameters and settings
- Check motor and pump bearings
- Check coupling
- Check gauges for accuracy
- Check suction and discharge pressures
- Check overall condition

(5) Energy Recovery Ventilators

Spring Inspection

- Check fresh air blower motors
- Check exhaust air blower motors
- Check media motors
- Check all electrical connections
- Check honeycomb media
- Check operation of auxiliary heat
- Check all dampers and linkages
- Inspect filters and belts
- Check pulleys and sheaves
- Check bearings and lubricate as needed
- Check overall condition of unit

Fall Inspection

- Check fresh air blower motors
- Check exhaust air blower motors
- Check media motors
- Check all electrical connections
- Check honeycomb media
- Check operation of auxiliary heat
- Check all dampers and linkages
- Inspect filters and belts
- Check pulleys and sheaves
- Check bearings and lubricate as needed
- Check overall condition of unit

(7) Exhaust Fans

Spring Inspection

- Check motor operation
- Check belts, pulleys and sheaves
- Lubricate bearings as necessary
- Check overall condition of unit

Fall Inspection

- Check motor operation
- Check belts, pulleys and sheaves
- Lubricate bearings as necessary
- Check overall condition of unit

Pine Creek Elementary

(36) Heat Pump Units

Spring Inspection

- Check compressor operation
- Check condenser fan motor operation
- Check evaporator fan motor operation
- Check for visible refrigerant / oil leaks
- Check filters
- Check / lubricate motor bearings
- Check / lubricate blower bearings
- Check overall condition of unit

Fall Inspection

- Check compressor operation
- Check condenser fan motor operation
- Check evaporator fan motor operation
- Check for visible refrigerant / oil leaks
- Check filters
- Check / lubricate motor bearings
- Check / lubricate blower bearings
- Check overall condition of unit

(2) Loop Pumps with VFD's

Spring Inspection

- Check motor operation
- Check electrical
- Verify VFD parameters and settings
- Check motor and pump bearings
- Check coupling
- Check gauges for accuracy
- Check suction and discharge pressures
- Check overall condition

Fall Inspection

- Check motor operation
- Check electrical
- Verify VFD parameters and settings
- Check motor and pump bearings
- Check coupling
- Check gauges for accuracy
- Check suction and discharge pressures
- Check overall condition

(5) Energy Recovery Ventilators

Spring Inspection

- Check fresh air blower motors
- Check exhaust air blower motors
- Check media motors
- Check all electrical connections
- Check honeycomb media
- Check operation of auxiliary heat
- Check all dampers and linkages
- Inspect filters and belts
- Check pulleys and sheaves
- Check bearings and lubricate as needed
- Check overall condition of unit

Fall Inspection

- Check fresh air blower motors
- Check exhaust air blower motors
- Check media motors
- Check all electrical connections
- Check honeycomb media
- Check operation of auxiliary heat
- Check all dampers and linkages
- Inspect filters and belts
- Check pulleys and sheaves
- Check bearings and lubricate as needed
- Check overall condition of unit

(7) Exhaust Fans

Spring Inspection

- Check motor operation
- Check belts, pulleys and sheaves
- Lubricate bearings as necessary
- Check overall condition of unit

Fall Inspection

- Check motor operation
- Check belts, pulleys and sheaves
- Lubricate bearings as necessary
- Check overall condition of unit

Stratford Elementary

(41) Heat Pump Units

Spring Inspection

- Check compressor operation
- Check condenser fan motor operation
- Check evaporator fan motor operation
- Check for visible refrigerant / oil leaks
- Check filters
- Check / lubricate motor bearings
- Check / lubricate blower bearings
- Check overall condition of unit

Fall Inspection

- Check compressor operation
- Check condenser fan motor operation
- Check evaporator fan motor operation
- Check for visible refrigerant / oil leaks
- Check filters
- Check / lubricate motor bearings
- Check / lubricate blower bearings
- Check overall condition of unit

(4) Loop Pumps with VFD's

Spring Inspection

- Check motor operation
- Check electrical
- Verify VFD parameters and settings
- Check motor and pump bearings
- Check coupling
- Check gauges for accuracy
- Check suction and discharge pressures
- Check overall condition

Fall Inspection

- Check motor operation
- Check electrical
- Verify VFD parameters and settings
- Check motor and pump bearings
- Check coupling
- Check gauges for accuracy
- Check suction and discharge pressures
- Check overall condition

(5) Energy Recovery Ventilators

Spring Inspection

- Check fresh air blower motors
- Check exhaust air blower motors
- Check media motors
- Check all electrical connections
- Check honeycomb media
- Check operation of auxiliary heat
- Check all dampers and linkages
- Inspect filters and belts
- Check pulleys and sheaves
- Check bearings and lubricate as needed
- Check overall condition of unit

Fall Inspection

- Check fresh air blower motors
- Check exhaust air blower motors
- Check media motors
- Check all electrical connections
- Check honeycomb media
- Check operation of auxiliary heat
- Check all dampers and linkages
- Inspect filters and belts
- Check pulleys and sheaves
- Check bearings and lubricate as needed
- Check overall condition of unit

(8) Split Systems

Spring Inspection

- Check compressor operation
- Check condenser fan motor operation
- Check evaporator fan motor operation
- Check for visible refrigerant / oil leaks
- Check filters
- Check / lubricate motor bearings
- Check / lubricate blower bearings
- Check overall condition of unit

Fall Inspection

- Check compressor operation
- Check condenser fan motor operation
- Check evaporator fan motor operation
- Check for visible refrigerant / oil leaks
- Check filters
- Check / lubricate motor bearings
- Check / lubricate blower bearings
- Check overall condition of unit

(2) Kitchen Make Up Air Unit

Spring Inspection

- Check blower motor operation
- Check belts, pulleys and sheaves
- Lubricate bearings as necessary
- Check overall condition of unit

Fall Inspection

- Check blower motor operation
- Check belts, pulleys and sheaves
- Lubricate bearings as necessary
- Check heating operation
- Check all safeties
- Check overall condition of unit

(9) Exhaust Fans

Spring Inspection

- Check motor operation
- Check belts, pulleys and sheaves
- Lubricate bearings as necessary
- Check overall condition of unit

Fall Inspection

- Check motor operation
- Check belts, pulleys and sheaves
- Lubricate bearings as necessary
- Check overall condition of unit

Plumbing Service:

- Plumbing service will be performed at contracted rates.

Inspection Maintenance Plan

The MMC Contractors Certified Inspection Plan provides for the inspections outlined above.

Should corrective measures or repairs above authorized limit be indicated during inspections, a proposal will be furnished to the Purchaser with recommendations.

Emergency service is not included in the inspection plan. We guarantee a (4) four-hour response to all emergency service calls.

Additional Services, emergency service, parts and/or replacements will be billed in accordance with the Seller's current rates for performing such services.

Multi Year Pricing billed semi-annually

Year 1 (January 1, 2023 to December 31,2023)	\$73,410.00	-	\$101.50 / hr	-	\$25 trip charge
Year 2 (January 1, 2024 to December 31,2024)	\$73,410.00	-	\$102.50 / hr	-	\$25 trip charge
Year 3 (January 1, 2025 to December 31,2025)	\$73,410.00	-	\$103.50 / hr	-	\$25 trip charge

Cost Breakdown year 1

Anchor Pointe Elementary	\$4,655.00
Bennington Elementary	\$5,172.00
Heritage Elementary	\$4,655.00
High School	\$22,880.00
Middle School	\$14,220.00
Pine Creek Elementary	\$4,138.00
Stratford Elementary	\$5,172.00
South Middle School	\$14,220.00

Purchaser's Acceptance:

Purchaser  Bennington Schools MMC Contractors

Address 11620 N 156th St, Bennington, NE 68007 9751 South 142nd Street, Omaha, NE 68138

By Matt Blumenkamp

Title Assistant Superintendent

Date 11/19/23

Seller's Acceptance:

By Daniel L. Christensen

Title Vice President

Date January 12, 2023

**Thank you for choosing
MMC Contractors**

TERMS AND CONDITIONS

1. MMC Mechanical Contractors, Inc. shall not be liable for any special, indirect or consequential damages arising in any manner from the equipment or material furnished or the work performed pursuant to this Agreement.
2. MMC Mechanical Contractors, Inc. shall not be liable for any delay in the performance of the work resulting from or attributed to acts or circumstances beyond MMC's control, including, but not limited to, acts of God, fire, riots, labor disputes, acts or omissions of the Purchaser, Owner or other Contractors or delays caused by suppliers or subcontractors of MMC Contractors.
3. The Parties hereto agree to defend, hold harmless, and indemnify each other from any and all liabilities, claims, expenses, losses or damages, including attorney's fees which may arise in connection with the execution of the work herein specified and which are caused, in whole or in part, by the negligent act or omission of the Indemnifying Party.
4. This Agreement may be cancelled by either party upon 30 day written notice.
5. MMC Mechanical Contractors, Inc. will Invoice Purchaser for all material delivered and for all work performed onsite and off-site. Purchaser agrees to pay MMC Contractors the amount invoiced upon receipt of the invoice. If MMC Contractors invoice is not paid within 30 days of its issuance, it is delinquent and MMC Contractors has a right to collect interest on all past due amounts.
6. MMC Mechanical Contractors, Inc. shall comply with all applicable federal, state and local laws and regulations and shall obtain all temporary licenses and permits required for the prosecution of the work. Licensors and permits of the permanent nature shall be procured and paid for by the Purchaser.
7. Purchaser agrees to provide means of access to all equipment covered by this Agreement.

ADDITIONAL SERVICES:

Limits of Liability

MMC Mechanical Contractors will not be responsible for emergency service repairs, replacement parts, miscellaneous materials or refrigerants.

The Inspection Maintenance Agreement shall in no way bind MMC Contractors to make corrections, replacements, or repairs necessitated by (a) Purchaser's improper operation or misuse of the equipment or systems, (b) by negligence of others, or (c) by faulty design of the equipment.

MMC Mechanical Contractors, Inc. shall not be required under the Inspection Maintenance Agreement to make safety tests or to install new attachments or additional controls or equipment recommended or directed by any insurance company, laboratory or governmental authority.

The Inspection Maintenance Agreement does not include the maintenance, repair or replacement of: electrical disconnect switches, casing or cabinets, ductwork, insulation of any equipment not covered under this Agreement, damage from freezing, corrosion, electrolysis, drain stoppage or plumbing beyond equipment, gas lines, domestic water lines, or non-moving parts of heating, cooling and ventilating equipment.



SCHEDULED SERVICE AGREEMENT

Trane Office

Trane U.S. Inc.
11937 Portal Road
La Vista, NE 68128

Company Name

Bennington Public Schools
11620 N 156th St
Bennington, NE 68007-6800

Trane Representative

Ashley Leonardo-Homan
Cell: (402) 709-7641
Office: (402) 596-8000

Sites Included:

Bennington Anchor Pointe
Elementary
Bennington Elementary School
Bennington Heritage Elementary
School
Bennington High School
Bennington Middle School
Bennington Pine Creek Elementary

Proposal ID

7100787

Service Contract Number**Contact Telephone Number for
Service**

(402) 596-2052

October 5, 2022



EXECUTIVE SUMMARY

This **Scheduled Service Agreement** from Trane offers an exclusive approach to planned maintenance: It is grounded in worldwide expertise. Delivered locally by our own factory-trained technicians. And provided according to *your* needs.

Under this service agreement, you will hand off the responsibilities for planning, scheduling and managing routine maintenance to Trane. You will have a team of true professionals keeping your HVAC equipment running efficiently and reliably.

As an HVAC service provider, Trane offers many advantages:

- Confidence that your HVAC equipment is being cared for according to OEM best practices for both frequency and procedures
- Priority service, available 24-hours a day, giving your facility precedence during urgent situations
- Advanced diagnostic technologies, allowing our technicians to analyze system performance more comprehensively, so they can identify and correct a broader set of conditions

Protect your bottom line. Proper maintenance can save an estimated 12 to 18 percent of your budget compared to a run-to-fail approach. This service agreement will help you capture those savings. (*FEMP O&M Guide 2010*)

ADDITIONAL SUPPORT

Trane offers a wide range of maintenance and repair services beyond the scope of this service agreement. Ask your Trane representative for details.

- *Environmental Practices*
 - Trane procedures for handling refrigerant are compliant with federal and state regulations.
- *Consistent Processes*
 - All Trane technicians follow documented processes ensuring uniform service delivery.
- *Safety*
 - Trane incident rates (OSHA) are consistently 50 to 70 percent below industry averages.
- *Assigned Team*
 - You will have a consistent group of Trane employees dedicated to your account.

WHY TRANE? WE FOCUS ON BETTER BUILDINGS.

When it comes to service effectiveness, experience matters. No other provider has more experience than Trane.

- 100+ years of system and equipment experience
- 35+ years in building automation systems (BAS)
- 20+ years in energy services



SCOPE OF SERVICES — STANDARD INCLUSIONS

ANY HVAC SYSTEM IS ONLY AS STRONG AS ITS INDIVIDUAL MECHANICAL COMPONENTS

This service agreement with Trane protects and enhances full system functionality by ensuring that components are well maintained and functioning to OEM standards. And it is tailored to your needs. The following are the standard inclusions of your service agreement:

TRANE SCHEDULED MAINTENANCE

Factory authorized Trane service technicians perform all periodic maintenance, following OEM standards, to keep HVAC and BAS equipment running optimally and prevent unplanned downtime. Trane assumes all responsibilities for planning, scheduling and managing routine maintenance on Trane HVAC equipment and other brands.

Advantages:

- Trust one assigned maintenance team for all HVAC equipment brands
- Receive consistent service outcomes through proprietary Six Sigma maintenance procedures
- Save money compared to ad-hoc service calls

Implementation:

- Technician visits are scheduled in advance
- Service is completed during normal business hours
- Basic supplies, such as grease, cleaning solvents and wiping cloths, are included in the annual fee





REFRIGERANT MANAGEMENT

The US Environmental Protection Agency (EPA) has placed in effect more stringent regulations on refrigerant management and reporting in 2020 in addition to mandated leak inspections on certain appliances that exceed the leak rate threshold. Section 608 of the Clean Air Act prohibits the knowing release/venting of refrigerant during the maintenance, service, repair, or disposal of air-conditioning and refrigeration equipment. The EPA requires proper refrigerant management practices and documentation by owners and operators of refrigeration and air-conditioning systems, all servicing technicians, and others. ***The Clean Air Act requires owners to maintain records of refrigerant usage and leak rates for each air-conditioning or refrigeration appliance with refrigerant charge greater than 50 lbs. With recent definition changes from the EPA, each independent circuit is considered a separate appliance. These records must be maintained for 3 years and be directly accessible if audited by the EPA.*** This brief summary of Section 608 of the Clean Air Act is provided for informational purposes only and is not for the purpose of providing legal advice. You should contact your attorney to obtain advice with respect to the application of Section 608 of the Clean Air Act to your business.



All Trane Technicians are Universally certified (the highest level possible) to service, manage, and document your refrigerant and are knowledgeable of applicable law and time constraints to repair leaks. Trane Technicians track all refrigerant in all equipment serviced regardless of appliance size (supports accurate fugitive emissions reporting where applicable).

When a customer has all their refrigerant work performed by a Trane technician - Trane Refrigerant Management software maintains complete record of refrigerant transactions and appliance leak rates. Refrigerant reports provided by Trane will contain the information to satisfy EPA record keeping requirements.

Advantages:

- Real time reporting of refrigerant leak rate informs proactive decisions
- Stay in compliance with state and federal regulations
- Provide acceptable and comprehensive documentation to authorities during audits
- Maintain company environmental standards and provides data for managing any reporting needs
- Detect potential refrigerant leaks before equipment damage occurs
- Technicians are trained to report all refrigerant handling which can aid in fugitive emissions reporting, not just for 50 lbs.+ appliances

Implementation:

- Technicians collect refrigerant information for covered equipment during onsite visits
- Refrigerant data and technician activity are entered into the Trane Refrigerant Management System
- Refrigerant Usage Reports are generated according to your needs

Tiered Service Offerings to better support your needs:

1. Trane's Standard EP Compliant S/A
 - a. Trane Technicians will provide applicable EPA documentation when required by the service activity performed
2. Trane's EPA Compliant Reporting S/A
 - a. In addition to the Standard Offering, the local Trane office will run quarterly reports that will be extended to the customer to help inform them of EPA mandated leak inspections that may be required on their equipment and the corresponding anniversary date(s) that those inspection(s) need to be completed.
3. Trane's Premium EPA Compliance S/A
 - a. In addition to the Standard and Reporting Offerings, labor to perform those leak inspections is also included.
 - b. Customer will have access to form letters and information assistance for reporting situations encountered during coverage.



TRANE LABORATORY ANALYSIS

Trane Laboratory Analysis tests system fluids for contaminants and other physical characteristics and trends. Conditions indicating sub-optimal HVAC system performance are identified before issues become critical.

Advantages:

- Head off equipment failures and unplanned downtime
- Identify long-term equipment performance trends
- Gain definitive insights through Trane experience and expertise

Implementation:

- Samples collected by Trane technicians during maintenance as stated in this agreement
- Laboratory analysis of oil, absorption solutions and refrigerants
- Consistent testing according to Trane best-practice protocols year after year



HVAC EQUIPMENT COVERAGE

Bennington Anchor Pointe Elementary

The following "Covered Equipment" will be serviced at Bennington Anchor Pointe Elementary:

Equipment	Qty	Manufacturer	Model Number	Serial Number	Asset Tag
Tracer SC	1	Trane	X136516950	E19D01094	

Description	Quantity Per Term
System Analysis & Review (Service 3)	6
Software Upgrade and Renew SMP License (Service 2)	6

Bennington Elementary School

The following "Covered Equipment" will be serviced at Bennington Elementary School:

Equipment	Qty	Manufacturer	Model Number	Serial Number	Asset Tag
Tracer SC	1	Trane	X136515380	E18F79123	

Description	Quantity Per Term
Customer Support Hours (16) (Service 1)	10

Equipment	Qty	Manufacturer	Model Number	Serial Number	Asset Tag
Tracer SC	1	Trane	X136516950	E18F01261	

Description	Quantity Per Term
System Analysis & Review (Service 3)	6
Software Upgrade and Renew SMP License (Service 2)	6

Bennington Heritage Elementary School

The following "Covered Equipment" will be serviced at Bennington Heritage Elementary School:

Equipment	Qty	Manufacturer	Model Number	Serial Number	Asset Tag
Tracer SC	1	Trane	BMSC000AAA	E16K91930	

Description	Quantity Per Term
System Analysis & Review (Service 3)	6



Bennington High School

The following "Covered Equipment" will be serviced at Bennington High School:

Equipment	Qty	Manufacturer	Model Number	Serial Number	Asset Tag
Tracer SC	1	Trane	X136516950	E20C02290	

Description Software Upgrade and Renew SMP License (Service 2)	Quantity Per Term 6
--------------------------------------------------------------------------	-------------------------------

Bennington Middle School

The following "Covered Equipment" will be serviced at Bennington Middle School:

Equipment	Qty	Manufacturer	Model Number	Serial Number	Asset Tag
Tracer SC	1	Trane	BMSC000AAA	E17A91932	

Description System Analysis & Review (Service 3)	Quantity Per Term 6
------------------------------------------------------------	-------------------------------

Bennington Pine Creek Elementary

The following "Covered Equipment" will be serviced at Bennington Pine Creek Elementary:

Equipment	Qty	Manufacturer	Model Number	Serial Number	Asset Tag
Tracer SC	1	Trane	X136516950	E19A01169	

Description Software Upgrade and Renew SMP License (Service 2)	Quantity Per Term 6
--------------------------------------------------------------------------	-------------------------------



SITE COVERAGE

Bennington Anchor Pointe Elementary	17007 N Hws Cleveland Blvd, Bennington, NE 68007, United States
Bennington Elementary School	11620 N 156th St, Bennington, NE 68007, United States
Bennington Heritage Elementary School	9950 Rosewater Pkwy, Bennington, NE 68007, United States
Bennington High School	16610 Bennington Rd, Bennington, NE 68007, United States
Bennington Middle School	11201 N 168th St, Bennington, NE 68007, United States
Bennington Pine Creek Elementary	7801 N Hws Cleveland Blvd, Bennington, NE 68007, United States



PRICING AND ACCEPTANCE

Bennington Public Schools
 11620 N 156th St
 Bennington, NE 68007-6800

Trane Service Agreement

This Service Agreement consists of the pages beginning with the title page entitled "Scheduled Service Agreement," the consecutively numbered pages immediately following such title page, and includes and ends with the Trane Terms and Conditions (Service) (collectively, the "Service Agreement" or "Agreement"). Trane agrees to inspect and maintain the Covered Equipment according to the terms of this Service Agreement, including the "Terms and Conditions," and "Scope of Services" sections. Trane agrees to give preferential service to Service Agreement Customer over non-contract customers.

Service Fee

As the fee(s) (the "Service Fee(s)") for the inspection and maintenance services described in the Scope of Services section with respect to the Covered Equipment, Customer agrees to pay to Trane the following amounts, plus applicable tax, as and when due.

Contract Year	Annual Amount - All Sites USD	Payment USD	Payment Term
Year 1	24,276.67	24,276.67	Annual
Year 2	24,630.67	24,630.67	Annual
Year 3	25,000.66	25,000.66	Annual

Service Fee Discount. A one-time 3.00 % discount is offered for full payment of 1 year(s) in advance of the commencement of the Service Agreement. Invoice would be issued at start of the Agreement and is due net 15 days from date of invoice. The discount would be 728.30 USD if this option is selected. Tax will be calculated based upon the pre-discounted price. This Service Fee discount is for advance payment only under the terms stated in this section and is not applicable to credit card transactions. Please check the box to select this discount option.

In addition to any other amounts then due hereunder, if this Agreement is terminated or cancelled prior to its scheduled expiration, Customer shall pay to Company the balance of any amounts billed to but unpaid by Customer and, if a "Service Project" is included in the Agreement, the Cancellation Fee set forth in "Exhibit A" Cancellation Schedule attached hereto and incorporated herein, which Cancellation Fee represents unbilled labor, non-labor expenses and parts materials and components. Subject only to a prior written agreement signed by Trane, payment is due upon receipt of invoice in accordance with Section 4 of the attached Terms and Conditions.

Term

The Initial Term of this Service Agreement is 3 years, beginning January 1, 2023. However, Trane's obligation under this Agreement will not begin until authorized representatives of Trane and Customer have both signed this Agreement in the spaces provided below.

Following expiration of the initial term on December 31, 2025, this Agreement shall renew automatically for successive periods of 3 years (the "Renewal Term") until terminated as provided herein. If you do not want to renew this Agreement for the Renewal Term, please notify Trane by telephone or by U.S. mail prior to the expiration date set forth in the preceding sentence. If any questions arise regarding this Service Agreement or how to cancel this Agreement, Trane can be reached either by telephone at (402) 596-2052 or by direct mail addressed to: 11937 Portal Road La Vista, NE 68128.

Renewal Pricing Adjustment



The Service Fees for an impending Renewal Term shall be the current Service Fees (defined as the Service Fees for the initial Term or Renewal Term immediately preceding the impending Renewal Term) annually adjusted based on changes to the cost of service. The Service Fees for an impending Renewal Term shall be set forth in the service renewal letter furnished to Customer.

Cancellation by Customer Prior to Services; Refund

If Customer cancels this Agreement within (a) thirty (30) days of the date this Agreement was mailed to Customer or (b) twenty (20) days of the date this Agreement was delivered to Customer, if it was delivered at the time of sale, and if no Services have been provided by Company under this Agreement, the Agreement will be void and Company will refund to Customer, or credit Customer's account, the full Service Fee of this Agreement that Customer paid to Company, if any. A ten percent (10%) penalty per month will be added to a refund that is due but is not paid or credited within forty-five (45) days after return of this Agreement to Company. Customer's right to cancel this Agreement only applies to the original owner of this Agreement and only if no Services have been provided by Company under this Agreement prior to its return to Company.

Cancellation by Company

This Agreement may be cancelled during the Initial Term or, if applicable, a Renewal Term for any reason or no reason, upon written notice from Company to Customer no later than 30 days prior to the scheduled expiration date and Company will refund to Customer, or credit Customer's account, that part of the Service Fee attributable to Services not performed by Company. Customer shall remain liable for and shall pay to Company all amounts due for Services provided by Company and not yet paid.

COVID-19 National Emergency Clause

The parties agree that they are entering into this Agreement while the nation is in the midst of a national emergency due to the Covid-19 pandemic ("Covid-19 Pandemic"). With the continued existence of Covid-19 Pandemic and the evolving guidelines and executive orders, it is difficult to determine the impact of the Covid-19 Pandemic on Trane's performance under this Agreement. Consequently, the parties agree as follows:

1. Each party shall use commercially reasonable efforts to perform its obligations under the Agreement and to meet the schedule and completion dates, subject to provisions below;
2. Each party will abide by any federal, state (US), provincial (Canada) or local orders, directives, or advisories regarding the Covid-19 Pandemic with respect to its performance of its obligations under this Agreement and each shall have the sole discretion in determining the appropriate and responsible actions such party shall undertake to so abide or to safeguard its employees, subcontractors, agents and suppliers;
3. Each party shall use commercially reasonable efforts to keep the other party informed of pertinent updates or developments regarding its obligations as the Covid-19 Pandemic situation evolves; and
4. If Trane's performance is delayed or suspended as a result of the Covid-19 Pandemic, Trane shall be entitled to an equitable adjustment to the project schedule and/or the contract price.

This Agreement is subject to Customer's acceptance of the attached Trane Terms and Conditions (Service).



CUSTOMER ACCEPTANCE	TRANE ACCEPTANCE
 _____ Authorized Representative	_____ Trane U.S. Inc.
_____ Printed Name	Proposal Date: September 22, 2022
_____ Title	License Number:
_____ Purchase Order	_____ Authorized Representative
_____ Acceptance Date	_____ Title
_____ 12/12/22	_____ Signature Date

The Initial Term of this Service Agreement is 3 years, beginning January 1, 2023.
 Total Contract Amount: \$73,908.00 USD.



TERMS AND CONDITIONS

"Company" shall mean Trane U.S. Inc..

1. **Agreement.** These terms and conditions ("Terms") are an integral part of Company's offer and form the basis of any agreement (the "Agreement") resulting from Company's proposal (the "Proposal") for the following commercial services as stated in the Proposal (collectively, the "Services"): inspection, maintenance and repair (the "Maintenance Services") on equipment (the "Covered Equipment"), specified Additional Work (if any), and, if included in the Proposal, Intelligent Services, Energy Assessment, Energy Performance Solutions, and any other services using remote connectivity (collectively and individually referred to in these Terms as "Energy and Building Performance Services"). **COMPANY'S TERMS ARE SUBJECT TO PERIODIC CHANGE OR AMENDMENT.**
2. **Connected Services.** In addition to these terms and conditions, the Connected Services Terms of Service ("Connected Services Terms"), available at <https://www.trane.com/TraneConnectedServicesTerms>, as updated from time to time, are incorporated herein by reference and shall apply to the extent that Company provides Customer with Connected Services, as defined in the Connected Services Terms.
3. **Acceptance.** The Proposal is subject to acceptance in writing by the party to whom this offer is made or an authorized agent ("Customer") delivered to Company within 30 days from the date of the Proposal. If Customer accepts the Proposal by placing an order, without the addition of any other terms and conditions of sale or any other modification, Customer's order shall be deemed acceptance of the Proposal subject to these Terms and Conditions. If Customer's order is expressly conditioned upon Company's acceptance or assent to terms and/or conditions other than those expressed herein, return of such order by Company with Company's Terms and Conditions attached or referenced serves as Company's notice of objection to Customer's terms and as Company's counteroffer to perform in accordance with the Proposal and Company Terms and Conditions. If Customer does not reject or object in writing to Company within 10 days, Company's counteroffer will be deemed accepted. Customer's acceptance of performance by Company will in any event constitute an acceptance by Customer of Company's Terms and Conditions. This Agreement is subject to credit approval by Company. Upon disapproval of credit, Company may delay or suspend performance or, at its option, renegotiate prices and/or Terms and Conditions with Customer. If Company and Customer are unable to agree on such revisions, this Agreement shall be cancelled without any liability, other than Customer's obligation to pay for Services provided by Company to the date of cancellation.
4. **Fees and Taxes.** Fees for the Services (the "Service Fees") are as set forth in the Proposal. Except as otherwise stated in the Proposal, Service Fees are based on performance during regular business hours. Charges for performance outside Company's normal business hours shall be billed separately according to the then prevailing overtime or emergency labor/labour rates. In addition to the stated Service Fees, Customer shall pay all taxes not legally required to be paid by Company or, alternatively, shall provide Company with an acceptable tax exemption certificate.
5. **Payment.** Payment is due upon receipt of Company's invoice. Service Fees shall be paid no less frequently than quarterly and in advance of performance of the Services. Company reserves the right to add to any account outstanding for more than 30 days a service charge equal to the lesser of the maximum allowable legal interest rate or 1.5% of the principal amount due at the end of each month. Without liability to Customer, Company may discontinue performance whenever payment is overdue. Customer shall pay all costs (including attorneys' fees) incurred by Company in attempting to collect amounts due or otherwise enforcing this Agreement.
6. **Customer Breach.** Each of the following constitutes a breach by Customer and shall give Company the right, without an election of remedies, to suspend performance or terminate this Agreement by delivery of written notice declaring termination. Upon termination, Customer shall be liable to the Company for all Services furnished to date and all damages sustained by Company (including lost profit and overhead): (a) Any failure by Customer to pay amounts when due; (b) any general assignment by Customer for the benefit of its creditors, Customer's bankruptcy, insolvency, or receivership; (c) Any representation or warranty furnished by Customer in connection with this Agreement is false or misleading in any material respect when made; or (d) Any failure by Customer to perform or comply with any material provision of this Agreement.
7. **Performance.** Company shall perform the Services in accordance with industry standards generally applicable in the state or province where the Services are performed under similar circumstances when Company performs the Services. Company may refuse to perform where working conditions could endanger property or put people at risk. Unless otherwise agreed by Customer and Company, at Customer's expense and before the Services begin, Customer will provide any necessary access platforms, catwalks to safely perform the Services in compliance with OSHA, state, or provincial industrial safety regulations or any other applicable industrial safety standards or guidelines. This Agreement presupposes that all major pieces of Covered Equipment are in proper operating condition as of the date hereof. Services furnished are premised on the Covered Equipment being in a maintainable condition. In no event shall Company have any obligation to replace Covered Equipment that is no longer maintainable. During the first 30 days of this Agreement, or upon initial inspection, and/or upon seasonal start-up (if included in the Services), if an inspection by Company of Covered Equipment indicates repairs or replacement is required, Company will provide a written quotation for such repairs or replacement. If Customer does not authorize such repairs or replacement, Company may remove the unacceptable equipment from the Covered Equipment and adjust the Service Fees accordingly. Customer authorizes Company to utilize Customer's telephone line or network infrastructure to connect to controls, systems and/or equipment provided or serviced by Company and to provide Services contracted for or otherwise requested by Customer, including remote diagnostic and repair service. Customer acknowledges that Company is not responsible for any adverse impact to Customer's communications and network infrastructure. Company may elect to install/attach to Customer equipment or provide portable devices (hardware and/or software) for execution of control or diagnostic procedures. Such devices shall remain the personal proprietary property of Company and in no event shall become a fixture of Customer locations. Customer shall not acquire any interest, title or equity in any hardware, software, processes, and other intellectual or proprietary rights to devices used in connection with the Services on Customer equipment. Company may remove such devices at its discretion. Parts used for any repairs made will be those selected by Company as suitable for the repair and may be parts not manufactured by Company.
8. **Customer Obligations.** Customer shall: (a) Provide Company reasonable and safe access to the Covered Equipment and areas where Company is to work; (b) Follow manufacturer recommendations concerning teardown and internal inspection, major overhaul, restoration or refurbishing of the Covered Equipment; unless expressly stated in the Scope of Services statement, Company is not performing any manufacturer recommended teardown and internal inspection, major overhaul, restoration or refurbishing of the Covered Equipment; and (c) Where applicable, unless water treatment is expressly included in the Services, provide professional cooling tower water treatment in accordance with any reasonable recommendations provided by Company.
9. **Exclusions.** Unless expressly included in the Covered Equipment or the Services, the Services do not include, and Company shall not be responsible for or liable to the Customer for any claims, losses, damages or expenses suffered by the Customer in any way connected with, relating to or arising from, any of the following: (a) Any guarantee of room conditions or system performance; (b) Inspection, maintenance, repair, replacement of or services for: chilled water and condenser water pumps and piping; electrical disconnect switches or circuit breakers; motor starting equipment that is not factory mounted and interconnecting power wiring; recording or portable instruments, gauges or thermometers; non-moving parts or non-maintainable parts of the system, including, but not limited to, storage tanks; pressure vessels, shells, coils, tubes, housings, castings, casings, drain pans, panels, duct work; piping: hydraulic, hydronic, pneumatic, gas, or refrigerant; insulation; pipe covering; refractory material; fuses, unit cabinets; electrical wiring; ductwork or conduit; electrical distribution system; hydronic structural supports and similar items; the appearance of decorative casing or cabinets; damage sustained by other equipment or systems; and/or any failure, misadjustment or design deficiencies in other equipment or systems; (c) Damage, repairs or replacement of parts made necessary as a result of electrical power failure, low voltage, burned out main or branch fuses, low water pressure, vandalism, misuse or abuse, wear and tear, end of life failure, water damage, improper operation, unauthorized alteration of equipment, accident, acts or omissions of Customer or others, damage due to freezing weather, calamity, malicious act, or any Event of Force Majeure; (d) Any damage or malfunction resulting from vibration, electrolytic action, freezing, contamination, corrosion, erosion, or caused by scale or sludge on internal tubes except where water treatment protection services are provided by Company as part of this Agreement; (e) Furnishing any items of equipment, material, or labor/labour, or performing special tests recommended or required by insurance companies or federal, state, or local governments; (f) Failure or inadequacy of any structure or foundation supporting or surrounding the equipment to be worked on or any portion thereof; (g) Building access or alterations that might be necessary to repair or replace Customer's existing equipment; (h) The normal function of starting and stopping equipment or the opening and closing of valves, dampers or regulators normally installed to protect equipment against damage; (i) Valves that are not factory mounted: balance, stop, control, and other valves external to the device unless specifically included in the Agreement; (j) Any responsibility for design or redesign of the system or the Covered Equipment, obsolescence, safety tests, or removal or reinstallation



of valve bodies and dampers; (k) Any services, claims, or damages arising out of Customer's failure to comply with its obligations under this Agreement; (l) Failure of Customer to follow manufacturer recommendations concerning teardown and internal inspection, overhaul and refurbishing of equipment; (m) Any claims, damages, losses, or expenses, arising from or related to conditions that existed in, on, or upon the premises before the effective date of this Agreement ("Pre-Existing Conditions"), including, without limitation, damages, losses, or expenses involving pre-existing building envelope issues, mechanical issues, plumbing issues, and/or indoor air quality issues involving mold/mould and/or fungi; (n) Replacement of refrigerant is excluded, unless replacement of refrigerant is expressly stated as included within the Services, in which case replacement shall in no event exceed the stated percentage of rated system charge per year expressly stated in the Services; (o) crane or rigging costs; (p) Any Services, claims, or damages arising out of refrigerant not supplied by Company. Customer shall be responsible for: (i) The cost of any additional replacement refrigerant; (ii) Operation of any equipment; and (iii) Any claims, damages, losses, or expenses, arising from or related to work done by or services provided by individuals or entities that are not employed by or hired by Company.

10. Limited Warranty. Company warrants that: (a) the material manufactured by Company and provided to Customer in performance of the Services is free from defects in material and manufacture for a period of 12 months from the earlier of the date of equipment start-up or replacement; and (b) the labor/labour portion of the Maintenance Services and Additional Work has been properly performed for a period of 90 days from date of completion (the "Limited Warranty"). Company obligations of equipment start-up, if any are stated in the Proposal, are coterminous with the Limited Warranty period. Defects must be reported to Company within the Limited Warranty period. Company's obligation under the Limited Warranty is limited to repairing or replacing the defective part at its option and to correcting any labor/labour improperly performed by Company. No liability whatsoever shall attach to Company until the Maintenance Services and Additional Work have been paid for in full. Exclusions from this Warranty include claims, losses, damages and expenses in any way connected with, related to or arising from failure or malfunction of equipment due to the following: wear and tear; end of life failure; corrosion; erosion; deterioration; Customer's failure to follow the Company-provided maintenance plan; unauthorized or improper maintenance; unauthorized or improper parts or material; refrigerant not supplied by Company; and modifications made by others to equipment. Company shall not be obligated to pay for the cost of lost refrigerant or lost product. Some components of equipment manufactured by Company may be warranted directly from the component supplier, in which case this Limited Warranty shall not apply to those components and any warranty of such components shall be the warranty given by such component supplier. Notwithstanding the foregoing, all warranties provided herein terminate upon termination or cancellation of this Agreement. Equipment, material and/or parts that are not manufactured by Company ("Third-Party Products(s)") are not warranted by Company and have such warranties as may be extended by the respective manufacturer. **CUSTOMER UNDERSTANDS THAT COMPANY IS NOT THE MANUFACTURER OF ANY THIRD-PARTY PRODUCT(S) AND ANY WARRANTIES, CLAIMS, STATEMENTS, REPRESENTATIONS, OR SPECIFICATIONS ARE THOSE OF THE THIRD-PARTY MANUFACTURER, NOT COMPANY AND CUSTOMER IS NOT RELYING ON ANY WARRANTIES, CLAIMS, STATEMENTS, REPRESENTATIONS, OR SPECIFICATIONS REGARDING THE THIRD-PARTY PRODUCT THAT MAY BE PROVIDED BY COMPANY OR ITS AFFILIATES, WHETHER ORAL OR WRITTEN. THE REMEDIES SET FORTH IN THIS LIMITED WARRANTY ARE THE SOLE AND EXCLUSIVE REMEDIES FOR WARRANTY CLAIMS PROVIDED BY COMPANY TO CUSTOMER UNDER THIS AGREEMENT AND ARE IN LIEU OF ALL OTHER WARRANTIES AND LIABILITIES, LIABILITIES, CONDITIONS AND REMEDIES, WHETHER IN CONTRACT, WARRANTY, STATUTE OR TORT (INCLUDING NEGLIGENCE), EXPRESS OR IMPLIED, IN LAW OR IN FACT, INCLUDING ANY IMPLIED WARRANTIES OF MERCHANTABILITY AND FITNESS FOR A PARTICULAR PURPOSE AND/OR OTHERS ARISING FROM COURSE OF DEALING OR TRADE. COMPANY EXPRESSLY DISCLAIMS ANY REPRESENTATIONS OR WARRANTIES, ENDORSEMENTS OR CONDITIONS OF ANY KIND, EXPRESS OR IMPLIED, INCLUDING ANY IMPLIED WARRANTIES OF QUALITY, FITNESS, MERCHANTABILITY, DURABILITY AND/OR OTHERS ARISING FROM COURSE OF DEALING OR TRADE OR REGARDING PREVENTION BY THE SCOPE OF SERVICES, OR ANY COMPONENT THEREOF. NO REPRESENTATION OR WARRANTY OF ANY KIND, INCLUDING WARRANTY OF MERCHANTABILITY OR FITNESS FOR PARTICULAR PURPOSE, REGARDING PREVENTING, ELIMINATING, REDUCING OR INHIBITING ANY MOLD, FUNGUS, BACTERIA, VIRUS, MICROBIAL GROWTH, OR ANY OTHER CONTAMINANTS (INCLUDING COVID-19 OR ANY SIMILAR VIRUS) (COLLECTIVELY, "CONTAMINANTS"), WHETHER INVOLVING OR IN CONNECTION WITH EQUIPMENT, ANY COMPONENT THEREOF, SERVICES OR OTHERWISE. IN NO EVENT SHALL COMPANY HAVE ANY LIABILITY FOR THE PREVENTION, ELIMINATION, REDUCTION OR INHIBITION OF THE GROWTH OR SPREAD OF SUCH CONTAMINANTS INVOLVING OR IN CONNECTION WITH ANY EQUIPMENT, THIRD-PARTY PRODUCT, OR ANY COMPONENT THEREOF, SERVICES OR OTHERWISE AND CUSTOMER HEREBY SPECIFICALLY ACKNOWLEDGES AND AGREES THERETO.**

11. Indemnity. To the maximum extent permitted by law, Company and Customer shall indemnify and hold harmless each other from any and all claims, actions, costs, expenses, damages and liabilities, including reasonable attorneys' fees, resulting from death or bodily injury or damage to real or personal property, to the extent caused by the negligence or misconduct of the indemnifying party, and/or its respective employees or other authorized agents in connection with their activities within the scope of this Agreement. Neither party shall indemnify the other against claims, damages, expenses, or liabilities to the extent attributable to the acts or omissions of the other party or third parties. If the parties are both at fault, the obligation to indemnify shall be proportional to their relative fault. The duty to indemnify and hold harmless will continue in full force and effect, notwithstanding the expiration or early termination of this Agreement, with respect to any claims based on facts or conditions that occurred prior to expiration or termination of this Agreement.

12. Limitation of Liability. NOTWITHSTANDING ANYTHING TO THE CONTRARY, NEITHER PARTY SHALL BE LIABLE FOR SPECIAL, INCIDENTAL, INDIRECT, OR CONSEQUENTIAL LOSSES OR DAMAGES OF ANY KIND (INCLUDING WITHOUT LIMITATION REFRIGERANT LOSS, PRODUCT LOSS, LOST REVENUE OR PROFITS, OR LIABILITY TO THIRD PARTIES), OR CONTAMINANTS LIABILITIES, OR PUNITIVE DAMAGES WHETHER BASED IN CONTRACT, WARRANTY, STATUTE, TORT (INCLUDING NEGLIGENCE), STRICT LIABILITY, INDEMNITY OR ANY OTHER LEGAL THEORY OR FACTS. NOTWITHSTANDING ANY OTHER PROVISION OF THIS AGREEMENT, THE TOTAL AND AGGREGATE LIABILITY OF THE COMPANY TO THE CUSTOMER WITH RESPECT TO ANY AND ALL CLAIMS CONNECTED WITH, RELATED TO OR ARISING FROM THE PERFORMANCE OR NON-PERFORMANCE OF THIS AGREEMENT, WHETHER BASED IN CONTRACT, WARRANTY, STATUTE, TORT (INCLUDING NEGLIGENCE), STRICT LIABILITY, INDEMNITY OR ANY OTHER LEGAL THEORY OR FACTS, SHALL NOT EXCEED THE COMPENSATION RECEIVED BY COMPANY OVER THE 12 MONTH PERIOD PRECEDING THE DATE OF OCCURRENCE FOR THE SERVICES AND ADDITIONAL WORK FOR THE LOCATION WHERE THE LOSS OCCURRED. IN NO EVENT SHALL COMPANY BE LIABLE FOR ANY DAMAGES (WHETHER DIRECT OR INDIRECT) RESULTING FROM MOLD/MOULD, FUNGUS, BACTERIA, MICROBIAL GROWTH, OR OTHER CONTAMINATES OR AIRBORNE BIOLOGICAL AGENTS. TO THE MAXIMUM EXTENT ALLOWED BY LAW, COMPANY SHALL NOT BE LIABLE FOR ANY OF THE FOLLOWING IN CONNECTION WITH PROVIDING THE ENERGY AND BUILDING PERFORMANCE SERVICES: INTERRUPTION, DELETION, DEFECT, DELAY IN OPERATION OR TRANSMISSION; CUSTOMER'S NETWORK SECURITY; COMPUTER VIRUS; COMMUNICATION FAILURE; THEFT OR DESTRUCTION OF DATA; GAPS IN DATA COLLECTED; AND UNAUTHORIZED ACCESS TO CUSTOMER'S DATA OR COMMUNICATIONS NETWORK.

13. CONTAMINANTS LIABILITY. The transmission of COVID-19 may occur in a variety of ways and circumstances, many of the aspects of which are currently not known. HVAC systems, products, services and other offerings have not been tested for their effectiveness in reducing the spread of COVID-19, including through the air in closed environments. **IN NO EVENT WILL COMPANY BE LIABLE UNDER THIS AGREEMENT OR OTHERWISE FOR ANY INDEMNIFICATION, ACTION OR CLAIM, WHETHER BASED ON WARRANTY, CONTRACT, TORT OR OTHERWISE, FOR ANY BODILY INJURY (INCLUDING DEATH) DAMAGE TO PROPERTY, OR ANY OTHER LIABILITIES, DAMAGES OR COSTS RELATED TO CONTAMINANTS (INCLUDING THE SPREAD, TRANSMISSION OR CONTAMINATION THEREOF) (COLLECTIVELY, "CONTAMINANTS LIABILITIES") AND CUSTOMER HEREBY EXPRESSLY RELEASES COMPANY FROM ANY SUCH CONTAMINANTS LIABILITIES.**

14. Asbestos and Hazardous Materials. The Services expressly exclude any identification, abatement, cleanup, control, disposal, removal or other work connected with asbestos polychlorinated biphenyl ("PCB"), or other hazardous materials (collectively, "Hazardous Materials"). Customer warrants and represents that there are no Hazardous Materials on the premises that will in any way affect Company's performance, except as set forth in a writing signed by Company disclosing the existence and location of any Hazardous Materials in all areas within which Company will be performing. Should Company become aware of or suspect the presence of Hazardous Materials, Company may immediately stop work in the affected area and notify Customer. Customer will be responsible for correcting the condition in accordance with all applicable laws and regulations. Customer shall be exclusively responsible for and shall indemnify and hold harmless Company (including its employees, agents and subcontractors) from and against any loss, claim, liability, fees, penalties, injury (including death) or liability of any nature, and the payment thereof, arising out of or relating to any Hazardous Materials on or about the premises, not brought onto the premises by Company. Company shall be required to resume performance only in the absence of Hazardous Materials or when the affected area has been rendered harmless. In no event shall Company be obligated to transport or handle Hazardous Materials, provide any notices to any governmental agency, or examine the premises site for the presence of Hazardous Materials.



15. Insurance. Company agrees to maintain the following insurance during the term of this Agreement with limits not less than shown below and will, upon request from Customer, provide a Certificate of evidencing the following coverage:

Commercial General Liability	\$2,000,000 per occurrence
Automobile Liability	\$2,000,000 CSL
Workers Compensation	Statutory Limits

If Customer has requested to be named as an additional insured under Company's insurance policy, Company will do so but only subject to Company's manuscript additional insured endorsement under its primary Commercial General Liability policies. In no event does Company or its insurer waive rights of subrogation.

16. Force Majeure. Company's duty to perform under this Agreement is contingent upon the non-occurrence of an Event of Force Majeure. If Company is unable to carry out any material obligation under this Agreement due to an Event of Force Majeure, this Agreement shall at Company's election (i) remain in effect but Company's obligations shall be suspended until the uncontrollable event terminates or (ii) be terminated upon 10 days' notice to Customer, in which event Customer shall pay Company for all parts of the Services furnished to the date of termination. An "Event of Force Majeure" shall mean any cause or event beyond the control of Company. Without limiting the foregoing, "Event of Force Majeure" includes: acts of God; acts of terrorism, war or the public enemy; flood; earthquake; lightning; tornado; storm; fire; civil disobedience; pandemic; insurrections; riots; labor/labour disputes; labor/labour or material shortages from the usual sources of supply; sabotage; restraint by court order or public authority (whether valid or invalid), and action or non-action by or inability to obtain or keep in force the necessary governmental authorizations, permits, licenses, certificates or approvals if not caused by Company; and the requirements of any applicable government in any manner that diverts either the material or the finished product to the direct or indirect benefit of the government.

17. Maintenance Services Other Than Solely Scheduled Service. If Company's Maintenance Services hereunder are not limited solely to Scheduled Service, the following provisions shall also apply: (a) Required restoration shall be performed by Customer at its cost prior to Company being obligated to perform hereunder; (b) any changes, adjustments, service or repairs made to the Equipment by any party other than Company, unless approved by Company in writing, may, at Company's option, terminate Company's obligation to render further service to the Equipment so affected; in such case no refund of any portion of the Service Fees shall be made; and (c) Customer shall (i) promptly notify Company of any unusual performance of Equipment; (ii) permit only Company personnel to repair or adjust Equipment and/or controls during the Term or a Renewal Term; and (iii) utilize qualified personnel to properly operate the Equipment in accordance with the applicable operating manuals and recommended procedures.

18. General. Except as provided below, to the maximum extent provided by law, this Agreement is made and shall be interpreted and enforced in accordance with the laws of the state or province in which Company performs the Services. Any dispute arising under or relating to this Agreement shall be decided by litigation in a court of competent jurisdiction located in the state or province in which the Services are performed. To the extent the premises are owned and/or operated by any agency of the United States Federal Government, determination of any substantive issue of law shall be according to the United States Federal common law of Government contracts as enunciated and applied by United States Federal judicial bodies and boards of contract appeals of the United States Federal Government. This Agreement contains all of the agreements, representations and understandings of the parties and supersedes all previous understandings, commitments or agreements, oral or written, related to the Services. If any term or condition of this Agreement is invalid, illegal or incapable of being enforced by any rule of law, all other Terms of this Agreement will nevertheless remain in full force and effect as long as the economic or legal substance of the transaction contemplated hereby is not affected in a manner adverse to any party hereto. Customer may not assign, transfer, or convey this Agreement, or any part hereof, without the written consent of Company. Subject to the foregoing, this Agreement shall bind and inure to the benefit of the parties hereto and their permitted successors and assigns. This Agreement may be executed in several counterparts, each of which when executed shall be deemed to be an original, but all together shall constitute but one and the same Agreement. A fully executed facsimile copy hereof or the several counterparts shall suffice as an original. Customer may not assign, transfer, or convey this Agreement, or any part hereof, or its right, title or interest herein, without the written consent of Company. Subject to the foregoing, this Agreement shall be binding upon and inure to the benefit of the parties' respective successors and assigns. No failure or delay by the Company in enforcing any right or exercising any remedy under this Agreement shall be deemed to be a waiver by the Company of any right or remedy.

19. Equal Employment Opportunity/Affirmative Action Clause. Company is a federal contractor that complies fully with Executive Order 11246, as amended, and the applicable regulations contained in 41 C.F.R. Parts 60-1 through 60-60, 29 U.S.C. Section 793 and the applicable regulations contained in 41 C.F.R. Part 60-741; and 38 U.S.C. Section 4212 and the applicable regulations contained in 41 C.F.R. Part 60-250 Executive Order 13496 and Section 29 CFR 471, appendix A to (sub)part A, regarding the notice of employee rights in the United States and with Canadian Charter of Rights and Freedoms Schedule B to the Canada Act 1982 (U.K.) 1982, c. 11 and applicable Provincial Human Rights Codes and employment law in Canada.

20. U.S. Government Services. The following provision applies only to direct sales by Company to the US Government. The Parties acknowledge that all items or services ordered and delivered under this Agreement are Commercial Items as defined under Part 12 of the Federal Acquisition Regulation (FAR). In particular, Company agrees to be bound only by those Federal contracting clauses that apply to "commercial" suppliers and that are contained in FAR 52.212-5(e)(1). Company complies with 52.219-8 or 52.219-9 in its service and installation contracting business. The following provision applies only to indirect sales by Company to the US Government. As a Commercial Item Subcontractor, Company accepts only the following mandatory flow down provisions: 52.219-8; 52.222-26; 52.222-35; 52.222-36; 52.222-39; 52.247-64. If the Services are in connection with a U.S. Government contract, Customer certifies that it has provided and will provide current, accurate, and complete information, representations and certifications to all government officials, including but not limited to the contracting officer and officials of the Small Business Administration, on all matters related to the prime contract, including but not limited to all aspects of its ownership, eligibility, and performance. Anything herein notwithstanding, Company will have no obligations to Customer unless and until Customer provides Company with a true, correct and complete executed copy of the prime contract. Upon request, Customer will provide copies to Company of all requested written communications with any government official related to the prime contract prior to or concurrent with the execution thereof, including but not limited to any communications related to Customer's ownership, eligibility or performance of the prime contract. Customer will obtain written authorization and approval from Company prior to providing any government official any information about Company's performance of the Services that are the subject of the Proposal or this Agreement, other than the Proposal or this Agreement.

21. Limited Waiver of Sovereign Immunity. If Customer is an Indian tribe (in the U.S.) or a First Nation or Band Council (in Canada), Customer, whether acting in its capacity as a government, governmental entity, a duly organized corporate entity or otherwise, for itself and for its agents, successors, and assigns: (1) hereby provides this limited waiver or its sovereign immunity as to any damages, claims, lawsuit, or cause of action (herein "Action") brought against Customer by Company and arising or alleged to arise out of the furnishing by Company of any product or service under this Agreement, whether such Action is based in contract, tort, strict liability, civil liability or any other legal theory; (2) agrees that jurisdiction and venue for any such Action shall be proper and valid (a) if Customer is in the U.S., in any state or United States court located in the state in which Company is performing this Agreement or (b) if Customer is in Canada, in the superior court of the province or territory in which the work was performed; (3) expressly consents to such Action, and waives any objection to jurisdiction or venue; (4) waives any requirement of exhaustion of tribal court or administrative remedies for any Action arising out of or related to this Agreement; and (5) expressly acknowledges and agrees that Company is not subject to the jurisdiction of Customer's tribal court or any similar tribal forum, that Customer will not bring any action against Company in tribal court, and that Customer will not avail itself of any ruling or direction of the tribal court permitting or directing it to suspend its payment or other obligations under this Agreement. The individual signing on behalf of Customer warrants and represents that such individual is duly authorized to provide this waiver and enter into this Agreement and that this Agreement constitutes the valid and legally binding obligation of Customer, enforceable in accordance with its terms.

1-26.130-7 (0821)
Supersedes 1-26.130-7 (0720)



APPENDIX

SERVICE BEST PRACTICES

Trane is completely dedicated to making buildings better. The ongoing pursuit of better buildings, using our long-term domain expertise to push new technologies into everyday use, keeps us at the forefront of the industry.

In addition to the services details in the agreement above, we take practical steps every day to ensure our approach is safe and efficient.

SAFETY

Since 2003, U.S. Bureau of Labor Statistics records have consistently shown the Total Recordable Incident Rate (TRIR) and Days Away From Work (DAFW) for Trane have been significantly lower than those for HVAC repair and maintenance contractors and specialty trade contractors (construction). The company's safety culture in America is unparalleled in the building service industry, with proven results in the continuous reduction of injury rates. Trane incident rates (OSHA) are consistently 50 to 70 percent below the industry average.

A wide range of safety training and resources are available to Trane technicians, including:

- Safety training—20 hours per year
- Electrical safety—NFPA 70E compliant, electrical PPE
- Fall protection
- Ergonomics
- Smith System Safe Driving Program
- USDOT compliance
- Refrigerant management training

ENVIRONMENTAL PRACTICES

Trane policies and procedures are compliant with all federal and state regulations. Refrigerant (and substitutes) handling, storage and leak repair processes are compliant with Environmental Protection Agency regulation 40 CFR Part 82. Service technicians are Universal-certified and use only certified recovery equipment


Refrigerant Management Software (RMS) captures, manages and reports all refrigerant activity at your site. Annually, Trane will send you a report documenting all refrigerant activity that we performed for each piece of equipment during the past 12 months

Trane adheres to all environmental regulations when removing used oil from refrigeration units. We have a national contract with a qualified supplier to recycle or dispose of used oil appropriately.

CONSISTENCY

Nationwide, Trane technicians follow documented, formal processes that ensure uniform service delivery. As an OEM, Trane has developed exclusive service procedures which provide the most reliable outcomes, and extended equipment longevity, at the most cost-effective price.

- Exclusive service work flow processes provide detailed steps and information encompassing parts, materials, tools and sequence of execution
- Additional steps addressing safety, quality control, work validation and environmental compliance
- Technicians must consistently reference documented processes to ensure no critical steps are skipped or omitted
- Applicable service processes meet or exceed ASHRAE 180-2008 Standard Practice for Inspection and Maintenance of Commercial Building HVAC Systems





CUSTOMER SERVICE FLOWS

The following Customer Service Flows provide additional service description detail for Covered Equipment. Note: There may be differences per the agreement in the work being performed between sites and the equipment on those sites. This section clarifies differences in the work being performed between sites and the equipment on those sites:

Service 1: Customer Support Hours (10 per year)

Description

- Support Labor Hours

Service 2: Software Upgrade and Renew SMP License

Description

- Get SMP License for Customer
- BAS Operational Check - is Everything Working/Communicating as Expected
- Apply New SMP License
- Software Upgrade

Service 3: System Analysis & Review

Description

- Operator Workstation Inspection
- System Controller Inspection
- Verify System Software Programming
- System Back-Up
- Software Service Pack Update (Per Workstation and/or BCU)
- Customer Review - 30 Minutes



Bennington Public Schools

Dr. Terry L. Haack, Superintendent
Dr. Denise Hoge, Assistant Superintendent
Dr. Matt Blomenkamp, Assistant Superintendent



402-238-3044



402-243-0707



www.BenningtonSchools.org

February 13, 2023

Dr. Haack,

Due to the continued growth of our school district, it is necessary to continue to grow our fleet of school buses. Based on previous years' growth, we anticipate that the 2023-2024 school year will require one (1) additional route bus to service the needs of our school community.

After careful consideration, it is recommended that we do not trade in any of our current buses to make this purchase.

Bids were gathered from two vendors to ensure Bennington Public Schools would receive the best pricing and best value. Vendors were asked to bid either a Thomas Saf-T-Liner, Thomas C2, or Blue Bird All American buses with a passenger capacity of above 72 passengers. Another requirement of the bid was that the bus would need to have a Cummins Diesel Engine as these engines have been tremendously reliable for the district over the years. The school district has traditionally purchased Blue Bird All American buses, but over the past few years the district has seen an increase in the problems associated with the emissions controls on these buses. After speaking with peers in the transportation industry, it was a general consensus that Thomas provides a superior product for this type of application.

The supply chain chip shortage has led to slowed production on new buses. This has increased demand and pricing for used buses. The District was able to secure two bids from different companies. They are as follows:

- Truck Center: \$95,850- 2021 used 77 passenger Thomas C2 with 20-35K miles. Cummins engine with Allison 22500 transmission.
- National Bus Sales: \$114,850 2023 new 77 passenger International (unable to find Blue Bird or Thomas).

It is my recommendation that we award the bid to Truck Center for delivery no earlier than August of 2023. Purchasing used, off-lease, has a costs savings of roughly \$47,000.

The District currently has sixteen regular bus routes. My rationale for purchasing an additional bus to add to our transportation fleet is simple; increased ridership (see below). We would anticipate an additional 50 to 75 students requesting transportation next year.

2016/17 520 students which is 22.31% of the student population
2017/18 602 students which is 23.11% of the student population
2018/19 664 students which is 23.10% of the student population
2019/20 793 students which is 24.10% of the student population
2020/21 716 students which is 20.44% of the student population
2021-22 845 students which is 22.13% of the student population
2022-23 *827 Students

*decline due to 105 students in Stratford park no longer eligible for bus services with the opening of two new schools.

Respectfully,

Jeremy J Edens, Coordinator of Transportation

Note: Please see attached for transportation specifications.



2021 Freightliner – Thomas C2

77 Passenger Capacity

Two (2) Available

Engine: Cummins ISB 6.7 Liter (260 HP/660 Torque)

Transmission: Allison 2500 – 6 Speed Automatic

Brakes: Air

Mileage: 20-35K range

Available: Summer/2023

ADDITIONAL SPECIFICATIONS:

Under Storage Luggage Bays:

- Left Side: 100" double door mid mount
- Right Side: 100" double door mid mount
- Right Side: 60" single door mid mount

100 Gallon Fuel Tank (safety mounted between frame rails)

Heated fuel/water separator

240 Amp Alternator

Triple (3) Batteries

750 Watt Block Heater

Rear Air Ride Suspension

Bendix AD-9 Heated Air Dryer

Heated Automatic Moisture Drain on All Air Tanks

11R22.5 Tires w/ Mud & Snow Tread on Rear

Cruise Control

Tilt/Telescope Steering Wheel

LED Stop/Tail/Clearance Lights

39" School Bus Seats

Air Operated Entrance Door

Air Ride Driver's Seat w/ armrest

Heated/Remote Control Review Mirrors

LED/Strobe Stop Arm Lights

AM/FM Radio w/ PA

Strobe Light

Back Up Alarm

Dual (2) 84,000 BTU Rear Heaters

Tinted Windows

Roof Painted White

Remaining factory engine and transmission warranty until 2025

PRICE.....\$95,850.00

Subject to prior sale



Bennington Public Schools

Dr. Terry L. Haack, Superintendent
Dr. Denise Hoge, Assistant Superintendent
Dr. Matt Blomenkamp, Assistant Superintendent



402-238-3044



402-243-0707



www.BenningtonSchools.org

February 13, 2023

Dr. Haack,

Due to the continued growth of our school district, it is necessary to continue to grow our fleet of school buses. Based on previous years' growth, we anticipate that the 2023-2024 school year will require one (1) additional Special Education / pre-school bus with a wheelchair lift, to service the needs of our school community.

The District currently has five special education bus routes. Our rationale for purchasing an additional bus to add to our transportation fleet is simple; increased ridership (see below). The total seat capacity of our four (4) special education buses is 71 students. These buses are transporting students to 13 different facilities at the present time. The Pre-K buses are currently transporting for AM / PM Pre-K classes. With the many different drop-off and pick-up points, it is impossible to add more students to each route for total efficiency. In addition, many of our Pre-K students face a 45 to 60-minute bus ride each way.

- 2021-22 16 pre-k students and 24 Special Education Students
- 2022-23 25 pre-k students and 30 Special Education students

After careful consideration, it is recommended that we do not trade in any of our current buses to make this purchase.

The supply chain chip shortage has led to slowed production on new buses. This has increased demand and pricing for used buses. Nebraska Law states all children under the age of eight (8) must ride in federally-approved child safety seats. This creates difficulty finding a bus that has the five-point harnesses for our Pre-K students. In addition to the specialized seating for our pre-school students, the District should acquire an additional bus with a wheelchair lift for required transportation needs. Much to the effort of the transportation team, we were only able to find one bus that would meet the needs of our district. This is as follows:

2020 Thomas C2 42 passenger with 35-45K miles from Truck Centers for \$95,200

It is my recommendation that we award the bid to Truck Center for delivery no earlier than August of 2023. Purchasing used, off-lease, has a costs savings of roughly \$87,000.

Respectfully,

Jeremy J Edens, Coordinator of Transportation

Note: Please see attached for transportation specifications



2020 Freightliner – Thomas C2

42 Passenger with Wheelchair Lift (see attached seat plan)

Engine: Cummins ISB 6.7 Liter (220 HP/600 Torque)

Transmission: Allison 2500 – 5 Speed Automatic

Brakes: Air w/ Rear Air Ride Suspension

Mileage: 35-45k range

Available: Summer, 2023

ADDITIONAL SPECIFICATIONS:

Air Conditioning: Full Bus 126,000 BTU System with front and rear bulkhead evaporators

-Skirt mount condensers and dual compressors

100 Gallon Fuel Tank (safety mounted between frame rails)

Heated fuel/water separator

270 Amp Alternator

Triple (3) Batteries – 2280 CCA

750 Watt Block Heater

255/70R22.5 Tires w/ Mud & Snow Tread on Rear

Rear Air Ride Suspension

Bendix AD-9 Heated Air Dryer

Heated Automatic Moisture Drain on All Air Tanks

Cruise Control

Cell Phone Charger for Driver

Tilt/Telescope Steering Wheel

LED Stop/Tail/Clearance Lights/8-Way

(10) 39" School Bus Seats: All equipped w/ 2 Integrated Child Seats for 20 ICS positions

(5) 30" School Bus Seats: STARS mounted for easy removal for (3) wheelchair positions

PV360: Aerial Perimeter View of entire bus – back up camera included

Air Operated Entrance Door

Heated/Remote Review Mirrors

LED Strobe Stop Arm Lights

AM/FM Radio with PA

Strobe Light

Back Up Alarm

Dual (2) 84,000 BTU Rear Heaters

Tinted Windows

Roof Painted White

Braun (NC919FIB-2) Wheelchair Lift mounted right rear

Remaining factory engine and transmission warranty until 2024

PRICE.....\$95,200.00

Subject to prior sale



Education Leadership Search Service Superintendent Pay Transparency Act

LB 470 Neb. Rev. Stat. Sections 79-2401 through 79-2405:

The Superintendent Pay Transparency Act took effect July 1, 2014. The following is required by statute under the Act:

For Returning Superintendents/ESU Administrators:

At least three (3) days before the board meeting where the contract or amendment will be considered, publish proposed contract or proposed amendments to an existing contract along with a reasonable estimate and description of all costs associated with the contract or amendment.

- Publication on the district or ESU website is sufficient
- Website publication must be prominently displayed and allow public access
- Publication must specify the date, time, and place of the meeting (regular notice requirements)

For Newly Hired and Returning Superintendents/ESU Administrators:

Within two (2) days after board approval, publish the approved contract or amendment and a reasonable estimate and description of all costs associated with the new contract.

- Publication on the district or ESU Website is sufficient
- Must be prominently displayed and allow public access

For all Superintendents/ESU Administrators:

On or before August 1, file a copy of the contract or amendment with NDE Consolidated Data Collection (CDC) contract collection site.

- Failure to file by August 1st will result in state aid being withheld from the district/ESU until the contract or amendment is filed and reviewed by the NDE
- Funds from county treasurer will also be withheld until commissioner notifies treasurer to release funds
- Instructions are located at the following link:
https://cdc.education.ne.gov/STPA/Instructions/STPA_Instructions.pdf
- Instructional video is located at the following link:
https://cdc.education.ne.gov/STPA/Media/STPA_PlayVideo.aspx



Education Leadership Search Service Suggested Board Interview Protocol

Nebraska / Chapter 84. State Officers Article 7. General Provisions as to State Officers

§ 84-712.05. Records which may be withheld from the public; enumerated

The following records, unless publicly disclosed in an open court, open administrative proceeding, or open meeting or disclosed by a public entity pursuant to its duties, may be withheld from the public by the lawful custodian of the records:

(15) Job application materials submitted by applicants, **other than finalists**, who have applied for employment by any public body as defined in section [84-1409](#). For purposes of this subdivision, (a) job application materials means employment applications, resumes, reference letters, and school transcripts and (b) finalist means any applicant (i) who reaches the final pool of applicants, numbering four or more, from which the successful applicant is to be selected, (ii) who is an original applicant when the final pool of applicants numbers less than four, or (iii) who is an original applicant and there are four or fewer original applicants;

The Interview The interview is an extension of the information gathering process; thus, it is essential for the board to be familiar with the applicable state laws. The candidate interviews must be conducted in a public meeting, per the Nebraska Open Meetings Act, and notice must be advertised appropriately for this regular or special meeting. (Neb. Rev. Stat. § 84-1410). Unless you are discussing something that may injure the reputation of an individual or cause damage to the public interest, the interview must be conducted in open session.

Closed Session State law indicates a board may go into closed session to discuss a matter if it “clearly is necessary for the protection of the public interest or **for the prevention of needless injury to the reputation of an individual and if such individual has not requested a public meeting.**” Neb. Rev. Stat. § 84-1410(1) Even if there is not an audience in attendance, if the board elects to utilize closed session, the board must go through the formal steps of entering closed session.

Opening Comments *The chair can address any public and/or media prior to calling the meeting to order to recommend, for the fairness of all candidates, keeping the interview questions utilized in the process confidential. In the event the questions would become public information, successive candidates could possibly have an unfair advantage. The board’s goal is to provide a fair and equal opportunity for each candidate throughout the interview process. In addition, the interview, while conducted in public, remains between the board and the candidate. The public is not permitted to participate in the discussion.*

Other important interview notes:

- All board members should be present at all interviews
- Be prepared to question the candidate
- Listen actively to the candidate's answers (board member cell phones should be turned off and not utilized during the interview)
- Offer answers to the candidate's questions
- Be consistent to assure that all interviewers follow the interview protocol
- The board may want to provide a host/hostess or tour guide to greet the candidates when they arrive and assist with their transition after each group interview

The board will utilize a written list of questions. Once the Board has identified the interview questions, a prepared list will be provided to the board by NASB Staff to guide the interview process. This ensures the Board asks appropriate questions, ensures all applicants are treated consistently, and provides a record of the questions asked of the candidates.

Allow time for debriefing following each interview. Each board member should assess the candidate independently, before general discussion of the interview.

Prepare for each interview. Do your homework prior to the interview. Read the candidate's letter of application, application form, letters of reference, and other information included with the application. Identify characteristics in the application materials that align with the board-identified leadership profile. Do not accept candidates who fail to meet your criteria or try to make someone fit the position for the wrong reasons.

Prior to the first interview, the board should determine their interview procedures. The board will utilize the interview questions identified by the board during the work sessions and should consider having each board member ask the questions using a round-robin format. This will allow each board member to engage the candidate. In addition, the candidate will have the opportunity to address each board member. The questions are formatted to allow board members the opportunity to take notes if they so choose. *Note: Any notes taken during the interview process or as part of a Special Meeting of the Board related to Presentation of Candidates, must be returned to NASB to retain in our records on behalf of the district.

- State the question as precisely as possible
- Encourage the candidate to elaborate if he/she speaks in general terms
- A board member may ask the candidate to explain or elaborate in more detail

It is important that the board maintain the format and questions previously agreed upon to ensure a fair and equitable interview experience for each candidate. The board may wish to provide a copy of the interview questions for the candidate to reference during the interview.

- Welcome the candidate to the district
- Each board member should introduce himself/herself, his or her occupation and length of service on the board
- Board chair should let the candidate know the timeframe for the interview and that the board will allow approximately 15 minutes at the end for candidate questions
- Allow time for breaks so the candidate is able to drink a beverage or have a snack that the district has provided

After the introductions are complete, an effective way to begin an interview is to ask the candidate to discuss his/her background and the reasons he/she is interested in becoming the superintendent of your district. Let the candidate do most of the talking to reveal his/her knowledge or lack of knowledge about your district. Listen carefully to what the candidate says and how they state the answers. Be alert to nonverbal cues – facial expressions, tone of voice, hesitations – that accompany their answer to the questions.

At the conclusion of the board interview questions, the candidate should be provided the opportunity to address the board with questions or a closing statement. The candidate may wish to address areas the board did not cover with the interview questions. Keep in mind that how you conduct yourself as a collective board is as important as how the candidate conducts his/herself. It is important to remember you are not the only one doing the evaluating; the candidate is assessing the board as well.

When all questions are complete...

- Board president should express appreciation to the candidate for his/her time and interest in visiting the district
- Provide a timeline for how soon the board will make a decision
- Inform the interview candidate that the board will be discussing their interview and application areas of strength in open session and any areas of concern in closed session
- *Note: The board may wish to provide a copy of the district's blank superintendent contract to each candidate

Important: Following the departure of the candidate, each board member should complete the final portion of the candidate assessment document, discuss in open session the positive qualities of the candidate, and **only** enter into a closed session if there are negative characteristics noted during the interview the board would need to discuss.

Travel expenses

It is appropriate for the District to cover Candidate travel expenses related to the interview. This may include mileage and hotel accommodations.