

**BENNINGTON PUBLIC SCHOOLS  
DOUGLAS COUNTY SCHOOL DISTRICT NO. 59  
BOARD OF EDUCATION REGULAR MEETING  
Monday, March 13, 2023 6:00 PM**

**Mission Statement**

*"The mission of Bennington Public Schools is to provide educational opportunities in a safe, caring environment that will prepare all students to meet the challenges of the future."*

- I. Call Meeting to Order
- II. Public Forum
- III. Consent Agenda (Note: Items on the consent agenda are considered routine and will be enacted under one motion. There will be no separate discussion of these items at the meeting unless a Board Member requests an item removed from the agenda for separate action.)
  - A. Approval of Agenda
  - B. Approval of Minutes of the Monday, February 13, 2023, Regular Meeting, Wednesday, March 1, 2023, Special Meeting, Monday, March 6, 2023, Special Meeting and Wednesday, March 8, 2023, Special Meeting
  - C. Presentation of March Bills for Approval and Payment
  - D. Personnel: Resignation(s) and Hiring of Personnel
- IV. Items Removed From the Consent Agenda for Separate Action
- V. Reports
  - A. Administrative Reports
  - B. Committee Report(s)
  - C. Coordinator Report- Technology
  - D. Lobbyist
  - E. Spotlight Report- Career and Technical Education
- VI. Unfinished Business
  - A. Discuss and Consider Logistics of Policy 204.10- Agenda
  - B. Discuss, Consider, and Take Action on 2024-2025 School Calendar
- VII. New Business
  - A. Discuss, Consider, and Take All Necessary Action to Approve the Contract for a New Superintendent Beginning July 1, 2023
  - B. Discuss, Consider, and Take all Necessary Action on 2023 Farm Lease Agreement for School District Property Located at 180th Street and Military Road
  - C. Discuss, Consider, and Take Action on Curriculum Committee's Recommendation for Curriculum/Personnel Proposals
  - D. Executive Session to Discuss Certificated, Administrative, and Support Staff Compensation
  - E. Possible Action from Executive Session
- VIII. Time and Date of Special Meeting: March 20, 2023, 5:00 p.m.  
Time and Date of Next Regular Meeting- Monday, April 10, 2023, 6:00 p.m.

## Committee Meetings to be Determined

### IX. Adjournment

**NOTICE: COPY OF OPEN MEETINGS ACT:** The Board of Education makes available at least one current copy of the Open Meetings Act posted in the meeting room at a location accessible to members of the public. The Act is posted on the wall of the Board room.

**INSTRUCTIONS FOR THOSE WHO WISH TO SPEAK DURING PUBLIC FORUM:** Getting Started: When it is your turn to speak during the public forum portion of the agenda, please come forward to the table situated immediately in front of the Board, sign your name and address on the sign-in sheet and state your name to the Board of Education. Time Limit: You may speak only one time and must limit comments to 5 minutes or less. Personnel or Student Topic: If you are planning to speak about a personnel or student matter involving an individual, please understand that our policies require that such concerns initially be directed to the administration for consideration. Board members will generally not respond to any questions you ask or comments you may make about individual staff members or students. You are cautioned that slanderous comments are not protected just because they are made at the Board meeting. General Rules: Please remember that this is a public meeting for the conduct of business of the Board of Education. Offensive language, personal attacks and hostile conduct will not be tolerated.

BY: BENNINGTON PUBLIC SCHOOLS

Regular; Processing Month 02/2023; Accounts to Include Accounts with Activity

**Fund: 01 GENERAL FUND CHECKING**

<u>Account Number</u>	<u>Description</u>	<u>Revised Budget</u>	<u>During Month</u>	<u>To Date</u>
01 1370	PRESCHOOL TUITION AND FEES	0.00	4,287.50	25,725.00
01 1410	TRANS REC FROM INDIVIDUALS - REG	0.00	16,569.81	110,875.50
01 1510	INTEREST ON INVESTMENTS	0.00	201.38	998.53
01 1911	LOCAL LICENSE FEES	0.00	10.00	10.00
01 1925	CATEGORICAL GRANTS FROM CORP & ORG	0.00	0.00	807.00
01 1990	OTHER LOCAL RECEIPTS	0.00	500.00	51,703.30
	Subtotal: LOCAL RECIEPTS	0.00	21,568.69	190,119.33
01 3110	STATE AID	0.00	1,989,029.00	12,115,893.00
01 3120	SPECIAL ED PROGRAMS SCHOOL AGE	0.00	222,130.00	677,534.00
01 3400	STATE APPORTIONMENT	0.00	751,254.65	751,254.65
01 3535	PAYMENTS FOR HIGH ABLILITY LEARNERS	0.00	0.00	28,475.00
	Subtotal: 3000	0.00	2,962,413.65	13,573,156.65
01 4421	IDEA PART-B(611) ARP - BASE & ENR POV	0.00	0.00	133,107.00
01 4422	IDEA PRESCHOOL (619) ARP	0.00	0.00	10,020.00
01 4423	IDEA PART B ARP PROPORTIONATE SHARE	0.00	0.00	4,453.00
01 4505	TITLE I, PART A ESSA IMP BASIC PROG	0.00	0.00	86,521.00
01 4518	IDEA Part B Base & Enrollment Poverty Allocation	0.00	0.00	459,083.00
01 4521	IDEA PART B PROPORTIONATE SHARE PART B L	0.00	0.00	295,633.00
01 4525 0001	FED VOC & APPLIED TECH ED (CARL PERKINS)	0.00	5,579.45	5,579.45
01 4709	MEDICAID ADMINSTRATIVE ACTIVITIES	0.00	0.00	8,548.75
01 4969	TITLE IV, PART A	0.00	0.00	10,000.00
	Subtotal: 4000	0.00	5,579.45	1,012,945.20
01 5690	OTHER NON-REVENUE RECEIPTS	0.00	0.00	420.69
	Subtotal: 5000	0.00	0.00	420.69
	Fund Total:	0.00	2,989,561.79	14,776,641.87

**Fund: 02 NUTRITION SERVICES**

<u>Account Number</u>	<u>Description</u>	<u>Revised Budget</u>	<u>During Month</u>	<u>To Date</u>
02 1510	INTEREST ON INVESTMENTS	0.00	80.19	495.75
02 1620	DAILY SALES - NON-REIMB PROGRAMS	0.00	144,280.51	836,384.72
02 1990	MISCELLANEOUS LOCAL RECEIPTS	0.00	1,039.33	10,225.01
	Subtotal: LOCAL RECIEPTS	0.00	145,400.03	847,105.48
02 3150	STATE REIMBURSEMENT(OF NUTRITION PROG)	0.00	0.00	7,485.88
	Subtotal: 3000	0.00	0.00	7,485.88
02 4210	FEDERAL REIMBURSEMENT(OF NUTRIT PRGMS)	0.00	69,756.47	462,228.30
	Subtotal: 4000	0.00	69,756.47	462,228.30
	Fund Total:	0.00	215,156.50	1,316,819.66

**Fund: 03 DEPRECIATION - MM**

<u>Account Number</u>	<u>Description</u>	<u>Revised Budget</u>	<u>During Month</u>	<u>To Date</u>
03 1510	INTEREST ON INVESTMENTS	0.00	0.02	0.12
	Subtotal: LOCAL RECIEPTS	0.00	0.02	0.12
	Fund Total:	0.00	0.02	0.12

**Fund: 04 SPECIAL BUILDING FUND - MM**

<u>Account Number</u>	<u>Description</u>	<u>Revised Budget</u>	<u>During Month</u>	<u>To Date</u>
04 1100	TAXES	0.00	413.52	2,959.48
04 1111	LOCAL PROPERTY TAXES - LEARNING COMMUNIT	0.00	0.00	0.00
04 1510	INTEREST ON INVESTMENTS	0.00	55.86	241.02
	Subtotal: LOCAL RECIEPTS	0.00	469.38	3,200.50

Regular; Processing Month 02/2023; Accounts to Include Accounts with Activity

**Fund: 04 SPECIAL BUILDING FUND - MM**

<u>Account Number</u>	<u>Description</u>	<u>Revised Budget</u>	<u>During Month</u>	<u>To Date</u>
	Fund Total:	0.00	469.38	3,200.50

**Fund: 05 UNEMPLOYMENT - MM**

<u>Account Number</u>	<u>Description</u>	<u>Revised Budget</u>	<u>During Month</u>	<u>To Date</u>
05 1510	INTEREST ON INVESTMENTS	0.00	0.94	6.09
	Subtotal: LOCAL RECIEPTS	0.00	0.94	6.09
	Fund Total:	0.00	0.94	6.09

**Fund: 06 GENERAL - MM**

<u>Account Number</u>	<u>Description</u>	<u>Revised Budget</u>	<u>During Month</u>	<u>To Date</u>
06 1100	TAXES	0.00	645,810.19	4,496,838.27
06 1111	LOCAL PROPERTY TAXES - LEARNING COMMUNIT	0.00	0.00	0.00
06 1510	INTEREST ON INVESTMENTS	0.00	431.80	1,084.04
	Subtotal: LOCAL RECIEPTS	0.00	646,241.99	4,497,922.31
	Fund Total:	0.00	646,241.99	4,497,922.31

**Fund: 13 SPECIAL BUILDING FUND - CHECKING**

<u>Account Number</u>	<u>Description</u>	<u>Revised Budget</u>	<u>During Month</u>	<u>To Date</u>
13 1510	INTEREST ON INVESTMENTS	0.00	15.38	267.36
13 1990	OTHER LOCAL RECEIPTS	0.00	0.00	5,011.49
	Subtotal: LOCAL RECIEPTS	0.00	15.38	5,278.85
13 5320	SALE OF PROPERTY - LAND/BUILDINGS	0.00	0.00	255,736.50
	Subtotal: 5000	0.00	0.00	255,736.50
	Fund Total:	0.00	15.38	261,015.35

**Fund: 14 BUILDING FUND - NLAF**

<u>Account Number</u>	<u>Description</u>	<u>Revised Budget</u>	<u>During Month</u>	<u>To Date</u>
14 1510	Interest on Investments	0.00	38,640.48	225,014.45
	Subtotal: LOCAL RECIEPTS	0.00	38,640.48	225,014.45
	Fund Total:	0.00	38,640.48	225,014.45

**Fund: 15 QSC BONDS - NLAF**

<u>Account Number</u>	<u>Description</u>	<u>Revised Budget</u>	<u>During Month</u>	<u>To Date</u>
15 1510	Interest on Investments	0.00	10,045.74	47,535.32
	Subtotal: LOCAL RECIEPTS	0.00	10,045.74	47,535.32
15 5103	Qualified School Construction Bonds	0.00	0.00	105,153.92
	Subtotal: 5000	0.00	0.00	105,153.92
	Fund Total:	0.00	10,045.74	152,689.24

**Fund: 16 QSC BONDS - MM**

<u>Account Number</u>	<u>Description</u>	<u>Revised Budget</u>	<u>During Month</u>	<u>To Date</u>
16 1100	TAXES	0.00	15,018.07	108,023.05
16 1510	Interest on Investments	0.00	95.97	1,593.06
	Subtotal: LOCAL RECIEPTS	0.00	15,114.04	109,616.11
	Fund Total:	0.00	15,114.04	109,616.11

**Fund: 18 GENERAL FUND CDARS**

<u>Account Number</u>	<u>Description</u>	<u>Revised Budget</u>	<u>During Month</u>	<u>To Date</u>
18 1510	Interest on Investments	0.00	5,840.51	35,154.14
	Subtotal: LOCAL RECIEPTS	0.00	5,840.51	35,154.14
	Fund Total:	0.00	5,840.51	35,154.14

**Fund: 19 BUILDING FUND CDARS**

<u>Account Number</u>	<u>Description</u>	<u>Revised Budget</u>	<u>During Month</u>	<u>To Date</u>
19 1510	Interest on Investments	0.00	3,258.68	13,788.30

Regular; Processing Month 02/2023; Accounts to Include Accounts with Activity

**Fund: 19 BUILDING FUND CDARS**

<u>Account Number</u>	<u>Description</u>	<u>Revised Budget</u>	<u>During Month</u>	<u>To Date</u>
Subtotal: LOCAL RECIEPTS		0.00	3,258.68	13,788.30
Fund Total:		0.00	3,258.68	13,788.30

**Fund: 20 DEPRECIATION CDARS**

<u>Account Number</u>	<u>Description</u>	<u>Revised Budget</u>	<u>During Month</u>	<u>To Date</u>
20 1510	Interest on Investments	0.00	5,376.22	23,177.08
Subtotal: LOCAL RECIEPTS		0.00	5,376.22	23,177.08
Fund Total:		0.00	5,376.22	23,177.08

**Fund: 21 ACTIVITY FUND**

<u>Account Number</u>	<u>Description</u>	<u>Revised Budget</u>	<u>During Month</u>	<u>To Date</u>
21 1710 1510	Interest on Investments	0.00	40.08	102.39
21 1990 0100	HS Athletics	0.00	1.00	(41,665.71)
21 1990 0101	BMS Athletics	0.00	0.00	11,500.00
21 1990 0102	BSMS Athletics	0.00	0.00	9,153.00
21 1990 0105	Football	0.00	0.00	35,242.00
21 1990 0110	BMS Football	0.00	0.00	987.00
21 1990 0111	Varsity Track	0.00	0.00	1,000.00
21 1990 0113	Athletic Training	0.00	0.00	5,500.00
21 1990 0114	Uniforms	0.00	0.00	10,000.00
21 1990 0115	Volleyball	0.00	0.00	7,176.21
21 1990 0116	Lodging/Meals	0.00	742.00	7,242.00
21 1990 0117	Dues/Fees	0.00	0.00	2,000.00
21 1990 0118	Cross Country Club	0.00	0.00	192.06
21 1990 0119	Baseball	0.00	0.00	784.10
21 1990 0120	BMS Volleyball	0.00	0.00	1,713.91
21 1990 0121	BSMS Football	0.00	0.00	1,175.00
21 1990 0123	BSMS Volleyball	0.00	0.00	2,258.13
21 1990 0124	BSMS Boys' Basketball	0.00	0.00	2,730.99
21 1990 0125	Boys' Basketball	0.00	9,259.50	21,175.12
21 1990 0130	BMS Boys' Basketball	0.00	0.00	1,751.06
21 1990 0135	Girls' Basketball	0.00	1,487.50	9,227.00
21 1990 0140	BMS Girls' Basketball	0.00	702.25	1,273.25
21 1990 0141	Baseball Club	0.00	2,773.36	2,773.36
21 1990 0142	Volleyball Club	0.00	0.00	7,459.00
21 1990 0143	BSMS Girls' Basketball	0.00	922.00	1,611.00
21 1990 0145	Cross Country	0.00	0.00	4,240.00
21 1990 0146	BMS Cross Country	0.00	0.00	50.00
21 1990 0150	Boys' Golf	0.00	0.00	2,000.00
21 1990 0152	Boys' Soccer	0.00	0.00	2,227.36
21 1990 0153	Boys' Soccer Fundraising	0.00	0.00	1,565.13
21 1990 0155	Girls' Golf	0.00	0.00	5,042.83
21 1990 0156	Girls' Tennis	0.00	0.00	1,500.00
21 1990 0164	Girls' Soccer	0.00	0.00	1,000.00
21 1990 0180	Wrestling	0.00	9,408.85	25,185.90
21 1990 0185	BMS Wrestling	0.00	272.00	272.00
21 1990 0186	BSMS Wrestling	0.00	596.00	980.00
21 1990 0190	Girls' Softball	0.00	0.00	9,277.10
21 1990 0191	Unified Bowling	0.00	0.00	800.00
21 1990 0195	Track Club	0.00	1,731.47	2,831.13
21 1990 0196	Football Club	0.00	0.00	12,235.86
21 1990 0200	Band	0.00	0.00	7,812.82
21 1990 0215	PC Band Resale	0.00	0.00	665.00
21 1990 0220	HE Band Resale	0.00	0.00	1,895.00
21 1990 0221	AP Band Resale	0.00	0.00	616.00

Regular; Processing Month 02/2023; Accounts to Include Accounts with Activity

<b>Fund: 21      ACTIVITY FUND</b>				
<u>Account Number</u>	<u>Description</u>	<u>Revised Budget</u>	<u>During Month</u>	<u>To Date</u>
21 1990 0300	Dance Team	0.00	591.25	32,877.68
21 1990 0355	Varsity Cheerleading	0.00	187.47	14,450.50
21 1990 0450	Skills USA/VICA	0.00	906.78	2,416.78
21 1990 0511	AP Student Council	0.00	0.00	745.18
21 1990 0550	BE Miscellaneous	0.00	34.78	303.74
21 1990 0557	PC Miscellaneous	0.00	60.41	751.23
21 1990 0559	Washington DC Trip	0.00	3,338.69	5,506.00
21 1990 0560	HE Miscellaneous	0.00	65.56	435.32
21 1990 0561	AP Miscellaneous	0.00	16.49	453.13
21 1990 0566	AP Yearbook	0.00	300.00	300.00
21 1990 0567	SE Miscellaneous	0.00	0.00	233.24
21 1990 0600	FBLA	0.00	0.00	709.80
21 1990 0650	Fine Arts	0.00	0.00	1,488.00
21 1990 0651	Play Products	0.00	0.00	1,158.31
21 1990 0720	French	0.00	0.00	538.82
21 1990 0750	Journalism	0.00	0.00	1,675.00
21 1990 0800	High School Misc	0.00	267.80	4,986.17
21 1990 0801	First Robotics	0.00	0.00	2,349.16
21 1990 0802	Quiz Bowl	0.00	0.00	260.00
21 1990 0804	Cultural Diversity Club	0.00	0.00	366.56
21 1990 0805	Youth Boys' Basketball	0.00	0.00	850.00
21 1990 0806	Outdoor Club	0.00	0.00	80.00
21 1990 0807	Key Club	0.00	0.00	1,310.45
21 1990 0809	National Honor Society	0.00	0.00	904.00
21 1990 0825	Youth Girls' Basketball	0.00	0.00	150.00
21 1990 0830	PSAT/AP	0.00	0.00	24,365.28
21 1990 0845	BMS Yearbook	0.00	0.00	30.00
21 1990 0855	Boys' Youth Golf	0.00	0.00	(2,807.89)
21 1990 0856	Girls' Youth Golf	0.00	0.00	2,807.89
21 1990 0875	Wellness	0.00	0.00	2,966.51
21 1990 0880	Facilities Use	0.00	450.00	92,191.01
21 1990 0890	HS Student Senate	0.00	0.00	12,833.15
21 1990 0891	BMS Student Senate	0.00	0.00	429.00
21 1990 0892	BMS Cooking Club	0.00	0.00	1,125.00
21 1990 0893	BMS Miscellaneous	0.00	79.22	473.16
21 1990 0894	BSMS Student Senate	0.00	0.00	995.00
21 1990 0895	BSMS Cooking Club	0.00	25.00	1,525.00
21 1990 0896	BSMS Miscellaneous	0.00	78.70	410.60
21 1990 0900	Music	0.00	0.00	1,982.00
21 1990 0916	BMS Music Resale	0.00	0.00	186.00
21 1990 0955	Shop	0.00	0.00	2,098.00
21 1990 0971	PC Library	0.00	75.12	1,452.95
21 1990 0972	SE Library	0.00	(26.52)	715.32
21 1990 0975	BE Library	0.00	32.11	656.96
21 1990 0976	AP Library	0.00	0.00	460.08
21 1990 0995	HE Library	0.00	0.00	702.92
21 1990 0996	BMS Library	0.00	0.00	705.04
21 1990 0997	BSMS Library	0.00	1,029.28	2,281.22
Subtotal: LOCAL RECIEPTS		0.00	35,448.15	406,440.27
Fund Total:		0.00	35,448.15	406,440.27

<b>Fund: 22      STUDENT FEE FUND</b>				
<u>Account Number</u>	<u>Description</u>	<u>Revised Budget</u>	<u>During Month</u>	<u>To Date</u>
22 1741 5100	Cooperative Loss	0.00	831.05	4,180.14

Regular; Processing Month 02/2023; Accounts to Include Accounts with Activity

**Fund: 22 STUDENT FEE FUND**

<u>Account Number</u>	<u>Description</u>	<u>Revised Budget</u>	<u>During Month</u>	<u>To Date</u>
	Subtotal: LOCAL RECIEPTS	0.00	831.05	4,180.14
	Fund Total:	0.00	831.05	4,180.14

**Fund: 24 QSC BONDS CDARS**

<u>Account Number</u>	<u>Description</u>	<u>Revised Budget</u>	<u>During Month</u>	<u>To Date</u>
24 1510	Interest on Investments	0.00	454.17	1,957.95
	Subtotal: LOCAL RECIEPTS	0.00	454.17	1,957.95
	Fund Total:	0.00	454.17	1,957.95

**Fund: 25 BOND FUND**

<u>Account Number</u>	<u>Description</u>	<u>Revised Budget</u>	<u>During Month</u>	<u>To Date</u>
25 1100	Local Property Taxes	0.00	187,070.28	1,034,654.49
25 1510	Interest on Investments	0.00	13,205.32	94,389.33
	Subtotal: LOCAL RECIEPTS	0.00	200,275.60	1,129,043.82
	Fund Total:	0.00	200,275.60	1,129,043.82

**Fund: 27 UNEMPLOYMENT CDARS**

<u>Account Number</u>	<u>Description</u>	<u>Revised Budget</u>	<u>During Month</u>	<u>To Date</u>
27 1510	Interest on Investments	0.00	551.99	2,379.61
	Subtotal: LOCAL RECIEPTS	0.00	551.99	2,379.61
	Fund Total:	0.00	551.99	2,379.61

	<u>Revised Budget</u>	<u>During Month</u>	<u>To Date</u>
Grand Total:	0.00	4,167,282.63	22,959,047.01

Account Number	Account Description	Revised Budget	Expended During Month	Expenditures to Date	% of Budget	Balance at EOM	P/ O Outstanding	Unencumbered Balance
01	GENERAL FUND CHECKING							
1100	REGULAR INSTRUCTIONAL PROGRAMS							
01 1100 110 000	REG INSTR - SALARIES NON-INSTR DIST	34,300.00	2,984.52	17,982.33	52.43	16,317.67	0.00	16,317.67
01 1100 111 000	REG INSTR - SALARIES TEACHERS DIST	0.00	0.00	0.00	0.00	0.00	0.00	0.00
01 1100 111 001	REG INSTR - SALARIES TEACHERS HS	3,125,168.00	251,069.04	1,512,079.29	48.38	1,613,088.71	0.00	1,613,088.71
01 1100 111 002	REG INSTR - SALARIES TEACHERS BE	1,356,256.00	108,440.90	690,398.38	53.82	665,857.62	39,500.00	626,357.62
01 1100 111 003	REG INSTR - SALARIES TEACHERS PC	1,962,400.00	165,944.22	995,665.32	50.74	966,734.68	0.00	966,734.68
01 1100 111 004	REG INSTR - SALARIES TEACHERS HE	1,673,765.00	131,745.79	787,333.83	47.04	886,431.17	0.00	886,431.17
01 1100 111 005	REG INSTR - SALARIES TEACHERS BMS	1,690,962.00	141,586.34	866,485.69	51.24	824,476.31	0.00	824,476.31
01 1100 111 006	REG INSTR - SALARIES TEACHERS AP	1,261,450.00	105,995.20	665,502.26	52.76	595,947.74	0.00	595,947.74
01 1100 111 007	REG INSTR - SALARIES TEACHERS SE	1,439,217.00	105,508.22	636,379.31	44.22	802,837.69	0.00	802,837.69
01 1100 111 008	REG INSTR - SALARIES TEACHERS BSMS	1,984,028.00	169,164.19	1,014,985.14	51.16	969,042.86	0.00	969,042.86
01 1100 112 001	REG INSTR - SALARIES INSTR AIDES HS	36,161.00	3,623.16	17,825.90	49.30	18,335.10	0.00	18,335.10
01 1100 112 002	REG INSTR - SALARIES INSTR AIDES BE	13,654.00	0.00	0.00	0.00	13,654.00	0.00	13,654.00
01 1100 112 003	REG INSTR - SALARIES INSTR AIDES PC	13,654.00	0.00	0.00	0.00	13,654.00	0.00	13,654.00
01 1100 112 004	REG INSTR - SALARIES INSTR AIDES HE	13,654.00	0.00	0.00	0.00	13,654.00	0.00	13,654.00
01 1100 112 005	REG INSTR - SALARIES INSTR AIDES BMS	0.00	0.00	0.00	0.00	0.00	0.00	0.00
01 1100 112 006	REG INSTR - SALARIES INSTR AIDES AP	13,654.00	0.00	0.00	0.00	13,654.00	0.00	13,654.00
01 1100 112 007	REG INSTR - SALARIES INSTR AIDES SE	13,654.00	0.00	0.00	0.00	13,654.00	0.00	13,654.00
01 1100 112 008	REG INSTR - SALARIES INSTR AIDES BSMS	0.00	0.00	0.00	0.00	0.00	0.00	0.00
01 1100 120 001	REG INSTR - SUBS NON-INSTR HS	40,000.00	5,109.81	22,804.26	57.01	17,195.74	0.00	17,195.74
01 1100 120 005	REG INSTR - SUBS NON-INSTR BMS	0.00	0.00	1,482.00	0.00	(1,482.00)	0.00	(1,482.00)
01 1100 122 001	REG INSTR - SUB AIDES/ASST HS	500.00	0.00	696.23	139.25	(196.23)	0.00	(196.23)
01 1100 122 002	REG INSTR - SUB AIDES/ASST BE	250.00	0.00	0.00	0.00	250.00	0.00	250.00
01 1100 122 003	REG INSTR - SUB AIDES/ASST PC	250.00	0.00	0.00	0.00	250.00	0.00	250.00
01 1100 122 004	REG INSTR - SUB AIDES/ASST HE	250.00	0.00	0.00	0.00	250.00	0.00	250.00
01 1100 122 005	REG INSTR - SUB AIDES/ASST BMS	0.00	29.42	370.89	0.00	(370.89)	0.00	(370.89)
01 1100 122 006	REG INSTR - SUB AIDES/ASST AP	250.00	0.00	0.00	0.00	250.00	0.00	250.00
01 1100 122 007	REG INSTR - SUB AIDES/ASST SE	250.00	0.00	0.00	0.00	250.00	0.00	250.00
01 1100 122 008	REG INSTR - SUB AIDES/ASST BSMS	0.00	44.03	685.63	0.00	(685.63)	0.00	(685.63)
01 1100 123 001	REG INSTR - SUB TEACHERS HS	110,000.00	7,942.50	58,282.50	52.98	51,717.50	0.00	51,717.50
01 1100 123 002	REG INSTR - SUB TEACHERS BE	70,000.00	4,440.00	21,270.00	30.39	48,730.00	0.00	48,730.00
01 1100 123 003	REG INSTR - SUB TEACHERS PC	70,000.00	3,465.00	29,782.50	42.55	40,217.50	0.00	40,217.50
01 1100 123 004	REG INSTR - SUB TEACHERS HE	70,000.00	2,887.50	25,410.00	36.30	44,590.00	0.00	44,590.00
01 1100 123 005	REG INSTR - SUB TEACHERS BMS	70,000.00	4,207.50	29,895.00	42.71	40,105.00	0.00	40,105.00
01 1100 123 006	REG INSTR - SUB TEACHERS AP	70,000.00	1,567.50	26,437.50	37.77	43,562.50	0.00	43,562.50
01 1100 123 007	REG INSTR - SUB TEACHERS SE	70,000.00	3,217.50	23,437.50	33.48	46,562.50	0.00	46,562.50
01 1100 123 008	REG INSTR - SUB TEACHERS BSMS	70,000.00	5,527.50	27,817.50	39.74	42,182.50	0.00	42,182.50
01 1100 130 000	REG INSTR - OT SALARIES NON-INSTR DIST	5,000.00	341.01	3,139.00	62.78	1,861.00	0.00	1,861.00
01 1100 130 001	REG INSTR - OT SALARIES NON-INSTR HS	750.00	0.00	0.00	0.00	750.00	0.00	750.00
01 1100 132 002	REG INSTR - OT SALARIES INSTR AIDES BE	0.00	0.00	0.00	0.00	0.00	0.00	0.00
01 1100 132 003	REG INSTR - OT SALARIES INSTR AIDES PC	0.00	0.00	0.00	0.00	0.00	0.00	0.00
01 1100 132 004	REG INSTR - OT SALARIES INSTR AIDES HE	0.00	0.00	0.00	0.00	0.00	0.00	0.00
01 1100 132 006	REG INSTR - OT SALARIES INSTR AIDES AP	0.00	0.00	0.00	0.00	0.00	0.00	0.00
01 1100 132 007	REG INSTR - OT SALARIES INSTR AIDES SE	0.00	0.00	0.00	0.00	0.00	0.00	0.00
01 1100 132 008	REG INSTR - OT SALARIES INSTR AIDES BSMS	0.00	0.00	0.00	0.00	0.00	0.00	0.00
01 1100 150 000	REG INSTR - ADD'L COMP NON-INSTR DIST	90.00	7.41	344.46	382.73	(254.46)	0.00	(254.46)
01 1100 150 001	REG INSTR - ADD'L COMP NON-INSTR HS	1,625.00	2,356.66	4,762.66	293.09	(3,137.66)	0.00	(3,137.66)
01 1100 150 005	REG INSTR - ADD'L COMP NON-INSTR BMS	1,500.00	390.00	1,260.00	84.00	240.00	0.00	240.00
01 1100 150 008	REG INSTR - ADD'L COMP NON-INSTR BSMS	1,500.00	492.70	1,611.70	107.45	(111.70)	0.00	(111.70)
01 1100 151 000	REG INSTR - ADD'L COMP TEACHERS DIST	5,000.00	356.01	2,136.06	42.72	2,863.94	0.00	2,863.94
01 1100 151 001	REG INSTR - ADD'L COMP TEACHERS HS	355,241.00	28,792.64	178,374.65	50.21	176,866.35	0.00	176,866.35
01 1100 151 002	REG INSTR - ADD'L COMP TEACHERS BE	29,383.00	1,628.80	11,373.20	38.71	18,009.80	0.00	18,009.80
01 1100 151 003	REG INSTR - ADD'L COMP TEACHERS PC	32,423.00	2,926.27	20,538.83	63.35	11,884.17	0.00	11,884.17
01 1100 151 004	REG INSTR - ADD'L COMP TEACHERS HE	31,723.00	2,545.47	15,448.67	48.70	16,274.33	0.00	16,274.33

Account Number	Account Description	Revised Budget	Expended During Month	Expenditures to Date	% of Budget	Balance at EOM	P/ O Outstanding	Unencumbered Balance
01 1100 151 005	REG INSTR - ADD'L COMP TEACHERS BMS	113,924.00	6,502.28	43,975.18	38.60	69,948.82	0.00	69,948.82
01 1100 151 006	REG INSTR - ADD'L COMP TEACHERS AP	30,023.00	1,713.94	13,895.74	46.28	16,127.26	0.00	16,127.26
01 1100 151 007	REG INSTR - ADD'L COMP TEACHERS SE	30,485.00	2,102.67	11,840.72	38.84	18,644.28	0.00	18,644.28
01 1100 151 008	REG INSTR - ADD'L COMP TEACHERS BSMS	116,538.00	8,099.85	53,162.72	45.62	63,375.28	0.00	63,375.28
01 1100 152 001	REG INSTR - ADD'L COMP AIDES HS	500.00	5.89	35.34	7.07	464.66	0.00	464.66
01 1100 152 002	REG INSTR - ADD'L COMP AIDES BE	36.00	0.00	0.00	0.00	36.00	0.00	36.00
01 1100 152 003	REG INSTR - ADD'L COMP AIDES PC	36.00	0.00	0.00	0.00	36.00	0.00	36.00
01 1100 152 004	REG INSTR - ADD'L COMP AIDES HE	36.00	0.00	0.00	0.00	36.00	0.00	36.00
01 1100 152 005	REG INSTR - ADD'L COMP AIDES BMS	0.00	0.00	0.00	0.00	0.00	0.00	0.00
01 1100 152 006	REG INSTR - ADD'L COMP AIDES AP	36.00	0.00	0.00	0.00	36.00	0.00	36.00
01 1100 152 007	REG INSTR - ADD'L COMP AIDES SE	36.00	0.00	0.00	0.00	36.00	0.00	36.00
01 1100 152 008	REG INSTR - ADD'L COMP AIDES BSMS	0.00	0.00	0.00	0.00	0.00	0.00	0.00
01 1100 210 000	REG INSTR - GROUP INS NON-INSTR DIST	63.00	5.20	31.20	49.52	31.80	0.00	31.80
01 1100 211 000	REG INSTR - GROUP INS TEACHERS/PROF DIST	0.00	0.00	0.00	0.00	0.00	0.00	0.00
01 1100 211 001	REG INSTR - GROUP INS TEACHERS/PROF HS	871,851.00	60,571.06	363,426.36	41.68	508,424.64	0.00	508,424.64
01 1100 211 002	REG INSTR - GROUP INS TEACHERS/PROF BE	374,953.00	28,045.93	165,647.21	44.18	209,305.79	0.00	209,305.79
01 1100 211 003	REG INSTR - GROUP INS TEACHERS/PROF PC	521,234.00	38,265.41	231,660.63	44.44	289,573.37	0.00	289,573.37
01 1100 211 004	REG INSTR - GROUP INS TEACHERS/PROF HE	419,796.00	31,102.27	186,840.46	44.51	232,955.54	0.00	232,955.54
01 1100 211 005	REG INSTR - GROUP INS TEACHERS/PROF BMS	320,354.00	25,236.28	149,542.02	46.68	170,811.98	0.00	170,811.98
01 1100 211 006	REG INSTR - GROUP INS TEACHERS/PROF AP	330,038.00	27,976.53	167,916.12	50.88	162,121.88	0.00	162,121.88
01 1100 211 007	REG INSTR - GROUP INS TEACHERS/PROF SE	508,266.00	34,387.28	211,655.36	41.64	296,610.64	0.00	296,610.64
01 1100 211 008	REG INSTR - GROUP INS TEACHERS/PROF BSMS	442,608.00	36,064.38	210,591.58	47.58	232,016.42	0.00	232,016.42
01 1100 212 001	REG INSTR - GROUP INS AIDES HS	50.00	10.40	62.40	124.80	(12.40)	0.00	(12.40)
01 1100 212 002	REG INSTR - GROUP INS AIDES BE	38.00	0.00	0.00	0.00	38.00	0.00	38.00
01 1100 212 003	REG INSTR - GROUP INS AIDES PC	38.00	0.00	0.00	0.00	38.00	0.00	38.00
01 1100 212 004	REG INSTR - GROUP INS AIDES HE	38.00	0.00	0.00	0.00	38.00	0.00	38.00
01 1100 212 005	REG INSTR - GROUP INS AIDES BMS	50.00	0.00	0.00	0.00	50.00	0.00	50.00
01 1100 212 006	REG INSTR - GROUP INS AIDES AP	38.00	0.00	0.00	0.00	38.00	0.00	38.00
01 1100 212 007	REG INSTR - GROUP INS AIDES SE	38.00	0.00	0.00	0.00	38.00	0.00	38.00
01 1100 212 008	REG INSTR - GROUP INS AIDES BSMS	50.00	0.00	0.00	0.00	50.00	0.00	50.00
01 1100 220 000	REG INSTR - SOC SEC NON-INSTR DIST	3,449.00	291.31	1,860.15	53.93	1,588.85	0.00	1,588.85
01 1100 220 001	REG INSTR - SOC SEC NON-INSTR HS	3,242.00	571.15	2,108.81	65.05	1,133.19	0.00	1,133.19
01 1100 220 005	REG INSTR - SOC SEC NON-INSTR BMS	115.00	29.82	209.76	182.40	(94.76)	0.00	(94.76)
01 1100 220 008	REG INSTR - SOC SEC NON-INSTR BSMS	115.00	37.69	123.30	107.22	(8.30)	0.00	(8.30)
01 1100 221 000	REG INSTR - SOC SEC TEACHERS DIST	383.00	63.57	381.42	99.59	1.58	0.00	1.58
01 1100 221 001	REG INSTR - SOC SEC TEACHERS HS	272,265.00	21,446.16	129,498.24	47.56	142,766.76	0.00	142,766.76
01 1100 221 002	REG INSTR - SOC SEC TEACHERS BE	108,389.00	8,402.44	50,625.02	46.71	57,763.98	0.00	57,763.98
01 1100 221 003	REG INSTR - SOC SEC TEACHERS PC	158,913.00	12,974.11	78,073.78	49.13	80,839.22	0.00	80,839.22
01 1100 221 004	REG INSTR - SOC SEC TEACHERS HE	132,569.00	10,189.97	61,040.92	46.04	71,528.08	0.00	71,528.08
01 1100 221 005	REG INSTR - SOC SEC TEACHERS BMS	142,679.00	11,449.66	70,507.71	49.42	72,171.29	0.00	72,171.29
01 1100 221 006	REG INSTR - SOC SEC TEACHERS AP	101,343.00	8,179.06	48,588.18	47.94	52,754.82	0.00	52,754.82
01 1100 221 007	REG INSTR - SOC SEC TEACHERS SE	114,315.00	8,135.27	48,933.15	42.81	65,381.85	0.00	65,381.85
01 1100 221 008	REG INSTR - SOC SEC TEACHERS BSMS	166,507.00	13,552.31	81,759.24	49.10	84,747.76	0.00	84,747.76
01 1100 222 001	REG INSTR - SOC SEC AIDES HS	2,843.00	276.68	1,413.95	49.73	1,429.05	0.00	1,429.05
01 1100 222 002	REG INSTR - SOC SEC AIDES BE	1,066.00	0.00	0.00	0.00	1,066.00	0.00	1,066.00
01 1100 222 003	REG INSTR - SOC SEC AIDES PC	1,066.00	0.00	0.00	0.00	1,066.00	0.00	1,066.00
01 1100 222 004	REG INSTR - SOC SEC AIDES HE	1,066.00	0.00	0.00	0.00	1,066.00	0.00	1,066.00
01 1100 222 005	REG INSTR - SOC SEC AIDES BMS	0.00	2.25	28.38	0.00	(28.38)	0.00	(28.38)
01 1100 222 006	REG INSTR - SOC SEC AIDES AP	9,462.00	0.00	0.00	0.00	9,462.00	0.00	9,462.00
01 1100 222 007	REG INSTR - SOC SEC AIDES SE	1,066.00	0.00	0.00	0.00	1,066.00	0.00	1,066.00
01 1100 222 008	REG INSTR - SOC SEC AIDES BSMS	0.00	3.37	52.47	0.00	(52.47)	0.00	(52.47)
01 1100 223 001	REG INSTR - SOC SEC SUB TEACHERS HS	8,415.00	607.60	4,458.64	52.98	3,956.36	0.00	3,956.36
01 1100 223 002	REG INSTR - SOC SEC SUB TEACHERS BE	5,355.00	339.66	1,627.32	30.39	3,727.68	0.00	3,727.68
01 1100 223 003	REG INSTR - SOC SEC SUB TEACHERS PC	5,355.00	265.05	2,278.37	42.55	3,076.63	0.00	3,076.63
01 1100 223 004	REG INSTR - SOC SEC SUB TEACHERS HE	5,355.00	220.92	1,944.00	36.30	3,411.00	0.00	3,411.00

Regular; Processing Month 02/2023

Account Number	Account Description	Revised Budget	Expended During Month	Expenditures to Date	% of Budget	Balance at EOM	P/ O Outstanding	Unencumbered Balance
01 1100 223 005	REG INSTR - SOC SEC SUB TEACHERS BMS	5,355.00	321.87	2,286.95	42.71	3,068.05	0.00	3,068.05
01 1100 223 006	REG INSTR - SOC SEC SUB TEACHERS AP	5,355.00	119.87	2,022.39	37.77	3,332.61	0.00	3,332.61
01 1100 223 007	REG INSTR - SOC SEC SUB TEACHERS SE	5,355.00	246.21	1,793.07	33.48	3,561.93	0.00	3,561.93
01 1100 223 008	REG INSTR - SOC SEC SUB TEACHERS BSMS	5,355.00	422.87	2,128.16	39.74	3,226.84	0.00	3,226.84
01 1100 230 000	REG INSTR - RETIREMENT NON-INSTR DIST	2,895.00	244.43	1,574.48	54.39	1,320.52	0.00	1,320.52
01 1100 230 001	REG INSTR - RETIREMENT NON-INSTR HS	3,115.00	165.12	341.96	10.98	2,773.04	0.00	2,773.04
01 1100 230 005	REG INSTR - RETIREMENT NON-INSTR BMS	110.00	26.09	86.35	78.50	23.65	0.00	23.65
01 1100 230 008	REG INSTR - RETIREMENT NON-INSTR BSMS	0.00	5.14	87.37	0.00	(87.37)	0.00	(87.37)
01 1100 231 000	REG INSTR - RETIREMENT TEACHERS DIST	110.00	24.96	149.76	136.15	(39.76)	0.00	(39.76)
01 1100 231 001	REG INSTR - RETIREMENT TEACHERS HS	255,810.00	20,503.41	123,841.43	48.41	131,968.57	0.00	131,968.57
01 1100 231 002	REG INSTR - RETIREMENT TEACHERS BE	101,844.00	8,066.78	48,535.25	47.66	53,308.75	0.00	53,308.75
01 1100 231 003	REG INSTR - RETIREMENT TEACHERS PC	146,619.00	12,305.50	74,154.79	50.58	72,464.21	0.00	72,464.21
01 1100 231 004	REG INSTR - RETIREMENT TEACHERS HE	125,353.00	9,810.83	58,821.40	46.92	66,531.60	0.00	66,531.60
01 1100 231 005	REG INSTR - RETIREMENT TEACHERS BMS	132,659.00	10,852.92	66,708.47	50.29	65,950.53	0.00	65,950.53
01 1100 231 006	REG INSTR - RETIREMENT TEACHERS AP	94,923.00	7,896.45	46,911.51	49.42	48,011.49	0.00	48,011.49
01 1100 231 007	REG INSTR - RETIREMENT TEACHERS SE	108,023.00	7,854.69	53,995.17	49.98	54,027.83	0.00	54,027.83
01 1100 231 008	REG INSTR - RETIREMENT TEACHERS BSMS	154,392.00	12,962.34	78,103.30	50.59	76,288.70	0.00	76,288.70
01 1100 232 001	REG INSTR - RETIREMENT AIDES HS	2,658.00	266.30	1,310.21	49.29	1,347.79	0.00	1,347.79
01 1100 232 002	REG INSTR - RETIREMENT AIDES BE	1,004.00	0.00	0.00	0.00	1,004.00	0.00	1,004.00
01 1100 232 003	REG INSTR - RETIREMENT AIDES PC	1,004.00	0.00	0.00	0.00	1,004.00	0.00	1,004.00
01 1100 232 004	REG INSTR - RETIREMENT AIDES HE	1,004.00	0.00	0.00	0.00	1,004.00	0.00	1,004.00
01 1100 232 005	REG INSTR - RETIREMENT AIDES BMS	0.00	0.00	0.00	0.00	0.00	0.00	0.00
01 1100 232 006	REG INSTR - RETIREMENT AIDES AP	1,004.00	0.00	0.00	0.00	1,004.00	0.00	1,004.00
01 1100 232 007	REG INSTR - RETIREMENT AIDES SE	1,004.00	0.00	0.00	0.00	1,004.00	0.00	1,004.00
01 1100 232 008	REG INSTR - RETIREMENT AIDES BSMS	0.00	0.00	0.00	0.00	0.00	0.00	0.00
01 1100 233 001	REG INSTR - RETIREMENT SUB TEACHERS HS	500.00	0.00	0.00	0.00	500.00	0.00	500.00
01 1100 233 002	REG INSTR - RETIREMENT SUB TEACHERS BE	600.00	0.00	0.00	0.00	600.00	0.00	600.00
01 1100 233 003	REG INSTR - RETIREMENT SUB TEACHERS PC	500.00	0.00	54.61	10.92	445.39	0.00	445.39
01 1100 233 004	REG INSTR - RETIREMENT SUB TEACHERS HE	500.00	0.00	12.13	2.43	487.87	0.00	487.87
01 1100 233 005	REG INSTR - RETIREMENT SUB TEACHERS BMS	200.00	0.00	0.00	0.00	200.00	0.00	200.00
01 1100 233 006	REG INSTR - RETIREMENT SUB TEACHERS AP	500.00	6.06	145.52	29.10	354.48	0.00	354.48
01 1100 233 007	REG INSTR - RETIREMENT SUB TEACHERS SE	500.00	0.00	12.13	2.43	487.87	0.00	487.87
01 1100 233 008	REG INSTR - RETIREMENT SUB TEACHERS BSMS	500.00	0.00	0.00	0.00	500.00	0.00	500.00
01 1100 237 000	REG INSTR - INCR RET CONTR DIST	1,034.00	92.65	593.00	57.35	441.00	0.00	441.00
01 1100 237 001	REG INSTR - INCR RET CONTR HS	89,976.00	7,199.86	43,159.49	47.97	46,816.51	0.00	46,816.51
01 1100 237 002	REG INSTR - INCR RET CONTR BE	35,372.00	2,774.31	16,692.19	47.19	18,679.81	0.00	18,679.81
01 1100 237 003	REG INSTR - INCR RET CONTR PC	50,771.00	4,232.11	25,521.93	50.27	25,249.07	0.00	25,249.07
01 1100 237 004	REG INSTR - INCR RET CONTR HE	43,457.00	3,374.12	20,233.98	46.56	23,223.02	0.00	23,223.02
01 1100 237 005	REG INSTR - INCR RET CONTR BMS	45,662.00	3,741.46	22,971.66	50.31	22,690.34	0.00	22,690.34
01 1100 237 006	REG INSTR - INCR RET CONTR AP	32,992.00	2,717.83	16,183.77	49.05	16,808.23	0.00	16,808.23
01 1100 237 007	REG INSTR - INCR RET CONTR SE	37,497.00	2,701.34	16,335.96	43.57	21,161.04	0.00	21,161.04
01 1100 237 008	REG INSTR - INCR RET CONTR BSMS	53,098.00	4,459.74	26,891.13	50.64	26,206.87	0.00	26,206.87
01 1100 271 001	REG INSTR - WORK COMP TEACHERS HS	20,000.00	0.00	16,737.75	83.69	3,262.25	0.00	3,262.25
01 1100 271 002	REG INSTR - WORK COMP TEACHERS BE	20,000.00	0.00	16,737.75	83.69	3,262.25	0.00	3,262.25
01 1100 271 003	REG INSTR - WORK COMP TEACHERS PC	20,000.00	0.00	16,737.75	83.69	3,262.25	0.00	3,262.25
01 1100 271 004	REG INSTR - WORK COMP TEACHERS HE	20,000.00	0.00	16,737.75	83.69	3,262.25	0.00	3,262.25
01 1100 271 005	REG INSTR - WORK COMP TEACHERS BMS	20,000.00	0.00	16,737.75	83.69	3,262.25	0.00	3,262.25
01 1100 271 006	REG INSTR - WORK COMP TEACHERS AP	20,000.00	0.00	16,737.75	83.69	3,262.25	0.00	3,262.25
01 1100 271 007	REG INSTR - WORK COMP TEACHERS SE	20,000.00	0.00	16,737.75	83.69	3,262.25	0.00	3,262.25
01 1100 271 008	REG INSTR - WORK COMP TEACHERS BSMS	20,000.00	0.00	16,737.75	83.69	3,262.25	0.00	3,262.25
01 1100 280 000	REG INSTR - HEALTH BEN NON-INSTR DIST	5,700.00	475.00	2,850.00	50.00	2,850.00	0.00	2,850.00
01 1100 281 000	REG INSTR - HEALTH BEN TEACHERS DIST	0.00	475.00	2,850.00	0.00	(2,850.00)	0.00	(2,850.00)
01 1100 281 001	REG INSTR - HEALTH BEN TEACHERS HS	78,614.00	8,255.18	49,012.90	62.35	29,601.10	0.00	29,601.10
01 1100 281 002	REG INSTR - HEALTH BEN TEACHERS BE	31,213.00	4,006.27	21,244.40	68.06	9,968.60	0.00	9,968.60
01 1100 281 003	REG INSTR - HEALTH BEN TEACHERS PC	82,470.00	6,768.23	41,397.16	50.20	41,072.84	0.00	41,072.84

Regular; Processing Month 02/2023

Account Number	Account Description	Revised Budget	Expended During Month	Expenditures to Date	% of Budget	Balance at EOM	P/ O Outstanding	Unencumbered Balance
01 1100 281 004	REG INSTR - HEALTH BEN TEACHERS HE	27,437.00	3,609.98	23,327.84	85.02	4,109.16	0.00	4,109.16
01 1100 281 005	REG INSTR - HEALTH BEN TEACHERS BMS	60,194.00	7,939.48	47,636.88	79.14	12,557.12	0.00	12,557.12
01 1100 281 006	REG INSTR - HEALTH BEN TEACHERS AP	33,278.00	3,100.43	18,602.58	55.90	14,675.42	0.00	14,675.42
01 1100 281 007	REG INSTR - HEALTH BEN TEACHERS SE	24,607.00	2,585.88	16,449.64	66.85	8,157.36	0.00	8,157.36
01 1100 281 008	REG INSTR - HEALTH BEN TEACHERS BSMS	75,998.00	6,864.57	40,599.62	53.42	35,398.38	0.00	35,398.38
01 1100 320 002	REG INSTR - PROF ED SERVICES BE	18,000.00	1,000.00	6,000.00	33.33	12,000.00	0.00	12,000.00
01 1100 320 003	REG INSTR - PROF ED SERVICES PC	18,000.00	1,000.00	6,000.00	33.33	12,000.00	0.00	12,000.00
01 1100 320 004	REG INSTR - PROF ED SERVICES HE	18,000.00	1,000.00	6,000.00	33.33	12,000.00	0.00	12,000.00
01 1100 320 006	REG INSTR - PROF ED SERVICES AP	18,000.00	1,000.00	6,000.00	33.33	12,000.00	0.00	12,000.00
01 1100 320 007	REG INSTR - PROF ED SERVICES SE	18,000.00	1,000.00	6,000.00	33.33	12,000.00	0.00	12,000.00
01 1100 340 000	REG INSTR - OTHER PROF SERVICES DIST	3,000.00	0.00	0.00	0.00	3,000.00	0.00	3,000.00
01 1100 340 001	REG INSTR - OTHER PROF SERVICES HS	500.00	0.00	0.00	0.00	500.00	0.00	500.00
01 1100 340 001 081	REG INSTR - PROF SERV VOCAL MUSIC HS	500.00	0.00	0.00	0.00	500.00	0.00	500.00
01 1100 340 001 082	REG INSTR - PROF SERV INSTR MUSIC HS	500.00	0.00	0.00	0.00	500.00	0.00	500.00
01 1100 340 002	REG INSTR - OTHER PROF SERVICES BE	500.00	0.00	0.00	0.00	500.00	0.00	500.00
01 1100 340 003	REG INSTR - OTHER PROF SERVICES PC	500.00	0.00	0.00	0.00	500.00	0.00	500.00
01 1100 340 004	REG INSTR - OTHER PROF SERVICES HE	500.00	0.00	0.00	0.00	500.00	0.00	500.00
01 1100 340 005	REG INSTR - OTHER PROF SERVICES BMS	500.00	0.00	0.00	0.00	500.00	0.00	500.00
01 1100 340 006	REG INSTR - OTHER PROF SERVICES AP	500.00	0.00	0.00	0.00	500.00	0.00	500.00
01 1100 340 007	REG INSTR - OTHER PROF SERVICES SE	500.00	0.00	0.00	0.00	500.00	0.00	500.00
01 1100 340 008	REG INSTR - OTHER PROF SERVICES BSMS	500.00	0.00	0.00	0.00	500.00	0.00	500.00
01 1100 440 001	REG INSTR - RENTALS HS	10,000.00	0.00	0.00	0.00	10,000.00	0.00	10,000.00
01 1100 440 002	REG INSTR - RENTALS BE	5,000.00	0.00	0.00	0.00	5,000.00	0.00	5,000.00
01 1100 440 003	REG INSTR - RENTALS PC	5,000.00	0.00	0.00	0.00	5,000.00	0.00	5,000.00
01 1100 440 004	REG INSTR - RENTALS HE	5,000.00	0.00	0.00	0.00	5,000.00	0.00	5,000.00
01 1100 440 005	REG INSTR - RENTALS BMS	5,000.00	0.00	0.00	0.00	5,000.00	0.00	5,000.00
01 1100 440 006	REG INSTR - RENTALS AP	5,000.00	0.00	0.00	0.00	5,000.00	0.00	5,000.00
01 1100 440 007	REG INSTR - RENTALS SE	5,000.00	0.00	0.00	0.00	5,000.00	0.00	5,000.00
01 1100 440 008	REG INSTR - RENTALS BSMS	5,000.00	0.00	0.00	0.00	5,000.00	0.00	5,000.00
01 1100 550 000	REG INSTR - PRINTING DIST	45,000.00	0.00	23,047.20	51.22	21,952.80	0.00	21,952.80
01 1100 550 001	REG INSTR - PRINTING HS	0.00	0.00	0.00	0.00	0.00	0.00	0.00
01 1100 550 002	REG INSTR - PRINTING BE	0.00	0.00	0.00	0.00	0.00	0.00	0.00
01 1100 550 003	REG INSTR - PRINTING PC	0.00	0.00	0.00	0.00	0.00	0.00	0.00
01 1100 550 004	REG INSTR - PRINTING HE	0.00	0.00	0.00	0.00	0.00	0.00	0.00
01 1100 550 005	REG INSTR - PRINTING BMS	0.00	0.00	0.00	0.00	0.00	0.00	0.00
01 1100 550 006	REG INSTR - PRINTING AP	0.00	0.00	0.00	0.00	0.00	0.00	0.00
01 1100 550 007	REG INSTR - PRINTING SE	0.00	0.00	0.00	0.00	0.00	0.00	0.00
01 1100 550 008	REG INSTR - PRINTING BSMS	0.00	0.00	0.00	0.00	0.00	0.00	0.00
01 1100 561 000	REG INSTR - TUIT PD OTHER DIST	15,000.00	0.00	16,200.00	108.00	(1,200.00)	0.00	(1,200.00)
01 1100 561 001	REG INSTR - TUIT PD OTHER DIST HS	27,200.00	0.00	0.00	0.00	27,200.00	0.00	27,200.00
01 1100 561 005	REG INSTR - TUIT PD OTHER DIST BMS	10,000.00	0.00	0.00	0.00	10,000.00	0.00	10,000.00
01 1100 561 008	REG INSTR - TUIT PD OTHER DIST BSMS	0.00	0.00	0.00	0.00	0.00	0.00	0.00
01 1100 580 000	REG INSTR - TRAVEL & MILEAGE DIST	2,000.00	196.50	1,500.27	75.01	499.73	0.00	499.73
01 1100 580 001	REG INSTR - TRAVEL & MILEAGE HS	1,500.00	0.00	137.50	9.17	1,362.50	0.00	1,362.50
01 1100 580 001 015	REG INSTR - TRAVEL & MILEAGE ENGLISH HS	150.00	0.00	0.00	0.00	150.00	0.00	150.00
01 1100 580 001 016	REG INSTR - TRAVEL & MILEAGE JOURN HS	300.00	0.00	0.00	2.33	300.00	7.00	293.00
01 1100 580 001 017	REG INSTR - TRAVEL & MILEAGE 1ACT/SP HS	500.00	0.00	174.25	34.85	325.75	0.00	325.75
01 1100 580 001 020	REG INSTR - TRAVEL & MILEAGE SPANISH HS	75.00	0.00	0.00	0.00	75.00	0.00	75.00
01 1100 580 001 021	REG INSTR - TRAVEL & MILEAGE FRENCH HS	75.00	0.00	0.00	0.00	75.00	0.00	75.00
01 1100 580 001 030	REG INSTR - TRAVEL & MILEAGE SOC STUD HS	75.00	0.00	0.00	0.00	75.00	0.00	75.00
01 1100 580 001 040	REG INSTR - TRAVEL & MILEAGE MATH HS	75.00	0.00	0.00	0.00	75.00	0.00	75.00
01 1100 580 001 050	REG INSTR - TRAVEL & MILEAGE T&L HS	75.00	0.00	0.00	0.00	75.00	0.00	75.00
01 1100 580 001 051	REG INSTR - TRAVEL & MILEAGE BUSINESS HS	75.00	0.00	0.00	0.00	75.00	0.00	75.00
01 1100 580 001 052	REG INSTR - TRAVEL & MILEAGE IND TECH HS	75.00	483.39	515.27	687.03	(440.27)	0.00	(440.27)
01 1100 580 001 053	REG INSTR - TRAVEL & MILEAGE FCS HS	75.00	0.00	0.00	0.00	75.00	0.00	75.00



Regular; Processing Month 02/2023

Account Number	Account Description	Revised Budget	Expended During Month	Expenditures to Date	% of Budget	Balance at EOM	P/ O Outstanding	Unencumbered Balance
01 1100 580 006 002	REG INSTR - TRAVEL & MILEAGE GRADE 2 AP	0.00	0.00	0.00	0.00	0.00	0.00	0.00
01 1100 580 006 003	REG INSTR - TRAVEL & MILEAGE GRADE 3 AP	0.00	0.00	0.00	0.00	0.00	0.00	0.00
01 1100 580 006 004	REG INSTR - TRAVEL & MILEAGE GRADE 4 AP	0.00	0.00	0.00	0.00	0.00	0.00	0.00
01 1100 580 006 005	REG INSTR - TRAVEL & MILEAGE GRADE 5 AP	0.00	0.00	0.00	0.00	0.00	0.00	0.00
01 1100 580 006 007	REG INSTR - TRAVEL & MILEAGE KDG AP	0.00	0.00	0.00	0.00	0.00	0.00	0.00
01 1100 580 006 060	REG INSTR - TRAVEL & MILEAGE PE AP	0.00	17.59	59.52	0.00	(59.52)	0.00	(59.52)
01 1100 580 006 080	REG INSTR - TRAVEL & MILEAGE ART AP	0.00	0.00	3.50	0.00	(3.50)	0.00	(3.50)
01 1100 580 006 081	REG INSTR - TRAVEL & MILEAGE VOC MUS AP	0.00	0.00	7.50	0.00	(7.50)	0.00	(7.50)
01 1100 580 006 082	REG INSTR - TRAVEL & MILEAGE INST MUS AP	0.00	0.00	18.04	0.00	(18.04)	0.00	(18.04)
01 1100 580 007	REG INSTR - TRAVEL & MILEAGE SE	1,500.00	96.42	215.30	14.35	1,284.70	0.00	1,284.70
01 1100 580 007 001	REG INSTR - TRAVEL & MILEAGE GRADE 1 SE	0.00	0.00	0.00	0.00	0.00	0.00	0.00
01 1100 580 007 002	REG INSTR - TRAVEL & MILEAGE GRADE 2 SE	0.00	0.00	0.00	0.00	0.00	0.00	0.00
01 1100 580 007 003	REG INSTR - TRAVEL & MILEAGE GRADE 3 SE	0.00	0.00	0.00	0.00	0.00	0.00	0.00
01 1100 580 007 004	REG INSTR - TRAVEL & MILEAGE GRADE 4 SE	0.00	0.00	0.00	0.00	0.00	0.00	0.00
01 1100 580 007 005	REG INSTR - TRAVEL & MILEAGE GRADE 5 SE	0.00	0.00	0.00	0.00	0.00	0.00	0.00
01 1100 580 007 007	REG INSTR - TRAVEL & MILEAGE KDG SE	0.00	0.00	0.00	0.00	0.00	0.00	0.00
01 1100 580 007 060	REG INSTR - TRAVEL & MILEAGE PE SE	0.00	0.00	0.00	0.00	0.00	0.00	0.00
01 1100 580 007 080	REG INSTR - TRAVEL & MILEAGE ART SE	0.00	0.00	3.50	0.00	(3.50)	0.00	(3.50)
01 1100 580 007 081	REG INSTR - TRAVEL & MILEAGE VOC MUS SE	0.00	0.00	0.00	0.00	0.00	0.00	0.00
01 1100 580 007 082	REG INSTR - TRAVEL & MILEAGE INST MUS SE	0.00	0.00	0.00	0.00	0.00	0.00	0.00
01 1100 580 008	REG INSTR - TRAVEL & MILEAGE BSMS	1,500.00	0.00	0.00	0.00	1,500.00	0.00	1,500.00
01 1100 580 008 015	REG INSTR - TRAVEL & MILEAGE ENGLISH BSMS	0.00	0.00	0.00	0.00	0.00	0.00	0.00
01 1100 580 008 018	REG INSTR - TRAVEL & MILEAGE READING BSMS	0.00	0.00	297.05	0.00	(297.05)	0.00	(297.05)
01 1100 580 008 019	REG INSTR - TRAVEL & MILEAGE SPEECH BSMS	0.00	0.00	0.00	0.00	0.00	0.00	0.00
01 1100 580 008 022	REG INSTR - TRAVEL & MILEAGE LANGUAGE BSMS	0.00	0.00	0.00	0.00	0.00	0.00	0.00
01 1100 580 008 030	REG INSTR - TRAVEL & MILEAGE SOC STUD BSMS	0.00	0.00	0.00	0.00	0.00	0.00	0.00
01 1100 580 008 040	REG INSTR - TRAVEL & MILEAGE MATH BSMS	0.00	0.00	0.00	0.00	0.00	0.00	0.00
01 1100 580 008 050	REG INSTR - TRAVEL & MILEAGE T&L BSMS	0.00	0.00	0.00	0.00	0.00	0.00	0.00
01 1100 580 008 054	REG INSTR - TRAVEL & MILEAGE COMPUTER BSMS	0.00	0.00	0.00	0.00	0.00	0.00	0.00
01 1100 580 008 060	REG INSTR - TRAVEL & MILEAGE PE BSMS	0.00	0.00	0.00	0.00	0.00	0.00	0.00
01 1100 580 008 070	REG INSTR - TRAVEL & MILEAGE SCIENCE BSMS	0.00	0.00	0.00	0.00	0.00	0.00	0.00
01 1100 580 008 080	REG INSTR - TRAVEL & MILEAGE ART BSMS	0.00	0.00	0.00	0.00	0.00	0.00	0.00
01 1100 580 008 081	REG INSTR - TRAVEL & MILEAGE VOC MUS BSMS	250.00	0.00	13.75	5.50	236.25	0.00	236.25
01 1100 580 008 082	REG INSTR - TRAVEL & MILEAGE INST MUS BSMS	250.00	27.37	114.99	46.00	135.01	0.00	135.01
01 1100 580 008 083	REG INSTR - TRAVEL & MILEAGE GEN MUS BSMS	0.00	0.00	0.00	0.00	0.00	0.00	0.00
01 1100 590 001	REG INSTR - PURCHASED SERVICES HS	10,000.00	0.00	0.00	0.00	10,000.00	0.00	10,000.00
01 1100 590 002	REG INSTR - PURCHASED SERVICES BE	1,500.00	0.00	0.00	0.00	1,500.00	0.00	1,500.00
01 1100 590 003	REG INSTR - PURCHASED SERVICES PC	1,500.00	0.00	0.00	0.00	1,500.00	0.00	1,500.00
01 1100 590 004	REG INSTR - PURCHASED SERVICES HE	1,500.00	0.00	0.00	0.00	1,500.00	0.00	1,500.00
01 1100 590 005	REG INSTR - PURCHASED SERVICES BMS	2,000.00	0.00	0.00	0.00	2,000.00	0.00	2,000.00
01 1100 590 006	REG INSTR - PURCHASED SERVICES AP	1,500.00	0.00	0.00	0.00	1,500.00	0.00	1,500.00
01 1100 590 007	REG INSTR - PURCHASED SERVICES SE	1,500.00	0.00	0.00	0.00	1,500.00	0.00	1,500.00
01 1100 590 008	REG INSTR - PURCHASED SERVICES BSMS	2,000.00	0.00	0.00	0.00	2,000.00	0.00	2,000.00
01 1100 610 000	REG INSTR - SUPPLIES DISTRICT	85,000.00	0.00	128,539.89	254.16	(43,539.89)	87,493.92	(131,033.81)
01 1100 610 000 611	REG INSTR - TESTING SUPPLIES DISTRICT	2,000.00	0.00	0.00	0.00	2,000.00	0.00	2,000.00
01 1100 610 001	REG INSTR - SUPPLIES HS	34,275.00	12.40	10,665.95	34.89	23,609.05	1,291.41	22,317.64
01 1100 610 001 015	REG INSTR - SUPPLIES ENGLISH HS	1,500.00	122.99	2,355.54	164.84	(855.54)	117.04	(972.58)
01 1100 610 001 016	REG INSTR - SUPPLIES JOURNALISM HS	500.00	0.00	99.00	19.80	401.00	0.00	401.00
01 1100 610 001 017	REG INSTR - SUPPLIES ONE-ACT HS	2,000.00	0.00	72.93	4.60	1,927.07	18.99	1,908.08
01 1100 610 001 020	REG INSTR - SUPPLIES SPANISH HS	650.00	0.00	1,235.52	196.61	(585.52)	42.45	(627.97)
01 1100 610 001 021	REG INSTR - SUPPLIES FRENCH HS	650.00	0.00	985.40	151.60	(335.40)	0.00	(335.40)
01 1100 610 001 030	REG INSTR - SUPPLIES SOC STUD HS	650.00	147.00	1,621.19	265.13	(971.19)	102.18	(1,073.37)
01 1100 610 001 040	REG INSTR - SUPPLIES MATH HS	1,937.00	0.00	3,822.27	207.64	(1,885.27)	199.71	(2,084.98)
01 1100 610 001 050	REG INSTR - SUPPLIES VOCATIONAL HS	1,700.00	0.00	0.00	0.00	1,700.00	0.00	1,700.00
01 1100 610 001 051	REG INSTR - SUPPLIES BUSINESS HS	750.00	0.00	895.24	128.81	(145.24)	70.80	(216.04)

Regular; Processing Month 02/2023

Account Number	Account Description	Revised Budget	Expended During Month	Expenditures to Date	% of Budget	Balance at EOM	P/ O Outstanding	Unencumbered Balance
01 1100 610 001 052	REG INSTR - SUPPLIES IND TECH HS	1,500.00	1,039.53	3,731.87	249.69	(2,231.87)	13.49	(2,245.36)
01 1100 610 001 053	REG INSTR - SUPPLIES FCS HS	5,000.00	393.01	3,485.54	71.22	1,514.46	75.44	1,439.02
01 1100 610 001 060	REG INSTR - SUPPLIES PE HS	1,850.00	614.34	6,896.59	373.68	(5,046.59)	16.53	(5,063.12)
01 1100 610 001 070	REG INSTR - SUPPLIES SCIENCE HS	2,000.00	1,155.07	13,827.99	700.97	(11,827.99)	191.45	(12,019.44)
01 1100 610 001 080	REG INSTR - SUPPLIES ART HS	5,000.00	0.00	5,337.55	112.67	(337.55)	295.72	(633.27)
01 1100 610 001 081	REG INSTR - SUPPLIES VOCAL MUSIC HS	500.00	0.00	44.48	8.90	455.52	0.00	455.52
01 1100 610 001 082	REG INSTR - SUPPLIES INSTR MUSIC HS	2,500.00	129.38	382.07	15.28	2,117.93	0.00	2,117.93
01 1100 610 001 611	REG INSTR - TESTING SUPPLIES HS	12,000.00	0.00	0.00	0.00	12,000.00	0.00	12,000.00
01 1100 610 002	REG INSTR - SUPPLIES BE	18,600.00	49.85	5,180.28	30.96	13,419.72	578.53	12,841.19
01 1100 610 002 001	REG INSTR - SUPPLIES 1ST GRADE BE	950.00	51.98	1,221.10	128.54	(271.10)	0.00	(271.10)
01 1100 610 002 002	REG INSTR - SUPPLIES 2ND GRADE BE	800.00	0.00	249.65	31.21	550.35	0.00	550.35
01 1100 610 002 003	REG INSTR - SUPPLIES 3RD GRADE BE	850.00	0.00	250.56	29.48	599.44	0.00	599.44
01 1100 610 002 004	REG INSTR - SUPPLIES 4TH GRADE BE	800.00	0.00	48.30	8.54	751.70	19.99	731.71
01 1100 610 002 005	REG INSTR - SUPPLIES 5TH GRADE BE	700.00	164.85	1,109.25	158.46	(409.25)	0.00	(409.25)
01 1100 610 002 007	REG INSTR - SUPPLIES KDG BE	1,100.00	0.00	210.08	19.60	889.92	5.48	884.44
01 1100 610 002 020	REG INSTR - SUPPLIES SPANISH BE	250.00	0.00	83.96	33.58	166.04	0.00	166.04
01 1100 610 002 060	REG INSTR - SUPPLIES PE BE	600.00	0.00	0.00	0.00	600.00	0.00	600.00
01 1100 610 002 080	REG INSTR - SUPPLIES ART BE	650.00	0.00	474.10	72.94	175.90	0.00	175.90
01 1100 610 002 081	REG INSTR - SUPPLIES VOCAL MUSIC BE	600.00	0.00	444.04	74.01	155.96	0.00	155.96
01 1100 610 002 082	REG INSTR - SUPPLIES INSTR MUSIC BE	600.00	0.00	0.00	0.00	600.00	0.00	600.00
01 1100 610 002 611	REG INSTR - TESTING SUPPLIES BE	10,000.00	0.00	2,013.00	20.13	7,987.00	0.00	7,987.00
01 1100 610 003	REG INSTR - SUPPLIES PC	20,284.00	248.04	12,000.61	59.40	8,283.39	48.08	8,235.31
01 1100 610 003 001	REG INSTR - SUPPLIES 1ST GRADE PC	592.00	0.00	894.46	181.45	(302.46)	179.71	(482.17)
01 1100 610 003 002	REG INSTR - SUPPLIES 2ND GRADE PC	632.00	0.00	559.17	92.59	72.83	25.98	46.85
01 1100 610 003 003	REG INSTR - SUPPLIES 3RD GRADE PC	584.00	256.62	1,131.50	215.59	(547.50)	127.53	(675.03)
01 1100 610 003 004	REG INSTR - SUPPLIES 4TH GRADE PC	680.00	0.00	393.84	57.92	286.16	0.00	286.16
01 1100 610 003 005	REG INSTR - SUPPLIES 5TH GRADE PC	600.00	98.43	1,181.63	209.43	(581.63)	74.95	(656.58)
01 1100 610 003 007	REG INSTR - SUPPLIES KDG PC	728.00	0.00	341.57	47.93	386.43	7.37	379.06
01 1100 610 003 020	REG INSTR - SUPPLIES SPANISH PC	200.00	0.00	79.98	39.99	120.02	0.00	120.02
01 1100 610 003 060	REG INSTR - SUPPLIES PE PC	900.00	199.75	792.87	99.33	107.13	101.09	6.04
01 1100 610 003 080	REG INSTR - SUPPLIES ART PC	550.00	0.00	576.45	113.68	(26.45)	48.78	(75.23)
01 1100 610 003 081	REG INSTR - SUPPLIES VOCAL MUSIC PC	450.00	0.00	307.36	68.30	142.64	0.00	142.64
01 1100 610 003 082	REG INSTR - SUPPLIES INSTR MUSIC PC	300.00	0.00	0.00	0.00	300.00	0.00	300.00
01 1100 610 003 611	REG INSTR - TESTING SUPPLIES PC	9,000.00	0.00	2,912.75	32.36	6,087.25	0.00	6,087.25
01 1100 610 004	REG INSTR - SUPPLIES HE	16,200.00	72.97	11,111.56	70.51	5,088.44	310.27	4,778.17
01 1100 610 004 001	REG INSTR - SUPPLIES 1ST GRADE HE	1,200.00	0.00	454.09	37.84	745.91	0.00	745.91
01 1100 610 004 002	REG INSTR - SUPPLIES 2ND GRADE HE	1,500.00	0.00	497.48	33.71	1,002.52	8.10	994.42
01 1100 610 004 003	REG INSTR - SUPPLIES 3RD GRADE HE	1,400.00	0.00	0.00	0.00	1,400.00	0.00	1,400.00
01 1100 610 004 004	REG INSTR - SUPPLIES 4TH GRADE HE	1,100.00	0.00	137.58	12.51	962.42	0.00	962.42
01 1100 610 004 005	REG INSTR - SUPPLIES 5TH GRADE HE	1,100.00	0.00	0.00	6.35	1,100.00	69.89	1,030.11
01 1100 610 004 007	REG INSTR - SUPPLIES KDG HE	1,100.00	0.00	818.71	74.43	281.29	0.00	281.29
01 1100 610 004 020	REG INSTR - SUPPLIES SPANISH HE	500.00	0.00	0.00	0.00	500.00	0.00	500.00
01 1100 610 004 060	REG INSTR - SUPPLIES PE HE	700.00	0.00	573.19	81.88	126.81	0.00	126.81
01 1100 610 004 080	REG INSTR - SUPPLIES ART HE	700.00	168.09	424.40	60.63	275.60	0.00	275.60
01 1100 610 004 081	REG INSTR - SUPPLIES VOCAL MUSIC HE	700.00	0.00	0.00	10.86	700.00	76.00	624.00
01 1100 610 004 082	REG INSTR - SUPPLIES INSTR MUSIC HE	300.00	0.00	0.00	0.00	300.00	0.00	300.00
01 1100 610 004 611	REG INSTR - TESTING SUPPLIES HE	8,000.00	0.00	2,150.25	26.88	5,849.75	0.00	5,849.75
01 1100 610 005	REG INSTR - SUPPLIES BMS	25,000.00	150.08	9,450.24	37.80	15,549.76	0.00	15,549.76
01 1100 610 005 015	REG INSTR - SUPPLIES ENGLISH BMS	1,525.00	0.00	430.31	29.85	1,094.69	24.83	1,069.86
01 1100 610 005 018	REG INSTR - SUPPLIES READING BMS	1,525.00	74.48	656.63	46.64	868.37	54.64	813.73
01 1100 610 005 019	REG INSTR - SUPPLIES SPEECH/DRAMA BMS	1,250.00	0.00	140.63	15.74	1,109.37	56.18	1,053.19
01 1100 610 005 022	REG INSTR - SUPPLIES WORLD LANG BMS	1,400.00	45.53	289.18	28.70	1,110.82	112.62	998.20
01 1100 610 005 030	REG INSTR - SUPPLIES SOC STUD BMS	2,000.00	0.00	274.92	13.75	1,725.08	0.00	1,725.08
01 1100 610 005 040	REG INSTR - SUPPLIES MATH BMS	2,550.00	771.33	1,384.36	71.40	1,165.64	436.28	729.36
01 1100 610 005 050	REG INSTR - SUPPLIES T&L BMS	3,000.00	1,235.87	7,028.64	239.05	(4,028.64)	142.98	(4,171.62)

Regular; Processing Month 02/2023

Account Number	Account Description	Revised Budget	Expended During Month	Expenditures to Date	% of Budget	Balance at EOM	P/ O Outstanding	Unencumbered Balance
01 1100 610 005 054	REG INSTR - SUPPLIES COMPUTERS BMS	900.00	0.00	401.53	47.16	498.47	22.94	475.53
01 1100 610 005 060	REG INSTR - SUPPLIES PE/HEALTH BMS	2,400.00	0.00	319.64	14.98	2,080.36	39.80	2,040.56
01 1100 610 005 070	REG INSTR - SUPPLIES SCIENCE BMS	7,500.00	62.51	1,789.20	34.42	5,710.80	792.45	4,918.35
01 1100 610 005 080	REG INSTR - SUPPLIES ART BMS	2,330.00	0.00	4,076.39	192.82	(1,746.39)	416.30	(2,162.69)
01 1100 610 005 081	REG INSTR - SUPPLIES VOCAL MUSIC BMS	1,000.00	0.00	255.48	26.54	744.52	9.94	734.58
01 1100 610 005 082	REG INSTR - SUPPLIES INSTR MUSIC BMS	1,000.00	0.00	87.59	114.05	912.41	1,052.89	(140.48)
01 1100 610 005 083	REG INSTR - SUPPLIES GENERAL MUSIC BMS	1,500.00	0.00	3,995.00	266.33	(2,495.00)	0.00	(2,495.00)
01 1100 610 005 611	REG INSTR - TESTING SUPPLIES BMS	12,000.00	0.00	0.00	0.00	12,000.00	0.00	12,000.00
01 1100 610 006	REG INSTR - SUPPLIES AP	20,284.00	0.00	8,489.57	42.34	11,794.43	98.54	11,695.89
01 1100 610 006 001	REG INSTR - SUPPLIES 1ST GRADE AP	592.00	0.00	88.83	22.57	503.17	44.78	458.39
01 1100 610 006 002	REG INSTR - SUPPLIES 2ND GRADE AP	632.00	0.00	267.71	43.94	364.29	9.99	354.30
01 1100 610 006 003	REG INSTR - SUPPLIES 3RD GRADE AP	584.00	0.00	155.40	29.00	428.60	13.98	414.62
01 1100 610 006 004	REG INSTR - SUPPLIES 4TH GRADE AP	680.00	0.00	6.35	0.93	673.65	0.00	673.65
01 1100 610 006 005	REG INSTR - SUPPLIES 5TH GRADE AP	600.00	0.00	0.00	0.00	600.00	0.00	600.00
01 1100 610 006 007	REG INSTR - SUPPLIES KDG AP	728.00	0.00	266.91	36.66	461.09	0.00	461.09
01 1100 610 006 020	REG INSTR - SUPPLIES SPANISH AP	200.00	0.00	0.00	0.00	200.00	0.00	200.00
01 1100 610 006 060	REG INSTR - SUPPLIES PE AP	900.00	0.00	258.44	33.72	641.56	45.00	596.56
01 1100 610 006 080	REG INSTR - SUPPLIES ART AP	550.00	0.00	383.59	69.74	166.41	0.00	166.41
01 1100 610 006 081	REG INSTR - SUPPLIES VOCAL MUSIC AP	450.00	0.00	566.89	125.98	(116.89)	0.00	(116.89)
01 1100 610 006 082	REG INSTR - SUPPLIES INSTR MUSIC AP	300.00	0.00	0.00	0.00	300.00	0.00	300.00
01 1100 610 006 611	REG INSTR - TESTING SUPPLIES AP	9,000.00	0.00	1,784.25	19.83	7,215.75	0.00	7,215.75
01 1100 610 007	REG INSTR - SUPPLIES SE	20,284.00	54.21	27,978.70	138.26	(7,694.70)	66.26	(7,760.96)
01 1100 610 007 001	REG INSTR - SUPPLIES 1ST GRADE SE	592.00	0.00	696.56	118.84	(104.56)	6.99	(111.55)
01 1100 610 007 002	REG INSTR - SUPPLIES 2ND GRADE SE	632.00	0.00	651.27	103.05	(19.27)	0.00	(19.27)
01 1100 610 007 003	REG INSTR - SUPPLIES 3RD GRADE SE	584.00	0.00	253.40	43.39	330.60	0.00	330.60
01 1100 610 007 004	REG INSTR - SUPPLIES 4TH GRADE SE	680.00	0.00	273.90	40.28	406.10	0.00	406.10
01 1100 610 007 005	REG INSTR - SUPPLIES 5TH GRADE SE	600.00	19.78	414.52	69.09	185.48	0.00	185.48
01 1100 610 007 007	REG INSTR - SUPPLIES KDG SE	728.00	199.99	502.55	69.03	225.45	0.00	225.45
01 1100 610 007 020	REG INSTR - SUPPLIES SPANISH SE	200.00	0.00	0.00	0.00	200.00	0.00	200.00
01 1100 610 007 060	REG INSTR - SUPPLIES PE SE	900.00	0.00	206.13	22.90	693.87	0.00	693.87
01 1100 610 007 080	REG INSTR - SUPPLIES ART SE	550.00	0.00	3,791.79	689.42	(3,241.79)	0.00	(3,241.79)
01 1100 610 007 081	REG INSTR - SUPPLIES VOCAL MUSIC SE	450.00	0.00	262.46	58.32	187.54	0.00	187.54
01 1100 610 007 082	REG INSTR - SUPPLIES INSTR MUSIC SE	300.00	154.95	154.95	51.65	145.05	0.00	145.05
01 1100 610 007 611	REG INSTR - TESTING SUPPLIES SE	9,000.00	0.00	1,814.75	20.16	7,185.25	0.00	7,185.25
01 1100 610 008	REG INSTR - SUPPLIES BSMS	25,000.00	324.80	14,188.45	56.80	10,811.55	10.50	10,801.05
01 1100 610 008 015	REG INSTR - SUPPLIES ENGLISH BSMS	1,525.00	0.00	438.17	29.77	1,086.83	15.87	1,070.96
01 1100 610 008 018	REG INSTR - SUPPLIES READING BSMS	1,525.00	266.98	2,009.01	131.74	(484.01)	0.00	(484.01)
01 1100 610 008 019	REG INSTR - SUPPLIES SPEECH/DRAMA BSMS	1,250.00	39.91	900.31	106.92	349.69	436.15	(86.46)
01 1100 610 008 022	REG INSTR - SUPPLIES WORLD LANG BSMS	1,400.00	0.00	1,625.11	116.08	(225.11)	0.00	(225.11)
01 1100 610 008 030	REG INSTR - SUPPLIES SOC STUD BSMS	2,000.00	0.00	1,697.39	86.37	302.61	29.97	272.64
01 1100 610 008 040	REG INSTR - SUPPLIES MATH BSMS	2,550.00	90.47	2,637.79	108.40	(87.79)	126.42	(214.21)
01 1100 610 008 050	REG INSTR - SUPPLIES T&L BSMS	3,000.00	1,197.12	18,846.20	628.21	(15,846.20)	0.00	(15,846.20)
01 1100 610 008 054	REG INSTR - SUPPLIES COMPUTERS BSMS	900.00	15.99	6,855.88	764.02	(5,955.88)	20.28	(5,976.16)
01 1100 610 008 060	REG INSTR - SUPPLIES PE/HEALTH BSMS	2,400.00	0.00	4,228.72	180.74	(1,828.72)	109.15	(1,937.87)
01 1100 610 008 070	REG INSTR - SUPPLIES SCIENCE BSMS	7,500.00	654.22	7,160.63	99.95	339.37	335.31	4.06
01 1100 610 008 080	REG INSTR - SUPPLIES ART BSMS	2,330.00	0.00	3,273.75	154.96	(943.75)	336.77	(1,280.52)
01 1100 610 008 081	REG INSTR - SUPPLIES VOCAL MUSIC BSMS	1,000.00	0.00	742.50	75.24	257.50	9.94	247.56
01 1100 610 008 082	REG INSTR - SUPPLIES INSTR MUSIC BSMS	1,000.00	0.00	789.97	79.00	210.03	0.00	210.03
01 1100 610 008 083	REG INSTR - SUPPLIES GENERAL MUSIC BSMS	1,500.00	23.00	765.55	51.04	734.45	0.00	734.45
01 1100 610 008 611	REG INSTR - TESTING SUPPLIES BSMS	12,000.00	0.00	0.00	0.00	12,000.00	0.00	12,000.00
01 1100 640 000	REG INSTR - BOOKS & PERIODICALS DISTRICT	695,000.00	0.00	182,392.61	26.55	512,607.39	2,160.25	510,447.14
01 1100 640 001	REG INSTR - BOOKS & PERIODICALS HS	9,200.00	0.00	7,720.92	83.92	1,479.08	0.00	1,479.08
01 1100 640 001 015	REG INSTR - BOOKS & PER ENGLISH HS	3,750.00	0.00	4,403.76	120.76	(653.76)	124.75	(778.51)
01 1100 640 001 016	REG INSTR - BOOKS & PER JOURN HS	0.00	717.91	1,364.34	0.00	(1,364.34)	0.00	(1,364.34)
01 1100 640 001 017	REG INSTR - BOOKS & PER ONE-ACT HS	0.00	0.00	598.20	0.00	(598.20)	0.00	(598.20)







Account Number	Account Description	Revised Budget	Expended During Month	Expenditures to Date	% of Budget	Balance at EOM	P/ O Outstanding	Unencumbered Balance
01 1100 650 006 081	REG INSTR - SUPPLIES TECH-REL VOC MUS AP	0.00	0.00	0.00	0.00	0.00	0.00	0.00
01 1100 650 006 082	REG INSTR - SUPPLIES TECH-REL INS MUS AP	0.00	0.00	0.00	0.00	0.00	0.00	0.00
01 1100 650 007	REG INSTR - SUPPLIES TECH-REL SE	600.00	0.00	3,188.86	531.48	(2,588.86)	0.00	(2,588.86)
01 1100 650 007 001	REG INSTR - SUPPLIES TECH-REL 1 GRADE SE	0.00	0.00	0.00	0.00	0.00	0.00	0.00
01 1100 650 007 002	REG INSTR - SUPPLIES TECH-REL 2 GRADE SE	0.00	0.00	0.00	0.00	0.00	0.00	0.00
01 1100 650 007 003	REG INSTR - SUPPLIES TECH-REL 3 GRADE SE	0.00	0.00	0.00	0.00	0.00	0.00	0.00
01 1100 650 007 004	REG INSTR - SUPPLIES TECH-REL 4 GRADE SE	0.00	0.00	0.00	0.00	0.00	0.00	0.00
01 1100 650 007 005	REG INSTR - SUPPLIES TECH-REL 5 GRADE SE	0.00	0.00	0.00	0.00	0.00	0.00	0.00
01 1100 650 007 007	REG INSTR - SUPPLIES TECH-REL KDG SE	0.00	0.00	0.00	0.00	0.00	0.00	0.00
01 1100 650 007 080	REG INSTR - SUPPLIES TECH-REL ART SE	0.00	0.00	0.00	0.00	0.00	0.00	0.00
01 1100 650 007 081	REG INSTR - SUPPLIES TECH-REL VOC MUS SE	0.00	0.00	8.99	0.00	(8.99)	0.00	(8.99)
01 1100 650 007 082	REG INSTR - SUPPLIES TECH-REL INS MUS SE	0.00	0.00	0.00	0.00	0.00	0.00	0.00
01 1100 650 008	REG INSTR - SUPPLIES TECH-REL BSMS	0.00	0.00	0.00	0.00	0.00	0.00	0.00
01 1100 650 008 015	REG INSTR - SUPPLIES TECH-REL ENG BSMS	0.00	0.00	0.00	0.00	0.00	0.00	0.00
01 1100 650 008 018	REG INSTR - SUPPLIES TECH-REL READ BSMS	0.00	0.00	0.00	0.00	0.00	0.00	0.00
01 1100 650 008 019	REG INSTR - SUPPLIES TECH-REL SP/DR BSMS	0.00	0.00	607.68	0.00	(607.68)	0.00	(607.68)
01 1100 650 008 022	REG INSTR - SUPPLIES TECH-REL WR LG BSMS	0.00	0.00	0.00	0.00	0.00	0.00	0.00
01 1100 650 008 030	REG INSTR - SUPPLIES TECH SOC STUD BSMS	100.00	0.00	0.00	0.00	100.00	0.00	100.00
01 1100 650 008 040	REG INSTR - SUPPLIES TECH-REL MATH BSMS	0.00	423.27	423.27	0.00	(423.27)	0.00	(423.27)
01 1100 650 008 050	REG INSTR - SUPPLIES TECH-REL T&L BSMS	0.00	0.00	0.00	0.00	0.00	0.00	0.00
01 1100 650 008 054	REG INSTR - SUPPLIES TECH-REL COMP BSMS	0.00	0.00	0.00	0.00	0.00	0.00	0.00
01 1100 650 008 060	REG INSTR - SUPPLIES TECH-REL PE/HT BSMS	0.00	0.00	0.00	0.00	0.00	0.00	0.00
01 1100 650 008 070	REG INSTR - SUPPLIES TECH-REL SCI BSMS	0.00	0.00	0.00	0.00	0.00	0.00	0.00
01 1100 650 008 080	REG INSTR - SUPPLIES TECH-REL ART BSMS	0.00	0.00	0.00	0.00	0.00	0.00	0.00
01 1100 650 008 081	REG INSTR - SUPPLIES TECH-REL VOCAL BSMS	250.00	0.00	0.00	0.00	250.00	0.00	250.00
01 1100 650 008 082	REG INSTR - SUPPLIES TECH-REL INST BSMS	250.00	149.00	149.00	59.60	101.00	0.00	101.00
01 1100 650 008 083	REG INSTR - SUPPLIES TECH-REL MUSIC BSMS	0.00	129.00	129.00	0.00	(129.00)	0.00	(129.00)
01 1100 733 000	REG INSTR - FURN & EQUIP DISTRICT	40,000.00	0.00	0.00	44.38	40,000.00	17,752.80	22,247.20
01 1100 733 001	REG INSTR - FURN & EQUIP HS	12,320.00	0.00	0.00	10.69	12,320.00	1,316.82	11,003.18
01 1100 733 001 015	REG INSTR - FURN & EQUIP ENGLISH HS	500.00	0.00	0.00	0.00	500.00	0.00	500.00
01 1100 733 001 016	REG INSTR - FURN & EQUIP JOURNALISM HS	0.00	0.00	0.00	0.00	0.00	0.00	0.00
01 1100 733 001 017	REG INSTR - FURN & EQUIP ONE-ACT HS	0.00	0.00	0.00	0.00	0.00	0.00	0.00
01 1100 733 001 020	REG INSTR - FURN & EQUIP SPANISH HS	0.00	0.00	0.00	0.00	0.00	0.00	0.00
01 1100 733 001 021	REG INSTR - FURN & EQUIP FRENCH HS	0.00	0.00	0.00	0.00	0.00	0.00	0.00
01 1100 733 001 030	REG INSTR - FURN & EQUIP SOC STUD HS	0.00	0.00	418.78	0.00	(418.78)	0.00	(418.78)
01 1100 733 001 040	REG INSTR - FURN & EQUIP MATH HS	0.00	0.00	0.00	0.00	0.00	0.00	0.00
01 1100 733 001 050	REG INSTR - FURN & EQUIP T&L HS	0.00	0.00	0.00	0.00	0.00	0.00	0.00
01 1100 733 001 052	REG INSTR - FURN & EQUIP IND TECH HS	0.00	0.00	0.00	0.00	0.00	0.00	0.00
01 1100 733 001 060	REG INSTR - FURN & EQUIP PE HS	0.00	0.00	0.00	0.00	0.00	0.00	0.00
01 1100 733 001 070	REG INSTR - FURN & EQUIP SCIENCE HS	0.00	0.00	0.00	0.00	0.00	0.00	0.00
01 1100 733 001 080	REG INSTR - FURN & EQUIP ART HS	0.00	0.00	0.00	0.00	0.00	0.00	0.00
01 1100 733 001 081	REG INSTR - FURN & EQUIP VOCAL MUSIC HS	0.00	0.00	0.00	0.00	0.00	0.00	0.00
01 1100 733 001 082	REG INSTR - FURN & EQUIP INSTR MUSIC HS	1,680.00	25.50	539.50	41.29	1,140.50	154.20	986.30
01 1100 733 002	REG INSTR - FURN & EQUIP BE	13,400.00	0.00	867.98	6.48	12,532.02	0.00	12,532.02
01 1100 733 002 001	REG INSTR - FURN & EQUIP 1ST GRADE BE	0.00	0.00	87.26	0.00	(87.26)	0.00	(87.26)
01 1100 733 002 002	REG INSTR - FURN & EQUIP 2ND GRADE BE	0.00	0.00	0.00	0.00	0.00	0.00	0.00
01 1100 733 002 003	REG INSTR - FURN & EQUIP 3RD GRADE BE	0.00	0.00	0.00	0.00	0.00	0.00	0.00
01 1100 733 002 004	REG INSTR - FURN & EQUIP 4TH GRADE BE	0.00	0.00	0.00	0.00	0.00	0.00	0.00
01 1100 733 002 005	REG INSTR - FURN & EQUIP 5TH GRADE BE	0.00	0.00	168.59	0.00	(168.59)	0.00	(168.59)
01 1100 733 002 007	REG INSTR - FURN & EQUIP KDG BE	0.00	0.00	0.00	0.00	0.00	0.00	0.00
01 1100 733 002 060	REG INSTR - FURN & EQUIP PE BE	0.00	0.00	0.00	0.00	0.00	0.00	0.00
01 1100 733 002 080	REG INSTR - FURN & EQUIP ART BE	0.00	0.00	0.00	0.00	0.00	0.00	0.00
01 1100 733 002 081	REG INSTR - FURN & EQUIP VOCAL MUSIC BE	0.00	0.00	0.00	0.00	0.00	0.00	0.00
01 1100 733 002 082	REG INSTR - FURN & EQUIP INSTR MUSIC BE	0.00	150.00	150.00	0.00	(150.00)	0.00	(150.00)
01 1100 733 003	REG INSTR - FURN & EQUIP PC	113,300.00	0.00	58,821.94	51.92	54,478.06	0.00	54,478.06





Account Number	Account Description	Revised Budget	Expended During Month	Expenditures to Date	% of Budget	Balance at EOM	P/ O Outstanding	Unencumbered Balance
01 1100 734 003 060	REG INSTR - HARDWARE PE PC	0.00	0.00	0.00	0.00	0.00	0.00	0.00
01 1100 734 003 080	REG INSTR - HARDWARE ART PC	0.00	0.00	0.00	0.00	0.00	0.00	0.00
01 1100 734 003 081	REG INSTR - HARDWARE VOCAL MUSIC PC	0.00	0.00	0.00	0.00	0.00	0.00	0.00
01 1100 734 003 082	REG INSTR - HARDWARE INSTR MUSIC PC	0.00	0.00	0.00	0.00	0.00	0.00	0.00
01 1100 734 004	REG INSTR - HARDWARE HE	3,000.00	0.00	2,902.97	96.77	97.03	0.00	97.03
01 1100 734 004 001	REG INSTR - HARDWARE 1ST GRADE HE	0.00	0.00	0.00	0.00	0.00	0.00	0.00
01 1100 734 004 002	REG INSTR - HARDWARE 2ND GRADE HE	0.00	0.00	0.00	0.00	0.00	0.00	0.00
01 1100 734 004 003	REG INSTR - HARDWARE 3RD GRADE HE	0.00	0.00	0.00	0.00	0.00	0.00	0.00
01 1100 734 004 004	REG INSTR - HARDWARE 4TH GRADE HE	0.00	0.00	0.00	0.00	0.00	0.00	0.00
01 1100 734 004 005	REG INSTR - HARDWARE 5TH GRADE HE	0.00	0.00	0.00	0.00	0.00	0.00	0.00
01 1100 734 004 007	REG INSTR - HARDWARE KDG HE	0.00	0.00	0.00	0.00	0.00	0.00	0.00
01 1100 734 004 060	REG INSTR - HARDWARE PE HE	0.00	0.00	0.00	0.00	0.00	0.00	0.00
01 1100 734 004 080	REG INSTR - HARDWARE ART HE	0.00	0.00	0.00	0.00	0.00	0.00	0.00
01 1100 734 004 081	REG INSTR - HARDWARE VOCAL MUSIC HE	0.00	0.00	0.00	0.00	0.00	0.00	0.00
01 1100 734 004 082	REG INSTR - HARDWARE INSTR MUSIC HE	0.00	0.00	0.00	0.00	0.00	0.00	0.00
01 1100 734 005	REG INSTR - HARDWARE BMS	4,000.00	0.00	0.00	6.75	4,000.00	270.00	3,730.00
01 1100 734 005 015	REG INSTR - HARDWARE ENGLISH BMS	0.00	0.00	0.00	0.00	0.00	0.00	0.00
01 1100 734 005 018	REG INSTR - HARDWARE READING BMS	0.00	0.00	0.00	0.00	0.00	0.00	0.00
01 1100 734 005 019	REG INSTR - HARDWARE SPEECH/DRAMA BMS	0.00	0.00	0.00	0.00	0.00	34.14	(34.14)
01 1100 734 005 022	REG INSTR - HARDWARE WORLD LANG BMS	0.00	0.00	0.00	0.00	0.00	0.00	0.00
01 1100 734 005 030	REG INSTR - HARDWARE SOC STUD BMS	0.00	0.00	0.00	0.00	0.00	0.00	0.00
01 1100 734 005 040	REG INSTR - HARDWARE MATH BMS	0.00	0.00	0.00	0.00	0.00	0.00	0.00
01 1100 734 005 050	REG INSTR - HARDWARE T&L BMS	0.00	0.00	0.00	0.00	0.00	0.00	0.00
01 1100 734 005 054	REG INSTR - HARDWARE COMPUTERS BMS	0.00	0.00	0.00	0.00	0.00	0.00	0.00
01 1100 734 005 060	REG INSTR - HARDWARE PE/HEALTH BMS	0.00	0.00	0.00	0.00	0.00	0.00	0.00
01 1100 734 005 070	REG INSTR - HARDWARE SCIENCE BMS	0.00	0.00	0.00	0.00	0.00	0.00	0.00
01 1100 734 005 080	REG INSTR - HARDWARE ART BMS	0.00	0.00	0.00	0.00	0.00	0.00	0.00
01 1100 734 005 081	REG INSTR - HARDWARE VOCAL MUSIC BMS	0.00	0.00	0.00	0.00	0.00	0.00	0.00
01 1100 734 005 082	REG INSTR - HARDWARE INSTR MUSIC BMS	0.00	0.00	0.00	0.00	0.00	0.00	0.00
01 1100 734 005 083	REG INSTR - HARDWARE GENERAL MUSIC BMS	0.00	0.00	0.00	0.00	0.00	0.00	0.00
01 1100 734 006	REG INSTR - HARDWARE AP	3,000.00	0.00	0.00	0.00	3,000.00	0.00	3,000.00
01 1100 734 006 001	REG INSTR - HARDWARE 1ST GRADE AP	0.00	0.00	0.00	0.00	0.00	0.00	0.00
01 1100 734 006 002	REG INSTR - HARDWARE 2ND GRADE AP	0.00	0.00	0.00	0.00	0.00	0.00	0.00
01 1100 734 006 003	REG INSTR - HARDWARE 3RD GRADE AP	0.00	0.00	0.00	0.00	0.00	0.00	0.00
01 1100 734 006 004	REG INSTR - HARDWARE 4TH GRADE AP	0.00	0.00	0.00	0.00	0.00	0.00	0.00
01 1100 734 006 005	REG INSTR - HARDWARE 5TH GRADE AP	0.00	0.00	0.00	0.00	0.00	0.00	0.00
01 1100 734 006 007	REG INSTR - HARDWARE KDG AP	0.00	0.00	0.00	0.00	0.00	0.00	0.00
01 1100 734 006 020	REG INSTR - HARDWARE SPANISH AP	0.00	0.00	0.00	0.00	0.00	0.00	0.00
01 1100 734 006 060	REG INSTR - HARDWARE PE AP	0.00	0.00	0.00	0.00	0.00	0.00	0.00
01 1100 734 006 080	REG INSTR - HARDWARE ART AP	0.00	0.00	0.00	0.00	0.00	0.00	0.00
01 1100 734 006 081	REG INSTR - HARDWARE VOCAL MUSIC AP	0.00	0.00	0.00	0.00	0.00	0.00	0.00
01 1100 734 006 082	REG INSTR - HARDWARE INSTR MUSIC AP	0.00	0.00	0.00	0.00	0.00	0.00	0.00
01 1100 734 007	REG INSTR - HARDWARE SE	3,000.00	0.00	375.37	12.51	2,624.63	0.00	2,624.63
01 1100 734 007 001	REG INSTR - HARDWARE 1ST GRADE SE	0.00	0.00	0.00	0.00	0.00	0.00	0.00
01 1100 734 007 002	REG INSTR - HARDWARE 2ND GRADE SE	0.00	0.00	0.00	0.00	0.00	0.00	0.00
01 1100 734 007 003	REG INSTR - HARDWARE 3RD GRADE SE	0.00	0.00	0.00	0.00	0.00	0.00	0.00
01 1100 734 007 004	REG INSTR - HARDWARE 4TH GRADE SE	0.00	0.00	0.00	0.00	0.00	0.00	0.00
01 1100 734 007 005	REG INSTR - HARDWARE 5TH GRADE SE	0.00	0.00	0.00	0.00	0.00	0.00	0.00
01 1100 734 007 007	REG INSTR - HARDWARE KDG SE	0.00	0.00	0.00	0.00	0.00	0.00	0.00
01 1100 734 007 020	REG INSTR - HARDWARE SPANISH SE	0.00	0.00	0.00	0.00	0.00	0.00	0.00
01 1100 734 007 060	REG INSTR - HARDWARE PE SE	0.00	0.00	0.00	0.00	0.00	0.00	0.00
01 1100 734 007 080	REG INSTR - HARDWARE ART SE	0.00	0.00	0.00	0.00	0.00	0.00	0.00
01 1100 734 007 081	REG INSTR - HARDWARE VOCAL MUSIC SE	0.00	0.00	0.00	0.00	0.00	0.00	0.00
01 1100 734 007 082	REG INSTR - HARDWARE INSTR MUSIC SE	0.00	0.00	0.00	0.00	0.00	0.00	0.00
01 1100 734 008	REG INSTR - HARDWARE BSMS	4,000.00	0.00	430.58	10.76	3,569.42	0.00	3,569.42

Account Number	Account Description	Revised Budget	Expended During Month	Expenditures to Date	% of Budget	Balance at EOM	P/ O Outstanding	Unencumbered Balance
01 1100 734 008 015	REG INSTR - HARDWARE ENGLISH BSMS	0.00	0.00	0.00	0.00	0.00	0.00	0.00
01 1100 734 008 018	REG INSTR - HARDWARE READING BSMS	0.00	0.00	0.00	0.00	0.00	0.00	0.00
01 1100 734 008 019	REG INSTR - HARDWARE SPEECH/DRAMA BSMS	0.00	0.00	0.00	0.00	0.00	0.00	0.00
01 1100 734 008 022	REG INSTR - HARDWARE WORLD LANG BSMS	0.00	0.00	0.00	0.00	0.00	0.00	0.00
01 1100 734 008 030	REG INSTR - HARDWARE SOC STUD BSMS	0.00	0.00	0.00	0.00	0.00	0.00	0.00
01 1100 734 008 040	REG INSTR - HARDWARE MATH BSMS	0.00	0.00	0.00	0.00	0.00	0.00	0.00
01 1100 734 008 050	REG INSTR - HARDWARE T&L BSMS	0.00	0.00	0.00	0.00	0.00	0.00	0.00
01 1100 734 008 054	REG INSTR - HARDWARE COMPUTERS BSMS	0.00	0.00	1,494.00	0.00	(1,494.00)	0.00	(1,494.00)
01 1100 734 008 060	REG INSTR - HARDWARE PE/HEALTH BSMS	0.00	0.00	0.00	0.00	0.00	0.00	0.00
01 1100 734 008 070	REG INSTR - HARDWARE SCIENCE BSMS	0.00	0.00	0.00	0.00	0.00	0.00	0.00
01 1100 734 008 080	REG INSTR - HARDWARE ART BSMS	0.00	0.00	0.00	0.00	0.00	0.00	0.00
01 1100 734 008 081	REG INSTR - HARDWARE VOCAL MUSIC BSMS	0.00	0.00	0.00	0.00	0.00	0.00	0.00
01 1100 734 008 082	REG INSTR - HARDWARE INSTR MUSIC BSMS	0.00	0.00	0.00	0.00	0.00	0.00	0.00
01 1100 734 008 083	REG INSTR - HARDWARE GENERAL MUSIC BSMS	0.00	0.00	0.00	0.00	0.00	0.00	0.00
01 1100 735 000	REG INSTR - SOFTWARE DISTRICT	170,000.00	30,505.82	111,308.23	74.02	58,691.77	14,519.93	44,171.84
01 1100 735 001	REG INSTR - SOFTWARE HS	13,000.00	0.00	17,338.25	133.37	(4,338.25)	0.00	(4,338.25)
01 1100 735 001 015	REG INSTR - SOFTWARE ENGLISH HS	1,525.00	0.00	2,500.00	163.93	(975.00)	0.00	(975.00)
01 1100 735 001 016	REG INSTR - SOFTWARE JOURNALISM HS	0.00	0.00	0.00	0.00	0.00	0.00	0.00
01 1100 735 001 017	REG INSTR - SOFTWARE ONE-ACT/SPEECH HS	0.00	0.00	1,718.50	0.00	(1,718.50)	0.00	(1,718.50)
01 1100 735 001 020	REG INSTR - SOFTWARE SPANISH HS	0.00	0.00	0.00	0.00	0.00	0.00	0.00
01 1100 735 001 021	REG INSTR - SOFTWARE FRENCH HS	0.00	0.00	0.00	0.00	0.00	0.00	0.00
01 1100 735 001 030	REG INSTR - SOFTWARE SOC STUD HS	0.00	0.00	0.00	0.00	0.00	0.00	0.00
01 1100 735 001 040	REG INSTR - SOFTWARE MATH HS	0.00	0.00	832.00	0.00	(832.00)	0.00	(832.00)
01 1100 735 001 050	REG INSTR - SOFTWARE VOCATIONAL HS	300.00	0.00	0.00	0.00	300.00	0.00	300.00
01 1100 735 001 051	REG INSTR - SOFTWARE BUSINESS HS	0.00	0.00	0.00	0.00	0.00	0.00	0.00
01 1100 735 001 052	REG INSTR - SOFTWARE IND TECH HS	0.00	0.00	0.00	0.00	0.00	0.00	0.00
01 1100 735 001 053	REG INSTR - SOFTWARE FCS HS	0.00	0.00	0.00	0.00	0.00	0.00	0.00
01 1100 735 001 060	REG INSTR - SOFTWARE PE HS	0.00	0.00	399.80	0.00	(399.80)	0.00	(399.80)
01 1100 735 001 070	REG INSTR - SOFTWARE SCIENCE HS	0.00	0.00	0.00	0.00	0.00	0.00	0.00
01 1100 735 001 080	REG INSTR - SOFTWARE ART HS	0.00	0.00	0.00	0.00	0.00	0.00	0.00
01 1100 735 001 081	REG INSTR - SOFTWARE VOCAL MUSIC HS	0.00	0.00	0.00	0.00	0.00	0.00	0.00
01 1100 735 001 082	REG INSTR - SOFTWARE INSTR MUSIC HS	0.00	0.00	0.00	0.00	0.00	0.00	0.00
01 1100 735 002	REG INSTR - SOFTWARE BE	10,000.00	0.00	23,712.43	237.12	(13,712.43)	0.00	(13,712.43)
01 1100 735 002 001	REG INSTR - SOFTWARE 1ST GRADE BE	0.00	0.00	0.00	0.00	0.00	0.00	0.00
01 1100 735 002 002	REG INSTR - SOFTWARE 2ND GRADE BE	0.00	0.00	0.00	0.00	0.00	0.00	0.00
01 1100 735 002 003	REG INSTR - SOFTWARE 3RD GRADE BE	0.00	0.00	0.00	0.00	0.00	0.00	0.00
01 1100 735 002 004	REG INSTR - SOFTWARE 4TH GRADE BE	0.00	0.00	0.00	0.00	0.00	0.00	0.00
01 1100 735 002 005	REG INSTR - SOFTWARE 5TH GRADE BE	0.00	0.00	0.00	0.00	0.00	0.00	0.00
01 1100 735 002 007	REG INSTR - SOFTWARE KDG BE	0.00	0.00	0.00	0.00	0.00	0.00	0.00
01 1100 735 002 060	REG INSTR - SOFTWARE PE BE	0.00	0.00	0.00	0.00	0.00	0.00	0.00
01 1100 735 002 080	REG INSTR - SOFTWARE ART BE	0.00	0.00	0.00	0.00	0.00	0.00	0.00
01 1100 735 002 081	REG INSTR - SOFTWARE VOCAL MUSIC BE	0.00	0.00	0.00	0.00	0.00	0.00	0.00
01 1100 735 002 082	REG INSTR - SOFTWARE INSTR MUSIC BE	0.00	0.00	0.00	0.00	0.00	0.00	0.00
01 1100 735 003	REG INSTR - SOFTWARE PC	10,000.00	0.00	27,190.37	271.90	(17,190.37)	0.00	(17,190.37)
01 1100 735 003 001	REG INSTR - SOFTWARE 1ST GRADE PC	0.00	0.00	0.00	0.00	0.00	0.00	0.00
01 1100 735 003 002	REG INSTR - SOFTWARE 2ND GRADE PC	0.00	0.00	0.00	0.00	0.00	0.00	0.00
01 1100 735 003 003	REG INSTR - SOFTWARE 3RD GRADE PC	0.00	0.00	0.00	0.00	0.00	0.00	0.00
01 1100 735 003 004	REG INSTR - SOFTWARE 4TH GRADE PC	0.00	0.00	0.00	0.00	0.00	0.00	0.00
01 1100 735 003 005	REG INSTR - SOFTWARE 5TH GRADE PC	0.00	0.00	0.00	0.00	0.00	0.00	0.00
01 1100 735 003 007	REG INSTR - SOFTWARE KDG PC	0.00	0.00	0.00	0.00	0.00	0.00	0.00
01 1100 735 003 060	REG INSTR - SOFTWARE PE PC	0.00	0.00	0.00	0.00	0.00	0.00	0.00
01 1100 735 003 080	REG INSTR - SOFTWARE ART PC	0.00	0.00	0.00	0.00	0.00	0.00	0.00
01 1100 735 003 081	REG INSTR - SOFTWARE VOCAL MUSIC PC	0.00	0.00	0.00	0.00	0.00	0.00	0.00
01 1100 735 003 082	REG INSTR - SOFTWARE INSTR MUSIC PC	0.00	0.00	0.00	0.00	0.00	0.00	0.00
01 1100 735 004	REG INSTR - SOFTWARE HE	10,000.00	0.00	24,102.33	241.02	(14,102.33)	0.00	(14,102.33)



Account Number	Account Description	Revised Budget	Expended During Month	Expenditures to Date	% of Budget	Balance at EOM	P/ O Outstanding	Unencumbered Balance
01 1100 735 008 054	REG INSTR - SOFTWARE COMPUTERS BSMS	0.00	0.00	59.88	0.00	(59.88)	0.00	(59.88)
01 1100 735 008 060	REG INSTR - SOFTWARE PE/HEALTH BSMS	0.00	0.00	350.00	0.00	(350.00)	0.00	(350.00)
01 1100 735 008 070	REG INSTR - SOFTWARE SCIENCE BSMS	0.00	0.00	2,200.00	0.00	(2,200.00)	0.00	(2,200.00)
01 1100 735 008 080	REG INSTR - SOFTWARE ART BSMS	0.00	0.00	0.00	0.00	0.00	0.00	0.00
01 1100 735 008 081	REG INSTR - SOFTWARE VOCAL MUSIC BSMS	0.00	0.00	0.00	0.00	0.00	0.00	0.00
01 1100 735 008 082	REG INSTR - SOFTWARE INSTR MUSIC BSMS	0.00	0.00	0.00	0.00	0.00	0.00	0.00
01 1100 735 008 083	REG INSTR - SOFTWARE GENERAL MUSIC BSMS	0.00	0.00	0.00	0.00	0.00	0.00	0.00
01 1100 810 000	REG INSTR - DUES & FEES DISTRICT	16,000.00	0.00	5,217.00	32.61	10,783.00	0.00	10,783.00
01 1100 810 001	REG INSTR - DUES & FEES HS	8,780.00	0.00	10,688.00	197.16	(1,908.00)	6,622.49	(8,530.49)
01 1100 810 001 015	REG INSTR - DUES & FEES ENGLISH HS	300.00	0.00	0.00	0.00	300.00	0.00	300.00
01 1100 810 001 016	REG INSTR - DUES & FEES JOURNALISM HS	500.00	0.00	0.00	45.00	500.00	225.00	275.00
01 1100 810 001 017	REG INSTR - DUES & FEES ONE-ACT HS	1,500.00	1,129.00	1,351.00	90.07	149.00	0.00	149.00
01 1100 810 001 020	REG INSTR - DUES & FEES SPANISH HS	50.00	0.00	0.00	0.00	50.00	0.00	50.00
01 1100 810 001 021	REG INSTR - DUES & FEES FRENCH HS	50.00	0.00	0.00	0.00	50.00	0.00	50.00
01 1100 810 001 030	REG INSTR - DUES & FEES SOC STUD HS	100.00	0.00	0.00	0.00	100.00	0.00	100.00
01 1100 810 001 040	REG INSTR - DUES & FEES MATH HS	200.00	0.00	0.00	0.00	200.00	0.00	200.00
01 1100 810 001 050	REG INSTR - DUES & FEES T&L HS	170.00	0.00	0.00	0.00	170.00	0.00	170.00
01 1100 810 001 051	REG INSTR - DUES & FEES BUSINESS HS	100.00	0.00	0.00	0.00	100.00	0.00	100.00
01 1100 810 001 052	REG INSTR - DUES & FEES IND TECH HS	0.00	0.00	0.00	0.00	0.00	0.00	0.00
01 1100 810 001 053	REG INSTR - DUES & FEES FCS HS	0.00	0.00	0.00	0.00	0.00	0.00	0.00
01 1100 810 001 060	REG INSTR - DUES & FEES PE HS	100.00	0.00	0.00	0.00	100.00	0.00	100.00
01 1100 810 001 070	REG INSTR - DUES & FEES SCIENCE HS	900.00	0.00	0.00	0.00	900.00	0.00	900.00
01 1100 810 001 080	REG INSTR - DUES & FEES ART HS	250.00	0.00	0.00	0.00	250.00	0.00	250.00
01 1100 810 001 081	REG INSTR - DUES & FEES VOCAL MUSIC HS	2,800.00	222.95	1,189.45	46.94	1,610.55	125.00	1,485.55
01 1100 810 001 082	REG INSTR - DUES & FEES INSTR MUSIC HS	4,200.00	775.00	3,917.00	93.26	283.00	0.00	283.00
01 1100 810 002	REG INSTR - DUES & FEES BE	5,000.00	0.00	1,875.00	42.40	3,125.00	245.00	2,880.00
01 1100 810 002 001	REG INSTR - DUES & FEES 1ST GRADE BE	0.00	0.00	0.00	0.00	0.00	855.00	(855.00)
01 1100 810 002 002	REG INSTR - DUES & FEES 2ND GRADE BE	0.00	0.00	558.00	0.00	(558.00)	0.00	(558.00)
01 1100 810 002 003	REG INSTR - DUES & FEES 3RD GRADE BE	0.00	0.00	0.00	0.00	0.00	598.50	(598.50)
01 1100 810 002 004	REG INSTR - DUES & FEES 4TH GRADE BE	0.00	0.00	0.00	0.00	0.00	0.00	0.00
01 1100 810 002 005	REG INSTR - DUES & FEES 5TH GRADE BE	0.00	0.00	0.00	0.00	0.00	0.00	0.00
01 1100 810 002 007	REG INSTR - DUES & FEES KDG BE	0.00	0.00	0.00	0.00	0.00	0.00	0.00
01 1100 810 002 060	REG INSTR - DUES & FEES PE BE	0.00	0.00	0.00	0.00	0.00	0.00	0.00
01 1100 810 002 080	REG INSTR - DUES & FEES ART BE	0.00	0.00	0.00	0.00	0.00	0.00	0.00
01 1100 810 002 081	REG INSTR - DUES & FEES VOCAL MUSIC BE	0.00	305.00	761.00	0.00	(761.00)	0.00	(761.00)
01 1100 810 002 082	REG INSTR - DUES & FEES INSTR MUSIC BE	0.00	0.00	0.00	0.00	0.00	0.00	0.00
01 1100 810 003	REG INSTR - DUES & FEES PC	5,000.00	0.00	1,200.00	24.00	3,800.00	0.00	3,800.00
01 1100 810 003 001	REG INSTR - DUES & FEES 1ST GRADE PC	0.00	0.00	796.00	0.00	(796.00)	0.00	(796.00)
01 1100 810 003 002	REG INSTR - DUES & FEES 2ND GRADE PC	0.00	0.00	199.00	0.00	(199.00)	0.00	(199.00)
01 1100 810 003 003	REG INSTR - DUES & FEES 3RD GRADE PC	0.00	0.00	444.00	0.00	(444.00)	0.00	(444.00)
01 1100 810 003 004	REG INSTR - DUES & FEES 4TH GRADE PC	0.00	0.00	0.00	0.00	0.00	0.00	0.00
01 1100 810 003 005	REG INSTR - DUES & FEES 5TH GRADE PC	0.00	114.00	1,012.25	0.00	(1,012.25)	0.00	(1,012.25)
01 1100 810 003 007	REG INSTR - DUES & FEES KDG PC	0.00	0.00	819.18	0.00	(819.18)	0.00	(819.18)
01 1100 810 003 060	REG INSTR - DUES & FEES PE PC	0.00	0.00	200.00	0.00	(200.00)	0.00	(200.00)
01 1100 810 003 080	REG INSTR - DUES & FEES ART PC	0.00	0.00	0.00	0.00	0.00	0.00	0.00
01 1100 810 003 081	REG INSTR - DUES & FEES VOCAL MUSIC PC	0.00	0.00	0.00	0.00	0.00	0.00	0.00
01 1100 810 003 082	REG INSTR - DUES & FEES INSTR MUSIC PC	0.00	0.00	0.00	0.00	0.00	0.00	0.00
01 1100 810 004	REG INSTR - DUES & FEES HE	5,000.00	0.00	1,920.89	39.42	3,079.11	50.00	3,029.11
01 1100 810 004 001	REG INSTR - DUES & FEES 1ST GRADE HE	0.00	0.00	0.00	0.00	0.00	0.00	0.00
01 1100 810 004 002	REG INSTR - DUES & FEES 2ND GRADE HE	0.00	0.00	747.00	0.00	(747.00)	0.00	(747.00)
01 1100 810 004 003	REG INSTR - DUES & FEES 3RD GRADE HE	0.00	0.00	0.00	0.00	0.00	0.00	0.00
01 1100 810 004 004	REG INSTR - DUES & FEES 4TH GRADE HE	0.00	0.00	0.00	0.00	0.00	0.00	0.00
01 1100 810 004 005	REG INSTR - DUES & FEES 5TH GRADE HE	0.00	192.00	192.00	0.00	(192.00)	0.00	(192.00)
01 1100 810 004 007	REG INSTR - DUES & FEES KDG HE	0.00	0.00	709.29	0.00	(709.29)	0.00	(709.29)
01 1100 810 004 060	REG INSTR - DUES & FEES PE HE	0.00	0.00	165.00	0.00	(165.00)	0.00	(165.00)

Account Number	Account Description	Revised Budget	Expended During Month	Expenditures to Date	% of Budget	Balance at EOM	P/ O Outstanding	Unencumbered Balance
01 1100 810 004 080	REG INSTR - DUES & FEES ART HE	0.00	0.00	0.00	0.00	0.00	0.00	0.00
01 1100 810 004 081	REG INSTR - DUES & FEES VOCAL MUSIC HE	0.00	0.00	423.00	0.00	(423.00)	0.00	(423.00)
01 1100 810 004 082	REG INSTR - DUES & FEES INSTR MUSIC HE	0.00	0.00	0.00	0.00	0.00	0.00	0.00
01 1100 810 005	REG INSTR - DUES & FEES BMS	5,000.00	0.00	1,200.00	24.00	3,800.00	0.00	3,800.00
01 1100 810 005 015	REG INSTR - DUES & FEES ENGLISH BMS	100.00	0.00	0.00	0.00	100.00	0.00	100.00
01 1100 810 005 018	REG INSTR - DUES & FEES READING BMS	100.00	0.00	0.00	0.00	100.00	0.00	100.00
01 1100 810 005 019	REG INSTR - DUES & FEES SPEECH/DRAMA BMS	150.00	0.00	0.00	0.00	150.00	0.00	150.00
01 1100 810 005 022	REG INSTR - DUES & FEES WORLD LANG BMS	100.00	0.00	0.00	0.00	100.00	0.00	100.00
01 1100 810 005 030	REG INSTR - DUES & FEES SOC STUD BMS	100.00	0.00	0.00	0.00	100.00	0.00	100.00
01 1100 810 005 040	REG INSTR - DUES & FEES MATH BMS	150.00	0.00	0.00	0.00	150.00	0.00	150.00
01 1100 810 005 050	REG INSTR - DUES & FEES T&L BMS	100.00	0.00	0.00	0.00	100.00	0.00	100.00
01 1100 810 005 054	REG INSTR - DUES & FEES COMPUTERS BMS	100.00	0.00	0.00	0.00	100.00	0.00	100.00
01 1100 810 005 060	REG INSTR - DUES & FEES PE/HEALTH BMS	100.00	0.00	0.00	0.00	100.00	0.00	100.00
01 1100 810 005 070	REG INSTR - DUES & FEES SCIENCE BMS	250.00	0.00	0.00	0.00	250.00	0.00	250.00
01 1100 810 005 080	REG INSTR - DUES & FEES ART BMS	250.00	0.00	90.00	36.00	160.00	0.00	160.00
01 1100 810 005 081	REG INSTR - DUES & FEES VOCAL MUSIC BMS	250.00	600.00	1,035.00	414.00	(785.00)	0.00	(785.00)
01 1100 810 005 082	REG INSTR - DUES & FEES INSTR MUSIC BMS	250.00	0.00	875.00	350.00	(625.00)	0.00	(625.00)
01 1100 810 005 083	REG INSTR - DUES & FEES GENERAL MUSIC BMS	100.00	0.00	160.00	160.00	(60.00)	0.00	(60.00)
01 1100 810 006	REG INSTR - DUES & FEES AP	5,000.00	0.00	1,225.00	24.50	3,775.00	0.00	3,775.00
01 1100 810 006 001	REG INSTR - DUES & FEES 1ST GRADE AP	0.00	0.00	486.00	0.00	(486.00)	0.00	(486.00)
01 1100 810 006 002	REG INSTR - DUES & FEES 2ND GRADE AP	0.00	0.00	720.00	0.00	(720.00)	0.00	(720.00)
01 1100 810 006 003	REG INSTR - DUES & FEES 3RD GRADE AP	0.00	0.00	414.00	0.00	(414.00)	0.00	(414.00)
01 1100 810 006 004	REG INSTR - DUES & FEES 4TH GRADE AP	0.00	0.00	0.00	0.00	0.00	0.00	0.00
01 1100 810 006 005	REG INSTR - DUES & FEES 5TH GRADE AP	0.00	0.00	0.00	0.00	0.00	0.00	0.00
01 1100 810 006 007	REG INSTR - DUES & FEES KDG AP	0.00	0.00	1,049.30	0.00	(1,049.30)	0.00	(1,049.30)
01 1100 810 006 060	REG INSTR - DUES & FEES PE AP	0.00	0.00	165.00	0.00	(165.00)	0.00	(165.00)
01 1100 810 006 080	REG INSTR - DUES & FEES ART AP	0.00	0.00	0.00	0.00	0.00	0.00	0.00
01 1100 810 006 081	REG INSTR - DUES & FEES VOCAL MUSIC AP	0.00	0.00	309.00	0.00	(309.00)	0.00	(309.00)
01 1100 810 006 082	REG INSTR - DUES & FEES INSTR MUSIC AP	0.00	0.00	0.00	0.00	0.00	0.00	0.00
01 1100 810 007	REG INSTR - DUES & FEES SE	5,000.00	0.00	1,300.00	26.00	3,700.00	0.00	3,700.00
01 1100 810 007 001	REG INSTR - DUES & FEES 1ST GRADE SE	0.00	0.00	0.00	0.00	0.00	0.00	0.00
01 1100 810 007 002	REG INSTR - DUES & FEES 2ND GRADE SE	0.00	0.00	0.00	0.00	0.00	365.00	(365.00)
01 1100 810 007 003	REG INSTR - DUES & FEES 3RD GRADE SE	0.00	0.00	0.00	0.00	0.00	277.77	(277.77)
01 1100 810 007 004	REG INSTR - DUES & FEES 4TH GRADE SE	0.00	300.00	300.00	0.00	(300.00)	0.00	(300.00)
01 1100 810 007 005	REG INSTR - DUES & FEES 5TH GRADE SE	0.00	0.00	0.00	0.00	0.00	0.00	0.00
01 1100 810 007 007	REG INSTR - DUES & FEES KDG SE	0.00	0.00	629.58	0.00	(629.58)	0.00	(629.58)
01 1100 810 007 060	REG INSTR - DUES & FEES PE SE	0.00	0.00	0.00	0.00	0.00	0.00	0.00
01 1100 810 007 080	REG INSTR - DUES & FEES ART SE	0.00	0.00	0.00	0.00	0.00	0.00	0.00
01 1100 810 007 081	REG INSTR - DUES & FEES VOCAL MUSIC SE	0.00	0.00	100.00	0.00	(100.00)	0.00	(100.00)
01 1100 810 007 082	REG INSTR - DUES & FEES INSTR MUSIC SE	0.00	0.00	0.00	0.00	0.00	0.00	0.00
01 1100 810 008	REG INSTR - DUES & FEES BSMS	5,000.00	0.00	1,200.00	24.00	3,800.00	0.00	3,800.00
01 1100 810 008 015	REG INSTR - DUES & FEES ENGLISH BSMS	100.00	0.00	0.00	0.00	100.00	0.00	100.00
01 1100 810 008 018	REG INSTR - DUES & FEES READING BSMS	100.00	0.00	50.00	100.00	50.00	50.00	0.00
01 1100 810 008 019	REG INSTR - DUES & FEES SPEECH/DRAMA BSMS	150.00	0.00	0.00	0.00	150.00	0.00	150.00
01 1100 810 008 022	REG INSTR - DUES & FEES WORLD LANG BSMS	100.00	0.00	0.00	0.00	100.00	0.00	100.00
01 1100 810 008 030	REG INSTR - DUES & FEES SOC STUD BSMS	100.00	150.00	150.00	150.00	(50.00)	0.00	(50.00)
01 1100 810 008 040	REG INSTR - DUES & FEES MATH BSMS	150.00	0.00	0.00	0.00	150.00	0.00	150.00
01 1100 810 008 050	REG INSTR - DUES & FEES T&L BSMS	100.00	0.00	0.00	0.00	100.00	0.00	100.00
01 1100 810 008 054	REG INSTR - DUES & FEES COMPUTERS BSMS	100.00	0.00	0.00	0.00	100.00	0.00	100.00
01 1100 810 008 060	REG INSTR - DUES & FEES PE/HEALTH BSMS	100.00	0.00	0.00	0.00	100.00	0.00	100.00
01 1100 810 008 070	REG INSTR - DUES & FEES SCIENCE BSMS	250.00	0.00	0.00	0.00	250.00	0.00	250.00
01 1100 810 008 080	REG INSTR - DUES & FEES ART BSMS	250.00	0.00	0.00	0.00	250.00	0.00	250.00
01 1100 810 008 081	REG INSTR - DUES & FEES VOCAL MUSIC BSMS	250.00	600.00	1,270.00	508.00	(1,020.00)	0.00	(1,020.00)
01 1100 810 008 082	REG INSTR - DUES & FEES INSTR MUSIC BSMS	250.00	300.00	935.00	374.00	(685.00)	0.00	(685.00)
01 1100 810 008 083	REG INSTR - DUES & FEES GENERAL MUSIC BSMS	100.00	0.00	0.00	0.00	100.00	0.00	100.00



Account Number	Account Description	Revised Budget	Expended During Month	Expenditures to Date	% of Budget	Balance at EOM	P/ O Outstanding	Unencumbered Balance
01 1100 890 005 030	REG INSTR - OTHER MISC SOC STUD BMS	0.00	0.00	0.00	0.00	0.00	0.00	0.00
01 1100 890 005 040	REG INSTR - OTHER MISC MATH BMS	0.00	0.00	0.00	0.00	0.00	0.00	0.00
01 1100 890 005 050	REG INSTR - OTHER MISC T&L BMS	0.00	0.00	0.00	0.00	0.00	0.00	0.00
01 1100 890 005 054	REG INSTR - OTHER MISC COMPUTERS BMS	0.00	0.00	0.00	0.00	0.00	0.00	0.00
01 1100 890 005 060	REG INSTR - OTHER MISC PE/HEALTH BMS	0.00	0.00	0.00	0.00	0.00	0.00	0.00
01 1100 890 005 070	REG INSTR - OTHER MISC SCIENCE BMS	0.00	0.00	0.00	0.00	0.00	0.00	0.00
01 1100 890 005 080	REG INSTR - OTHER MISC ART BMS	0.00	0.00	0.00	0.00	0.00	0.00	0.00
01 1100 890 005 081	REG INSTR - OTHER MISC VOCAL MUSIC BMS	0.00	0.00	0.00	0.00	0.00	0.00	0.00
01 1100 890 005 082	REG INSTR - OTHER MISC INSTR MUSIC BMS	0.00	0.00	159.20	0.00	(159.20)	0.00	(159.20)
01 1100 890 005 083	REG INSTR - OTHER MISC GENERAL MUSIC BMS	0.00	0.00	0.00	0.00	0.00	0.00	0.00
01 1100 890 006	REG INSTR - OTHER MISC AP	2,500.00	0.00	0.00	0.00	2,500.00	0.00	2,500.00
01 1100 890 006 001	REG INSTR - OTHER MISC 1ST GRADE AP	0.00	0.00	0.00	0.00	0.00	0.00	0.00
01 1100 890 006 002	REG INSTR - OTHER MISC 2ND GRADE AP	0.00	0.00	0.00	0.00	0.00	0.00	0.00
01 1100 890 006 003	REG INSTR - OTHER MISC 3RD GRADE AP	0.00	0.00	0.00	0.00	0.00	0.00	0.00
01 1100 890 006 004	REG INSTR - OTHER MISC 4TH GRADE AP	0.00	0.00	0.00	0.00	0.00	0.00	0.00
01 1100 890 006 005	REG INSTR - OTHER MISC 5TH GRADE AP	0.00	0.00	0.00	0.00	0.00	0.00	0.00
01 1100 890 006 007	REG INSTR - OTHER MISC KDG AP	0.00	0.00	0.00	0.00	0.00	0.00	0.00
01 1100 890 006 060	REG INSTR - OTHER MISC PE AP	0.00	0.00	0.00	0.00	0.00	0.00	0.00
01 1100 890 006 080	REG INSTR - OTHER MISC ART AP	0.00	0.00	0.00	0.00	0.00	0.00	0.00
01 1100 890 006 081	REG INSTR - OTHER MISC VOCAL MUSIC AP	0.00	0.00	0.00	0.00	0.00	0.00	0.00
01 1100 890 006 082	REG INSTR - OTHER MISC INSTR MUSIC AP	0.00	0.00	0.00	0.00	0.00	0.00	0.00
01 1100 890 007	REG INSTR - OTHER MISC SE	2,500.00	0.00	0.00	0.00	2,500.00	0.00	2,500.00
01 1100 890 007 001	REG INSTR - OTHER MISC 1ST GRADE SE	0.00	0.00	0.00	0.00	0.00	0.00	0.00
01 1100 890 007 002	REG INSTR - OTHER MISC 2ND GRADE SE	0.00	0.00	0.00	0.00	0.00	0.00	0.00
01 1100 890 007 003	REG INSTR - OTHER MISC 3RD GRADE SE	0.00	0.00	0.00	0.00	0.00	0.00	0.00
01 1100 890 007 004	REG INSTR - OTHER MISC 4TH GRADE SE	0.00	0.00	0.00	0.00	0.00	0.00	0.00
01 1100 890 007 005	REG INSTR - OTHER MISC 5TH GRADE SE	0.00	0.00	0.00	0.00	0.00	0.00	0.00
01 1100 890 007 007	REG INSTR - OTHER MISC KDG SE	0.00	0.00	0.00	0.00	0.00	0.00	0.00
01 1100 890 007 060	REG INSTR - OTHER MISC PE SE	0.00	0.00	0.00	0.00	0.00	0.00	0.00
01 1100 890 007 080	REG INSTR - OTHER MISC ART SE	0.00	0.00	0.00	0.00	0.00	0.00	0.00
01 1100 890 007 081	REG INSTR - OTHER MISC VOCAL MUSIC SE	0.00	0.00	0.00	0.00	0.00	0.00	0.00
01 1100 890 007 082	REG INSTR - OTHER MISC INSTR MUSIC SE	0.00	0.00	0.00	0.00	0.00	0.00	0.00
01 1100 890 008	REG INSTR - OTHER MISC BSMS	2,500.00	0.00	0.00	0.00	2,500.00	0.00	2,500.00
01 1100 890 008 015	REG INSTR - OTHER MISC ENGLISH BSMS	0.00	0.00	0.00	0.00	0.00	0.00	0.00
01 1100 890 008 018	REG INSTR - OTHER MISC READING BSMS	0.00	0.00	0.00	0.00	0.00	0.00	0.00
01 1100 890 008 019	REG INSTR - OTHER MISC SPEECH/DRAMA BSMS	0.00	0.00	0.00	0.00	0.00	0.00	0.00
01 1100 890 008 022	REG INSTR - OTHER MISC WORLD LANG BSMS	0.00	0.00	0.00	0.00	0.00	0.00	0.00
01 1100 890 008 030	REG INSTR - OTHER MISC SOC STUD BSMS	0.00	0.00	0.00	0.00	0.00	0.00	0.00
01 1100 890 008 040	REG INSTR - OTHER MISC MATH BSMS	0.00	0.00	0.00	0.00	0.00	0.00	0.00
01 1100 890 008 050	REG INSTR - OTHER MISC T&L BSMS	0.00	0.00	0.00	0.00	0.00	0.00	0.00
01 1100 890 008 054	REG INSTR - OTHER MISC COMPUTERS BSMS	0.00	0.00	0.00	0.00	0.00	0.00	0.00
01 1100 890 008 060	REG INSTR - OTHER MISC PE/HEALTH BSMS	0.00	0.00	0.00	0.00	0.00	0.00	0.00
01 1100 890 008 070	REG INSTR - OTHER MISC SCIENCE BSMS	0.00	0.00	0.00	0.00	0.00	0.00	0.00
01 1100 890 008 080	REG INSTR - OTHER MISC ART BSMS	0.00	0.00	0.00	0.00	0.00	0.00	0.00
01 1100 890 008 081	REG INSTR - OTHER MISC VOCAL MUSIC BSMS	0.00	0.00	0.00	0.00	0.00	0.00	0.00
01 1100 890 008 082	REG INSTR - OTHER MISC INSTR MUSIC BSMS	0.00	0.00	0.00	0.00	0.00	0.00	0.00
01 1100 890 008 083	REG INSTR - OTHER MISC GENERAL MUSIC BSMS	0.00	0.00	0.00	0.00	0.00	0.00	0.00
1100	REGULAR INSTRUCTIONAL PROGRAMS	26,003,001.00	1,904,182.26	12,862,897.82	50.27	13,140,103.18	208,459.37	12,931,643.81
1150	LIMITED ENGLISH PROF PROGRAMS							
01 1150 111 000	LEP - SALARIES NON-INSTR DIST	134,286.00	10,680.36	64,082.16	47.72	70,203.84	0.00	70,203.84
01 1150 112 000	LEP - SALARIES INSTR AIDES DIST	37,680.00	1,897.35	12,766.96	33.88	24,913.04	0.00	24,913.04
01 1150 151 000	LEP - ADD'L COMP TEACHERS DIST	229.00	1.33	7.98	3.48	221.02	0.00	221.02
01 1150 152 000	LEP - ADD'L COMP INSTR AIDES DIST	98.00	5.09	30.54	31.16	67.46	0.00	67.46
01 1150 211 000	LEP - GROUP INS TEACHERS DIST	2,690.00	117.28	703.68	26.16	1,986.32	0.00	1,986.32
01 1150 212 000	LEP - GROUP INS INSTR AIDES DIST	125.00	5.20	31.20	24.96	93.80	0.00	93.80



Account Number	Account Description	Revised Budget	Expended During Month	Expenditures to Date	% of Budget	Balance at EOM	P/ O Outstanding	Unencumbered Balance
01 1160 237 002	POVERTY - INCR RET CONTR BE	379.00	0.00	0.00	0.00	379.00	0.00	379.00
01 1160 237 003	POVERTY - INCR RET CONTR PC	0.00	0.00	0.00	0.00	0.00	0.00	0.00
01 1160 237 004	POVERTY - INCR RET CONTR HE	379.00	0.00	0.00	0.00	379.00	0.00	379.00
01 1160 237 005	POVERTY - INCR RET CONTR BMS	0.00	0.00	0.00	0.00	0.00	0.00	0.00
01 1160 237 006	POVERTY - INCR RET CONTR AP	0.00	0.00	0.00	0.00	0.00	0.00	0.00
01 1160 237 007	POVERTY - INCR RET CONTR SE	0.00	0.00	0.00	0.00	0.00	0.00	0.00
01 1160 237 008	POVERTY - INCR RET CONTR BSMS	0.00	0.00	0.00	0.00	0.00	0.00	0.00
01 1160 281 001	POVERTY - HEALTH BEN TEACHERS HS	0.00	0.00	0.00	0.00	0.00	0.00	0.00
01 1160 281 002	POVERTY - HEALTH BEN TEACHERS BE	193.00	0.00	0.00	0.00	193.00	0.00	193.00
01 1160 281 003	POVERTY - HEALTH BEN TEACHERS PC	0.00	0.00	0.00	0.00	0.00	0.00	0.00
01 1160 281 004	POVERTY - HEALTH BEN TEACHERS HE	0.00	0.00	0.00	0.00	0.00	0.00	0.00
01 1160 281 005	POVERTY - HEALTH BEN TEACHERS BMS	0.00	0.00	0.00	0.00	0.00	0.00	0.00
01 1160 281 006	POVERTY - HEALTH TEACHERS AP	0.00	0.00	0.00	0.00	0.00	0.00	0.00
01 1160 281 007	POVERTY - HEALTH TEACHERS SE	0.00	0.00	0.00	0.00	0.00	0.00	0.00
01 1160 281 008	POVERTY - HEALTH BEN TEACHERS BSMS	0.00	0.00	0.00	0.00	0.00	0.00	0.00
01 1160 340 002	POVERTY - OTHER PROF SERVICES BE	3,200.00	0.00	0.00	0.00	3,200.00	0.00	3,200.00
01 1160 340 006	POVERTY - OTHER PROF SERVICES AP	0.00	0.00	0.00	0.00	0.00	0.00	0.00
01 1160 610 002	POVERTY - SUPPLIES BE	500.00	0.00	0.00	0.00	500.00	0.00	500.00
01 1160 610 006	POVERTY - SUPPLIES AP	0.00	0.00	0.00	0.00	0.00	0.00	0.00
1160	PROVERTY PROGRAMS	47,553.00	0.00	0.00	0.00	47,553.00	0.00	47,553.00
1200	SPECIAL EDUCATION INSTRUCTIONAL PROGRAMS							
01 1200 110 000	SPED - SALARIES NON-INSTR DIST	43,056.00	10,146.28	60,801.48	141.21	(17,745.48)	0.00	(17,745.48)
01 1200 111 000	SPED - SALARIES TEACHERS DIST	176,321.00	8,672.12	52,032.72	29.51	124,288.28	0.00	124,288.28
01 1200 111 001	SPED - SALARIES TEACHERS HS	437,561.00	35,746.14	217,720.99	49.76	219,840.01	0.00	219,840.01
01 1200 111 002	SPED - SALARIES TEACHERS BE	135,233.00	11,269.38	67,616.28	50.00	67,616.72	0.00	67,616.72
01 1200 111 003	SPED - SALARIES TEACHERS PC	142,272.00	11,856.00	71,136.00	50.00	71,136.00	0.00	71,136.00
01 1200 111 004	SPED - SALARIES TEACHERS HE	201,923.00	16,981.25	101,887.50	50.46	100,035.50	0.00	100,035.50
01 1200 111 005	SPED - SALARIES TEACHERS BMS	213,772.00	17,814.88	106,889.28	50.00	106,882.72	0.00	106,882.72
01 1200 111 006	SPED - SALARIES TEACHERS AP	87,068.00	7,255.63	43,533.78	50.00	43,534.22	0.00	43,534.22
01 1200 111 007	SPED - SALARIES TEACHERS SE	102,258.00	8,338.72	49,777.35	48.68	52,480.65	0.00	52,480.65
01 1200 111 008	SPED - SALARIES TEACHERS BSMS	149,240.00	12,221.53	73,759.42	49.42	75,480.58	0.00	75,480.58
01 1200 112 000	SPED - SALARIES INSTR AIDES	43,056.00	0.00	0.00	0.00	43,056.00	0.00	43,056.00
01 1200 112 001	SPED - SALARIES INSTR AIDES HS	118,390.00	6,729.72	44,323.50	37.44	74,066.50	0.00	74,066.50
01 1200 112 002	SPED - SALARIES INSTR AIDES BE	96,700.00	6,584.75	41,828.56	43.26	54,871.44	0.00	54,871.44
01 1200 112 003	SPED - SALARIES INSTR AIDES PC	95,350.00	8,903.42	55,382.85	58.08	39,967.15	0.00	39,967.15
01 1200 112 004	SPED - SALARIES INSTR AIDES HE	110,155.00	10,061.75	53,491.76	48.56	56,663.24	0.00	56,663.24
01 1200 112 005	SPED - SALARIES INSTR AIDES BMS	120,000.00	7,727.66	45,595.67	38.00	74,404.33	0.00	74,404.33
01 1200 112 006	SPED - SALARIES INSTR AIDES AP	76,100.00	7,917.04	50,337.43	66.15	25,762.57	0.00	25,762.57
01 1200 112 007	SPED - SALARIES INSTR AIDES SE	53,500.00	2,087.05	22,705.42	42.44	30,794.58	0.00	30,794.58
01 1200 112 008	SPED - SALARIES INSTR AIDES BSMS	53,800.00	3,412.35	20,378.24	37.88	33,421.76	0.00	33,421.76
01 1200 122 001	SPED - SUB AIDES HS	2,500.00	0.00	0.00	0.00	2,500.00	0.00	2,500.00
01 1200 122 002	SPED - SUB AIDES BE	5,000.00	0.00	2,519.41	50.39	2,480.59	0.00	2,480.59
01 1200 122 003	SPED - SUB AIDES PC	4,000.00	198.41	1,514.27	37.86	2,485.73	0.00	2,485.73
01 1200 122 004	SPED - SUB AIDES HE	8,000.00	0.00	5,440.37	68.00	2,559.63	0.00	2,559.63
01 1200 122 005	SPED - SUB AIDES BMS	4,000.00	0.00	313.88	7.85	3,686.12	0.00	3,686.12
01 1200 122 006	SPED - SUB AIDES AP	5,000.00	47.28	1,122.07	22.44	3,877.93	0.00	3,877.93
01 1200 122 007	SPED - SUB AIDES SE	4,000.00	635.50	2,108.44	52.71	1,891.56	0.00	1,891.56
01 1200 122 008	SPED - SUB AIDES BSMS	4,000.00	0.00	424.35	10.61	3,575.65	0.00	3,575.65
01 1200 123 001	SPED - SUB TEACHERS HS	20,000.00	660.00	3,300.00	16.50	16,700.00	0.00	16,700.00
01 1200 123 002	SPED - SUB TEACHERS BE	5,000.00	82.50	412.50	8.25	4,587.50	0.00	4,587.50
01 1200 123 003	SPED - SUB TEACHERS PC	5,000.00	82.50	1,237.50	24.75	3,762.50	0.00	3,762.50
01 1200 123 004	SPED - SUB TEACHERS HE	5,000.00	660.00	1,897.50	37.95	3,102.50	0.00	3,102.50
01 1200 123 005	SPED - SUB TEACHERS BMS	5,000.00	495.00	2,970.00	59.40	2,030.00	0.00	2,030.00
01 1200 123 006	SPED - SUB TEACHERS AP	5,000.00	330.00	1,485.00	29.70	3,515.00	0.00	3,515.00
01 1200 123 007	SPED - SUB TEACHERS SE	5,000.00	495.00	3,717.50	74.35	1,282.50	0.00	1,282.50

Regular; Processing Month 02/2023

Account Number	Account Description	Revised Budget	Expended During Month	Expenditures to Date	% of Budget	Balance at EOM	P/ O Outstanding	Unencumbered Balance
01 1200 123 008	SPED - SUB TEACHERS BSMS	5,000.00	330.00	2,392.50	47.85	2,607.50	0.00	2,607.50
01 1200 130 000	SPED - OT SALARIES NON-INSTR DIST	1,000.00	0.00	94.92	9.49	905.08	0.00	905.08
01 1200 132 004	SPED - OT SALARIES NON-INSTR HE	0.00	36.85	257.70	0.00	(257.70)	0.00	(257.70)
01 1200 150 000	SPED - ADD'L COMP NON-INSTR DIST	112.00	36.28	212.53	189.76	(100.53)	0.00	(100.53)
01 1200 151 000	SPED - ADD'L COMP TEACHERS DIST	458.00	22.55	1,031.30	225.17	(573.30)	0.00	(573.30)
01 1200 151 001	SPED - ADD'L COMP TEACHERS HS	2,917.00	260.07	1,361.93	46.69	1,555.07	0.00	1,555.07
01 1200 151 002	SPED - ADD'L COMP TEACHERS BE	1,631.00	29.30	223.01	13.67	1,407.99	0.00	1,407.99
01 1200 151 003	SPED - ADD'L COMP TEACHERS PC	1,070.00	30.83	384.98	35.98	685.02	0.00	685.02
01 1200 151 004	SPED - ADD'L COMP TEACHERS HE	1,025.00	44.15	1,869.46	182.39	(844.46)	0.00	(844.46)
01 1200 151 005	SPED - ADD'L COMP TEACHERS BMS	1,306.00	71.32	1,255.17	96.11	50.83	0.00	50.83
01 1200 151 006	SPED - ADD'L COMP TEACHERS AP	886.00	73.80	280.30	31.64	605.70	0.00	605.70
01 1200 151 007	SPED - ADD'L COMP TEACHERS SE	266.00	21.68	330.08	124.09	(64.08)	0.00	(64.08)
01 1200 151 008	SPED - ADD'L COMP TEACHERS BSMS	1,048.00	23.20	339.20	32.37	708.80	0.00	708.80
01 1200 152 000	SPED - ADD'L COMP AIDES	0.00	0.00	0.00	0.00	0.00	0.00	0.00
01 1200 152 001	SPED - ADD'L COMP AIDES HS	308.00	15.50	116.95	37.97	191.05	0.00	191.05
01 1200 152 002	SPED - ADD'L COMP AIDES BE	252.00	15.27	91.62	36.36	160.38	0.00	160.38
01 1200 152 003	SPED - ADD'L COMP AIDES PC	198.00	19.76	118.56	59.88	79.44	0.00	79.44
01 1200 152 004	SPED - ADD'L COMP AIDES HE	250.00	20.33	94.38	37.75	155.62	0.00	155.62
01 1200 152 005	SPED - ADD'L COMP AIDES BMS	312.00	20.70	124.20	39.81	187.80	0.00	187.80
01 1200 152 006	SPED - ADD'L COMP AIDES AP	198.00	2.63	15.78	7.97	182.22	0.00	182.22
01 1200 152 007	SPED - ADD'L COMP AIDES SE	139.00	4.86	43.74	31.47	95.26	0.00	95.26
01 1200 152 008	SPED - ADD'L COMP AIDES BSMS	140.00	10.29	61.74	44.10	78.26	0.00	78.26
01 1200 210 000	SPED - GROUP INS NON-INSTR DIST	63.00	1,950.31	11,701.86	18,574.38	(11,638.86)	0.00	(11,638.86)
01 1200 211 000	SPED - GROUP INS TEACHERS/PROF DIST	43,862.00	1,816.87	10,901.22	24.85	32,960.78	0.00	32,960.78
01 1200 211 001	SPED - GROUP INS TEACHERS HS	105,957.00	8,535.83	50,546.99	47.71	55,410.01	0.00	55,410.01
01 1200 211 002	SPED - GROUP INS TEACHERS BE	70,564.00	3,648.41	21,890.46	31.02	48,673.54	0.00	48,673.54
01 1200 211 003	SPED - GROUP INS TEACHERS PC	25,774.00	2,147.89	12,887.34	50.00	12,886.66	0.00	12,886.66
01 1200 211 004	SPED - GROUP INS TEACHERS HE	54,409.00	4,325.52	25,953.12	47.70	28,455.88	0.00	28,455.88
01 1200 211 005	SPED - GROUP INS TEACHERS BMS	72,966.00	4,830.43	28,982.58	39.72	43,983.42	0.00	43,983.42
01 1200 211 006	SPED - GROUP INS TEACHERS AP	12,888.00	717.25	4,303.50	33.39	8,584.50	0.00	8,584.50
01 1200 211 007	SPED - GROUP INS TEACHERS SE	19,173.00	1,565.74	9,394.44	49.00	9,778.56	0.00	9,778.56
01 1200 211 008	SPED - GROUP INS TEACHERS BSMS	28,759.00	1,602.90	9,617.40	33.44	19,141.60	0.00	19,141.60
01 1200 212 000	SPED - GROUP INS INSTR AIDES	0.00	0.00	0.00	0.00	0.00	0.00	0.00
01 1200 212 001	SPED - GROUP INS AIDES HS	375.00	41.60	135.20	36.05	239.80	0.00	239.80
01 1200 212 002	SPED - GROUP INS AIDES BE	312.00	15.60	109.20	35.00	202.80	0.00	202.80
01 1200 212 003	SPED - GROUP INS AIDES PC	375.00	24.99	128.99	34.40	246.01	0.00	246.01
01 1200 212 004	SPED - GROUP INS AIDES HE	375.00	632.38	2,508.72	668.99	(2,133.72)	0.00	(2,133.72)
01 1200 212 005	SPED - GROUP INS AIDES BMS	375.00	20.80	124.80	33.28	250.20	0.00	250.20
01 1200 212 006	SPED - GROUP INS AIDES AP	312.00	13.00	80.07	25.66	231.93	0.00	231.93
01 1200 212 007	SPED - GROUP INS AIDES SE	187.00	5.20	29.12	15.57	157.88	0.00	157.88
01 1200 212 008	SPED - GROUP INS AIDES BSMS	187.00	36.40	62.40	33.37	124.60	0.00	124.60
01 1200 220 000	SPED - SOC SEC NON-INSTR DIST	3,815.00	773.80	4,643.84	121.73	(828.84)	0.00	(828.84)
01 1200 221 000	SPED - SOC SEC TEACHERS DIST	13,524.00	657.85	4,015.63	29.69	9,508.37	0.00	9,508.37
01 1200 221 001	SPED - SOC SEC TEACHERS HS	34,133.00	2,769.02	16,925.83	49.59	17,207.17	0.00	17,207.17
01 1200 221 002	SPED - SOC SEC TEACHERS BE	11,342.00	805.24	4,835.09	42.63	6,506.91	0.00	6,506.91
01 1200 221 003	SPED - SOC SEC TEACHERS PC	11,838.00	981.00	5,901.41	49.85	5,936.59	0.00	5,936.59
01 1200 221 004	SPED - SOC SEC TEACHERS HE	15,526.00	1,297.67	7,908.91	50.94	7,617.09	0.00	7,617.09
01 1200 221 005	SPED - SOC SEC TEACHERS BMS	16,925.00	1,329.10	8,037.86	47.49	8,887.14	0.00	8,887.14
01 1200 221 006	SPED - SOC SEC TEACHERS AP	7,165.00	595.17	3,558.56	49.67	3,606.44	0.00	3,606.44
01 1200 221 007	SPED - SOC SEC TEACHERS SE	7,843.00	639.10	3,830.40	48.84	4,012.60	0.00	4,012.60
01 1200 221 008	SPED - SOC SEC TEACHERS BSMS	11,497.00	964.97	5,838.08	50.78	5,658.92	0.00	5,658.92
01 1200 222 000	SPED - SOC SEC INSTR AIDES	3,294.00	0.00	0.00	0.00	3,294.00	0.00	3,294.00
01 1200 222 001	SPED - SOC SEC AIDES HS	9,272.00	515.51	3,396.73	36.63	5,875.27	0.00	5,875.27
01 1200 222 002	SPED - SOC SEC AIDES BE	7,799.00	504.89	3,396.59	43.55	4,402.41	0.00	4,402.41
01 1200 222 003	SPED - SOC SEC AIDES PC	7,615.00	697.81	4,361.69	57.28	3,253.31	0.00	3,253.31

Regular; Processing Month 02/2023

Account Number	Account Description	Revised Budget	Expended During Month	Expenditures to Date	% of Budget	Balance at EOM	P/ O Outstanding	Unencumbered Balance
01 1200 222 004	SPED - SOC SEC AIDES HE	9,058.00	774.10	4,535.25	50.07	4,522.75	0.00	4,522.75
01 1200 222 005	SPED - SOC SEC AIDES BMS	9,510.00	592.26	3,518.58	37.00	5,991.42	0.00	5,991.42
01 1200 222 006	SPED - SOC SEC AIDES AP	6,219.00	609.22	3,936.44	63.30	2,282.56	0.00	2,282.56
01 1200 222 007	SPED - SOC SEC AIDES SE	4,409.00	208.63	1,901.56	43.13	2,507.44	0.00	2,507.44
01 1200 222 008	SPED - SOC SEC AIDES BSMS	4,432.00	260.37	1,587.34	35.82	2,844.66	0.00	2,844.66
01 1200 223 001	SPED - SOC SEC SUB TEACHERS HS	1,530.00	50.46	252.40	16.50	1,277.60	0.00	1,277.60
01 1200 223 002	SPED - SOC SEC SUB TEACHERS BE	383.00	6.32	31.56	8.24	351.44	0.00	351.44
01 1200 223 003	SPED - SOC SEC SUB TEACHERS PC	383.00	6.32	94.68	24.72	288.32	0.00	288.32
01 1200 223 004	SPED - SOC SEC SUB TEACHERS HE	383.00	50.41	145.11	37.89	237.89	0.00	237.89
01 1200 223 005	SPED - SOC SEC SUB TEACHERS BMS	383.00	37.84	227.18	59.32	155.82	0.00	155.82
01 1200 223 006	SPED - SOC SEC SUB TEACHERS AP	383.00	25.26	113.65	29.67	269.35	0.00	269.35
01 1200 223 007	SPED - SOC SEC SUB TEACHERS SE	383.00	37.86	284.40	74.26	98.60	0.00	98.60
01 1200 223 008	SPED - SOC SEC SUB TEACHERS BSMS	383.00	25.24	183.04	47.79	199.96	0.00	199.96
01 1200 230 000	SPED - RETIREMENT NON-INSTR DIST	3,238.00	745.75	4,475.87	138.23	(1,237.87)	0.00	(1,237.87)
01 1200 231 000	SPED - RETIREMENT TEACHERS DIST	12,993.00	637.40	3,890.26	29.94	9,102.74	0.00	9,102.74
01 1200 231 001	SPED - RETIREMENT TEACHERS HS	32,375.00	2,640.08	16,063.28	49.62	16,311.72	0.00	16,311.72
01 1200 231 002	SPED - RETIREMENT TEACHERS BE	10,060.00	828.31	4,972.15	49.42	5,087.85	0.00	5,087.85
01 1200 231 003	SPED - RETIREMENT TEACHERS PC	10,536.00	871.42	5,243.21	49.76	5,292.79	0.00	5,292.79
01 1200 231 004	SPED - RETIREMENT TEACHERS HE	14,917.00	1,248.13	7,605.47	50.99	7,311.53	0.00	7,311.53
01 1200 231 005	SPED - RETIREMENT TEACHERS BMS	15,809.00	1,311.23	7,928.19	50.15	7,880.81	0.00	7,880.81
01 1200 231 006	SPED - RETIREMENT TEACHERS AP	6,465.00	536.97	3,209.86	49.65	3,255.14	0.00	3,255.14
01 1200 231 007	SPED - RETIREMENT TEACHERS SE	7,536.00	612.90	3,673.35	48.74	3,862.65	0.00	3,862.65
01 1200 231 008	SPED - RETIREMENT TEACHERS BSMS	11,046.00	898.29	5,436.06	49.21	5,609.94	0.00	5,609.94
01 1200 232 000	SPED - RETIREMENT INSTR AIDES	3,165.00	0.00	0.00	0.00	3,165.00	0.00	3,165.00
01 1200 232 001	SPED - RETIREMENT AIDES HS	8,702.00	494.64	3,219.16	36.99	5,482.84	0.00	5,482.84
01 1200 232 002	SPED - RETIREMENT AIDES BE	7,107.00	430.64	2,766.27	38.92	4,340.73	0.00	4,340.73
01 1200 232 003	SPED - RETIREMENT AIDES PC	7,008.00	590.36	4,006.55	57.17	3,001.45	0.00	3,001.45
01 1200 232 004	SPED - RETIREMENT AIDES HE	8,096.00	742.26	3,921.01	48.43	4,174.99	0.00	4,174.99
01 1200 232 005	SPED - RETIREMENT AIDES BMS	8,820.00	567.98	3,351.25	38.00	5,468.75	0.00	5,468.75
01 1200 232 006	SPED - RETIREMENT AIDES AP	5,593.00	393.93	2,687.92	48.06	2,905.08	0.00	2,905.08
01 1200 232 007	SPED - RETIREMENT AIDES SE	3,932.00	153.39	1,668.86	42.44	2,263.14	0.00	2,263.14
01 1200 232 008	SPED - RETIREMENT AIDES BSMS	3,954.00	250.80	1,497.81	37.88	2,456.19	0.00	2,456.19
01 1200 233 001	SPED - RETIREMENT SUB TEACHERS HS	100.00	0.00	0.00	0.00	100.00	0.00	100.00
01 1200 233 002	SPED - RETIREMENT SUB TEACHERS BE	100.00	0.00	0.00	0.00	100.00	0.00	100.00
01 1200 233 003	SPED - RETIREMENT SUB TEACHERS PC	100.00	0.00	0.00	0.00	100.00	0.00	100.00
01 1200 233 004	SPED - RETIREMENT SUB TEACHERS HE	100.00	0.00	0.00	0.00	100.00	0.00	100.00
01 1200 233 005	SPED - RETIREMENT SUB TEACHERS BMS	100.00	0.00	0.00	0.00	100.00	0.00	100.00
01 1200 233 006	SPED - RETIREMENT SUB TEACHERS AP	100.00	0.00	6.06	6.06	93.94	0.00	93.94
01 1200 233 007	SPED - RETIREMENT SUB TEACHERS SE	100.00	0.00	133.74	133.74	(33.74)	0.00	(33.74)
01 1200 233 008	SPED - RETIREMENT SUB TEACHERS BSMS	100.00	0.00	12.13	12.13	87.87	0.00	87.87
01 1200 237 000	SPED - INCR RET CONTR DIST	4,469.00	475.69	2,877.23	64.38	1,591.77	0.00	1,591.77
01 1200 237 001	SPED - INCR RET CONTR HS	14,127.00	1,078.08	6,631.64	46.94	7,495.36	0.00	7,495.36
01 1200 237 002	SPED - INCR RET CONTR BE	5,904.00	432.98	2,661.39	45.08	3,242.61	0.00	3,242.61
01 1200 237 003	SPED - INCR RET CONTR PC	6,034.00	502.74	3,181.17	52.72	2,852.83	0.00	2,852.83
01 1200 237 004	SPED - INCR RET CONTR HE	7,915.00	684.53	3,964.17	50.08	3,950.83	0.00	3,950.83
01 1200 237 005	SPED - INCR RET CONTR BMS	8,470.00	646.29	3,879.21	45.80	4,590.79	0.00	4,590.79
01 1200 237 006	SPED - INCR RET CONTR AP	4,147.00	320.14	2,030.38	48.96	2,116.62	0.00	2,116.62
01 1200 237 007	SPED - INCR RET CONTR SE	3,944.00	263.55	1,883.34	47.75	2,060.66	0.00	2,060.66
01 1200 237 008	SPED - INCR RET CONTR BSMS	5,159.00	395.20	2,388.86	46.30	2,770.14	0.00	2,770.14
01 1200 280 000	SPED - HEALTH BEN NON-INSTR DIST	5,700.00	475.00	2,850.00	50.00	2,850.00	0.00	2,850.00
01 1200 281 001	SPED - HEALTH BEN TEACHERS HS	5,700.00	1,243.90	5,993.90	105.16	(293.90)	0.00	(293.90)
01 1200 281 002	SPED - HEALTH BEN TEACHERS BE	11,400.00	0.00	0.00	0.00	11,400.00	0.00	11,400.00
01 1200 281 003	SPED - HEALTH BEN TEACHERS PC	11,400.00	950.00	5,700.00	50.00	5,700.00	0.00	5,700.00
01 1200 281 004	SPED - HEALTH BEN TEACHERS HE	0.00	208.52	1,251.12	0.00	(1,251.12)	0.00	(1,251.12)
01 1200 281 005	SPED - HEALTH BEN TEACHERS BMS	6,153.00	512.77	3,076.62	50.00	3,076.38	0.00	3,076.38

Account Number	Account Description	Revised Budget	Expended During Month	Expenditures to Date	% of Budget	Balance at EOM	P/ O Outstanding	Unencumbered Balance
01 1200 281 006	SPED - HEALTH BEN TEACHERS AP	5,700.00	475.00	2,850.00	50.00	2,850.00	0.00	2,850.00
01 1200 281 007	SPED - HEALTH BEN TEACHERS SE	0.00	0.00	0.00	0.00	0.00	0.00	0.00
01 1200 281 008	SPED - HEALTH BEN TEACHERS BSMS	0.00	475.00	2,850.00	0.00	(2,850.00)	0.00	(2,850.00)
01 1200 320 001	SPED - PROF EDUCATIONAL SERVICES HS	1,000.00	0.00	0.00	0.00	1,000.00	0.00	1,000.00
01 1200 320 002	SPED - PROF EDUCATIONAL SERVICES BE	780.00	0.00	0.00	0.00	780.00	0.00	780.00
01 1200 320 003	SPED - PROF EDUCATIONAL SERVICES PC	780.00	0.00	0.00	0.00	780.00	0.00	780.00
01 1200 320 004	SPED - PROF EDUCATIONAL SERVICES HE	780.00	0.00	0.00	0.00	780.00	0.00	780.00
01 1200 320 005	SPED - PROF EDUCATIONAL SERVICES BMS	1,160.00	0.00	0.00	0.00	1,160.00	0.00	1,160.00
01 1200 320 006	SPED - PROF EDUCATIONAL SERVICES AP	780.00	0.00	0.00	0.00	780.00	0.00	780.00
01 1200 320 007	SPED - PROF EDUCATIONAL SERVICES SE	780.00	0.00	0.00	0.00	780.00	0.00	780.00
01 1200 320 008	SPED - PROF EDUCATIONAL SERVICES BSMS	1,160.00	0.00	0.00	0.00	1,160.00	0.00	1,160.00
01 1200 332 001	SPED - MILEAGE TO PARENTS HS	0.00	0.00	0.00	0.00	0.00	0.00	0.00
01 1200 334 000	SPED - MILEAGE TO PARENTS DIST	6,000.00	242.35	1,197.98	19.97	4,802.02	0.00	4,802.02
01 1200 334 001	SPED - MILEAGE TO PARENTS HS	0.00	350.03	2,040.93	0.00	(2,040.93)	0.00	(2,040.93)
01 1200 561 000 098	SPED - TUIT PD TO OTHER DIST DIST	10,000.00	990.00	6,028.00	60.28	3,972.00	0.00	3,972.00
01 1200 561 001 098	SPED - TUIT PD TO OTHER DIST HS	360,000.00	36,995.01	182,577.88	50.72	177,422.12	0.00	177,422.12
01 1200 561 001 099	SPED - TUIT PD TO ESU HS	0.00	0.00	0.00	0.00	0.00	0.00	0.00
01 1200 561 002 098	SPED - TUIT PD TO OTHER DIST BE	50,000.00	3,825.00	25,245.00	50.49	24,755.00	0.00	24,755.00
01 1200 561 002 099	SPED - TUIT PD TO ESU BE	0.00	0.00	0.00	0.00	0.00	0.00	0.00
01 1200 561 003 098	SPED - TUIT PD TO OTHER DIST PC	60,000.00	3,420.00	22,572.00	37.62	37,428.00	0.00	37,428.00
01 1200 561 003 099	SPED - TUIT PD TO ESU PC	0.00	0.00	0.00	0.00	0.00	0.00	0.00
01 1200 561 004 098	SPED - TUIT PD TO OTHER DIST HE	60,000.00	13,984.00	61,164.00	101.94	(1,164.00)	0.00	(1,164.00)
01 1200 561 004 099	SPED - TUIT PD TO ESU HE	0.00	0.00	0.00	0.00	0.00	0.00	0.00
01 1200 561 005 098	SPED - TUIT PD TO OTHER DIST BMS	45,000.00	2,925.00	19,305.00	42.90	25,695.00	0.00	25,695.00
01 1200 561 005 099	SPED - TUIT PD TO ESU BMS	0.00	0.00	0.00	0.00	0.00	0.00	0.00
01 1200 561 006 098	SPED - TUITION TO OTHER DIST AP	18,000.00	3,825.00	25,245.00	140.25	(7,245.00)	0.00	(7,245.00)
01 1200 561 006 099	SPED - TUIT PD TO ESU AP	0.00	0.00	0.00	0.00	0.00	0.00	0.00
01 1200 561 007 098	SPED - TUITION TO OTHER DIST SE	18,000.00	0.00	0.00	0.00	18,000.00	0.00	18,000.00
01 1200 561 007 099	SPED - TUIT PD TO ESU SE	0.00	0.00	0.00	0.00	0.00	0.00	0.00
01 1200 561 008 098	SPED - TUIT PD TO OTHER DIST BSMS	45,000.00	3,529.44	18,382.14	40.85	26,617.86	0.00	26,617.86
01 1200 561 008 099	SPED - TUIT PD TO ESU BSMS	0.00	0.00	0.00	0.00	0.00	0.00	0.00
01 1200 580 000	SPED - TRAVEL & MILEAGE DIST	4,000.00	404.76	2,868.89	87.30	1,131.11	623.13	507.98
01 1200 580 001	SPED - TRAVEL & MILEAGE HS	1,300.00	0.00	209.04	16.08	1,090.96	0.00	1,090.96
01 1200 580 002	SPED - TRAVEL & MILEAGE BE	1,300.00	0.00	0.00	0.00	1,300.00	0.00	1,300.00
01 1200 580 003	SPED - TRAVEL & MILEAGE PC	1,300.00	0.00	0.00	0.00	1,300.00	0.00	1,300.00
01 1200 580 004	SPED - TRAVEL & MILEAGE HE	1,300.00	0.00	0.00	0.00	1,300.00	0.00	1,300.00
01 1200 580 005	SPED - TRAVEL & MILEAGE BMS	3,000.00	0.00	26.38	0.88	2,973.62	0.00	2,973.62
01 1200 580 006	SPED - TRAVEL & MILEAGE AP	1,300.00	0.00	65.25	5.02	1,234.75	0.00	1,234.75
01 1200 580 007	SPED - TRAVEL & MILEAGE SE	1,300.00	0.00	0.00	0.00	1,300.00	0.00	1,300.00
01 1200 580 008	SPED - TRAVEL & MILEAGE BSMS	1,300.00	0.00	0.00	0.00	1,300.00	0.00	1,300.00
01 1200 590 000	SPED - PURCHASED SERVICES DIST	225,000.00	13,919.25	79,340.82	35.26	145,659.18	0.00	145,659.18
01 1200 590 001	SPED - PURCHASED SERVICES HS	50,000.00	0.00	0.00	0.00	50,000.00	0.00	50,000.00
01 1200 590 002	SPED - PURCHASED SERVICES BE	7,500.00	0.00	0.00	0.00	7,500.00	0.00	7,500.00
01 1200 590 003	SPED - PURCHASED SERVICES PC	7,500.00	0.00	0.00	0.00	7,500.00	0.00	7,500.00
01 1200 590 004	SPED - PURCHASED SERVICES HE	7,500.00	0.00	0.00	0.00	7,500.00	0.00	7,500.00
01 1200 590 005	SPED - PURCHASED SERVICES BMS	7,500.00	0.00	50.00	7.60	7,450.00	520.00	6,930.00
01 1200 590 006	SPED - PURCHASED SERVICES AP	7,500.00	97.50	487.50	6.50	7,012.50	0.00	7,012.50
01 1200 590 007	SPED - PURCHASED SERVICES SE	7,500.00	0.00	0.00	0.00	7,500.00	0.00	7,500.00
01 1200 590 008	SPED - PURCHASED SERVICES BSMS	7,500.00	0.00	0.00	0.00	7,500.00	0.00	7,500.00
01 1200 610 000	SPED - SUPPLIES DIST	3,000.00	56.28	2,991.62	99.72	8.38	0.00	8.38
01 1200 610 001	SPED - SUPPLIES HS	4,100.00	108.81	3,158.19	79.94	941.81	119.42	822.39
01 1200 610 001 611	SPED - TESTING SUPPLIES HS	1,300.00	0.00	0.00	0.00	1,300.00	0.00	1,300.00
01 1200 610 002	SPED - SUPPLIES BE	500.00	0.00	1,622.45	332.72	(1,122.45)	41.14	(1,163.59)
01 1200 610 002 611	SPED - TESTING SUPPLIES BE	1,300.00	0.00	0.00	0.00	1,300.00	0.00	1,300.00
01 1200 610 003	SPED - SUPPLIES PC	2,950.00	23.46	899.93	31.57	2,050.07	31.48	2,018.59

Account Number	Account Description	Revised Budget	Expended During Month	Expenditures to Date	% of Budget	Balance at EOM	P/ O Outstanding	Unencumbered Balance
01 1200 610 003 611	SPED - TESTING SUPPLIES PC	500.00	0.00	0.00	0.00	500.00	0.00	500.00
01 1200 610 004	SPED - SUPPLIES HE	2,900.00	27.38	3,954.46	141.25	(1,054.46)	141.66	(1,196.12)
01 1200 610 004 611	SPED - TESTING SUPPLIES HE	500.00	0.00	0.00	0.00	500.00	0.00	500.00
01 1200 610 005	SPED - SUPPLIES BMS	3,900.00	0.00	1,045.03	26.80	2,854.97	0.00	2,854.97
01 1200 610 005 611	SPED - TESTING SUPPLIES BMS	1,200.00	0.00	0.00	0.00	1,200.00	0.00	1,200.00
01 1200 610 006	SPED - SUPPLIES AP	2,900.00	164.17	1,877.04	65.10	1,022.96	10.96	1,012.00
01 1200 610 006 611	SPED - TESTING SUPPLIES AP	500.00	0.00	0.00	0.00	500.00	0.00	500.00
01 1200 610 007	SPED - SUPPLIES SE	2,900.00	0.00	5,504.94	193.38	(2,604.94)	103.14	(2,708.08)
01 1200 610 007 611	SPED - TESTING SUPPLIES SE	500.00	0.00	0.00	0.00	500.00	0.00	500.00
01 1200 610 008	SPED - SUPPLIES BSMS	2,900.00	146.30	1,699.13	58.59	1,200.87	0.00	1,200.87
01 1200 610 008 611	SPED - TESTING SUPPLIES BSMS	500.00	0.00	0.00	0.00	500.00	0.00	500.00
01 1200 640 000	SPED - BOOKS & PER DIST	7,500.00	0.00	0.00	0.00	7,500.00	0.00	7,500.00
01 1200 640 001	SPED - BOOKS & PER HS	3,350.00	0.00	0.00	0.00	3,350.00	0.00	3,350.00
01 1200 640 002	SPED - BOOKS & PER BE	1,000.00	0.00	0.00	0.00	1,000.00	0.00	1,000.00
01 1200 640 003	SPED - BOOKS & PER PC	1,000.00	0.00	208.65	20.87	791.35	0.00	791.35
01 1200 640 004	SPED - BOOKS & PER HE	1,000.00	0.00	0.00	0.00	1,000.00	0.00	1,000.00
01 1200 640 005	SPED - BOOKS & PER BMS	1,750.00	0.00	0.00	0.00	1,750.00	0.00	1,750.00
01 1200 640 006	SPED - BOOKS & PER AP	1,000.00	0.00	0.00	0.00	1,000.00	0.00	1,000.00
01 1200 640 007	SPED - BOOKS & PER SE	1,000.00	0.00	0.00	0.00	1,000.00	0.00	1,000.00
01 1200 640 008	SPED - BOOKS & PER BSMS	1,750.00	0.00	0.00	0.00	1,750.00	0.00	1,750.00
01 1200 650 001	SPED - SUPPLIES TECH-REL HS	50.00	0.00	0.00	0.00	50.00	0.00	50.00
01 1200 650 002	SPED - SUPPLIES TECH-REL BE	25.00	0.00	0.00	0.00	25.00	0.00	25.00
01 1200 650 003	SPED - SUPPLIES TECH-REL PC	25.00	0.00	0.00	0.00	25.00	0.00	25.00
01 1200 650 004	SPED - SUPPLIES TECH-REL HE	25.00	0.00	0.00	0.00	25.00	0.00	25.00
01 1200 650 005	SPED - SUPPLIES TECH-REL BMS	50.00	0.00	0.00	0.00	50.00	0.00	50.00
01 1200 650 006	SPED - SUPPLIES TECH-REL AP	25.00	0.00	0.00	0.00	25.00	0.00	25.00
01 1200 650 007	SPED - SUPPLIES TECH-REL SE	25.00	0.00	0.00	0.00	25.00	0.00	25.00
01 1200 650 008	SPED - SUPPLIES TECH-REL BSMS	50.00	0.00	0.00	0.00	50.00	0.00	50.00
01 1200 733 001	SPED - FURN & EQUIP HS	1,125.00	0.00	0.00	0.00	1,125.00	0.00	1,125.00
01 1200 733 002	SPED - FURN & EQUIP BE	625.00	0.00	0.00	0.00	625.00	0.00	625.00
01 1200 733 003	SPED - FURN & EQUIP PC	625.00	0.00	0.00	0.00	625.00	0.00	625.00
01 1200 733 004	SPED - FURN & EQUIP HE	625.00	0.00	129.79	20.77	495.21	0.00	495.21
01 1200 733 005	SPED - FURN & EQUIP BMS	1,625.00	0.00	0.00	0.00	1,625.00	0.00	1,625.00
01 1200 733 006	SPED - FURN & EQUIP AP	625.00	0.00	0.00	0.00	625.00	0.00	625.00
01 1200 733 007	SPED - FURN & EQUIP SE	625.00	0.00	81.69	13.13	543.31	33.99	509.32
01 1200 733 008	SPED - FURN & EQUIP BSMS	1,625.00	0.00	0.00	0.00	1,625.00	0.00	1,625.00
01 1200 734 001	SPED - HARDWARE HS	1,000.00	0.00	0.00	0.00	1,000.00	0.00	1,000.00
01 1200 734 002	SPED - HARDWARE BE	1,000.00	0.00	0.00	0.00	1,000.00	0.00	1,000.00
01 1200 734 003	SPED - HARDWARE PC	1,000.00	0.00	0.00	0.00	1,000.00	0.00	1,000.00
01 1200 734 004	SPED - HARDWARE HE	1,000.00	0.00	0.00	0.00	1,000.00	0.00	1,000.00
01 1200 734 005	SPED - HARDWARE BMS	1,000.00	0.00	0.00	0.00	1,000.00	0.00	1,000.00
01 1200 734 006	SPED - HARDWARE AP	1,000.00	0.00	0.00	0.00	1,000.00	0.00	1,000.00
01 1200 734 007	SPED - HARDWARE SE	1,000.00	0.00	0.00	0.00	1,000.00	0.00	1,000.00
01 1200 734 008	SPED - HARDWARE BSMS	1,000.00	0.00	0.00	0.00	1,000.00	0.00	1,000.00
01 1200 735 000	SPED - SOFTWARE DIST	4,000.00	0.00	429.00	10.73	3,571.00	0.00	3,571.00
01 1200 735 001	SPED - SOFTWARE HS	100.00	0.00	0.00	0.00	100.00	0.00	100.00
01 1200 735 002	SPED - SOFTWARE BE	100.00	0.00	349.00	349.00	(249.00)	0.00	(249.00)
01 1200 735 003	SPED - SOFTWARE PC	100.00	0.00	349.00	349.00	(249.00)	0.00	(249.00)
01 1200 735 004	SPED - SOFTWARE HE	100.00	0.00	349.00	349.00	(249.00)	0.00	(249.00)
01 1200 735 005	SPED - SOFTWARE BMS	100.00	0.00	0.00	0.00	100.00	0.00	100.00
01 1200 735 006	SPED - SOFTWARE AP	100.00	0.00	349.00	349.00	(249.00)	0.00	(249.00)
01 1200 735 007	SPED - SOFTWARE SE	100.00	0.00	0.00	0.00	100.00	0.00	100.00
01 1200 735 008	SPED - SOFTWARE BSMS	100.00	0.00	85.00	85.00	15.00	0.00	15.00
01 1200 810 000	SPED - DUES & FEES DIST	5,500.00	100.00	3,399.80	61.82	2,100.20	940.00	1,160.20
01 1200 810 001	SPED - DUES & FEES HS	2,100.00	0.00	0.00	0.00	2,100.00	0.00	2,100.00

Account Number	Account Description	Revised Budget	Expended During Month	Expenditures to Date	% of Budget	Balance at EOM	P/ O Outstanding	Unencumbered Balance
01 1200 810 002	SPED - DUES & FEES BE	1,350.00	0.00	0.00	0.00	1,350.00	0.00	1,350.00
01 1200 810 003	SPED - DUES & FEES PC	1,350.00	0.00	0.00	0.00	1,350.00	0.00	1,350.00
01 1200 810 004	SPED - DUES & FEES HE	1,350.00	0.00	0.00	0.00	1,350.00	0.00	1,350.00
01 1200 810 005	SPED - DUES & FEES BMS	2,250.00	0.00	55.00	3.11	2,195.00	15.00	2,180.00
01 1200 810 006	SPED - DUES & FEES AP	1,350.00	0.00	138.45	10.26	1,211.55	0.00	1,211.55
01 1200 810 007	SPED - DUES & FEES SE	1,350.00	150.00	150.00	11.11	1,200.00	0.00	1,200.00
01 1200 810 008	SPED - DUES & FEES BSMS	2,250.00	0.00	55.00	2.44	2,195.00	0.00	2,195.00
01 1200 890 000	SPED - OTHER MISC DIST	100.00	0.00	0.00	0.00	100.00	0.00	100.00
01 1200 890 001	SPED - OTHER MISC HS	550.00	0.00	0.00	0.00	550.00	0.00	550.00
01 1200 890 002	SPED - OTHER MISC BE	230.00	0.00	0.00	0.00	230.00	0.00	230.00
01 1200 890 003	SPED - OTHER MISC PC	240.00	0.00	0.00	0.00	240.00	0.00	240.00
01 1200 890 004	SPED - OTHER MISC HE	230.00	0.00	0.00	0.00	230.00	0.00	230.00
01 1200 890 005	SPED - OTHER MISC BMS	250.00	0.00	110.00	44.00	140.00	0.00	140.00
01 1200 890 006	SPED - OTHER MISC AP	250.00	0.00	0.00	0.00	250.00	0.00	250.00
01 1200 890 007	SPED - OTHER MISC SE	250.00	0.00	0.00	0.00	250.00	0.00	250.00
01 1200 890 008	SPED - OTHER MISC BSMS	250.00	0.00	0.00	0.00	250.00	0.00	250.00
1200	SPECIAL EDUCATION INSTRUCTIONAL PROGRAMS	4,601,780.00	354,025.38	2,116,814.76	46.06	2,484,965.24	2,579.92	2,482,385.32
1300	SUMMER SCHOOL							
01 1300 111 001	SUMM SCHOOL - SALARIES TEACHERS HS	15,000.00	0.00	0.00	0.00	15,000.00	0.00	15,000.00
01 1300 111 002	SUMM SCHOOL - SALARIES TEACHERS BE	0.00	0.00	0.00	0.00	0.00	0.00	0.00
01 1300 111 003	SUMM SCHOOL - SALARIES TEACHERS PC	40,000.00	0.00	0.00	0.00	40,000.00	0.00	40,000.00
01 1300 111 004	SUMM SCHOOL - SALARIES TEACHERS HE	0.00	0.00	293.00	0.00	(293.00)	0.00	(293.00)
01 1300 111 005	SUMM SCHOOL - SALARIES TEACHERS BMS	22,500.00	0.00	0.00	0.00	22,500.00	0.00	22,500.00
01 1300 111 006	SUMM SCHOOL - SALARIES TEACHERS AP	0.00	0.00	0.00	0.00	0.00	0.00	0.00
01 1300 111 007	SUMM SCHOOL - SALARIES TEACHERS SE	40,000.00	0.00	168.00	0.42	39,832.00	0.00	39,832.00
01 1300 111 008	SUMM SCHOOL - SALARIES TEACHERS BSMS	22,500.00	0.00	0.00	0.00	22,500.00	0.00	22,500.00
01 1300 112 001	SUMM SCHOOL - SALARIES INSTR AIDES HS	1,500.00	0.00	0.00	0.00	1,500.00	0.00	1,500.00
01 1300 112 002	SUMM SCHOOL - SALARIES INSTR AIDES BE	0.00	0.00	0.00	0.00	0.00	0.00	0.00
01 1300 112 003	SUMM SCHOOL - SALARIES INSTR AIDES PC	4,000.00	0.00	0.00	0.00	4,000.00	0.00	4,000.00
01 1300 112 004	SUMM SCHOOL - SALARIES INSTR AIDES HE	0.00	0.00	0.00	0.00	0.00	0.00	0.00
01 1300 112 005	SUMM SCHOOL - SALARIES INSTR AIDES BMS	4,000.00	0.00	0.00	0.00	4,000.00	0.00	4,000.00
01 1300 112 006	SUMM SCHOOL - SALARIES INSTR AIDES AP	0.00	0.00	0.00	0.00	0.00	0.00	0.00
01 1300 112 007	SUMM SCHOOL - SALARIES INSTR AIDES SE	4,000.00	0.00	0.00	0.00	4,000.00	0.00	4,000.00
01 1300 112 008	SUMM SCHOOL - SALARIES INSTR AIDES BSMS	4,000.00	0.00	0.00	0.00	4,000.00	0.00	4,000.00
01 1300 221 001	SUMM SCHOOL - SOC SEC TEACHERS HS	1,148.00	0.00	0.00	0.00	1,148.00	0.00	1,148.00
01 1300 221 002	SUMM SCHOOL - SOC SEC TEACHERS BE	0.00	0.00	0.00	0.00	0.00	0.00	0.00
01 1300 221 003	SUMM SCHOOL - SOC SEC TEACHERS PC	3,060.00	0.00	0.00	0.00	3,060.00	0.00	3,060.00
01 1300 221 004	SUMM SCHOOL - SOC SEC TEACHERS HE	0.00	0.00	22.40	0.00	(22.40)	0.00	(22.40)
01 1300 221 005	SUMM SCHOOL - SOC SEC TEACHERS BMS	1,720.00	0.00	0.00	0.00	1,720.00	0.00	1,720.00
01 1300 221 006	SUMM SCHOOL - SOC SEC TEACHERS AP	0.00	0.00	0.00	0.00	0.00	0.00	0.00
01 1300 221 007	SUMM SCHOOL - SOC SEC TEACHERS SE	3,060.00	0.00	12.85	0.42	3,047.15	0.00	3,047.15
01 1300 221 008	SUMM SCHOOL - SOC SEC TEACHERS BSMS	1,721.00	0.00	0.00	0.00	1,721.00	0.00	1,721.00
01 1300 222 001	SUMM SCHOOL - SOC SEC AIDES HS	115.00	0.00	0.00	0.00	115.00	0.00	115.00
01 1300 222 002	SUMM SCHOOL - SOC SEC AIDES BE	0.00	0.00	0.00	0.00	0.00	0.00	0.00
01 1300 222 003	SUMM SCHOOL - SOC SEC AIDES PC	306.00	0.00	0.00	0.00	306.00	0.00	306.00
01 1300 222 004	SUMM SCHOOL - SOC SEC AIDES HE	0.00	0.00	0.00	0.00	0.00	0.00	0.00
01 1300 222 005	SUMM SCHOOL - SOC SEC AIDES BMS	306.00	0.00	0.00	0.00	306.00	0.00	306.00
01 1300 222 006	SUMM SCHOOL - SOC SEC AIDES AP	0.00	0.00	0.00	0.00	0.00	0.00	0.00
01 1300 222 007	SUMM SCHOOL - SOC SEC AIDES SE	306.00	0.00	0.00	0.00	306.00	0.00	306.00
01 1300 222 008	SUMM SCHOOL - SOC SEC AIDES BSMS	306.00	0.00	0.00	0.00	306.00	0.00	306.00
01 1300 231 001	SUMM SCHOOL - RETIREMENT TEACHERS HS	1,103.00	0.00	0.00	0.00	1,103.00	0.00	1,103.00
01 1300 231 002	SUMM SCHOOL - RETIREMENT TEACHERS BE	0.00	0.00	0.00	0.00	0.00	0.00	0.00
01 1300 231 003	SUMM SCHOOL - RETIREMENT TEACHERS PC	2,940.00	0.00	0.00	0.00	2,940.00	0.00	2,940.00
01 1300 231 004	SUMM SCHOOL - RETIREMENT TEACHERS HE	0.00	0.00	21.52	0.00	(21.52)	0.00	(21.52)
01 1300 231 005	SUMM SCHOOL - RETIREMENT TEACHERS BMS	1,654.00	0.00	0.00	0.00	1,654.00	0.00	1,654.00

Account Number	Account Description	Revised Budget	Expended During Month	Expenditures to Date	% of Budget	Balance at EOM	P/ O Outstanding	Unencumbered Balance
01 1300 231 006	SUMM SCHOOL - RETIREMENT TEACHERS AP	0.00	0.00	0.00	0.00	0.00	0.00	0.00
01 1300 231 007	SUMM SCHOOL - RETIREMENT TEACHERS SE	2,940.00	0.00	12.35	0.42	2,927.65	0.00	2,927.65
01 1300 231 008	SUMM SCHOOL - RETIREMENT TEACHERS BSMS	1,654.00	0.00	0.00	0.00	1,654.00	0.00	1,654.00
01 1300 232 001	SUMM SCHOOL - RETIREMENT AIDES HS	0.00	0.00	0.00	0.00	0.00	0.00	0.00
01 1300 232 002	SUMM SCHOOL - RETIREMENT AIDES BE	0.00	0.00	0.00	0.00	0.00	0.00	0.00
01 1300 232 003	SUMM SCHOOL - RETIREMENT AIDES PC	294.00	0.00	0.00	0.00	294.00	0.00	294.00
01 1300 232 004	SUMM SCHOOL - RETIREMENT AIDES HE	0.00	0.00	0.00	0.00	0.00	0.00	0.00
01 1300 232 005	SUMM SCHOOL - RETIREMENT AIDES BMS	294.00	0.00	0.00	0.00	294.00	0.00	294.00
01 1300 232 006	SUMM SCHOOL - RETIREMENT AIDES AP	0.00	0.00	0.00	0.00	0.00	0.00	0.00
01 1300 232 007	SUMM SCHOOL - RETIREMENT AIDES SE	294.00	0.00	0.00	0.00	294.00	0.00	294.00
01 1300 232 008	SUMM SCHOOL - RETIREMENT AIDES BSMS	294.00	0.00	0.00	0.00	294.00	0.00	294.00
01 1300 237 001	SUMM SCHOOL - INCR RET CONTR HS	417.00	0.00	0.00	0.00	417.00	0.00	417.00
01 1300 237 002	SUMM SCHOOL - INCR RET CONTR BE	0.00	0.00	0.00	0.00	0.00	0.00	0.00
01 1300 237 003	SUMM SCHOOL - INCR RET CONTR PC	1,112.00	0.00	0.00	0.00	1,112.00	0.00	1,112.00
01 1300 237 004	SUMM SCHOOL - INCR RET CONTR HE	0.00	0.00	7.41	0.00	(7.41)	0.00	(7.41)
01 1300 237 005	SUMM SCHOOL - INCR RET CONTR BMS	670.00	0.00	0.00	0.00	670.00	0.00	670.00
01 1300 237 006	SUMM SCHOOL - INCR RET CONTR AP	0.00	0.00	0.00	0.00	0.00	0.00	0.00
01 1300 237 007	SUMM SCHOOL - INCR RET CONTR SE	1,112.00	0.00	4.25	0.38	1,107.75	0.00	1,107.75
01 1300 237 008	SUMM SCHOOL - INCR RET CONTR BSMS	670.00	0.00	0.00	0.00	670.00	0.00	670.00
01 1300 580 001	SUMM SCHOOL - TRAVEL & MILEAGE HS	0.00	0.00	0.00	0.00	0.00	0.00	0.00
01 1300 610 001	SUMM SCHOOL - SUPPLIES HS	1,000.00	0.00	0.00	0.00	1,000.00	0.00	1,000.00
01 1300 610 002	SUMM SCHOOL - SUPPLIES BE	1,000.00	0.00	0.00	1.00	1,000.00	9.99	990.01
01 1300 610 003	SUMM SCHOOL - SUPPLIES PC	1,000.00	0.00	1,102.25	114.55	(102.25)	43.23	(145.48)
01 1300 610 004	SUMM SCHOOL - SUPPLIES HE	1,000.00	0.00	0.00	0.00	1,000.00	0.00	1,000.00
01 1300 610 005	SUMM SCHOOL - SUPPLIES BMS	1,000.00	0.00	0.00	0.00	1,000.00	0.00	1,000.00
01 1300 610 006	SUMM SCHOOL - SUPPLIES AP	1,000.00	0.00	0.00	7.46	1,000.00	74.61	925.39
01 1300 610 007	SUMM SCHOOL - SUPPLIES SE	1,000.00	0.00	0.00	0.00	1,000.00	0.00	1,000.00
01 1300 610 008	SUMM SCHOOL - SUPPLIES BSMS	1,000.00	0.00	0.00	0.00	1,000.00	0.00	1,000.00
01 1300 640 001	SUMM SCHOOL - BOOKS & PER HS	100.00	0.00	0.00	0.00	100.00	0.00	100.00
01 1300 640 002	SUMM SCHOOL - BOOKS & PER BE	100.00	0.00	0.00	0.00	100.00	0.00	100.00
01 1300 640 003	SUMM SCHOOL - BOOKS & PER PC	100.00	0.00	0.00	0.00	100.00	0.00	100.00
01 1300 640 004	SUMM SCHOOL - BOOKS & PER HE	100.00	0.00	0.00	0.00	100.00	0.00	100.00
01 1300 640 005	SUMM SCHOOL - BOOKS & PER BMS	100.00	0.00	0.00	0.00	100.00	0.00	100.00
01 1300 640 006	SUMM SCHOOL - BOOKS & PER AP	100.00	0.00	0.00	0.00	100.00	0.00	100.00
01 1300 640 007	SUMM SCHOOL - BOOKS & PER SE	100.00	0.00	0.00	0.00	100.00	0.00	100.00
01 1300 640 008	SUMM SCHOOL - BOOKS & PER BSMS	100.00	0.00	0.00	0.00	100.00	0.00	100.00
01 1300 810 001	SUMM SCHOOL - DUES & FEES HS	250.00	0.00	0.00	0.00	250.00	0.00	250.00
01 1300 810 002	SUMM SCHOOL - DUES & FEES BE	250.00	0.00	0.00	0.00	250.00	0.00	250.00
01 1300 810 003	SUMM SCHOOL - DUES & FEES PC	250.00	0.00	0.00	0.00	250.00	0.00	250.00
01 1300 810 004	SUMM SCHOOL - DUES & FEES HE	250.00	0.00	0.00	0.00	250.00	0.00	250.00
01 1300 810 005	SUMM SCHOOL - DUES & FEES BMS	250.00	0.00	0.00	0.00	250.00	0.00	250.00
01 1300 810 006	SUMM SCHOOL - DUES & FEES AP	250.00	0.00	0.00	0.00	250.00	0.00	250.00
01 1300 810 007	SUMM SCHOOL - DUES & FEES SE	250.00	0.00	0.00	0.00	250.00	0.00	250.00
01 1300 810 008	SUMM SCHOOL - DUES & FEES BSMS	250.00	0.00	0.00	0.00	250.00	0.00	250.00
1300	SUMMER SCHOOL	195,796.00	0.00	1,644.03	0.90	194,151.97	127.83	194,024.14
2120	GUIDANCE SERVICES							
01 2120 110 001	GUIDANCE - SALARIES NON-INSTR HS	15,750.00	2,145.27	12,653.46	80.34	3,096.54	0.00	3,096.54
01 2120 110 005	GUIDANCE - SALARIES NON-INSTR BMS	0.00	0.00	0.00	0.00	0.00	0.00	0.00
01 2120 111 001	GUIDANCE - SALARIES TEACHERS HS	233,072.00	23,770.08	148,212.93	63.59	84,859.07	0.00	84,859.07
01 2120 111 002	GUIDANCE - SALARIES TEACHERS BE	62,077.00	5,335.73	32,014.38	51.57	30,062.62	0.00	30,062.62
01 2120 111 003	GUIDANCE - SALARIES TEACHERS PC	66,371.00	5,530.94	33,185.64	50.00	33,185.36	0.00	33,185.36
01 2120 111 004	GUIDANCE - SALARIES TEACHERS HE	65,590.00	0.00	0.00	0.00	65,590.00	0.00	65,590.00
01 2120 111 005	GUIDANCE - SALARIES TEACHERS BMS	80,016.00	7,146.73	42,880.38	53.59	37,135.62	0.00	37,135.62
01 2120 111 006	GUIDANCE - SALARIES TEACHERS AP	49,974.00	4,164.47	24,986.82	50.00	24,987.18	0.00	24,987.18
01 2120 111 007	GUIDANCE - SALARIES TEACHERS SE	54,659.00	4,554.89	27,329.34	50.00	27,329.66	0.00	27,329.66



Account Number	Account Description	Revised Budget	Expended During Month	Expenditures to Date	% of Budget	Balance at EOM	P/ O Outstanding	Unencumbered Balance
01 2120 281 001	GUIDANCE - HEALTH BEN TEACHERS HS	3,527.00	587.80	3,526.80	99.99	0.20	0.00	0.20
01 2120 281 002	GUIDANCE - HEALTH BEN TEACHERS BE	0.00	0.00	0.00	0.00	0.00	0.00	0.00
01 2120 281 003	GUIDANCE - HEALTH BEN TEACHERS PC	5,700.00	475.00	2,850.00	50.00	2,850.00	0.00	2,850.00
01 2120 281 004	GUIDANCE - HEALTH BEN TEACHERS HE	0.00	0.00	0.00	0.00	0.00	0.00	0.00
01 2120 281 005	GUIDANCE - HEALTH BEN TEACHERS BMS	0.00	0.00	0.00	0.00	0.00	0.00	0.00
01 2120 281 006	GUIDANCE - HEALTH BEN TEACHERS AP	5,700.00	475.00	2,850.00	50.00	2,850.00	0.00	2,850.00
01 2120 281 007	GUIDANCE - HEALTH BEN TEACHERS SE	0.00	0.00	0.00	0.00	0.00	0.00	0.00
01 2120 281 008	GUIDANCE - HEALTH BEN TEACHERS BSMS	0.00	475.00	2,850.00	0.00	(2,850.00)	0.00	(2,850.00)
01 2120 580 001	GUIDANCE - TRAVEL & MILEAGE HS	50.00	0.00	60.81	121.62	(10.81)	0.00	(10.81)
01 2120 580 002	GUIDANCE - TRAVEL & MILEAGE BE	50.00	0.00	0.00	0.00	50.00	0.00	50.00
01 2120 580 003	GUIDANCE - TRAVEL & MILEAGE PC	50.00	0.00	0.00	0.00	50.00	0.00	50.00
01 2120 580 004	GUIDANCE - TRAVEL & MILEAGE HE	50.00	0.00	0.00	0.00	50.00	0.00	50.00
01 2120 580 005	GUIDANCE - TRAVEL & MILEAGE BMS	50.00	0.00	0.00	0.00	50.00	0.00	50.00
01 2120 580 006	GUIDANCE - TRAVEL & MILEAGE AP	50.00	0.00	0.00	0.00	50.00	0.00	50.00
01 2120 580 007	GUIDANCE - TRAVEL & MILEAGE SE	50.00	0.00	0.00	0.00	50.00	0.00	50.00
01 2120 580 008	GUIDANCE - TRAVEL & MILEAGE BSMS	50.00	0.00	0.00	0.00	50.00	0.00	50.00
01 2120 590 001	GUIDANCE - PURCHASED SERVICES HS	15,000.00	0.00	10,961.50	73.08	4,038.50	0.00	4,038.50
01 2120 590 002	GUIDANCE - PURCHASED SERVICES BE	14,000.00	0.00	5,436.50	38.83	8,563.50	0.00	8,563.50
01 2120 590 003	GUIDANCE - PURCHASED SERVICES PC	10,000.00	0.00	5,951.50	59.52	4,048.50	0.00	4,048.50
01 2120 590 004	GUIDANCE - PURCHASED SERVICES HE	10,000.00	0.00	5,440.50	54.41	4,559.50	0.00	4,559.50
01 2120 590 005	GUIDANCE - PURCHASED SERVICES BMS	18,000.00	0.00	5,857.50	32.54	12,142.50	0.00	12,142.50
01 2120 590 006	GUIDANCE - PURCHASED SERVICES AP	10,000.00	0.00	5,198.50	51.99	4,801.50	0.00	4,801.50
01 2120 590 007	GUIDANCE - PURCHASED SERVICES SE	10,000.00	0.00	4,555.50	45.56	5,444.50	0.00	5,444.50
01 2120 590 008	GUIDANCE - PURCHASED SERVICES BSMS	18,000.00	0.00	6,037.50	33.54	11,962.50	0.00	11,962.50
01 2120 610 001	GUIDANCE - SUPPLIES HS	3,500.00	0.00	224.95	6.43	3,275.05	0.00	3,275.05
01 2120 610 001 611	GUIDANCE - TESTING SUPPLIES SUPPLIES HS	0.00	0.00	0.00	0.00	0.00	0.00	0.00
01 2120 610 002	GUIDANCE - SUPPLIES BE	3,050.00	8.99	2,106.61	69.07	943.39	0.00	943.39
01 2120 610 002 611	GUIDANCE - TESTING SUPPLIES BE	0.00	0.00	0.00	0.00	0.00	0.00	0.00
01 2120 610 003	GUIDANCE - SUPPLIES PC	3,050.00	0.00	2,026.66	67.71	1,023.34	38.50	984.84
01 2120 610 003 611	GUIDANCE - TESTING SUPPLIES PC	0.00	0.00	0.00	0.00	0.00	0.00	0.00
01 2120 610 004	GUIDANCE - SUPPLIES HE	3,050.00	0.00	2,034.61	66.71	1,015.39	0.00	1,015.39
01 2120 610 004 611	GUIDANCE - TESTING SUPPLIES HE	0.00	0.00	0.00	0.00	0.00	0.00	0.00
01 2120 610 005	GUIDANCE - SUPPLIES BMS	4,500.00	0.00	2,146.68	47.70	2,353.32	0.00	2,353.32
01 2120 610 005 611	GUIDANCE - TESTING SUPPLIES BMS	0.00	0.00	0.00	0.00	0.00	0.00	0.00
01 2120 610 006	GUIDANCE - SUPPLIES AP	3,050.00	0.00	1,532.97	50.26	1,517.03	0.00	1,517.03
01 2120 610 006 611	GUIDANCE - TESTING SUPPLIES AP	0.00	0.00	0.00	0.00	0.00	0.00	0.00
01 2120 610 007	GUIDANCE - SUPPLIES SE	3,050.00	301.35	3,481.18	114.14	(431.18)	0.00	(431.18)
01 2120 610 007 611	GUIDANCE - TESTING SUPPLIES SE	0.00	0.00	0.00	0.00	0.00	0.00	0.00
01 2120 610 008	GUIDANCE - SUPPLIES BSMS	4,500.00	0.00	257.59	5.72	4,242.41	0.00	4,242.41
01 2120 610 008 611	GUIDANCE - TESTING SUPPLIES BSMS	0.00	0.00	0.00	0.00	0.00	0.00	0.00
01 2120 733 001	GUIDANCE - FURN & EQUIP HS	0.00	0.00	0.00	0.00	0.00	0.00	0.00
01 2120 733 002	GUIDANCE - FURN & EQUIP BE	0.00	0.00	0.00	0.00	0.00	0.00	0.00
01 2120 733 003	GUIDANCE - FURN & EQUIP PC	0.00	0.00	163.39	0.00	(163.39)	0.00	(163.39)
01 2120 733 004	GUIDANCE - FURN & EQUIP HE	0.00	0.00	334.93	0.00	(334.93)	0.00	(334.93)
01 2120 733 005	GUIDANCE - FURN & EQUIP BMS	0.00	0.00	0.00	0.00	0.00	0.00	0.00
01 2120 733 006	GUIDANCE - FURN & EQUIP AP	0.00	0.00	0.00	0.00	0.00	0.00	0.00
01 2120 733 007	GUIDANCE - FURN & EQUIP SE	0.00	0.00	0.00	0.00	0.00	0.00	0.00
01 2120 733 008	GUIDANCE - FURN & EQUIP BSMS	0.00	0.00	0.00	0.00	0.00	0.00	0.00
01 2120 734 001	GUIDANCE - HARDWARE HS	0.00	0.00	0.00	0.00	0.00	0.00	0.00
01 2120 734 005	GUIDANCE - HARDWARE BMS	0.00	0.00	0.00	0.00	0.00	0.00	0.00
01 2120 810 001	GUIDANCE - DUES & FEES HS	2,000.00	0.00	630.00	31.50	1,370.00	0.00	1,370.00
01 2120 810 002	GUIDANCE - DUES & FEES BE	200.00	0.00	210.00	105.00	(10.00)	0.00	(10.00)
01 2120 810 003	GUIDANCE - DUES & FEES PC	200.00	0.00	180.00	90.00	20.00	0.00	20.00
01 2120 810 004	GUIDANCE - DUES & FEES HE	200.00	0.00	280.40	140.20	(80.40)	0.00	(80.40)
01 2120 810 005	GUIDANCE - DUES & FEES BMS	200.00	0.00	0.00	0.00	200.00	0.00	200.00

Account Number	Account Description	Revised Budget	Expended During Month	Expenditures to Date	% of Budget	Balance at EOM	P/ O Outstanding	Unencumbered Balance
01 2120 810 006	GUIDANCE - DUES & FEES AP	200.00	0.00	210.00	105.00	(10.00)	0.00	(10.00)
01 2120 810 007	GUIDANCE - DUES & FEES SE	200.00	0.00	210.00	105.00	(10.00)	0.00	(10.00)
01 2120 810 008	GUIDANCE - DUES & FEES BSMS	200.00	0.00	0.00	0.00	200.00	0.00	200.00
01 2120 890 005	GUIDANCE - OTHER MISC BMS	0.00	0.00	0.00	0.00	0.00	0.00	0.00
01 2120 890 008	GUIDANCE - OTHER MISC BSMS	0.00	0.00	0.00	0.00	0.00	0.00	0.00
2120	GUIDANCE SERVICES	1,294,263.00	95,374.90	642,233.31	49.62	652,029.69	38.50	651,991.19
2130	HEALTH SERVICES							
01 2130 110 002	HEALTH SERV - SALARIES NON-INSTR BE	18,120.00	1,874.73	10,801.10	59.61	7,318.90	0.00	7,318.90
01 2130 110 003	HEALTH SERV - SALARIES NON-INSTR PC	20,077.00	1,996.28	11,968.16	59.61	8,108.84	0.00	8,108.84
01 2130 110 004	HEALTH SERV - SALARIES NON-INSTR HE	18,408.00	1,712.53	10,905.14	59.24	7,502.86	0.00	7,502.86
01 2130 110 006	HEALTH SERV - SALARIES NON-INSTR AP	19,271.00	1,923.41	11,497.90	59.66	7,773.10	0.00	7,773.10
01 2130 110 007	HEALTH SERV - SALARIES NON-INSTR SE	18,696.00	1,895.56	12,345.14	66.03	6,350.86	0.00	6,350.86
01 2130 130 003	HEALTH SERV - OT SALARIES NON-INSTR PC	0.00	0.00	0.00	0.00	0.00	0.00	0.00
01 2130 130 006	HEALTH SERV - OT SALARIES NON-INSTR AP	0.00	0.00	0.00	0.00	0.00	0.00	0.00
01 2130 130 007	HEALTH SERV - OT SALARIES NON-INSTR SE	0.00	0.00	0.00	0.00	0.00	0.00	0.00
01 2130 150 002	HEALTH SERV - ADD'L COMP NON-INSTR BE	47.00	5.88	48.94	104.13	(1.94)	0.00	(1.94)
01 2130 150 003	HEALTH SERV - ADD'L COMP NON-INSTR PC	52.00	5.25	31.50	60.58	20.50	0.00	20.50
01 2130 150 004	HEALTH SERV - ADD'L COMP NON-INSTR HE	48.00	4.94	29.64	61.75	18.36	0.00	18.36
01 2130 150 006	HEALTH SERV - ADD'L COMP NON-INSTR AP	50.00	5.25	31.50	63.00	18.50	0.00	18.50
01 2130 150 007	HEALTH SERV - ADD'L COMP NON-INSTR SE	49.00	4.86	29.16	59.51	19.84	0.00	19.84
01 2130 210 002	HEALTH SERV - GROUP INS NON-INSTR BE	63.00	20.80	20.80	33.02	42.20	0.00	42.20
01 2130 210 003	HEALTH SERV - GROUP INS NON-INSTR PC	63.00	5.20	31.20	49.52	31.80	0.00	31.80
01 2130 210 004	HEALTH SERV - GROUP INS NON-INSTR HE	63.00	31.20	46.80	74.29	16.20	0.00	16.20
01 2130 210 006	HEALTH SERV - GROUP INS NON-INSTR AP	63.00	5.24	31.24	49.59	31.76	0.00	31.76
01 2130 210 007	HEALTH SERV - GROUP INS NON-INSTR SE	63.00	5.16	31.16	49.46	31.84	0.00	31.84
01 2130 220 002	HEALTH SERV - SOC SEC NON-INSTR BE	1,390.00	143.87	830.02	59.71	559.98	0.00	559.98
01 2130 220 003	HEALTH SERV - SOC SEC NON-INSTR PC	1,540.00	153.11	917.96	59.61	622.04	0.00	622.04
01 2130 220 004	HEALTH SERV - SOC SEC NON-INSTR HE	1,412.00	131.38	836.52	59.24	575.48	0.00	575.48
01 2130 220 006	HEALTH SERV - SOC SEC NON-INSTR AP	1,478.00	147.55	882.03	59.68	595.97	0.00	595.97
01 2130 220 007	HEALTH SERV - SOC SEC NON-INSTR SE	1,434.00	145.37	946.62	66.01	487.38	0.00	487.38
01 2130 230 002	HEALTH SERV - RETIREMENT NON-INSTR BE	1,332.00	137.79	793.87	59.60	538.13	0.00	538.13
01 2130 230 003	HEALTH SERV - RETIREMENT NON-INSTR PC	1,476.00	146.73	879.66	59.60	596.34	0.00	596.34
01 2130 230 004	HEALTH SERV - RETIREMENT NON-INSTR HE	1,353.00	125.87	801.53	59.24	551.47	0.00	551.47
01 2130 230 006	HEALTH SERV - RETIREMENT NON-INSTR AP	1,416.00	141.37	845.09	59.68	570.91	0.00	570.91
01 2130 230 007	HEALTH SERV - RETIREMENT NON-INSTR SE	1,374.00	139.33	907.38	66.04	466.62	0.00	466.62
01 2130 237 002	HEALTH SERV - INCR RET CONTR BE	458.00	47.39	273.03	59.61	184.97	0.00	184.97
01 2130 237 003	HEALTH SERV - INCR RET CONTR PC	508.00	50.46	302.53	59.55	205.47	0.00	205.47
01 2130 237 004	HEALTH SERV - INCR RET CONTR HE	465.00	43.29	275.66	59.28	189.34	0.00	189.34
01 2130 237 006	HEALTH SERV - INCR RET CONTR AP	487.00	48.62	290.65	59.68	196.35	0.00	196.35
01 2130 237 007	HEALTH SERV - INCR RET CONTR SE	473.00	47.92	312.06	65.97	160.94	0.00	160.94
01 2130 340 000	HEALTH SERV - OTHER PROF SERVICES DIST	10,000.00	0.00	796.25	7.96	9,203.75	0.00	9,203.75
01 2130 340 001	HEALTH SERV - OTHER PROF SERVICES HS	8,750.00	756.00	4,221.01	48.24	4,528.99	0.00	4,528.99
01 2130 340 002	HEALTH SERV - OTHER PROF SERVICES BE	8,750.00	1,246.88	5,276.26	60.30	3,473.74	0.00	3,473.74
01 2130 340 003	HEALTH SERV - OTHER PROF SERVICES PC	8,750.00	708.75	4,580.63	52.35	4,169.37	0.00	4,169.37
01 2130 340 004	HEALTH SERV - OTHER PROF SERVICES HE	8,750.00	485.63	3,806.26	43.50	4,943.74	0.00	4,943.74
01 2130 340 005	HEALTH SERV - OTHER PROF SERVICES BMS	8,750.00	926.63	4,864.15	55.59	3,885.85	0.00	3,885.85
01 2130 340 006	HEALTH SERV - OTHER PROF SERVICES AP	8,750.00	616.88	4,150.13	47.43	4,599.87	0.00	4,599.87
01 2130 340 007	HEALTH SERV - OTHER PROF SERVICES SE	8,750.00	840.00	3,976.89	45.45	4,773.11	0.00	4,773.11
01 2130 340 008	HEALTH SERV - OTHER PROF SERVICES BSMS	8,750.00	984.38	5,525.65	63.15	3,224.35	0.00	3,224.35
01 2130 610 000	HEALTH SERV - SUPPLIES DIST	8,000.00	0.00	4,299.00	53.74	3,701.00	0.00	3,701.00
01 2130 610 001	HEALTH SERV - SUPPLIES HS	1,500.00	0.00	394.62	26.31	1,105.38	0.00	1,105.38
01 2130 610 002	HEALTH SERV - SUPPLIES BE	1,200.00	0.00	1,290.86	108.77	(90.86)	14.37	(105.23)
01 2130 610 003	HEALTH SERV - SUPPLIES PC	1,200.00	0.00	790.45	66.63	409.55	9.07	400.48
01 2130 610 004	HEALTH SERV - SUPPLIES HE	1,200.00	78.86	552.04	52.72	647.96	80.58	567.38
01 2130 610 005	HEALTH SERV - SUPPLIES BMS	1,200.00	0.00	703.07	58.59	496.93	0.00	496.93



Account Number	Account Description	Revised Budget	Expended During Month	Expenditures to Date	% of Budget	Balance at EOM	P/ O Outstanding	Unencumbered Balance
01 2141 650 002	PSYCH SERV - SUPPLIES TECH-REL BE	0.00	0.00	0.00	0.00	0.00	0.00	0.00
01 2141 650 003	PSYCH SERV - SUPPLIES TECH-REL PC	0.00	0.00	0.00	0.00	0.00	0.00	0.00
01 2141 650 004	PSYCH SERV - SUPPLIES TECH-REL HE	0.00	0.00	0.00	0.00	0.00	0.00	0.00
01 2141 650 005	PSYCH SERV - SUPPLIES TECH-REL BMS	0.00	0.00	0.00	0.00	0.00	0.00	0.00
01 2141 650 006	PSYCH SERV - SUPPLIES TECH-REL AP	0.00	0.00	0.00	0.00	0.00	0.00	0.00
01 2141 650 007	PSYCH SERV - SUPPLIES TECH-REL SE	0.00	0.00	0.00	0.00	0.00	0.00	0.00
01 2141 650 008	PSYCH SERV - SUPPLIES TECH-REL BSMS	0.00	0.00	0.00	0.00	0.00	0.00	0.00
01 2141 733 001	PSYCH SERV - FURN & EQUIP HS	0.00	0.00	0.00	0.00	0.00	0.00	0.00
01 2141 733 002	PSYCH SERV - FURN & EQUIP BE	0.00	0.00	0.00	0.00	0.00	0.00	0.00
01 2141 733 003	PSYCH SERV - FURN & EQUIP PC	0.00	0.00	0.00	0.00	0.00	0.00	0.00
01 2141 733 004	PSYCH SERV - FURN & EQUIP HE	0.00	0.00	0.00	0.00	0.00	0.00	0.00
01 2141 733 005	PSYCH SERV - FURN & EQUIP BMS	0.00	0.00	0.00	0.00	0.00	0.00	0.00
01 2141 733 006	PSYCH SERV - FURN & EQUIP AP	0.00	0.00	0.00	0.00	0.00	0.00	0.00
01 2141 733 007	PSYCH SERV - FURN & EQUIP SE	0.00	0.00	0.00	0.00	0.00	0.00	0.00
01 2141 733 008	PSYCH SERV - FURN & EQUIP BSMS	0.00	0.00	0.00	0.00	0.00	0.00	0.00
01 2141 734 001	PSYCH SERV - HARDWARE HS	0.00	0.00	0.00	0.00	0.00	0.00	0.00
01 2141 734 002	PSYCH SERV - HARDWARE BE	0.00	0.00	0.00	0.00	0.00	0.00	0.00
01 2141 734 003	PSYCH SERV - HARDWARE PC	0.00	0.00	0.00	0.00	0.00	0.00	0.00
01 2141 734 004	PSYCH SERV - HARDWARE HE	0.00	0.00	0.00	0.00	0.00	0.00	0.00
01 2141 734 005	PSYCH SERV - HARDWARE BMS	0.00	0.00	0.00	0.00	0.00	0.00	0.00
01 2141 734 006	PSYCH SERV - HARDWARE AP	0.00	0.00	0.00	0.00	0.00	0.00	0.00
01 2141 734 007	PSYCH SERV - HARDWARE SE	0.00	0.00	0.00	0.00	0.00	0.00	0.00
01 2141 734 008	PSYCH SERV - HARDWARE BSMS	0.00	0.00	0.00	0.00	0.00	0.00	0.00
01 2141 735 000	PSYCH SERV - SOFTWARE DIST	200.00	0.00	0.00	0.00	200.00	0.00	200.00
01 2141 735 001	PSYCH SERV - SOFTWARE HS	0.00	0.00	0.00	0.00	0.00	0.00	0.00
01 2141 735 002	PSYCH SERV - SOFTWARE BE	0.00	0.00	0.00	0.00	0.00	0.00	0.00
01 2141 735 003	PSYCH SERV - SOFTWARE PC	0.00	0.00	0.00	0.00	0.00	0.00	0.00
01 2141 735 004	PSYCH SERV - SOFTWARE HE	0.00	0.00	0.00	0.00	0.00	0.00	0.00
01 2141 735 005	PSYCH SERV - SOFTWARE BMS	0.00	0.00	0.00	0.00	0.00	0.00	0.00
01 2141 735 006	PSYCH SERV - SOFTWARE AP	0.00	0.00	0.00	0.00	0.00	0.00	0.00
01 2141 735 007	PSYCH SERV - SOFTWARE SE	0.00	0.00	0.00	0.00	0.00	0.00	0.00
01 2141 735 008	PSYCH SERV - SOFTWARE BSMS	0.00	0.00	0.00	0.00	0.00	0.00	0.00
01 2141 810 000	PSYCH SERV - DUES & FEES DIST	250.00	0.00	539.00	215.60	(289.00)	0.00	(289.00)
01 2141 810 001	PSYCH SERV - DUES & FEES HS	0.00	0.00	0.00	0.00	0.00	0.00	0.00
01 2141 810 002	PSYCH SERV - DUES & FEES BE	0.00	0.00	0.00	0.00	0.00	0.00	0.00
01 2141 810 003	PSYCH SERV - DUES & FEES PC	0.00	0.00	0.00	0.00	0.00	0.00	0.00
01 2141 810 004	PSYCH SERV - DUES & FEES HE	0.00	0.00	0.00	0.00	0.00	0.00	0.00
01 2141 810 005	PSYCH SERV - DUES & FEES BMS	0.00	0.00	269.00	0.00	(269.00)	0.00	(269.00)
01 2141 810 006	PSYCH SERV - DUES & FEES AP	0.00	0.00	0.00	0.00	0.00	0.00	0.00
01 2141 810 007	PSYCH SERV - DUES & FEES SE	0.00	0.00	0.00	0.00	0.00	0.00	0.00
01 2141 810 008	PSYCH SERV - DUES & FEES BSMS	0.00	0.00	509.00	0.00	(509.00)	0.00	(509.00)
01 2141 890 000	PSYCH SERV - OTHER MISC DIST	250.00	0.00	0.00	0.00	250.00	0.00	250.00
01 2141 890 001	PSYCH SERV - OTHER MISC HS	0.00	0.00	0.00	0.00	0.00	0.00	0.00
01 2141 890 002	PSYCH SERV - OTHER MISC BE	0.00	0.00	0.00	0.00	0.00	0.00	0.00
01 2141 890 003	PSYCH SERV - OTHER MISC PC	0.00	0.00	0.00	0.00	0.00	0.00	0.00
01 2141 890 004	PSYCH SERV - OTHER MISC HE	0.00	0.00	0.00	0.00	0.00	0.00	0.00
01 2141 890 005	PSYCH SERV - OTHER MISC BMS	0.00	0.00	0.00	0.00	0.00	0.00	0.00
01 2141 890 006	PSYCH SERV - OTHER MISC AP	0.00	0.00	0.00	0.00	0.00	0.00	0.00
01 2141 890 007	PSYCH SERV - OTHER MISC SE	0.00	0.00	0.00	0.00	0.00	0.00	0.00
01 2141 890 008	PSYCH SERV - OTHER MISC BSMS	0.00	0.00	0.00	0.00	0.00	0.00	0.00
2141	PYSCH SERV SPED SA	456,492.00	35,478.32	223,845.27	49.04	232,646.73	0.00	232,646.73
2151	SPEECH PATH SPED SCHOOL AGE							
01 2151 111 001	SPEECH SPED SA - SALARIES TEACHERS HS	33,532.00	2,794.19	16,765.14	50.00	16,766.86	0.00	16,766.86
01 2151 111 002	SPEECH SPED SA - SALARIES TEACHERS BE	67,061.00	5,588.38	33,530.28	50.00	33,530.72	0.00	33,530.72
01 2151 111 003	SPEECH SPED SA - SALARIES TEACHERS PC	56,316.00	5,531.26	33,187.56	58.93	23,128.44	0.00	23,128.44

Regular; Processing Month 02/2023

Account Number	Account Description	Revised Budget	Expended During Month	Expenditures to Date	% of Budget	Balance at EOM	P/ O Outstanding	Unencumbered Balance
01 2151 111 004	SPEECH SPED SA - SALARIES TEACHERS HE	59,280.00	4,940.00	29,640.00	50.00	29,640.00	0.00	29,640.00
01 2151 111 005	SPEECH SPED SA - SALARIES TEACHERS BMS	33,531.00	2,794.19	16,765.14	50.00	16,765.86	0.00	16,765.86
01 2151 111 006	SPEECH SPED SA - SALARIES TEACHERS AP	74,471.00	6,205.88	37,235.28	50.00	37,235.72	0.00	37,235.72
01 2151 111 007	SPEECH SPED SA - SALARIES TEACHERS SE	56,316.00	4,847.38	29,084.28	51.64	27,231.72	0.00	27,231.72
01 2151 111 008	SPEECH SPED SA - SALARIES TEACHERS BSMS	67,061.00	4,750.12	28,500.72	42.50	38,560.28	0.00	38,560.28
01 2151 151 001	SPEECH SPED SA - ADD'L COMP TEACHES HS	272.00	22.70	161.20	59.26	110.80	0.00	110.80
01 2151 151 002	SPEECH SPED SA - ADD'L COMP TEACHES BE	545.00	45.41	272.46	49.99	272.54	0.00	272.54
01 2151 151 003	SPEECH SPED SA - ADD'L COMP TEACHES PC	146.00	19.01	114.06	78.12	31.94	0.00	31.94
01 2151 151 004	SPEECH SPED SA - ADD'L COMP TEACHES HE	154.00	12.84	77.04	50.03	76.96	0.00	76.96
01 2151 151 005	SPEECH SPED SA - ADD'L COMP TEACHES BMS	272.00	22.71	136.26	50.10	135.74	0.00	135.74
01 2151 151 006	SPEECH SPED SA - ADD'L COMP TEACHES AP	194.00	16.14	121.84	62.80	72.16	0.00	72.16
01 2151 151 007	SPEECH SPED SA - ADD'L COMP TEACHES SE	146.00	487.60	2,925.60	2,003.84	(2,779.60)	0.00	(2,779.60)
01 2151 151 008	SPEECH SPED SA - ADD'L COMP TEACHES BSMS	0.00	38.60	231.60	0.00	(231.60)	0.00	(231.60)
01 2151 211 001	SPEECH SPED SA - GROUP INS TEACHERS HS	12,825.00	1,068.75	6,412.50	50.00	6,412.50	0.00	6,412.50
01 2151 211 002	SPEECH SPED SA - GROUP INS TEACHERS BE	25,651.00	2,137.49	12,824.94	50.00	12,826.06	0.00	12,826.06
01 2151 211 003	SPEECH SPED SA - GROUP INS TEACHERS PC	25,651.00	2,414.03	14,484.18	56.47	11,166.82	0.00	11,166.82
01 2151 211 004	SPEECH SPED SA - GROUP INS TEACHERS HE	63.00	5.20	31.20	49.52	31.80	0.00	31.80
01 2151 211 005	SPEECH SPED SA - GROUP INS TEACHERS BMS	12,825.00	1,068.74	6,412.44	50.00	6,412.56	0.00	6,412.56
01 2151 211 006	SPEECH SPED SA - GROUP INS TEACHERS AP	25,651.00	2,137.49	12,824.94	50.00	12,826.06	0.00	12,826.06
01 2151 211 007	SPEECH SPED SA - GROUP INS TEACHERS SE	9,587.00	5.20	31.20	0.33	9,555.80	0.00	9,555.80
01 2151 211 008	SPEECH SPED SA - GROUP INS TEACHERS BSMS	22,670.00	1,567.05	9,402.30	41.47	13,267.70	0.00	13,267.70
01 2151 221 001	SPEECH SPED SA - SOC SEC TEACHERS HS	2,586.00	210.72	1,266.24	48.97	1,319.76	0.00	1,319.76
01 2151 221 002	SPEECH SPED SA - SOC SEC TEACHERS BE	5,172.00	421.96	2,531.76	48.95	2,640.24	0.00	2,640.24
01 2151 221 003	SPEECH SPED SA - SOC SEC TEACHERS PC	4,319.00	412.79	2,476.75	57.35	1,842.25	0.00	1,842.25
01 2151 221 004	SPEECH SPED SA - SOC SEC TEACHERS HE	4,983.00	415.23	2,491.38	50.00	2,491.62	0.00	2,491.62
01 2151 221 005	SPEECH SPED SA - SOC SEC TEACHERS BMS	2,586.00	210.72	1,264.31	48.89	1,321.69	0.00	1,321.69
01 2151 221 006	SPEECH SPED SA - SOC SEC TEACHERS AP	5,712.00	466.95	2,803.60	49.08	2,908.40	0.00	2,908.40
01 2151 221 007	SPEECH SPED SA - SOC SEC TEACHERS SE	4,319.00	408.13	2,448.78	56.70	1,870.22	0.00	1,870.22
01 2151 221 008	SPEECH SPED SA - SOC SEC TEACHERS BSMS	5,442.00	345.21	2,071.28	38.06	3,370.72	0.00	3,370.72
01 2151 231 001	SPEECH SPED SA - RETIREMENT TEACHERS HS	2,485.00	206.50	1,240.86	49.93	1,244.14	0.00	1,244.14
01 2151 231 002	SPEECH SPED SA - RETIREMENT TEACHERS BE	4,969.00	413.02	2,478.12	49.87	2,490.88	0.00	2,490.88
01 2151 231 003	SPEECH SPED SA - RETIREMENT TEACHERS PC	4,150.00	406.89	2,441.34	58.83	1,708.66	0.00	1,708.66
01 2151 231 004	SPEECH SPED SA - RETIREMENT TEACHERS HE	4,368.00	363.09	2,178.54	49.88	2,189.46	0.00	2,189.46
01 2151 231 005	SPEECH SPED SA - RETIREMENT TEACHERS BMS	2,485.00	206.50	1,239.01	49.86	1,245.99	0.00	1,245.99
01 2151 231 006	SPEECH SPED SA - RETIREMENT TEACHERS AP	5,488.00	456.13	2,738.62	49.90	2,749.38	0.00	2,749.38
01 2151 231 007	SPEECH SPED SA - RETIREMENT TEACHERS SE	4,150.00	356.28	2,137.68	51.51	2,012.32	0.00	2,012.32
01 2151 231 008	SPEECH SPED SA - RETIREMENT TEACHERS BSMS	4,969.00	351.07	2,106.41	42.39	2,862.59	0.00	2,862.59
01 2151 237 001	SPEECH SPED SA - INCR RET CONTR HS	854.00	71.02	426.76	49.97	427.24	0.00	427.24
01 2151 237 002	SPEECH SPED SA - INCR RET CONTR BE	1,709.00	142.04	852.24	49.87	856.76	0.00	856.76
01 2151 237 003	SPEECH SPED SA - INCR RET CONTR PC	1,427.00	139.94	839.64	58.84	587.36	0.00	587.36
01 2151 237 004	SPEECH SPED SA - INCR RET CONTR HE	1,502.00	124.87	749.22	49.88	752.78	0.00	752.78
01 2151 237 005	SPEECH SPED SA - INCR RET CONTR BMS	854.00	71.02	426.12	49.90	427.88	0.00	427.88
01 2151 237 006	SPEECH SPED SA - INCR RET CONTR AP	1,887.00	156.87	941.86	49.91	945.14	0.00	945.14
01 2151 237 007	SPEECH SPED SA - INCR RET CONTR SE	1,427.00	122.53	735.18	51.52	691.82	0.00	691.82
01 2151 237 008	SPEECH SPED SA - INCR RET CONTR BSMS	1,709.00	120.73	724.39	42.39	984.61	0.00	984.61
01 2151 281 001	SPEECH SPED SA - HEALTH BEN TEACHERS HS	0.00	0.00	0.00	0.00	0.00	0.00	0.00
01 2151 281 003	SPEECH SPED SA - HEALTH BEN TEACHERS PC	0.00	44.09	264.54	0.00	(264.54)	0.00	(264.54)
01 2151 281 004	SPEECH SPED SA - HEALTH BEN TEACHERS HE	5,700.00	475.00	2,850.00	50.00	2,850.00	0.00	2,850.00
01 2151 281 007	SPEECH SPED SA - HEALTH BEN TEACHERS SE	0.00	0.00	0.00	0.00	0.00	0.00	0.00
01 2151 281 008	SPEECH SPED SA - HLTH BEN TEACHERS BSMS	3,527.00	249.81	1,498.86	42.50	2,028.14	0.00	2,028.14
01 2151 320 001	SPEECH SPED SA - PROF ED SERVICES HS	80.00	0.00	0.00	0.00	80.00	0.00	80.00
01 2151 320 002	SPEECH SPED SA - PROF ED SERVICES BE	80.00	0.00	0.00	0.00	80.00	0.00	80.00
01 2151 320 003	SPEECH SPED SA - PROF ED SERVICES PC	80.00	0.00	0.00	0.00	80.00	0.00	80.00
01 2151 320 004	SPEECH SPED SA - PROF ED SERVICES HE	80.00	0.00	0.00	0.00	80.00	0.00	80.00
01 2151 320 005	SPEECH SPED SA - PROF ED SERVICES BMS	80.00	0.00	0.00	0.00	80.00	0.00	80.00

Account Number	Account Description	Revised Budget	Expended During Month	Expenditures to Date	% of Budget	Balance at EOM	P/ O Outstanding	Unencumbered Balance
01 2151 320 006	SPEECH SPED SA - PROF ED SERVICES AP	80.00	0.00	0.00	0.00	80.00	0.00	80.00
01 2151 320 007	SPEECH SPED SA - PROF ED SERVICES SE	80.00	0.00	0.00	0.00	80.00	0.00	80.00
01 2151 320 008	SPEECH SPED SA - PROF ED SERVICES BSMS	80.00	0.00	0.00	0.00	80.00	0.00	80.00
01 2151 580 000	SPEECH SPED SA - TRAVEL & MILEAGE DIST	50.00	79.26	166.65	333.30	(116.65)	0.00	(116.65)
01 2151 580 001	SPEECH SPED SA - TRAVEL & MILEAGE HS	50.00	0.00	0.00	0.00	50.00	0.00	50.00
01 2151 580 002	SPEECH SPED SA - TRAVEL & MILEAGE BE	50.00	0.00	0.00	0.00	50.00	0.00	50.00
01 2151 580 003	SPEECH SPED SA - TRAVEL & MILEAGE PC	50.00	0.00	0.00	0.00	50.00	0.00	50.00
01 2151 580 004	SPEECH SPED SA - TRAVEL & MILEAGE HE	50.00	0.00	0.00	0.00	50.00	0.00	50.00
01 2151 580 005	SPEECH SPED SA - TRAVEL & MILEAGE BMS	50.00	0.00	0.00	0.00	50.00	0.00	50.00
01 2151 580 006	SPEECH SPED SA - TRAVEL & MILEAGE AP	50.00	0.00	0.00	0.00	50.00	0.00	50.00
01 2151 580 007	SPEECH SPED SA - TRAVEL & MILEAGE SE	50.00	0.00	0.00	0.00	50.00	0.00	50.00
01 2151 580 008	SPEECH SPED SA - TRAVEL & MILEAGE BSMS	50.00	0.00	0.00	0.00	50.00	0.00	50.00
01 2151 610 000	SPEECH SPED SA - SUPPLIES DIST	1,600.00	0.00	5,404.00	337.75	(3,804.00)	0.00	(3,804.00)
01 2151 610 001	SPEECH SPED SA - SUPPLIES HS	700.00	0.00	0.00	0.00	700.00	0.00	700.00
01 2151 610 001 611	SPEECH SPED SA - TESTING SUPPLIES HS	400.00	0.00	0.00	0.00	400.00	0.00	400.00
01 2151 610 002	SPEECH SPED SA - SUPPLIES BE	500.00	0.00	0.00	0.00	500.00	0.00	500.00
01 2151 610 002 611	SPEECH SPED SA - TESTING SUPPLIES BE	250.00	0.00	0.00	0.00	250.00	0.00	250.00
01 2151 610 003	SPEECH SPED SA - SUPPLIES PC	225.00	0.00	0.00	0.00	225.00	0.00	225.00
01 2151 610 003 611	SPEECH SPED SA - TESTING SUPPLIES PC	125.00	0.00	0.00	0.00	125.00	0.00	125.00
01 2151 610 004	SPEECH SPED SA - SUPPLIES HE	225.00	0.00	0.00	0.00	225.00	0.00	225.00
01 2151 610 004 611	SPEECH SPED SA - TESTING SUPPLIES HE	125.00	0.00	0.00	0.00	125.00	0.00	125.00
01 2151 610 005	SPEECH SPED SA - SUPPLIES BMS	200.00	0.00	0.00	0.00	200.00	0.00	200.00
01 2151 610 005 611	SPEECH SPED SA - TESTING SUPPLIES BMS	100.00	0.00	0.00	0.00	100.00	0.00	100.00
01 2151 610 006	SPEECH SPED SA - SUPPLIES AP	225.00	0.00	391.78	174.12	(166.78)	0.00	(166.78)
01 2151 610 006 611	SPEECH SPED SA - TESTING SUPPLIES AP	125.00	0.00	0.00	0.00	125.00	0.00	125.00
01 2151 610 007	SPEECH SPED SA - SUPPLIES SE	225.00	0.00	621.55	281.72	(396.55)	12.33	(408.88)
01 2151 610 007 611	SPEECH SPED SA - TESTING SUPPLIES SE	200.00	0.00	0.00	0.00	200.00	0.00	200.00
01 2151 610 008	SPEECH SPED SA - SUPPLIES BSMS	225.00	0.00	0.00	0.00	225.00	0.00	225.00
01 2151 610 008 611	SPEECH SPED SA - TESTING SUPPLIES BSMS	200.00	0.00	0.00	0.00	200.00	0.00	200.00
01 2151 640 000	SPEECH SPED SA - BOOKS & PER DIST	0.00	0.00	0.00	0.00	0.00	0.00	0.00
01 2151 640 001	SPEECH SPED SA - BOOKS & PER HS	0.00	0.00	0.00	0.00	0.00	0.00	0.00
01 2151 640 002	SPEECH SPED SA - BOOKS & PER BE	0.00	0.00	0.00	0.00	0.00	0.00	0.00
01 2151 640 003	SPEECH SPED SA - BOOKS & PER PC	0.00	0.00	0.00	0.00	0.00	0.00	0.00
01 2151 640 004	SPEECH SPED SA - BOOKS & PER HE	0.00	0.00	0.00	0.00	0.00	0.00	0.00
01 2151 640 005	SPEECH SPED SA - BOOKS & PER BMS	0.00	0.00	0.00	0.00	0.00	0.00	0.00
01 2151 640 006	SPEECH SPED SA - BOOKS & PER AP	0.00	0.00	0.00	0.00	0.00	0.00	0.00
01 2151 640 007	SPEECH SPED SA - BOOKS & PER SE	0.00	0.00	0.00	0.00	0.00	0.00	0.00
01 2151 640 008	SPEECH SPED SA - BOOKS & PER BSMS	0.00	0.00	0.00	0.00	0.00	0.00	0.00
01 2151 650 001	SPEECH SPED SA - SUPPLIES TECH-REL HS	0.00	0.00	0.00	0.00	0.00	0.00	0.00
01 2151 650 002	SPEECH SPED SA - SUPPLIES TECH-REL BE	0.00	0.00	0.00	0.00	0.00	0.00	0.00
01 2151 650 003	SPEECH SPED SA - SUPPLIES TECH-REL PC	0.00	0.00	0.00	0.00	0.00	0.00	0.00
01 2151 650 004	SPEECH SPED SA - SUPPLIES TECH-REL HE	0.00	0.00	0.00	0.00	0.00	0.00	0.00
01 2151 650 005	SPEECH SPED SA - SUPPLIES TECH-REL BMS	0.00	0.00	0.00	0.00	0.00	0.00	0.00
01 2151 650 006	SPEECH SPED SA - SUPPLIES TECH-REL AP	0.00	0.00	0.00	0.00	0.00	0.00	0.00
01 2151 650 007	SPEECH SPED SA - SUPPLIES TECH-REL SE	0.00	0.00	0.00	0.00	0.00	0.00	0.00
01 2151 650 008	SPEECH SPED SA - SUPPLIES TECH-REL BSMS	0.00	0.00	0.00	0.00	0.00	0.00	0.00
01 2151 733 001	SPEECH SPED SA - FURN & EQUIP HS	75.00	0.00	0.00	0.00	75.00	0.00	75.00
01 2151 733 002	SPEECH SPED SA - FURN & EQUIP BE	75.00	0.00	0.00	0.00	75.00	0.00	75.00
01 2151 733 003	SPEECH SPED SA - FURN & EQUIP PC	75.00	0.00	0.00	0.00	75.00	0.00	75.00
01 2151 733 004	SPEECH SPED SA - FURN & EQUIP HE	75.00	0.00	0.00	0.00	75.00	0.00	75.00
01 2151 733 005	SPEECH SPED SA - FURN & EQUIP BMS	75.00	0.00	0.00	0.00	75.00	0.00	75.00
01 2151 733 006	SPEECH SPED SA - FURN & EQUIP AP	75.00	0.00	0.00	0.00	75.00	0.00	75.00
01 2151 733 007	SPEECH SPED SA - FURN & EQUIP SE	75.00	0.00	0.00	0.00	75.00	0.00	75.00
01 2151 733 008	SPEECH SPED SA - FURN & EQUIP BSMS	75.00	0.00	0.00	0.00	75.00	0.00	75.00
01 2151 734 001	SPEECH SPED SA - HARDWARE HS	25.00	0.00	0.00	0.00	25.00	0.00	25.00



Account Number	Account Description	Revised Budget	Expended During Month	Expenditures to Date	% of Budget	Balance at EOM	P/ O Outstanding	Unencumbered Balance
2173	PHYSICAL THERAPY SPED AGE 0-2	0.00	0.00	0.00	0.00	0.00	0.00	0.00
2181	VISION SERVICE SPED SCHOOL AGE							
01 2181 320 000	VIS IMP SER SPED SA - PROF ED SERV DIST	0.00	0.00	0.00	0.00	0.00	0.00	0.00
2181	VISION SERVICE SPED SCHOOL AGE	0.00	0.00	0.00	0.00	0.00	0.00	0.00
2182	VISION SERVICES SPED AGE 3-5							
01 2182 320 000	VIS IMP SER SPED 3-5 - PROF ED SERV DIST	0.00	0.00	0.00	0.00	0.00	0.00	0.00
2182	VISION SERVICES SPED AGE 3-5	0.00	0.00	0.00	0.00	0.00	0.00	0.00
2183	VISION SERVICES SPED AGE 0-2							
01 2183 320 000	VIS IMP SER SPED 0-2 - PROF ED SERV DIST	0.00	0.00	0.00	0.00	0.00	0.00	0.00
2183	VISION SERVICES SPED AGE 0-2	0.00	0.00	0.00	0.00	0.00	0.00	0.00
2210	IMPROVEMENT OF INSTRUCTION							
01 2210 111 000	IMPR OF INSTR - SALARIES PROF DIST	120,000.00	10,000.00	60,000.00	50.00	60,000.00	0.00	60,000.00
01 2210 151 000	IMPR OF INSTR - ADD'L COMP PROF DIST	312.00	26.00	156.00	50.00	156.00	0.00	156.00
01 2210 211 000	IMPR OF INSTR - GROUP INS PROF DIST	25,651.00	2,137.49	12,824.94	50.00	12,826.06	0.00	12,826.06
01 2210 221 000	IMPR OF INSTR - SOC SEC PROF DIST	9,204.00	749.34	4,496.05	48.85	4,707.95	0.00	4,707.95
01 2210 231 000	IMPR OF INSTR - RETIREMENT PROF DIST	8,820.00	735.00	4,410.00	50.00	4,410.00	0.00	4,410.00
01 2210 237 000	IMPR OF INSTR - INCR RET CONTR DIST	3,033.00	252.78	1,516.68	50.01	1,516.32	0.00	1,516.32
01 2210 281 000	IMPR OF INSTR - HEALTH BEN PROF DIST	0.00	0.00	0.00	0.00	0.00	0.00	0.00
01 2210 580 000	IMPR OF INSTR - TRAVEL & MILEAGE	1,500.00	0.00	594.12	39.61	905.88	0.00	905.88
01 2210 610 000	IMPR OF INSTR - SUPPLIES	500.00	0.00	0.00	0.00	500.00	0.00	500.00
01 2210 810 000	IMPR OF INSTR - DUES & FEES	500.00	0.00	0.00	0.00	500.00	0.00	500.00
2210	IMPROVEMENT OF INSTRUCTION	169,520.00	13,900.61	83,997.79	49.55	85,522.21	0.00	85,522.21
2212	INST STAFF TRNG AND CURR DEV							
01 2212 111 000	INST & CURR DEV - SALARIES TEACHERS DIST	1,000.00	50.00	450.00	45.00	550.00	0.00	550.00
01 2212 111 001	INST & CURR DEV - SALARIES TEACHERS HS	25,000.00	50.00	7,454.50	29.82	17,545.50	0.00	17,545.50
01 2212 111 002	INST & CURR DEV - SALARIES TEACHERS BE	25,000.00	181.25	5,575.00	22.30	19,425.00	0.00	19,425.00
01 2212 111 003	INST & CURR DEV - SALARIES TEACHERS PC	25,000.00	150.00	5,625.00	22.50	19,375.00	0.00	19,375.00
01 2212 111 004	INST & CURR DEV - SALARIES TEACHERS HE	25,000.00	250.00	7,687.50	30.75	17,312.50	0.00	17,312.50
01 2212 111 005	INST & CURR DEV - SALARIES TEACHERS BMS	25,000.00	212.50	5,487.50	21.95	19,512.50	0.00	19,512.50
01 2212 111 006	INST & CURR DEV - SALARIES TEACHERS AP	25,000.00	200.00	3,368.75	13.48	21,631.25	0.00	21,631.25
01 2212 111 007	INST & CURR DEV - SALARIES TEACHERS SE	25,000.00	175.00	6,381.25	25.53	18,618.75	0.00	18,618.75
01 2212 111 008	INST & CURR DEV - SALARIES TEACHERS BSMS	25,000.00	50.00	4,487.50	17.95	20,512.50	0.00	20,512.50
01 2212 123 001	INST & CURR DEV - SUB TEACHERS HS	15,000.00	1,155.00	8,580.00	57.20	6,420.00	0.00	6,420.00
01 2212 123 002	INST & CURR DEV - SUB TEACHERS BE	15,000.00	907.50	3,135.00	20.90	11,865.00	0.00	11,865.00
01 2212 123 003	INST & CURR DEV - SUB TEACHERS PC	15,000.00	990.00	3,960.00	26.40	11,040.00	0.00	11,040.00
01 2212 123 004	INST & CURR DEV - SUB TEACHERS HE	15,000.00	825.00	3,795.00	25.30	11,205.00	0.00	11,205.00
01 2212 123 005	INST & CURR DEV - SUB TEACHERS BMS	15,000.00	825.00	3,300.00	22.00	11,700.00	0.00	11,700.00
01 2212 123 006	INST & CURR DEV - SUB TEACHERS AP	15,000.00	0.00	0.00	0.00	15,000.00	0.00	15,000.00
01 2212 123 007	INST & CURR DEV - SUB TEACHERS SE	15,000.00	0.00	0.00	0.00	15,000.00	0.00	15,000.00
01 2212 123 008	INST & CURR DEV - SUB TEACHERS BSMS	15,000.00	165.00	165.00	1.10	14,835.00	0.00	14,835.00
01 2212 221 000	INST & CURR DEV - SOC SEC TEACHERS DIST	60.00	3.82	34.40	57.33	25.60	0.00	25.60
01 2212 221 001	INST & CURR DEV - SOC SEC TEACHERS HS	1,913.00	3.81	570.20	29.81	1,342.80	0.00	1,342.80
01 2212 221 002	INST & CURR DEV - SOC SEC TEACHERS BE	1,913.00	13.83	426.34	22.29	1,486.66	0.00	1,486.66
01 2212 221 003	INST & CURR DEV - SOC SEC TEACHERS PC	1,913.00	11.47	430.06	22.48	1,482.94	0.00	1,482.94
01 2212 221 004	INST & CURR DEV - SOC SEC TEACHERS HE	1,913.00	19.14	587.68	30.72	1,325.32	0.00	1,325.32
01 2212 221 005	INST & CURR DEV - SOC SEC TEACHERS BMS	1,913.00	16.26	419.71	21.94	1,493.29	0.00	1,493.29
01 2212 221 006	INST & CURR DEV - SOC SEC TEACHERS AP	1,913.00	15.30	257.65	13.47	1,655.35	0.00	1,655.35
01 2212 221 007	INST & CURR DEV - SOC SEC TEACHERS SE	1,913.00	13.37	487.95	25.51	1,425.05	0.00	1,425.05
01 2212 221 008	INST & CURR DEV - SOC SEC TEACHERS BSMS	1,913.00	3.82	343.19	17.94	1,569.81	0.00	1,569.81
01 2212 223 001	INST & CURR DEV - SOC SEC SUB TCHRS HS	1,148.00	88.41	656.49	57.19	491.51	0.00	491.51
01 2212 223 002	INST & CURR DEV - SOC SEC SUB TCHRS BE	1,148.00	69.47	239.93	20.90	908.07	0.00	908.07
01 2212 223 003	INST & CURR DEV - SOC SEC SUB TCHRS PC	1,148.00	75.81	303.05	26.40	844.95	0.00	844.95
01 2212 223 004	INST & CURR DEV - SOC SEC SUB TCHRS HE	1,148.00	63.15	290.37	25.29	857.63	0.00	857.63

Account Number	Account Description	Revised Budget	Expended During Month	Expenditures to Date	% of Budget	Balance at EOM	P/ O Outstanding	Unencumbered Balance
01 2212 223 005	INST & CURR DEV - SOC SEC SUB TCHRS BMS	1,148.00	63.10	252.43	21.99	895.57	0.00	895.57
01 2212 223 006	INST & CURR DEV - SOC SEC SUB TCHRS AP	1,148.00	0.00	0.00	0.00	1,148.00	0.00	1,148.00
01 2212 223 007	INST & CURR DEV - SOC SEC SUB TCHRS SE	1,148.00	0.00	0.00	0.00	1,148.00	0.00	1,148.00
01 2212 223 008	INST & CURR DEV - SOC SEC SUB TCHRS BSMS	1,148.00	12.62	12.62	1.10	1,135.38	0.00	1,135.38
01 2212 231 000	INST & CURR DEV - RETIREMENT TEACHERS	74.00	3.68	33.07	44.69	40.93	0.00	40.93
01 2212 231 001	INST & CURR DEV - RETIREMENT TCHRS HS	1,838.00	3.68	547.94	29.81	1,290.06	0.00	1,290.06
01 2212 231 002	INST & CURR DEV - RETIREMENT TCHRS BE	1,838.00	13.31	395.00	21.49	1,443.00	0.00	1,443.00
01 2212 231 003	INST & CURR DEV - RETIREMENT TCHRS PC	1,838.00	11.03	413.47	22.50	1,424.53	0.00	1,424.53
01 2212 231 004	INST & CURR DEV - RETIREMENT TCHRS HE	1,838.00	18.37	564.98	30.74	1,273.02	0.00	1,273.02
01 2212 231 005	INST & CURR DEV - RETIREMENT TCHRS BMS	1,838.00	3.68	391.42	21.30	1,446.58	0.00	1,446.58
01 2212 231 006	INST & CURR DEV - RETIREMENT TCHRS AP	1,838.00	14.69	232.88	12.67	1,605.12	0.00	1,605.12
01 2212 231 007	INST & CURR DEV - RETIREMENT TCHRS SE	1,838.00	12.86	469.02	25.52	1,368.98	0.00	1,368.98
01 2212 231 008	INST & CURR DEV - RETIREMENT TCHRS BSMS	1,838.00	3.67	329.88	17.95	1,508.12	0.00	1,508.12
01 2212 233 000	INST & CURR DEV - RETIRE SUB TEACH DIST	25.00	0.00	0.00	0.00	25.00	0.00	25.00
01 2212 233 001	INST & CURR DEV - RETIRE SUB TEACHERS HS	1,103.00	0.00	0.00	0.00	1,103.00	0.00	1,103.00
01 2212 233 002	INST & CURR DEV - RETIRE SUB TEACHERS BE	1,103.00	0.00	0.00	0.00	1,103.00	0.00	1,103.00
01 2212 233 003	INST & CURR DEV - RETIRE SUB TEACHERS PC	1,103.00	0.00	24.26	2.20	1,078.74	0.00	1,078.74
01 2212 233 004	INST & CURR DEV - RETIRE SUB TEACHERS HE	1,103.00	0.00	0.00	0.00	1,103.00	0.00	1,103.00
01 2212 233 005	INST & CURR DEV - RETIRE SUB TEACHERS BMS	1,103.00	0.00	0.00	0.00	1,103.00	0.00	1,103.00
01 2212 233 006	INST & CURR DEV - RETIRE SUB TEACHERS AP	1,103.00	0.00	0.00	0.00	1,103.00	0.00	1,103.00
01 2212 233 007	INST & CURR DEV - RETIRE SUB TEACHERS SE	1,103.00	0.00	0.00	0.00	1,103.00	0.00	1,103.00
01 2212 233 008	INST & CURR DEV - RETIRE SUB TEACHERS BSMS	1,103.00	0.00	0.00	0.00	1,103.00	0.00	1,103.00
01 2212 237 000	INST & CURR DEV - INCR RET CONTR DIST	0.00	1.26	11.37	0.00	(11.37)	0.00	(11.37)
01 2212 237 001	INST & CURR DEV - INCR RET CONTR HS	632.00	1.26	188.45	29.82	443.55	0.00	443.55
01 2212 237 002	INST & CURR DEV - INCR RET CONTR BE	632.00	4.59	135.88	21.50	496.12	0.00	496.12
01 2212 237 003	INST & CURR DEV - INCR RET CONTR PC	632.00	3.79	150.50	23.81	481.50	0.00	481.50
01 2212 237 004	INST & CURR DEV - INCR RET CONTR HE	632.00	6.32	194.33	30.75	437.67	0.00	437.67
01 2212 237 005	INST & CURR DEV - INCR RET CONTR BMS	632.00	1.26	134.63	21.30	497.37	0.00	497.37
01 2212 237 006	INST & CURR DEV - INCR RET CONTR AP	632.00	5.05	80.10	12.67	551.90	0.00	551.90
01 2212 237 007	INST & CURR DEV - INCR RET CONTR SE	632.00	4.43	161.32	25.53	470.68	0.00	470.68
01 2212 237 008	INST & CURR DEV - INCR RET CONTR BSMS	632.00	1.26	113.52	17.96	518.48	0.00	518.48
01 2212 350 000	INST & CURR DEV - OTHER PROF SERV DIST	0.00	0.00	0.00	0.00	0.00	0.00	0.00
01 2212 580 000	INST & CURR DEV - TRAVEL & MILEAGE DIST	6,000.00	0.00	1,551.10	40.40	4,448.90	873.03	3,575.87
01 2212 580 001	INST & CURR DEV - TRAVEL & MILEAGE HS	2,000.00	0.00	0.00	0.00	2,000.00	0.00	2,000.00
01 2212 580 002	INST & CURR DEV - TRAVEL & MILEAGE BE	1,500.00	0.00	0.00	0.00	1,500.00	0.00	1,500.00
01 2212 580 003	INST & CURR DEV - TRAVEL & MILEAGE PC	1,500.00	0.00	0.00	0.00	1,500.00	0.00	1,500.00
01 2212 580 004	INST & CURR DEV - TRAVEL & MILEAGE HE	1,500.00	0.00	0.00	0.00	1,500.00	0.00	1,500.00
01 2212 580 005	INST & CURR DEV - TRAVEL & MILEAGE BMS	1,500.00	0.00	0.00	0.00	1,500.00	0.00	1,500.00
01 2212 580 006	INST & CURR DEV - TRAVEL & MILEAGE AP	1,500.00	0.00	0.00	0.00	1,500.00	0.00	1,500.00
01 2212 580 007	INST & CURR DEV - TRAVEL & MILEAGE SE	1,500.00	0.00	0.00	0.00	1,500.00	0.00	1,500.00
01 2212 580 008	INST & CURR DEV - TRAVEL & MILEAGE BSMS	1,500.00	0.00	0.00	0.00	1,500.00	0.00	1,500.00
01 2212 590 000	INST & CURR DEV - PURCHASED SRVS DIST	5,000.00	0.00	0.00	0.00	5,000.00	0.00	5,000.00
01 2212 610 000	INST & CURR DEV - SUPPLIES DIST	25,000.00	869.72	14,620.53	59.03	10,379.47	135.76	10,243.71
01 2212 610 001	INST & CURR DEV - SUPPLIES HS	1,500.00	0.00	0.00	129.71	1,500.00	1,945.62	(445.62)
01 2212 610 002	INST & CURR DEV - SUPPLIES BE	1,400.00	0.00	231.09	16.51	1,168.91	0.00	1,168.91
01 2212 610 003	INST & CURR DEV - SUPPLIES PC	1,400.00	0.00	263.37	18.81	1,136.63	0.00	1,136.63
01 2212 610 004	INST & CURR DEV - SUPPLIES HE	1,400.00	18.57	1,083.78	77.41	316.22	0.00	316.22
01 2212 610 005	INST & CURR DEV - SUPPLIES BMS	1,400.00	0.00	1,824.21	130.30	(424.21)	0.00	(424.21)
01 2212 610 006	INST & CURR DEV - SUPPLIES AP	1,400.00	0.00	139.15	9.94	1,260.85	0.00	1,260.85
01 2212 610 007	INST & CURR DEV - SUPPLIES SE	1,400.00	0.00	2,094.16	149.58	(694.16)	0.00	(694.16)
01 2212 610 008	INST & CURR DEV - SUPPLIES BSMS	1,400.00	0.00	1,842.62	131.62	(442.62)	0.00	(442.62)
01 2212 735 000	INST & CURR DEV - SOFTWARE DIST	1,000.00	0.00	0.00	0.00	1,000.00	0.00	1,000.00
01 2212 810 000	INST & CURR DEV - DUES & FEES DIST	35,000.00	1,680.00	17,486.27	54.40	17,513.73	1,553.80	15,959.93
01 2212 810 001	INST & CURR DEV - DUES & FEES HS	4,000.00	317.08	2,673.08	66.83	1,326.92	0.00	1,326.92
01 2212 810 002	INST & CURR DEV - DUES & FEES BE	4,000.00	15.00	190.00	7.33	3,810.00	103.00	3,707.00

Regular; Processing Month 02/2023

Account Number	Account Description	Revised Budget	Expended During Month	Expenditures to Date	% of Budget	Balance at EOM	P/ O Outstanding	Unencumbered Balance
01 2212 810 003	INST & CURR DEV - DUES & FEES PC	4,000.00	0.00	975.00	28.20	3,025.00	153.00	2,872.00
01 2212 810 004	INST & CURR DEV - DUES & FEES HE	4,000.00	55.00	1,327.00	48.53	2,673.00	614.00	2,059.00
01 2212 810 005	INST & CURR DEV - DUES & FEES BMS	4,000.00	335.00	845.00	22.38	3,155.00	50.00	3,105.00
01 2212 810 006	INST & CURR DEV - DUES & FEES AP	4,000.00	0.00	808.00	20.20	3,192.00	0.00	3,192.00
01 2212 810 007	INST & CURR DEV - DUES & FEES SE	4,000.00	0.00	6,549.00	163.73	(2,549.00)	0.00	(2,549.00)
01 2212 810 008	INST & CURR DEV - DUES & FEES BSMS	4,000.00	0.00	962.00	24.05	3,038.00	0.00	3,038.00
01 2212 890 000	INST & CURR DEV - OTHER MISC DIST	500.00	0.00	0.00	0.00	500.00	0.00	500.00
01 2212 890 001	INST & CURR DEV - OTHER MISC HS	500.00	0.00	0.00	0.00	500.00	0.00	500.00
01 2212 890 002	INST & CURR DEV - OTHER MISC BE	500.00	0.00	0.00	0.00	500.00	0.00	500.00
01 2212 890 003	INST & CURR DEV - OTHER MISC PC	500.00	0.00	0.00	0.00	500.00	0.00	500.00
01 2212 890 004	INST & CURR DEV - OTHER MISC HE	500.00	0.00	0.00	0.00	500.00	0.00	500.00
01 2212 890 005	INST & CURR DEV - OTHER MISC BMS	500.00	0.00	0.00	0.00	500.00	0.00	500.00
01 2212 890 006	INST & CURR DEV - OTHER MISC AP	500.00	0.00	0.00	0.00	500.00	0.00	500.00
01 2212 890 007	INST & CURR DEV - OTHER MISC SE	500.00	0.00	0.00	0.00	500.00	0.00	500.00
01 2212 890 008	INST & CURR DEV - OTHER MISC BSMS	500.00	0.00	0.00	0.00	500.00	0.00	500.00
2212	INST STAFF TRNG AND CURR DEV	506,531.00	10,064.19	134,801.45	27.68	371,729.55	5,428.21	366,301.34
2213	INSTRUCTIONAL STAFF TRAINING							
01 2213 111 000	INST STAFF TRNG - SALARIES PROF STAFF DIST	86,161.00	7,180.10	43,080.60	50.00	43,080.40	0.00	43,080.40
01 2213 151 000	INST STAFF TRNG - ADD'L COMP PROF STAFF	224.00	18.67	112.02	50.01	111.98	0.00	111.98
01 2213 211 000	INST STAFF TRNG - GROUP INS TEACHERS/PROF	9,587.00	798.85	4,793.10	50.00	4,793.90	0.00	4,793.90
01 2213 221 000	INST STAFF TRNG - SOC SEC TEACHERS/PROF	6,608.00	550.21	3,301.28	49.96	3,306.72	0.00	3,306.72
01 2213 231 000	INST STAFF TRNG - RETIREMENT TEACHERS/PROF	6,333.00	527.74	3,166.44	50.00	3,166.56	0.00	3,166.56
01 2213 237 000	INST STAFF TRNG - INCR RET CONTR	2,178.00	181.50	1,089.00	50.00	1,089.00	0.00	1,089.00
01 2213 251 000	INST STAFF TRNG - TUITION REIMB TCHRS DIST	2,000.00	0.00	500.00	25.00	1,500.00	0.00	1,500.00
01 2213 251 001	INST STAFF TRNG - TUITION REIMB TCHRS HS	3,000.00	0.00	500.00	16.67	2,500.00	0.00	2,500.00
01 2213 251 002	INST STAFF TRNG - TUITION REIMB TCHRS BE	3,000.00	0.00	500.00	16.67	2,500.00	0.00	2,500.00
01 2213 251 003	INST STAFF TRNG - TUITION REIMB TCHRS PC	3,000.00	0.00	0.00	0.00	3,000.00	0.00	3,000.00
01 2213 251 004	INST STAFF TRNG - TUITION REIMB TCHRS HE	3,000.00	0.00	356.40	11.88	2,643.60	0.00	2,643.60
01 2213 251 005	INST STAFF TRNG - TUITION REIMB TCHRS BMS	3,000.00	356.40	856.40	28.55	2,143.60	0.00	2,143.60
01 2213 251 006	INST STAFF TRNG - TUITION REIMB TCHRS AP	3,000.00	232.65	232.65	7.76	2,767.35	0.00	2,767.35
01 2213 251 007	INST STAFF TRNG - TUITION REIMB TCHRS SE	3,000.00	500.00	500.00	16.67	2,500.00	0.00	2,500.00
01 2213 251 008	INST STAFF TRNG - TUITION REIMB TCHRS BSMS	3,000.00	0.00	500.00	16.67	2,500.00	0.00	2,500.00
01 2213 281 000	INST STAFF TRNG - HEALTH BEN TEACHERS	0.00	0.00	0.00	0.00	0.00	0.00	0.00
2213	INSTRUCTIONAL STAFF TRAINING	137,091.00	10,346.12	59,487.89	43.39	77,603.11	0.00	77,603.11
2220	SCHOOL LIBRARY SERVICES							
01 2220 111 001	LIBRARY - SALARIES TEACHERS HS	75,580.00	6,298.50	37,791.00	50.00	37,789.00	0.00	37,789.00
01 2220 111 002	LIBRARY - SALARIES TEACHERS BE	67,296.00	4,954.61	31,034.36	46.12	36,261.64	0.00	36,261.64
01 2220 111 003	LIBRARY - SALARIES TEACHERS PC	77,435.00	6,452.88	38,717.28	50.00	38,717.72	0.00	38,717.72
01 2220 111 004	LIBRARY - SALARIES TEACHERS HE	62,244.00	5,187.00	31,122.00	50.00	31,122.00	0.00	31,122.00
01 2220 111 005	LIBRARY - SALARIES TEACHERS BMS	33,530.00	2,794.19	16,889.76	50.37	16,640.24	0.00	16,640.24
01 2220 111 006	LIBRARY - SALARIES TEACHERS AP	65,949.00	5,495.75	32,974.50	50.00	32,974.50	0.00	32,974.50
01 2220 111 007	LIBRARY - SALARIES TEACHERS SE	62,244.00	5,187.00	31,122.00	50.00	31,122.00	0.00	31,122.00
01 2220 111 008	LIBRARY - SALARIES TEACHERS BSMS	33,530.00	2,794.19	16,889.76	50.37	16,640.24	0.00	16,640.24
01 2220 112 002	LIBRARY - SALARIES INSTR AIDES BE	20,076.00	1,451.84	6,949.41	34.62	13,126.59	0.00	13,126.59
01 2220 112 003	LIBRARY - SALARIES INSTR AIDES PC	18,696.00	877.99	8,440.77	45.15	10,255.23	0.00	10,255.23
01 2220 112 004	LIBRARY - SALARIES INSTR AIDES HE	18,696.00	1,890.53	9,964.73	53.30	8,731.27	0.00	8,731.27
01 2220 112 005	LIBRARY - SALARIES INSTR AIDES BMS	0.00	904.66	5,233.95	0.00	(5,233.95)	0.00	(5,233.95)
01 2220 112 006	LIBRARY - SALARIES INSTR AIDES AP	19,669.00	1,686.51	9,827.08	49.96	9,841.92	0.00	9,841.92
01 2220 112 007	LIBRARY - SALARIES INSTR AIDES SE	20,076.00	2,044.62	11,335.19	56.46	8,740.81	0.00	8,740.81
01 2220 112 008	LIBRARY - SALARIES INSTR AIDES BSMS	0.00	904.65	5,233.83	0.00	(5,233.83)	0.00	(5,233.83)
01 2220 122 001	LIBRARY - SUB AIDES HS	0.00	0.00	0.00	0.00	0.00	0.00	0.00
01 2220 122 002	LIBRARY - SUB AIDES BE	500.00	0.00	0.00	0.00	500.00	0.00	500.00
01 2220 122 003	LIBRARY - SUB AIDES PC	500.00	302.82	302.82	60.56	197.18	0.00	197.18
01 2220 122 004	LIBRARY - SUB AIDES HE	500.00	0.00	0.00	0.00	500.00	0.00	500.00

Account Number	Account Description	Revised Budget	Expended During Month	Expenditures to Date	% of Budget	Balance at EOM	P/ O Outstanding	Unencumbered Balance
01 2220 122 005	LIBRARY - SUB AIDES BMS	0.00	0.00	0.00	0.00	0.00	0.00	0.00
01 2220 122 006	LIBRARY - SUB AIDES AP	500.00	0.00	0.00	0.00	500.00	0.00	500.00
01 2220 122 007	LIBRARY - SUB AIDES SE	500.00	0.00	0.00	0.00	500.00	0.00	500.00
01 2220 123 001	LIBRARY - SUB TEACHERS HS	2,500.00	165.00	742.50	29.70	1,757.50	0.00	1,757.50
01 2220 123 002	LIBRARY - SUB TEACHERS BE	3,500.00	165.00	495.00	14.14	3,005.00	0.00	3,005.00
01 2220 123 003	LIBRARY - SUB TEACHERS PC	3,500.00	148.39	1,633.39	46.67	1,866.61	0.00	1,866.61
01 2220 123 004	LIBRARY - SUB TEACHERS HE	3,500.00	0.00	165.00	4.71	3,335.00	0.00	3,335.00
01 2220 123 005	LIBRARY - SUB TEACHERS BMS	2,500.00	412.50	1,650.00	66.00	850.00	0.00	850.00
01 2220 123 006	LIBRARY - SUB TEACHERS AP	3,500.00	1,320.00	2,145.00	61.29	1,355.00	0.00	1,355.00
01 2220 123 007	LIBRARY - SUB TEACHERS SE	3,500.00	82.50	495.00	14.14	3,005.00	0.00	3,005.00
01 2220 123 008	LIBRARY - SUB TEACHERS BSMS	2,500.00	0.00	0.00	0.00	2,500.00	0.00	2,500.00
01 2220 151 001	LIBRARY - ADD'L COMP TEACHERS HS	197.00	16.38	98.28	49.89	98.72	0.00	98.72
01 2220 151 002	LIBRARY - ADD'L COMP TEACHERS BE	175.00	12.88	80.68	46.10	94.32	0.00	94.32
01 2220 151 003	LIBRARY - ADD'L COMP TEACHERS PC	201.00	16.78	100.68	50.09	100.32	0.00	100.32
01 2220 151 004	LIBRARY - ADD'L COMP TEACHERS HE	162.00	18.35	110.10	67.96	51.90	0.00	51.90
01 2220 151 005	LIBRARY - ADD'L COMP TEACHERS BMS	87.00	7.26	43.56	50.07	43.44	0.00	43.44
01 2220 151 006	LIBRARY - ADD'L COMP TEACHERS AP	171.00	19.00	114.00	66.67	57.00	0.00	57.00
01 2220 151 007	LIBRARY - ADD'L COMP TEACHERS SE	440.00	13.49	80.94	18.40	359.06	0.00	359.06
01 2220 151 008	LIBRARY - ADD'L COMP TEACHERS BSMS	87.00	0.00	0.00	0.00	87.00	0.00	87.00
01 2220 152 002	LIBRARY - ADD'L COMP AIDES BE	52.00	0.00	0.00	0.00	52.00	0.00	52.00
01 2220 152 003	LIBRARY - ADD'L COMP AIDES PC	50.00	0.00	24.30	48.60	25.70	0.00	25.70
01 2220 152 004	LIBRARY - ADD'L COMP AIDES HE	50.00	0.00	0.00	0.00	50.00	0.00	50.00
01 2220 152 006	LIBRARY - ADD'L COMP AIDES AP	50.00	0.00	0.00	0.00	50.00	0.00	50.00
01 2220 152 007	LIBRARY - ADD'L COMP AIDES SE	52.00	5.22	31.32	60.23	20.68	0.00	20.68
01 2220 211 001	LIBRARY - GROUP INS TEACHERS HS	25,651.00	2,137.49	12,824.94	50.00	12,826.06	0.00	12,826.06
01 2220 211 002	LIBRARY - GROUP INS TEACHERS BE	25,651.00	2,137.49	12,824.94	50.00	12,826.06	0.00	12,826.06
01 2220 211 003	LIBRARY - GROUP INS TEACHERS PC	8,336.00	694.59	4,167.54	49.99	4,168.46	0.00	4,168.46
01 2220 211 004	LIBRARY - GROUP INS TEACHERS HE	25,651.00	2,137.49	2,163.49	8.43	23,487.51	0.00	23,487.51
01 2220 211 005	LIBRARY - GROUP INS TEACHERS BMS	32.00	2.60	15.96	49.88	16.04	0.00	16.04
01 2220 211 006	LIBRARY - GROUP INS TEACHERS AP	25,651.00	2,137.49	12,824.94	50.00	12,826.06	0.00	12,826.06
01 2220 211 007	LIBRARY - GROUP INS TEACHERS SE	22,124.00	1,843.59	11,061.54	50.00	11,062.46	0.00	11,062.46
01 2220 211 008	LIBRARY - GROUP INS TEACHERS BSMS	32.00	2.60	15.96	49.88	16.04	0.00	16.04
01 2220 212 002	LIBRARY - GROUP INS AIDES BE	63.00	5.20	17.90	28.41	45.10	0.00	45.10
01 2220 212 003	LIBRARY - GROUP INS AIDES PC	63.00	5.20	31.20	49.52	31.80	0.00	31.80
01 2220 212 004	LIBRARY - GROUP INS AIDES HE	63.00	5.20	31.20	49.52	31.80	0.00	31.80
01 2220 212 005	LIBRARY - GROUP INS AIDES BMS	0.00	2.60	15.25	0.00	(15.25)	0.00	(15.25)
01 2220 212 006	LIBRARY - GROUP INS AIDES AP	63.00	5.20	31.20	49.52	31.80	0.00	31.80
01 2220 212 007	LIBRARY - GROUP INS AIDES SE	63.00	5.20	28.90	45.87	34.10	0.00	34.10
01 2220 212 008	LIBRARY - GROUP INS AIDES BSMS	0.00	2.60	15.23	0.00	(15.23)	0.00	(15.23)
01 2220 221 001	LIBRARY - SOC SEC TEACHERS HS	5,797.00	472.01	2,832.08	48.85	2,964.92	0.00	2,964.92
01 2220 221 002	LIBRARY - SOC SEC TEACHERS BE	5,162.00	367.92	2,307.69	44.71	2,854.31	0.00	2,854.31
01 2220 221 003	LIBRARY - SOC SEC TEACHERS PC	6,035.00	475.32	2,851.89	47.26	3,183.11	0.00	3,183.11
01 2220 221 004	LIBRARY - SOC SEC TEACHERS HE	4,774.00	392.53	2,565.30	53.73	2,208.70	0.00	2,208.70
01 2220 221 005	LIBRARY - SOC SEC TEACHERS BMS	2,790.00	232.48	1,404.41	50.34	1,385.59	0.00	1,385.59
01 2220 221 006	LIBRARY - SOC SEC TEACHERS AP	5,058.00	412.33	2,473.99	48.91	2,584.01	0.00	2,584.01
01 2220 221 007	LIBRARY - SOC SEC TEACHERS SE	5,065.00	388.82	2,332.90	46.06	2,732.10	0.00	2,732.10
01 2220 221 008	LIBRARY - SOC SEC TEACHERS BSMS	2,790.00	232.48	1,404.46	50.34	1,385.54	0.00	1,385.54
01 2220 222 002	LIBRARY - SOC SEC AIDES BE	1,578.00	111.06	531.63	33.69	1,046.37	0.00	1,046.37
01 2220 222 003	LIBRARY - SOC SEC AIDES PC	1,472.00	90.32	670.73	45.57	801.27	0.00	801.27
01 2220 222 004	LIBRARY - SOC SEC AIDES HE	1,472.00	144.62	762.29	51.79	709.71	0.00	709.71
01 2220 222 005	LIBRARY - SOC SEC AIDES BMS	0.00	69.20	400.34	0.00	(400.34)	0.00	(400.34)
01 2220 222 006	LIBRARY - SOC SEC AIDES AP	1,547.00	129.02	751.77	48.60	795.23	0.00	795.23
01 2220 222 007	LIBRARY - SOC SEC AIDES SE	1,578.00	156.81	869.55	55.10	708.45	0.00	708.45
01 2220 222 008	LIBRARY - SOC SEC AIDES BSMS	0.00	69.21	400.38	0.00	(400.38)	0.00	(400.38)
01 2220 223 001	LIBRARY - SOC SEC SUB TEACHERS HS	191.00	12.62	56.80	29.74	134.20	0.00	134.20

Account Number	Account Description	Revised Budget	Expended During Month	Expenditures to Date	% of Budget	Balance at EOM	P/ O Outstanding	Unencumbered Balance
01 2220 223 002	LIBRARY - SOC SEC SUB TEACHERS BE	268.00	12.63	37.88	14.13	230.12	0.00	230.12
01 2220 223 003	LIBRARY - SOC SEC SUB TEACHERS PC	268.00	11.35	124.96	46.63	143.04	0.00	143.04
01 2220 223 004	LIBRARY - SOC SEC SUB TEACHERS HE	268.00	0.00	12.62	4.71	255.38	0.00	255.38
01 2220 223 005	LIBRARY - SOC SEC SUB TEACHERS BMS	191.00	31.56	126.24	66.09	64.76	0.00	64.76
01 2220 223 006	LIBRARY - SOC SEC SUB TEACHERS AP	268.00	100.96	164.09	61.23	103.91	0.00	103.91
01 2220 223 007	LIBRARY - SOC SEC SUB TEACHERS SE	268.00	6.32	37.91	14.15	230.09	0.00	230.09
01 2220 223 008	LIBRARY - SOC SEC SUB TEACHERS BSMS	191.00	0.00	0.00	0.00	191.00	0.00	191.00
01 2220 231 001	LIBRARY - RETIREMENT TEACHERS HS	5,570.00	462.94	2,777.64	49.87	2,792.36	0.00	2,792.36
01 2220 231 002	LIBRARY - RETIREMENT TEACHERS BE	4,959.00	364.16	2,281.03	46.00	2,677.97	0.00	2,677.97
01 2220 231 003	LIBRARY - RETIREMENT TEACHERS PC	5,706.00	474.28	2,845.70	49.87	2,860.30	0.00	2,860.30
01 2220 231 004	LIBRARY - RETIREMENT TEACHERS HE	4,587.00	381.24	2,287.47	49.87	2,299.53	0.00	2,299.53
01 2220 231 005	LIBRARY - RETIREMENT TEACHERS BMS	2,471.00	205.37	1,241.37	50.24	1,229.63	0.00	1,229.63
01 2220 231 006	LIBRARY - RETIREMENT TEACHERS AP	4,860.00	403.94	2,423.61	49.87	2,436.39	0.00	2,436.39
01 2220 231 007	LIBRARY - RETIREMENT TEACHERS SE	4,607.00	381.24	2,287.46	49.65	2,319.54	0.00	2,319.54
01 2220 231 008	LIBRARY - RETIREMENT TEACHERS BSMS	2,471.00	205.37	1,241.41	50.24	1,229.59	0.00	1,229.59
01 2220 232 002	LIBRARY - RETIREMENT AIDES BE	1,476.00	106.71	510.78	34.61	965.22	0.00	965.22
01 2220 232 003	LIBRARY - RETIREMENT AIDES PC	1,374.00	64.53	620.39	45.15	753.61	0.00	753.61
01 2220 232 004	LIBRARY - RETIREMENT AIDES HE	1,374.00	138.95	732.40	53.30	641.60	0.00	641.60
01 2220 232 005	LIBRARY - RETIREMENT AIDES BMS	0.00	66.32	383.64	0.00	(383.64)	0.00	(383.64)
01 2220 232 006	LIBRARY - RETIREMENT AIDES AP	1,446.00	123.96	722.29	49.95	723.71	0.00	723.71
01 2220 232 007	LIBRARY - RETIREMENT AIDES SE	1,476.00	150.28	833.13	56.45	642.87	0.00	642.87
01 2220 232 008	LIBRARY - RETIREMENT AIDES BSMS	0.00	66.32	383.67	0.00	(383.67)	0.00	(383.67)
01 2220 233 001	LIBRARY - RETIREMENT SUB TEACHERS HS	50.00	0.00	0.00	0.00	50.00	0.00	50.00
01 2220 233 002	LIBRARY - RETIREMENT SUB TEACHERS BE	50.00	0.00	0.00	0.00	50.00	0.00	50.00
01 2220 233 003	LIBRARY - RETIREMENT SUB TEACHERS PC	50.00	0.00	0.00	0.00	50.00	0.00	50.00
01 2220 233 004	LIBRARY - RETIREMENT SUB TEACHERS HE	50.00	0.00	0.00	0.00	50.00	0.00	50.00
01 2220 233 005	LIBRARY - RETIREMENT SUB TEACHERS BMS	50.00	0.00	0.00	0.00	50.00	0.00	50.00
01 2220 233 006	LIBRARY - RETIREMENT SUB TEACHERS AP	50.00	48.52	78.84	157.68	(28.84)	0.00	(28.84)
01 2220 233 007	LIBRARY - RETIREMENT SUB TEACHERS SE	50.00	0.00	0.00	0.00	50.00	0.00	50.00
01 2220 233 008	LIBRARY - RETIREMENT SUB TEACHERS BSMS	50.00	0.00	0.00	0.00	50.00	0.00	50.00
01 2220 237 001	LIBRARY - INCR RET CONTR HS	1,916.00	159.21	955.28	49.86	960.72	0.00	960.72
01 2220 237 002	LIBRARY - INCR RET CONTR BE	1,706.00	161.94	960.14	56.28	745.86	0.00	745.86
01 2220 237 003	LIBRARY - INCR RET CONTR PC	1,962.00	185.31	1,192.07	60.76	769.93	0.00	769.93
01 2220 237 004	LIBRARY - INCR RET CONTR HE	1,577.00	178.91	1,038.60	65.86	538.40	0.00	538.40
01 2220 237 005	LIBRARY - INCR RET CONTR BMS	850.00	93.44	558.85	65.75	291.15	0.00	291.15
01 2220 237 006	LIBRARY - INCR RET CONTR AP	1,671.00	198.23	1,109.06	66.37	561.94	0.00	561.94
01 2220 237 007	LIBRARY - INCR RET CONTR SE	1,585.00	182.80	1,073.24	67.71	511.76	0.00	511.76
01 2220 237 008	LIBRARY - INCR RET CONTR BSMS	850.00	93.44	558.91	65.75	291.09	0.00	291.09
01 2220 281 001	LIBRARY - HEALTH BEN TEACHERS HS	0.00	0.00	0.00	0.00	0.00	0.00	0.00
01 2220 281 002	LIBRARY - HEALTH BEN TEACHERS BE	0.00	0.00	0.00	0.00	0.00	0.00	0.00
01 2220 281 003	LIBRARY - HEALTH BEN TEACHERS PC	1,251.00	104.26	625.56	50.00	625.44	0.00	625.44
01 2220 281 004	LIBRARY - HEALTH BEN TEACHERS HE	0.00	0.00	2,375.00	0.00	(2,375.00)	0.00	(2,375.00)
01 2220 281 005	LIBRARY - HEALTH BEN TEACHERS BMS	2,850.00	237.50	1,425.00	50.00	1,425.00	0.00	1,425.00
01 2220 281 006	LIBRARY - HEALTH BEN TEACHERS AP	0.00	0.00	0.00	0.00	0.00	0.00	0.00
01 2220 281 007	LIBRARY - HEALTH BEN TEACHERS SE	3,527.00	293.90	1,763.40	50.00	1,763.60	0.00	1,763.60
01 2220 281 008	LIBRARY - HEALTH BEN TEACHERS BSMS	2,850.00	244.77	1,468.62	51.53	1,381.38	0.00	1,381.38
01 2220 340 001	LIBRARY - OTHER PROF SERVICES HS	300.00	0.00	0.00	0.00	300.00	0.00	300.00
01 2220 340 002	LIBRARY - OTHER PROF SERVICES BE	300.00	0.00	0.00	0.00	300.00	0.00	300.00
01 2220 340 003	LIBRARY - OTHER PROF SERVICES PC	300.00	0.00	3.99	1.33	296.01	0.00	296.01
01 2220 340 004	LIBRARY - OTHER PROF SERVICES HE	300.00	0.00	0.00	0.00	300.00	0.00	300.00
01 2220 340 005	LIBRARY - OTHER PROF SERVICES BMS	300.00	0.00	0.00	0.00	300.00	0.00	300.00
01 2220 340 006	LIBRARY - OTHER PROF SERVICES AP	300.00	0.00	0.00	0.00	300.00	0.00	300.00
01 2220 340 007	LIBRARY - OTHER PROF SERVICES SE	300.00	0.00	0.00	0.00	300.00	0.00	300.00
01 2220 340 008	LIBRARY - OTHER PROF SERVICES BSMS	300.00	0.00	0.00	0.00	300.00	0.00	300.00
01 2220 350 001	LIBRARY - TECH SERVICES HS	300.00	0.00	0.00	0.00	300.00	0.00	300.00

Account Number	Account Description	Revised Budget	Expended During Month	Expenditures to Date	% of Budget	Balance at EOM	P/ O Outstanding	Unencumbered Balance
01 2220 350 002	LIBRARY - TECH SERVICES BE	300.00	0.00	0.00	0.00	300.00	0.00	300.00
01 2220 350 003	LIBRARY - TECH SERVICES PC	300.00	0.00	0.00	0.00	300.00	0.00	300.00
01 2220 350 004	LIBRARY - TECH SERVICES HE	300.00	0.00	0.00	0.00	300.00	0.00	300.00
01 2220 350 005	LIBRARY - TECH SERVICES BMS	300.00	0.00	0.00	0.00	300.00	0.00	300.00
01 2220 350 006	LIBRARY - TECH SERVICES AP	300.00	0.00	0.00	0.00	300.00	0.00	300.00
01 2220 350 007	LIBRARY - TECH SERVICES SE	300.00	0.00	0.00	0.00	300.00	0.00	300.00
01 2220 350 008	LIBRARY - TECH SERVICES BSMS	300.00	0.00	0.00	0.00	300.00	0.00	300.00
01 2220 580 001	LIBRARY - TRAVEL & MILEAGE HS	100.00	0.00	0.00	0.00	100.00	0.00	100.00
01 2220 580 002	LIBRARY - TRAVEL & MILEAGE BE	100.00	0.00	0.00	0.00	100.00	0.00	100.00
01 2220 580 003	LIBRARY - TRAVEL & MILEAGE PC	100.00	0.00	0.00	0.00	100.00	0.00	100.00
01 2220 580 004	LIBRARY - TRAVEL & MILEAGE HE	100.00	0.00	0.00	0.00	100.00	0.00	100.00
01 2220 580 005	LIBRARY - TRAVEL & MILEAGE BMS	100.00	0.00	0.00	0.00	100.00	0.00	100.00
01 2220 580 006	LIBRARY - TRAVEL & MILEAGE AP	100.00	0.00	0.00	0.00	100.00	0.00	100.00
01 2220 580 007	LIBRARY - TRAVEL & MILEAGE SE	100.00	0.00	0.00	0.00	100.00	0.00	100.00
01 2220 580 008	LIBRARY - TRAVEL & MILEAGE BSMS	100.00	0.00	0.00	0.00	100.00	0.00	100.00
01 2220 610 001	LIBRARY - SUPPLIES HS	300.00	0.00	0.00	0.00	300.00	0.00	300.00
01 2220 610 002	LIBRARY - SUPPLIES BE	300.00	272.62	676.65	230.21	(376.65)	13.97	(390.62)
01 2220 610 003	LIBRARY - SUPPLIES PC	300.00	0.00	318.63	106.21	(18.63)	0.00	(18.63)
01 2220 610 004	LIBRARY - SUPPLIES HE	300.00	149.20	284.53	94.84	15.47	0.00	15.47
01 2220 610 005	LIBRARY - SUPPLIES BMS	300.00	0.00	203.75	67.92	96.25	55.35	40.90
01 2220 610 006	LIBRARY - SUPPLIES AP	300.00	0.00	419.12	139.71	(119.12)	0.00	(119.12)
01 2220 610 007	LIBRARY - SUPPLIES SE	300.00	230.59	1,593.94	531.31	(1,293.94)	0.00	(1,293.94)
01 2220 610 008	LIBRARY - SUPPLIES BSMS	300.00	0.00	1,195.02	443.04	(895.02)	134.09	(1,029.11)
01 2220 640 001	LIBRARY - BOOKS & PER HS	5,525.00	120.57	724.61	24.96	4,800.39	654.42	4,145.97
01 2220 640 002	LIBRARY - BOOKS & PER BE	6,150.00	29.97	3,151.62	53.10	2,998.38	113.84	2,884.54
01 2220 640 003	LIBRARY - BOOKS & PER PC	6,150.00	182.35	3,678.93	62.35	2,471.07	155.84	2,315.23
01 2220 640 004	LIBRARY - BOOKS & PER HE	6,150.00	0.00	30.00	0.49	6,120.00	0.00	6,120.00
01 2220 640 005	LIBRARY - BOOKS & PER BMS	6,525.00	185.57	2,464.47	58.50	4,060.53	1,352.73	2,707.80
01 2220 640 006	LIBRARY - BOOKS & PER AP	6,525.00	0.00	3,511.82	71.34	3,013.18	1,143.36	1,869.82
01 2220 640 007	LIBRARY - BOOKS & PER SE	6,150.00	2,979.00	5,663.81	106.10	486.19	861.64	(375.45)
01 2220 640 008	LIBRARY - BOOKS & PER BSMS	6,150.00	462.89	968.01	22.98	5,181.99	445.35	4,736.64
01 2220 650 001	LIBRARY - SUPPLIES TECH-REL HS	250.00	0.00	80.00	32.00	170.00	0.00	170.00
01 2220 650 002	LIBRARY - SUPPLIES TECH-REL BE	250.00	0.00	240.00	96.00	10.00	0.00	10.00
01 2220 650 003	LIBRARY - SUPPLIES TECH-REL PC	250.00	120.00	120.00	48.00	130.00	0.00	130.00
01 2220 650 004	LIBRARY - SUPPLIES TECH-REL HE	250.00	0.00	0.00	0.00	250.00	0.00	250.00
01 2220 650 005	LIBRARY - SUPPLIES TECH-REL BMS	250.00	0.00	0.00	0.00	250.00	0.00	250.00
01 2220 650 006	LIBRARY - SUPPLIES TECH-REL AP	250.00	0.00	0.00	0.00	250.00	0.00	250.00
01 2220 650 007	LIBRARY - SUPPLIES TECH-REL SE	250.00	0.00	98.55	39.42	151.45	0.00	151.45
01 2220 650 008	LIBRARY - SUPPLIES TECH-REL BSMS	250.00	0.00	296.61	118.64	(46.61)	0.00	(46.61)
01 2220 733 001	LIBRARY - FURN & EQUIP HS	500.00	0.00	0.00	0.00	500.00	0.00	500.00
01 2220 733 002	LIBRARY - FURN & EQUIP BE	500.00	0.00	0.00	0.00	500.00	0.00	500.00
01 2220 733 003	LIBRARY - FURN & EQUIP PC	500.00	0.00	0.00	0.00	500.00	0.00	500.00
01 2220 733 004	LIBRARY - FURN & EQUIP HE	500.00	0.00	0.00	0.00	500.00	0.00	500.00
01 2220 733 005	LIBRARY - FURN & EQUIP BMS	500.00	0.00	399.99	80.00	100.01	0.00	100.01
01 2220 733 006	LIBRARY - FURN & EQUIP AP	500.00	0.00	0.00	0.00	500.00	0.00	500.00
01 2220 733 007	LIBRARY - FURN & EQUIP SE	500.00	0.00	799.16	159.83	(299.16)	0.00	(299.16)
01 2220 733 008	LIBRARY - FURN & EQUIP BSMS	500.00	0.00	(5,700.50)	(1,140.10)	6,200.50	0.00	6,200.50
01 2220 734 001	LIBRARY - HARDWARE HS	0.00	0.00	0.00	0.00	0.00	0.00	0.00
01 2220 734 002	LIBRARY - HARDWARE BE	0.00	0.00	0.00	0.00	0.00	0.00	0.00
01 2220 734 003	LIBRARY - HARDWARE PC	0.00	0.00	348.74	0.00	(348.74)	0.00	(348.74)
01 2220 734 004	LIBRARY - HARDWARE HE	0.00	0.00	0.00	0.00	0.00	0.00	0.00
01 2220 734 005	LIBRARY - HARDWARE BMS	0.00	0.00	0.00	0.00	0.00	0.00	0.00
01 2220 734 006	LIBRARY - HARDWARE AP	0.00	0.00	0.00	0.00	0.00	0.00	0.00
01 2220 734 007	LIBRARY - HARDWARE SE	0.00	0.00	770.00	0.00	(770.00)	0.00	(770.00)
01 2220 734 008	LIBRARY - HARDWARE BSMS	0.00	0.00	770.00	0.00	(770.00)	0.00	(770.00)



Regular; Processing Month 02/2023

Account Number	Account Description	Revised Budget	Expended During Month	Expenditures to Date	% of Budget	Balance at EOM	P/ O Outstanding	Unencumbered Balance
2240	STUDENT ASSESSMENT	0.00	0.00	0.00	0.00	0.00	0.00	0.00
2310	BOARD OF EDUCATION							
01 2310 314 000	BOARD OF ED - LOBBYIST FEES	0.00	0.00	0.00	0.00	0.00	0.00	0.00
01 2310 340 000	BOARD OF ED - OTHER PROF SERVICES	500.00	0.00	10,750.00	2,150.00	(10,250.00)	0.00	(10,250.00)
01 2310 521 000	BOARD OF ED - FIDELITY BOND PREMIUMS	100.00	0.00	0.00	0.00	100.00	0.00	100.00
01 2310 540 000	BOARD OF ED - ADVERTISING	5,500.00	381.25	2,442.96	44.42	3,057.04	0.00	3,057.04
01 2310 580 000	BOARD OF ED - TRAVEL & MILEAGE	500.00	0.00	0.00	0.00	500.00	0.00	500.00
01 2310 610 000	BOARD OF ED - SUPPLIES	750.00	0.00	1,311.46	174.86	(561.46)	0.00	(561.46)
01 2310 733 000	BOARD OF ED - FURN & EQUIP	750.00	0.00	0.00	0.00	750.00	0.00	750.00
01 2310 735 000	BOARD OF ED - SOFTWARE	12,000.00	0.00	6,230.00	51.92	5,770.00	0.00	5,770.00
01 2310 810 000	BOARD OF ED - DUES & FEES	55,000.00	8,877.00	15,149.88	27.55	39,850.12	0.00	39,850.12
01 2310 890 000	BOARD OF ED - OTHER MISC	6,000.00	0.00	0.00	0.00	6,000.00	0.00	6,000.00
2310	BOARD OF EDUCATION	81,100.00	9,258.25	35,884.30	44.25	45,215.70	0.00	45,215.70
2320	EXECUTIVE ADMINISTRATION							
01 2320 105 000	EXEC ADMIN - SALARY OF SUPERINTENDENT	216,050.00	17,875.00	107,250.00	49.64	108,800.00	0.00	108,800.00
01 2320 110 000	EXEC ADMIN - SALARIES NON-INSTR	56,472.00	4,777.04	28,216.71	49.97	28,255.29	0.00	28,255.29
01 2320 111 000	EXEC ADMIN - PROF STAFF SALARIES	295,000.00	12,083.33	72,499.98	24.58	222,500.02	0.00	222,500.02
01 2320 130 000	EXEC ADMIN - OT SALARIES NON-INSTR	2,500.00	266.75	911.16	36.45	1,588.84	0.00	1,588.84
01 2320 150 000	EXEC ADMIN - ADD'L COMP NON-INSTR	147.00	12.24	73.44	49.96	73.56	0.00	73.56
01 2320 151 000	EXEC ADMIN - ADD'L COMP PROF STAFF	767.00	63.92	383.52	50.00	383.48	0.00	383.48
01 2320 155 000	EXEC ADM - ADD'L COMP SUPT.	562.00	46.48	278.88	49.62	283.12	0.00	283.12
01 2320 210 000	EXEC ADMIN - GROUP INS NON-INSTR	63.00	5.20	31.20	49.52	31.80	0.00	31.80
01 2320 211 000	EXEC ADMIN - GROUP INS PROF STAFF	38,794.00	1,843.59	11,061.54	28.51	27,732.46	0.00	27,732.46
01 2320 215 000	EXEC ADMIN - GROUP INS SUPERINTENDENT	27,375.00	2,289.92	13,739.52	50.19	13,635.48	0.00	13,635.48
01 2320 220 000	EXEC ADMIN - SOC SEC NON-INSTR	4,959.00	422.63	2,448.96	49.38	2,510.04	0.00	2,510.04
01 2320 221 000	EXEC ADMIN - SOC SEC PROF STAFF	23,097.00	895.69	5,374.10	23.27	17,722.90	0.00	17,722.90
01 2320 225 000	EXEC ADMIN - SOC SEC SUPERINTENDENT	16,571.00	1,369.53	4,217.32	25.45	12,353.68	0.00	12,353.68
01 2320 230 000	EXEC ADMIN - RETIREMENT NON-INSTR	4,334.00	370.72	2,140.90	49.40	2,193.10	0.00	2,193.10
01 2320 231 000	EXEC ADMIN - RETIREMENT PROF STAFF	21,739.00	888.12	5,328.72	24.51	16,410.28	0.00	16,410.28
01 2320 235 000	EXEC ADMIN - RETIREMENT SUPERINTENDENT	15,880.00	1,313.81	7,882.86	49.64	7,997.14	0.00	7,997.14
01 2320 237 000	EXEC ADMIN - INCR RET CONTR	14,428.00	884.78	5,279.97	36.60	9,148.03	0.00	9,148.03
01 2320 280 000	EXEC ADMIN - HEALTH BEN NON-INSTR	5,700.00	475.00	2,850.00	50.00	2,850.00	0.00	2,850.00
01 2320 281 000	EXEC ADMIN - HEALTH BENEFITS PROF STAFF	6,153.00	293.90	1,763.40	28.66	4,389.60	0.00	4,389.60
01 2320 580 000	EXEC ADMIN - TRAVEL & MILEAGE	7,500.00	458.92	3,823.28	62.04	3,676.72	829.98	2,846.74
01 2320 610 000	EXEC ADMIN - SUPPLIES	1,000.00	0.00	529.72	52.97	470.28	0.00	470.28
01 2320 734 000	EXEC ADMIN - HARDWARE	1,000.00	0.00	0.00	0.00	1,000.00	0.00	1,000.00
01 2320 810 000	EXEC ADMIN - DUES & FEES	7,500.00	147.00	3,575.00	49.67	3,925.00	150.00	3,775.00
01 2320 890 000	EXEC ADMIN - OTHER MISC	3,000.00	0.00	0.00	0.00	3,000.00	0.00	3,000.00
2320	EXECUTIVE ADMINISTRATION	770,591.00	46,783.57	279,660.18	36.42	490,930.82	979.98	489,950.84
2330	DISTRICT LEGAL SERVICES							
01 2330 314 000	DIST LEGAL SERVICES - LOBBYIST FEES	25,000.00	6,950.00	13,200.00	52.80	11,800.00	0.00	11,800.00
01 2330 317 000	DISTRICT LEGAL SERVICES	60,000.00	21,482.14	74,825.94	124.71	(14,825.94)	0.00	(14,825.94)
2330	DISTRICT LEGAL SERVICES	85,000.00	28,432.14	88,025.94	103.56	(3,025.94)	0.00	(3,025.94)
2410	OFFICE OF THE PRINCIPAL							
01 2410 110 001	OFF/PRINCIPAL - SALARIES NON-INSTR HS	97,080.00	8,600.70	53,369.09	54.97	43,710.91	0.00	43,710.91
01 2410 110 002	OFF/PRINCIPAL - SALARIES NON-INSTR BE	28,224.00	2,513.62	15,572.60	55.18	12,651.40	0.00	12,651.40
01 2410 110 003	OFF/PRINCIPAL - SALARIES NON-INSTR PC	30,744.00	7,775.98	26,596.89	86.51	4,147.11	0.00	4,147.11
01 2410 110 004	OFF/PRINCIPAL - SALARIES NON-INSTR HE	29,064.00	9,666.74	30,442.62	104.74	(1,378.62)	0.00	(1,378.62)
01 2410 110 005	OFF/PRINCIPAL - SALARIES NON-INSTR BMS	55,024.00	5,233.31	32,997.51	59.97	22,026.49	0.00	22,026.49
01 2410 110 006	OFF/PRINCIPAL - SALARIES NON-INSTR AP	29,904.00	2,689.58	16,858.55	56.38	13,045.45	0.00	13,045.45
01 2410 110 007	OFF/PRINCIPAL - SALARIES NON-INSTR SE	34,440.00	3,074.18	19,402.13	56.34	15,037.87	0.00	15,037.87
01 2410 110 008	OFF/PRINCIPAL - SALARIES NON-INSTR BSMS	61,822.00	3,357.53	30,996.12	50.14	30,825.88	0.00	30,825.88
01 2410 111 001	OFF/PRINCIPAL - SALARIES PRINCIPAL HS	273,900.00	22,825.00	136,950.00	50.00	136,950.00	0.00	136,950.00
01 2410 111 002	OFF/PRINCIPAL - SALARIES PRINCIPAL BE	92,000.00	7,666.67	46,000.02	50.00	45,999.98	0.00	45,999.98

Regular; Processing Month 02/2023

Account Number	Account Description	Revised Budget	Expended During Month	Expenditures to Date	% of Budget	Balance at EOM	P/ O Outstanding	Unencumbered Balance
01 2410 111 003	OFF/PRINCIPAL - SALARIES PRINCIPAL PC	177,000.00	8,290.62	75,581.24	42.70	101,418.76	0.00	101,418.76
01 2410 111 004	OFF/PRINCIPAL - SALARIES PRINCIPAL HE	114,300.00	9,525.00	57,150.00	50.00	57,150.00	0.00	57,150.00
01 2410 111 005	OFF/PRINCIPAL - SALARIES PRINCIPAL BMS	159,988.00	15,331.77	91,990.62	57.50	67,997.38	0.00	67,997.38
01 2410 111 006	OFF/PRINCIPAL - SALARIES PRINCIPAL AP	114,900.00	9,575.00	57,450.00	50.00	57,450.00	0.00	57,450.00
01 2410 111 007	OFF/PRINCIPAL - SALARIES PRINCIPAL SE	99,050.00	8,254.17	49,525.02	50.00	49,524.98	0.00	49,524.98
01 2410 111 008	OFF/PRINCIPAL - SALARIES PRINCIPAL BSMS	166,500.00	13,875.00	83,554.77	50.18	82,945.23	0.00	82,945.23
01 2410 120 001	OFF/PRINCIPAL - SUBS NON-INSTR HS	0.00	0.00	0.00	0.00	0.00	0.00	0.00
01 2410 120 002	OFF/PRINCIPAL - SUBS NON-INSTR BE	0.00	125.93	125.93	0.00	(125.93)	0.00	(125.93)
01 2410 120 003	OFF/PRINCIPAL - SUBS NON-INSTR PC	0.00	239.21	239.21	0.00	(239.21)	0.00	(239.21)
01 2410 120 004	OFF/PRINCIPAL - SUBS NON-INSTR HE	0.00	135.41	135.41	0.00	(135.41)	0.00	(135.41)
01 2410 120 005	OFF/PRINCIPAL - SUBS NON-INSTR BMS	0.00	0.00	0.00	0.00	0.00	0.00	0.00
01 2410 120 006	OFF/PRINCIPAL - SUBS NON-INSTR AP	0.00	0.00	0.00	0.00	0.00	0.00	0.00
01 2410 120 007	OFF/PRINCIPAL - SUBS NON-INSTR SE	0.00	0.00	0.00	0.00	0.00	0.00	0.00
01 2410 120 008	OFF/PRINCIPAL - SUBS NON-INSTR BSMS	0.00	0.00	0.00	0.00	0.00	0.00	0.00
01 2410 130 001	OFF/PRINCIPAL - OT NON-INSTR HS	4,000.00	255.24	2,307.61	57.69	1,692.39	0.00	1,692.39
01 2410 130 002	OFF/PRINCIPAL - OT NON-INSTR BE	750.00	215.71	1,830.86	244.11	(1,080.86)	0.00	(1,080.86)
01 2410 130 003	OFF/PRINCIPAL - OT NON-INSTR PC	750.00	70.00	286.95	38.26	463.05	0.00	463.05
01 2410 130 004	OFF/PRINCIPAL - OT NON-INSTR HE	750.00	0.00	0.00	0.00	750.00	0.00	750.00
01 2410 130 005	OFF/PRINCIPAL - OT NON-INSTR BMS	4,000.00	109.43	1,456.46	36.41	2,543.54	0.00	2,543.54
01 2410 130 006	OFF/PRINCIPAL - OT NON-INSTR AP	750.00	100.28	838.55	111.81	(88.55)	0.00	(88.55)
01 2410 130 007	OFF/PRINCIPAL - OT NON-INSTR SE	5,000.00	76.88	1,936.13	38.72	3,063.87	0.00	3,063.87
01 2410 130 008	OFF/PRINCIPAL - OT NON-INSTR BSMS	4,000.00	295.51	2,125.57	53.14	1,874.43	0.00	1,874.43
01 2410 150 001	OFF/PRINCIPAL - ADD'L COMP NON-INSTR HS	252.00	21.04	126.24	50.10	125.76	0.00	125.76
01 2410 150 002	OFF/PRINCIPAL - ADD'L COMP NON-INSTR BE	68.00	6.12	36.72	54.00	31.28	0.00	31.28
01 2410 150 003	OFF/PRINCIPAL - ADD'L COMP NON-INSTR PC	80.00	22.82	72.28	90.35	7.72	0.00	7.72
01 2410 150 004	OFF/PRINCIPAL - ADD'L COMP NON-INSTR HE	76.00	6.30	37.80	49.74	38.20	0.00	38.20
01 2410 150 005	OFF/PRINCIPAL - ADD'L COMP NON-INSTR BMS	144.00	6.22	37.32	25.92	106.68	0.00	106.68
01 2410 150 006	OFF/PRINCIPAL - ADD'L COMP NON-INSTR AP	78.00	6.48	38.88	49.85	39.12	0.00	39.12
01 2410 150 007	OFF/PRINCIPAL - ADD'L COMP NON-INSTR SE	90.00	8.95	53.70	59.67	36.30	0.00	36.30
01 2410 150 008	OFF/PRINCIPAL - ADD'L COMP NON-INSTR BSMS	162.00	0.00	25.92	16.00	136.08	0.00	136.08
01 2410 151 001	OFF/PRINCIPAL - ADD'L COMP PRINCIPAL HS	713.00	59.34	356.04	49.94	356.96	0.00	356.96
01 2410 151 002	OFF/PRINCIPAL - ADD'L COMP PRINCIPAL BE	239.00	19.93	119.58	50.03	119.42	0.00	119.42
01 2410 151 003	OFF/PRINCIPAL - ADD'L COMP PRINCIPAL PC	460.00	20.58	194.56	42.30	265.44	0.00	265.44
01 2410 151 004	OFF/PRINCIPAL - ADD'L COMP PRINCIPAL HE	297.00	44.70	188.48	63.46	108.52	0.00	108.52
01 2410 151 005	OFF/PRINCIPAL - ADD'L COMP PRINCIPAL BMS	416.00	46.70	280.20	67.36	135.80	0.00	135.80
01 2410 151 006	OFF/PRINCIPAL - ADD'L COMP PRINCIPAL AP	299.00	24.90	149.40	49.97	149.60	0.00	149.60
01 2410 151 007	OFF/PRINCIPAL - ADD'L COMP PRINCIPAL SE	258.00	21.46	128.76	49.91	129.24	0.00	129.24
01 2410 151 008	OFF/PRINCIPAL - ADD'L COMP PRINCIPAL BSMS	434.00	42.26	253.56	58.42	180.44	0.00	180.44
01 2410 210 001	OFF/PRINCIPAL - GROUP INS NON-INSTR HS	189.00	15.60	93.60	49.52	95.40	0.00	95.40
01 2410 210 002	OFF/PRINCIPAL - GROUP INS NON-INSTR BE	63.00	5.20	31.20	49.52	31.80	0.00	31.80
01 2410 210 003	OFF/PRINCIPAL - GROUP INS NON-INSTR PC	63.00	1,470.49	2,961.78	4,701.24	(2,898.78)	0.00	(2,898.78)
01 2410 210 004	OFF/PRINCIPAL - GROUP INS NON-INSTR HE	63.00	1,758.47	3,537.74	5,615.46	(3,474.74)	0.00	(3,474.74)
01 2410 210 005	OFF/PRINCIPAL - GROUP INS NON-INSTR BMS	9,587.00	804.05	4,824.30	50.32	4,762.70	0.00	4,762.70
01 2410 210 006	OFF/PRINCIPAL - GROUP INS NON-INSTR AP	63.00	5.20	31.20	49.52	31.80	0.00	31.80
01 2410 210 007	OFF/PRINCIPAL - GROUP INS NON-INSTR SE	9,587.00	798.85	4,793.10	50.00	4,793.90	0.00	4,793.90
01 2410 210 008	OFF/PRINCIPAL - GROUP INS NON-INSTR BSMS	10,283.00	64.22	395.43	3.85	9,887.57	0.00	9,887.57
01 2410 211 001	OFF/PRINCIPAL - GROUP INS PRINCIPAL HS	51,682.00	4,012.68	24,076.08	46.59	27,605.92	0.00	27,605.92
01 2410 211 002	OFF/PRINCIPAL - GROUP INS PRINCIPAL BE	63.00	5.20	31.20	49.52	31.80	0.00	31.80
01 2410 211 003	OFF/PRINCIPAL - GROUP INS PRINCIPAL PC	51,302.00	2,227.81	20,379.94	39.73	30,922.06	0.00	30,922.06
01 2410 211 004	OFF/PRINCIPAL - GROUP INS PRINCIPAL HE	25,651.00	2,137.49	12,824.94	50.00	12,826.06	0.00	12,826.06
01 2410 211 005	OFF/PRINCIPAL - GROUP INS PRINCIPAL BMS	95.00	9.10	54.60	57.47	40.40	0.00	40.40
01 2410 211 006	OFF/PRINCIPAL - GROUP INS PRINCIPAL AP	25,651.00	2,137.49	12,824.94	50.00	12,826.06	0.00	12,826.06
01 2410 211 007	OFF/PRINCIPAL - GROUP INS PRINCIPAL SE	63.00	5.20	31.20	49.52	31.80	0.00	31.80
01 2410 211 008	OFF/PRINCIPAL - GROUP INS PRINCIPAL BSMS	38,508.00	2,912.34	17,479.68	45.39	21,028.32	0.00	21,028.32
01 2410 220 001	OFF/PRINCIPAL - SOC SEC NON-INSTR HS	8,899.00	762.74	4,770.89	53.61	4,128.11	0.00	4,128.11

Account Number	Account Description	Revised Budget	Expended During Month	Expenditures to Date	% of Budget	Balance at EOM	P/ O Outstanding	Unencumbered Balance
01 2410 220 002	OFF/PRINCIPAL - SOC SEC NON-INSTR BE	2,604.00	218.90	1,343.83	51.61	1,260.17	0.00	1,260.17
01 2410 220 003	OFF/PRINCIPAL - SOC SEC NON-INSTR PC	2,798.00	632.80	2,233.02	79.81	564.98	0.00	564.98
01 2410 220 004	OFF/PRINCIPAL - SOC SEC NON-INSTR HE	2,669.00	751.30	2,471.45	92.60	197.55	0.00	197.55
01 2410 220 005	OFF/PRINCIPAL - SOC SEC NON-INSTR BMS	4,909.00	476.92	3,044.96	62.03	1,864.04	0.00	1,864.04
01 2410 220 006	OFF/PRINCIPAL - SOC SEC NON-INSTR AP	2,733.00	245.80	1,548.07	56.64	1,184.93	0.00	1,184.93
01 2410 220 007	OFF/PRINCIPAL - SOC SEC NON-INSTR SE	0.00	241.74	1,636.50	0.00	(1,636.50)	0.00	(1,636.50)
01 2410 220 008	OFF/PRINCIPAL - SOC SEC NON-INSTR BSMS	5,431.00	302.01	2,799.08	51.54	2,631.92	0.00	2,631.92
01 2410 221 001	OFF/PRINCIPAL - SOC SEC PRINCIPAL HS	21,199.00	1,750.45	10,502.70	49.54	10,696.30	0.00	10,696.30
01 2410 221 002	OFF/PRINCIPAL - SOC SEC PRINCIPAL BE	7,492.00	639.66	3,837.96	51.23	3,654.04	0.00	3,654.04
01 2410 221 003	OFF/PRINCIPAL - SOC SEC PRINCIPAL PC	13,576.00	624.67	5,606.38	41.30	7,969.62	0.00	7,969.62
01 2410 221 004	OFF/PRINCIPAL - SOC SEC PRINCIPAL HE	8,767.00	722.54	4,329.12	49.38	4,437.88	0.00	4,437.88
01 2410 221 005	OFF/PRINCIPAL - SOC SEC PRINCIPAL BMS	12,925.00	1,192.94	7,157.64	55.38	5,767.36	0.00	5,767.36
01 2410 221 006	OFF/PRINCIPAL - SOC SEC PRINCIPAL AP	8,813.00	726.31	4,357.86	49.45	4,455.14	0.00	4,455.14
01 2410 221 007	OFF/PRINCIPAL - SOC SEC PRINCIPAL SE	8,033.00	637.55	3,825.30	47.62	4,207.70	0.00	4,207.70
01 2410 221 008	OFF/PRINCIPAL - SOC SEC PRINCIPAL BSMS	12,770.00	1,052.05	6,335.17	49.61	6,434.83	0.00	6,434.83
01 2410 230 001	OFF/PRINCIPAL - RETIREMENT NON-INSTR HS	7,429.00	650.92	4,092.27	55.09	3,336.73	0.00	3,336.73
01 2410 230 002	OFF/PRINCIPAL - RETIREMENT NON-INSTR BE	2,130.00	200.61	1,276.59	59.93	853.41	0.00	853.41
01 2410 230 003	OFF/PRINCIPAL - RETIREMENT NON-INSTR PC	2,315.00	576.68	1,975.97	85.36	339.03	0.00	339.03
01 2410 230 004	OFF/PRINCIPAL - RETIREMENT NON-INSTR HE	2,191.00	710.50	2,237.50	102.12	(46.50)	0.00	(46.50)
01 2410 230 005	OFF/PRINCIPAL - RETIREMENT NON-INSTR BMS	4,338.00	392.69	2,532.38	58.38	1,805.62	0.00	1,805.62
01 2410 230 006	OFF/PRINCIPAL - RETIREMENT NON-INSTR AP	2,253.00	205.05	1,300.73	57.73	952.27	0.00	952.27
01 2410 230 007	OFF/PRINCIPAL - RETIREMENT NON-INSTR SE	5,923.00	231.60	1,568.37	26.48	4,354.63	0.00	4,354.63
01 2410 230 008	OFF/PRINCIPAL - RETIREMENT NON-INSTR BSMS	4,838.00	268.50	2,434.46	50.32	2,403.54	0.00	2,403.54
01 2410 231 001	OFF/PRINCIPAL - RETIREMENT PRINCIPAL HS	20,132.00	1,677.64	10,065.84	50.00	10,066.16	0.00	10,066.16
01 2410 231 002	OFF/PRINCIPAL - RETIREMENT PRINCIPAL BE	6,762.00	563.50	3,381.00	50.00	3,381.00	0.00	3,381.00
01 2410 231 003	OFF/PRINCIPAL - RETIREMENT PRINCIPAL PC	13,010.00	609.37	5,555.26	42.70	7,454.74	0.00	7,454.74
01 2410 231 004	OFF/PRINCIPAL - RETIREMENT PRINCIPAL HE	8,401.00	700.09	4,200.54	50.00	4,200.46	0.00	4,200.46
01 2410 231 005	OFF/PRINCIPAL - RETIREMENT PRINCIPAL BMS	11,759.00	1,126.89	6,761.34	57.50	4,997.66	0.00	4,997.66
01 2410 231 006	OFF/PRINCIPAL - RETIREMENT PRINCIPAL AP	8,445.00	703.76	4,222.56	50.00	4,222.44	0.00	4,222.44
01 2410 231 007	OFF/PRINCIPAL - RETIREMENT PRINCIPAL SE	7,280.00	606.68	3,640.08	50.00	3,639.92	0.00	3,639.92
01 2410 231 008	OFF/PRINCIPAL - RETIREMENT PRINCIPAL BSMS	12,238.00	1,019.82	6,141.32	50.18	6,096.68	0.00	6,096.68
01 2410 237 001	OFF/PRINCIPAL - INCR RET CONTR HS	9,479.00	800.81	4,869.14	51.37	4,609.86	0.00	4,609.86
01 2410 237 002	OFF/PRINCIPAL - INCR RET CONTR BE	3,058.00	262.79	1,601.85	52.38	1,456.15	0.00	1,456.15
01 2410 237 003	OFF/PRINCIPAL - INCR RET CONTR PC	5,270.00	407.90	2,590.13	49.15	2,679.87	0.00	2,679.87
01 2410 237 004	OFF/PRINCIPAL - INCR RET CONTR HE	3,643.00	485.13	2,214.17	60.78	1,428.83	0.00	1,428.83
01 2410 237 005	OFF/PRINCIPAL - INCR RET CONTR BMS	5,536.00	522.62	3,196.31	57.74	2,339.69	0.00	2,339.69
01 2410 237 006	OFF/PRINCIPAL - INCR RET CONTR AP	3,679.00	312.56	1,899.59	51.63	1,779.41	0.00	1,779.41
01 2410 237 007	OFF/PRINCIPAL - INCR RET CONTR SE	3,501.00	288.30	1,791.28	51.16	1,709.72	0.00	1,709.72
01 2410 237 008	OFF/PRINCIPAL - INCR RET CONTR BSMS	5,873.00	443.09	2,949.41	50.22	2,923.59	0.00	2,923.59
01 2410 280 001	OFF/PRINCIPAL - HEALTH BEN NON-INSTR HS	15,000.00	1,250.01	7,500.06	50.00	7,499.94	0.00	7,499.94
01 2410 280 002	OFF/PRINCIPAL - HEALTH BEN NON-INSTR BE	5,000.00	0.00	0.00	0.00	5,000.00	0.00	5,000.00
01 2410 280 003	OFF/PRINCIPAL - HEALTH BEN NON-INSTR PC	5,000.00	650.26	2,967.20	59.34	2,032.80	0.00	2,032.80
01 2410 280 004	OFF/PRINCIPAL - HEALTH BEN NON-INSTR HE	5,000.00	696.17	3,059.02	61.18	1,940.98	0.00	1,940.98
01 2410 280 005	OFF/PRINCIPAL - HEALTH BEN NON-INSTR BMS	5,000.00	891.67	5,350.02	107.00	(350.02)	0.00	(350.02)
01 2410 280 006	OFF/PRINCIPAL - HEALTH BEN NON-INSTR AP	5,000.00	416.67	2,500.02	50.00	2,499.98	0.00	2,499.98
01 2410 280 007	OFF/PRINCIPAL - HEALTH BEN NON-INSTR SE	0.00	0.00	0.00	0.00	0.00	0.00	0.00
01 2410 280 008	OFF/PRINCIPAL - HEALTH BEN NON-INSTR BSMS	5,003.00	358.66	3,818.64	76.33	1,184.36	0.00	1,184.36
01 2410 281 001	OFF/PRINCIPAL - HEALTH BEN PRINCIPAL HS	2,502.00	502.39	3,014.34	120.48	(512.34)	0.00	(512.34)
01 2410 281 002	OFF/PRINCIPAL - HEALTH BEN PRINCIPAL BE	5,700.00	891.67	5,350.02	93.86	349.98	0.00	349.98
01 2410 281 003	OFF/PRINCIPAL - HEALTH BEN PRINCIPAL PC	0.00	14.40	1,481.30	0.00	(1,481.30)	0.00	(1,481.30)
01 2410 281 004	OFF/PRINCIPAL - HEALTH BEN PRINCIPAL HE	0.00	0.00	0.00	0.00	0.00	0.00	0.00
01 2410 281 005	OFF/PRINCIPAL - HEALTH BEN PRINCIPAL BMS	8,550.00	356.25	2,137.50	25.00	6,412.50	0.00	6,412.50
01 2410 281 006	OFF/PRINCIPAL - HEALTH PRINCIPAL AP	0.00	0.00	0.00	0.00	0.00	0.00	0.00
01 2410 281 007	OFF/PRINCIPAL - HEALTH PRINCIPAL SE	5,700.00	475.00	2,850.00	50.00	2,850.00	0.00	2,850.00
01 2410 281 008	OFF/PRINCIPAL - HEALTH BEN PRINCIPAL BSMS	0.00	293.90	1,763.40	0.00	(1,763.40)	0.00	(1,763.40)

Regular; Processing Month 02/2023

Account Number	Account Description	Revised Budget	Expended During Month	Expenditures to Date	% of Budget	Balance at EOM	P/ O Outstanding	Unencumbered Balance
01 2410 580 001	OFF/PRINCIPAL - TRAVEL & MILEAGE HS	8,000.00	438.85	3,869.42	48.37	4,130.58	0.00	4,130.58
01 2410 580 002	OFF/PRINCIPAL - TRAVEL & MILEAGE BE	1,200.00	0.00	0.00	0.00	1,200.00	0.00	1,200.00
01 2410 580 003	OFF/PRINCIPAL - TRAVEL & MILEAGE PC	1,200.00	0.00	67.19	5.60	1,132.81	0.00	1,132.81
01 2410 580 004	OFF/PRINCIPAL - TRAVEL & MILEAGE HE	1,200.00	0.00	214.44	17.87	985.56	0.00	985.56
01 2410 580 005	OFF/PRINCIPAL - TRAVEL & MILEAGE BMS	3,000.00	12.77	88.12	2.94	2,911.88	0.00	2,911.88
01 2410 580 006	OFF/PRINCIPAL - TRAVEL & MILEAGE AP	1,200.00	0.00	0.00	0.00	1,200.00	0.00	1,200.00
01 2410 580 007	OFF/PRINCIPAL - TRAVEL & MILEAGE SE	1,200.00	0.00	0.00	0.00	1,200.00	0.00	1,200.00
01 2410 580 008	OFF/PRINCIPAL - TRAVEL & MILEAGE BSMS	3,000.00	15.72	275.35	9.18	2,724.65	0.00	2,724.65
01 2410 610 001	OFF/PRINCIPAL - SUPPLIES HS	2,375.00	411.04	411.04	39.80	1,963.96	534.12	1,429.84
01 2410 610 002	OFF/PRINCIPAL - SUPPLIES BE	1,900.00	370.88	2,888.76	152.04	(988.76)	0.00	(988.76)
01 2410 610 003	OFF/PRINCIPAL - SUPPLIES PC	1,900.00	0.00	597.43	31.44	1,302.57	0.00	1,302.57
01 2410 610 004	OFF/PRINCIPAL - SUPPLIES HE	1,625.00	207.27	1,799.32	113.74	(174.32)	48.90	(223.22)
01 2410 610 005	OFF/PRINCIPAL - SUPPLIES BMS	2,550.00	144.00	847.80	38.63	1,702.20	137.35	1,564.85
01 2410 610 006	OFF/PRINCIPAL - SUPPLIES AP	1,900.00	0.00	397.73	20.93	1,502.27	0.00	1,502.27
01 2410 610 007	OFF/PRINCIPAL - SUPPLIES SE	1,900.00	0.00	162.38	8.55	1,737.62	0.00	1,737.62
01 2410 610 008	OFF/PRINCIPAL - SUPPLIES BSMS	2,550.00	183.75	3,930.31	159.77	(1,380.31)	143.81	(1,524.12)
01 2410 650 001	OFF/PRINCIPAL - SUPPLIES TECH-REL HS	0.00	0.00	0.00	0.00	0.00	0.00	0.00
01 2410 650 002	OFF/PRINCIPAL - SUPPLIES TECH-REL BE	0.00	0.00	0.00	0.00	0.00	0.00	0.00
01 2410 650 003	OFF/PRINCIPAL - SUPPLIES TECH-REL PC	0.00	0.00	0.00	0.00	0.00	0.00	0.00
01 2410 650 004	OFF/PRINCIPAL - SUPPLIES TECH-REL HE	0.00	0.00	0.00	0.00	0.00	0.00	0.00
01 2410 650 005	OFF/PRINCIPAL - SUPPLIES TECH-REL BMS	0.00	0.00	0.00	0.00	0.00	0.00	0.00
01 2410 650 006	OFF/PRINCIPAL - SUPPLIES TECH-REL AP	0.00	0.00	0.00	0.00	0.00	0.00	0.00
01 2410 650 007	OFF/PRINCIPAL - SUPPLIES TECH-REL SE	0.00	0.00	0.00	0.00	0.00	0.00	0.00
01 2410 650 008	OFF/PRINCIPAL - SUPPLIES TECH-REL BSMS	0.00	0.00	0.00	0.00	0.00	0.00	0.00
01 2410 733 001	OFF/PRINCIPAL - FURN & EQUIP HS	0.00	0.00	0.00	0.00	0.00	0.00	0.00
01 2410 733 002	OFF/PRINCIPAL - FURN & EQUIP BE	0.00	0.00	0.00	0.00	0.00	0.00	0.00
01 2410 733 003	OFF/PRINCIPAL - FURN & EQUIP PC	0.00	0.00	0.00	0.00	0.00	0.00	0.00
01 2410 733 004	OFF/PRINCIPAL - FURN & EQUIP HE	0.00	0.00	0.00	0.00	0.00	0.00	0.00
01 2410 733 005	OFF/PRINCIPAL - FURN & EQUIP BMS	0.00	0.00	0.00	0.00	0.00	0.00	0.00
01 2410 733 006	OFF/PRINCIPAL - FURN & EQUIP AP	0.00	0.00	0.00	0.00	0.00	0.00	0.00
01 2410 733 007	OFF/PRINCIPAL - FURN & EQUIP SE	0.00	0.00	0.00	0.00	0.00	0.00	0.00
01 2410 733 008	OFF/PRINCIPAL - FURN & EQUIP BSMS	0.00	0.00	1,050.99	0.00	(1,050.99)	0.00	(1,050.99)
01 2410 810 001	OFF/PRINCIPAL - DUES & FEES HS	15,000.00	0.00	19,129.80	127.53	(4,129.80)	0.00	(4,129.80)
01 2410 810 002	OFF/PRINCIPAL - DUES & FEES BE	750.00	335.00	365.00	64.67	385.00	119.99	265.01
01 2410 810 003	OFF/PRINCIPAL - DUES & FEES PC	750.00	0.00	0.00	0.00	750.00	0.00	750.00
01 2410 810 004	OFF/PRINCIPAL - DUES & FEES HE	750.00	0.00	195.00	26.00	555.00	0.00	555.00
01 2410 810 005	OFF/PRINCIPAL - DUES & FEES BMS	1,500.00	0.00	58.45	95.16	1,441.55	1,369.00	72.55
01 2410 810 006	OFF/PRINCIPAL - DUES & FEES AP	750.00	0.00	0.00	2.00	750.00	15.00	735.00
01 2410 810 007	OFF/PRINCIPAL - DUES & FEES SE	750.00	0.00	269.00	35.87	481.00	0.00	481.00
01 2410 810 008	OFF/PRINCIPAL - DUES & FEES BSMS	1,500.00	0.00	190.00	12.67	1,310.00	0.00	1,310.00
01 2410 890 001	OFF/PRINCIPAL - OTHER MISC HS	400.00	0.00	0.00	0.00	400.00	0.00	400.00
01 2410 890 002	OFF/PRINCIPAL - OTHER MISC BE	400.00	0.00	0.00	0.00	400.00	0.00	400.00
01 2410 890 003	OFF/PRINCIPAL - OTHER MISC PC	400.00	0.00	0.00	0.00	400.00	0.00	400.00
01 2410 890 004	OFF/PRINCIPAL - OTHER MISC HE	400.00	0.00	0.00	0.00	400.00	0.00	400.00
01 2410 890 005	OFF/PRINCIPAL - OTHER MISC BMS	400.00	0.00	0.00	0.00	400.00	0.00	400.00
01 2410 890 006	OFF/PRINCIPAL - OTHER MISC AP	400.00	0.00	0.00	0.00	400.00	0.00	400.00
01 2410 890 007	OFF/PRINCIPAL - OTHER MISC SE	400.00	0.00	0.00	0.00	400.00	0.00	400.00
01 2410 890 008	OFF/PRINCIPAL - OTHER MISC BSMS	400.00	0.00	0.00	0.00	400.00	0.00	400.00
2410	OFFICE OF THE PRINCIPAL	2,223,125.00	192,267.87	1,169,087.30	52.69	1,054,037.70	2,368.17	1,051,669.53
2490	SCHOOL ADMIN OTHER							
01 2490 111 001	OTH BLDG ADMIN - SALARIES AD HS	49,900.00	4,158.34	24,950.04	50.00	24,949.96	0.00	24,949.96
01 2490 111 005	OTH BLDG ADMIN - SALARIES AD BMS	47,988.00	1,999.48	11,996.88	25.00	35,991.12	0.00	35,991.12
01 2490 111 008	OTH BLDG ADMIN - SALARIES AD BSMS	43,500.00	3,625.00	21,750.00	50.00	21,750.00	0.00	21,750.00
01 2490 151 001	OTH BLDG ADMIN - ADD'L COMP AD HS	130.00	10.81	64.86	49.89	65.14	0.00	65.14
01 2490 151 005	OTH BLDG ADMIN - ADD'L COMP AD BMS	125.00	5.20	31.20	24.96	93.80	0.00	93.80



Account Number	Account Description	Revised Budget	Expended During Month	Expenditures to Date	% of Budget	Balance at EOM	P/ O Outstanding	Unencumbered Balance
2520	WAREHOUSE SRVCS	55,232.00	4,466.74	28,485.85	51.57	26,746.15	0.00	26,746.15
2560	PUBLIC INFORMATION SERVICES							
01 2560 116 000	PIS - SALARIES PROF NON-CERT DIST	60,000.00	5,000.00	30,000.00	50.00	30,000.00	0.00	30,000.00
01 2560 156 000	PIS - ADD'L COMP PROF NON-CERT DIST	156.00	13.00	78.00	50.00	78.00	0.00	78.00
01 2560 216 000	PIS - GROUP INS PROF NON-CERT DIST	9,587.00	798.85	4,793.10	50.00	4,793.90	0.00	4,793.90
01 2560 226 000	PIS - SOC SEC PROF NON-CERT DIST	4,678.00	382.99	2,297.96	49.12	2,380.04	0.00	2,380.04
01 2560 236 000	PIS - RETIREMENT PROF NON-CERT DIST	4,410.00	367.50	2,205.00	50.00	2,205.00	0.00	2,205.00
01 2560 237 000	PIS - INCR RET CONTR DIST	1,517.00	126.39	758.34	49.99	758.66	0.00	758.66
01 2560 280 000	PIS - HEALTH BEN NON-INSTR DIST	0.00	0.00	0.00	0.00	0.00	0.00	0.00
01 2560 550 000	PIS - PRINTING DIST	25,000.00	219.65	5,432.46	21.73	19,567.54	0.00	19,567.54
01 2560 580 000	PIS - TRAVEL & MILEAGE	2,000.00	0.00	0.00	0.00	2,000.00	0.00	2,000.00
01 2560 610 000	PIS - SUPPLIES	7,500.00	0.00	54.23	0.72	7,445.77	0.00	7,445.77
01 2560 733 000	PIS - FURN & EQUIP	1,000.00	0.00	5,199.55	519.96	(4,199.55)	0.00	(4,199.55)
01 2560 734 000	PIS - HARDWARE	2,000.00	0.00	260.98	13.05	1,739.02	0.00	1,739.02
01 2560 735 000	PIS - SOFTWARE	1,500.00	0.00	1.00	0.07	1,499.00	0.00	1,499.00
01 2560 810 000	PIS - DUES & FEES	1,000.00	10.99	10.99	1.10	989.01	0.00	989.01
01 2560 890 000	PIS - OTHER MISC EXP	1,000.00	0.00	0.00	0.00	1,000.00	0.00	1,000.00
2560	PUBLIC INFORMATION SERVICES	121,348.00	6,919.37	51,091.61	42.10	70,256.39	0.00	70,256.39
2570	PERSONNEL SERVICES							
01 2570 540 000	PERSONNEL SERVICES - ADVERTISING	30,000.00	1,052.85	10,335.12	34.45	19,664.88	0.00	19,664.88
01 2570 610 000	PERSONNEL SERVICES - SUPPLIES	1,000.00	0.00	224.67	22.47	775.33	0.00	775.33
01 2570 735 000	PERSONNEL SERVICES - SOFTWARE	1,000.00	0.00	0.00	0.00	1,000.00	0.00	1,000.00
01 2570 810 000	PERSONNEL SERVICES - DUES & FEES	8,500.00	1,058.00	6,877.25	80.91	1,622.75	0.00	1,622.75
01 2570 890 000	PERSONNEL SERVICES - OTHER MISC	300.00	0.00	0.00	0.00	300.00	0.00	300.00
2570	PERSONNEL SERVICES	40,800.00	2,110.85	17,437.04	42.74	23,362.96	0.00	23,362.96
2580	ADMIN TECH SERVICES							
01 2580 110 000	ADMIN TECH SERV - SALARIES NON-INSTR	44,512.00	0.00	15,693.83	35.26	28,818.17	0.00	28,818.17
01 2580 130 000	ADMIN TECH SERV - OT SALARIES NON-INSTR	1,000.00	0.00	303.89	30.39	696.11	0.00	696.11
01 2580 150 000	ADMIN TECH SERV - ADD'L COMP NON-INSTR	116.00	9.35	56.10	48.36	59.90	0.00	59.90
01 2580 210 000	ADMIN TECH SERV - GROUP INS NON-INSTR	63.00	0.00	20.80	33.02	42.20	0.00	42.20
01 2580 220 000	ADMIN TECH SERV - SOC SEC NON-INSTR	3,927.00	0.72	1,373.48	34.98	2,553.52	0.00	2,553.52
01 2580 230 000	ADMIN TECH SERV - RETIREMENT NON-INSTR	3,345.00	0.00	1,162.93	34.77	2,182.07	0.00	2,182.07
01 2580 237 000	ADMIN TECH SERV - INCR RET CONTR	1,150.00	0.00	399.97	34.78	750.03	0.00	750.03
01 2580 280 000	ADMIN TECH SERV - HEALTH BEN NON-INSTR	5,700.00	0.00	1,900.00	33.33	3,800.00	0.00	3,800.00
2580	ADMIN TECH SERVICES	59,813.00	10.07	20,911.00	34.96	38,902.00	0.00	38,902.00
2590	CENTRAL SRVCS							
01 2590 110 000	CENTR SRVCS - SALARIES NON-INSTR DIST	36,192.00	3,020.29	18,098.26	50.01	18,093.74	0.00	18,093.74
01 2590 130 000	CENTR SRVCS - OT SALARIES NON-INSTR DIST	500.00	0.78	173.16	34.63	326.84	0.00	326.84
01 2590 150 000	CENTR SRVCS - ADD'L COMP NON-INSTR DIS	93.00	7.84	47.04	50.58	45.96	0.00	45.96
01 2590 210 000	CENTR SRVCS - GROUP INS NON-INSTR DIST	6,587.00	798.85	4,793.10	72.77	1,793.90	0.00	1,793.90
01 2590 220 000	CENTR SRVCS - SOC SEC NON-INSTR DIST	2,814.00	231.21	1,398.37	49.69	1,415.63	0.00	1,415.63
01 2590 230 000	CENTR SRVCS - RETIREMENT NON-INSTR DIST	2,697.00	222.05	1,342.95	49.79	1,354.05	0.00	1,354.05
01 2590 237 000	CENTR SRVCS - INCR RET CONTR DIST	928.00	76.37	461.86	49.77	466.14	0.00	466.14
01 2590 280 000	CENTR SRVCS - HEALTH BEN NON-INSTR DIST	0.00	0.00	0.00	0.00	0.00	0.00	0.00
2590	CENTRAL SRVCS	49,811.00	4,357.39	26,314.74	52.83	23,496.26	0.00	23,496.26
2610	OP OF BLDGS							
01 2610 110 000	OP OF BLDGS - SALARIES NON-INSTR DIST	20,957.00	1,007.94	5,429.31	25.91	15,527.69	0.00	15,527.69
01 2610 110 001	OP OF BLDGS - SALARIES NON-INSTR HS	98,072.00	7,734.31	47,367.88	48.30	50,704.12	0.00	50,704.12
01 2610 110 002	OP OF BLDGS - SALARIES NON-INSTR BE	43,680.00	4,077.70	23,525.85	53.86	20,154.15	0.00	20,154.15
01 2610 110 003	OP OF BLDGS - SALARIES NON-INSTR PC	50,232.00	4,694.03	25,773.92	51.31	24,458.08	0.00	24,458.08
01 2610 110 004	OP OF BLDGS - SALARIES NON-INSTR HE	55,536.00	4,889.84	30,007.41	54.03	25,528.59	0.00	25,528.59
01 2610 110 005	OP OF BLDGS - SALARIES NON-INSTR BMS	145,912.00	6,668.58	41,862.45	28.69	104,049.55	0.00	104,049.55
01 2610 110 006	OP OF BLDGS - SALARIES NON-INSTR AP	45,760.00	4,109.82	22,434.50	49.03	23,325.50	0.00	23,325.50

Account Number	Account Description	Revised Budget	Expended During Month	Expenditures to Date	% of Budget	Balance at EOM	P/ O Outstanding	Unencumbered Balance
01 2610 110 007	OP OF BLDGS - SALARIES NON-INSTR SE	47,320.00	4,014.01	23,925.05	50.56	23,394.95	0.00	23,394.95
01 2610 110 008	OP OF BLDGS - SALARIES NON-INSTR BSMS	62,816.00	5,638.64	31,999.02	50.94	30,816.98	0.00	30,816.98
01 2610 116 000	OP OF BLDGS - SALARIES PROF NON-CER DIST	87,150.00	7,262.50	43,575.00	50.00	43,575.00	0.00	43,575.00
01 2610 120 000	OP BLDGS - TEMP SALARIES NON-INSTR DIST	18,000.00	0.00	2,665.46	14.81	15,334.54	0.00	15,334.54
01 2610 130 000	OP OF BLDGS - OT SALARIES NON-INSTR DIST	3,000.00	142.80	821.98	27.40	2,178.02	0.00	2,178.02
01 2610 130 001	OP OF BLDGS - OT SALARIES NON-INSTR HS	21,000.00	682.21	6,284.73	29.93	14,715.27	0.00	14,715.27
01 2610 130 002	OP OF BLDGS - OT SALARIES NON-INSTR BE	5,750.00	931.59	6,564.80	114.17	(814.80)	0.00	(814.80)
01 2610 130 003	OP OF BLDGS - OT SALARIES NON-INSTR PC	15,000.00	908.89	8,716.34	58.11	6,283.66	0.00	6,283.66
01 2610 130 004	OP OF BLDGS - OT SALARIES NON-INSTR HE	7,500.00	227.48	3,305.20	44.07	4,194.80	0.00	4,194.80
01 2610 130 005	OP OF BLDGS - OT SALARIES NON-INSTR BMS	14,000.00	950.73	5,896.66	42.12	8,103.34	0.00	8,103.34
01 2610 130 006	OP OF BLDGS - OT SALARIES NON-INSTR AP	7,500.00	891.99	5,891.82	78.56	1,608.18	0.00	1,608.18
01 2610 130 007	OP OF BLDGS - OT SALARIES NON-INSTR SE	7,500.00	101.35	3,152.02	42.03	4,347.98	0.00	4,347.98
01 2610 130 008	OP OF BLDGS - OT SALARIES NON-INSTR BSMS	15,000.00	1,015.17	10,689.78	71.27	4,310.22	0.00	4,310.22
01 2610 150 000	OP OF BLDGS - ADD'L COMP NON-INSTR DIST	54.00	2.40	12.00	22.22	42.00	0.00	42.00
01 2610 150 001	OP OF BLDGS - ADD'L COMP NON-INSTR HS	255.00	20.65	123.90	48.59	131.10	0.00	131.10
01 2610 150 002	OP OF BLDGS - ADD'L COMP NON-INSTR BE	114.00	9.92	59.52	52.21	54.48	0.00	54.48
01 2610 150 003	OP OF BLDGS - ADD'L COMP NON-INSTR PC	131.00	10.89	65.34	49.88	65.66	0.00	65.66
01 2610 150 004	OP OF BLDGS - ADD'L COMP NON-INSTR HE	145.00	12.03	72.18	49.78	72.82	0.00	72.82
01 2610 150 005	OP OF BLDGS - ADD'L COMP NON-INSTR BMS	380.00	17.15	102.90	27.08	277.10	0.00	277.10
01 2610 150 006	OP OF BLDGS - ADD'L COMP NON-INSTR AP	119.00	9.92	59.52	50.02	59.48	0.00	59.48
01 2610 150 007	OP OF BLDGS - ADD'L COMP NON-INSTR SE	123.00	10.25	61.50	50.00	61.50	0.00	61.50
01 2610 150 008	OP OF BLDGS - ADD'L COMP NON-INSTR BSMS	163.00	13.61	81.66	50.10	81.34	0.00	81.34
01 2610 156 000	OP OF BLDGS - ADD'L COMP PROF NON-CER DI	227.00	18.88	113.28	49.90	113.72	0.00	113.72
01 2610 210 000	OP OF BLDGS - GROUP INS NON-INSTR DIST	31.00	1.30	6.51	21.00	24.49	0.00	24.49
01 2610 210 001	OP OF BLDGS - GROUP INS NON-INSTR HS	9,650.00	804.05	4,824.30	49.99	4,825.70	0.00	4,825.70
01 2610 210 002	OP OF BLDGS - GROUP INS NON-INSTR BE	9,587.00	63.21	379.26	3.96	9,207.74	0.00	9,207.74
01 2610 210 003	OP OF BLDGS - GROUP INS NON-INSTR PC	9,587.00	798.85	4,793.10	50.00	4,793.90	0.00	4,793.90
01 2610 210 004	OP OF BLDGS - GROUP INS NON-INSTR HE	9,587.00	798.85	4,793.10	50.00	4,793.90	0.00	4,793.90
01 2610 210 005	OP OF BLDGS - GROUP INS NON-INSTR BMS	27,572.00	1,493.44	8,960.64	32.50	18,611.36	0.00	18,611.36
01 2610 210 006	OP OF BLDGS - GROUP INS NON-INSTR AP	63.00	5.20	31.20	49.52	31.80	0.00	31.80
01 2610 210 007	OP OF BLDGS - GROUP INS NON-INSTR SE	8,336.00	63.21	379.26	4.55	7,956.74	0.00	7,956.74
01 2610 210 008	OP OF BLDGS - GROUP INS NON-INSTR BSMS	696.00	63.21	379.26	54.49	316.74	0.00	316.74
01 2610 216 000	OP OF BLDGS - GROUP INS PROF NON-CER DIS	63.00	5.20	31.20	49.52	31.80	0.00	31.80
01 2610 220 000	OP OF BLDGS - SOC SEC NON-INSTR DIST	3,432.00	97.30	728.44	21.22	2,703.56	0.00	2,703.56
01 2610 220 001	OP OF BLDGS - SOC SEC NON-INSTR HS	9,565.00	680.84	4,326.26	45.23	5,238.74	0.00	5,238.74
01 2610 220 002	OP OF BLDGS - SOC SEC NON-INSTR BE	3,790.00	409.52	2,459.80	64.90	1,330.20	0.00	1,330.20
01 2610 220 003	OP OF BLDGS - SOC SEC NON-INSTR PC	5,000.00	428.96	2,640.50	52.81	2,359.50	0.00	2,359.50
01 2610 220 004	OP OF BLDGS - SOC SEC NON-INSTR HE	4,833.00	391.90	2,550.96	52.78	2,282.04	0.00	2,282.04
01 2610 220 005	OP OF BLDGS - SOC SEC NON-INSTR BMS	12,698.00	583.68	3,658.46	28.81	9,039.54	0.00	9,039.54
01 2610 220 006	OP OF BLDGS - SOC SEC NON-INSTR AP	4,520.00	419.74	2,389.59	52.87	2,130.41	0.00	2,130.41
01 2610 220 007	OP OF BLDGS - SOC SEC NON-INSTR SE	4,203.00	342.74	2,238.88	53.27	1,964.12	0.00	1,964.12
01 2610 220 008	OP OF BLDGS - SOC SEC NON-INSTR BSMS	6,348.00	533.87	3,414.84	53.79	2,933.16	0.00	2,933.16
01 2610 226 000	OP OF BLDGS - SOC SEC PROF NON-CERT DIST	7,120.00	593.37	3,560.22	50.00	3,559.78	0.00	3,559.78
01 2610 230 000	OP OF BLDGS - RETIREMENT NON-INSTR DIST	1,761.00	84.57	429.84	24.41	1,331.16	0.00	1,331.16
01 2610 230 001	OP OF BLDGS - RETIREMENT NON-INSTR HS	8,752.00	618.62	3,943.47	45.06	4,808.53	0.00	4,808.53
01 2610 230 002	OP OF BLDGS - RETIREMENT NON-INSTR BE	3,633.00	368.18	2,211.66	60.88	1,421.34	0.00	1,421.34
01 2610 230 003	OP OF BLDGS - RETIREMENT NON-INSTR PC	4,795.00	411.81	2,535.03	52.87	2,259.97	0.00	2,259.97
01 2610 230 004	OP OF BLDGS - RETIREMENT NON-INSTR HE	4,633.00	376.12	2,448.47	52.85	2,184.53	0.00	2,184.53
01 2610 230 005	OP OF BLDGS - RETIREMENT NON-INSTR BMS	11,754.00	560.02	3,473.85	29.55	8,280.15	0.00	8,280.15
01 2610 230 006	OP OF BLDGS - RETIREMENT NON-INSTR AP	3,915.00	367.63	2,081.97	53.18	1,833.03	0.00	1,833.03
01 2610 230 007	OP OF BLDGS - RETIREMENT NON-INSTR SE	4,029.00	302.48	1,990.17	49.40	2,038.83	0.00	2,038.83
01 2610 230 008	OP OF BLDGS - RETIREMENT NON-INSTR BSMS	5,719.00	489.06	3,137.63	54.86	2,581.37	0.00	2,581.37
01 2610 236 000	OP OF BLDGS - RETIRE PROF NON-CERT DIST	6,406.00	533.79	3,202.74	50.00	3,203.26	0.00	3,203.26
01 2610 237 000	OP OF BLDGS - INCR RET CONTR DIST	2,809.00	212.67	1,249.33	44.48	1,559.67	0.00	1,559.67
01 2610 237 001	OP OF BLDGS - INCR RET CONTR HS	3,010.00	212.75	1,356.26	45.06	1,653.74	0.00	1,653.74

Account Number	Account Description	Revised Budget	Expended During Month	Expenditures to Date	% of Budget	Balance at EOM	P/ O Outstanding	Unencumbered Balance
01 2610 237 002	OP OF BLDGS - INCR RET CONTR BE	1,249.00	126.62	760.63	60.90	488.37	0.00	488.37
01 2610 237 003	OP OF BLDGS - INCR RET CONTR PC	1,649.00	141.63	871.83	52.87	777.17	0.00	777.17
01 2610 237 004	OP OF BLDGS - INCR RET CONTR HE	1,593.00	129.36	842.08	52.86	750.92	0.00	750.92
01 2610 237 005	OP OF BLDGS - INCR RET CONTR BMS	4,042.00	192.60	1,194.72	29.56	2,847.28	0.00	2,847.28
01 2610 237 006	OP OF BLDGS - INCR RET CONTR AP	1,346.00	126.44	716.03	53.20	629.97	0.00	629.97
01 2610 237 007	OP OF BLDGS - INCR RET CONTR SE	1,386.00	104.03	684.46	49.38	701.54	0.00	701.54
01 2610 237 008	OP OF BLDGS - INCR RET CONTR BSMS	1,967.00	168.20	1,079.08	54.86	887.92	0.00	887.92
01 2610 280 000	OP OF BLDGS - HEALTH BEN NON-INSTR DIST	2,850.00	118.75	593.75	20.83	2,256.25	0.00	2,256.25
01 2610 280 001	OP OF BLDGS - HEALTH BEN NON-INSTR HS	5,700.00	475.00	2,850.00	50.00	2,850.00	0.00	2,850.00
01 2610 280 002	OP OF BLDGS - HEALTH BEN NON-INSTR BE	0.00	416.99	2,501.94	0.00	(2,501.94)	0.00	(2,501.94)
01 2610 280 004	OP OF BLDGS - HEALTH BEN NON-INSTR HE	0.00	0.00	0.00	0.00	0.00	0.00	0.00
01 2610 280 005	OP OF BLDGS - HEALTH BEN NON-INSTR BMS	5,700.00	104.26	625.56	10.97	5,074.44	0.00	5,074.44
01 2610 280 006	OP OF BLDGS - HEALTH BEN NON-INSTR AP	5,700.00	475.00	2,850.00	50.00	2,850.00	0.00	2,850.00
01 2610 280 007	OP OF BLDGS - HEALTH BEN NON-INSTR SE	0.00	416.99	2,501.94	0.00	(2,501.94)	0.00	(2,501.94)
01 2610 280 008	OP OF BLDGS - HEALTH BEN NON-INSTR BSMS	5,004.00	416.99	2,501.94	50.00	2,502.06	0.00	2,502.06
01 2610 286 000	OP OF BLDGS - HEALTH BEN PROF NON-CERT	5,700.00	475.00	2,850.00	50.00	2,850.00	0.00	2,850.00
01 2610 340 001	Maint of Plant-Contract Repair Sec	0.00	0.00	0.00	0.00	0.00	0.00	0.00
01 2610 350 001	OP OF BLDGS - TECH SERVICES HS	0.00	0.00	0.00	0.00	0.00	0.00	0.00
01 2610 350 002	OP OF BLDGS - TECH SERVICES BE	0.00	0.00	0.00	0.00	0.00	0.00	0.00
01 2610 350 003	OP OF BLDGS - TECH SERVICES PC	0.00	0.00	0.00	0.00	0.00	0.00	0.00
01 2610 350 004	OP OF BLDGS - TECH SERVICES HE	0.00	0.00	0.00	0.00	0.00	0.00	0.00
01 2610 382 000	OP OF BLDGS - DISTANCE ED & TELECOM DIST	11,000.00	942.36	6,142.35	55.84	4,857.65	0.00	4,857.65
01 2610 382 001	OP OF BLDGS - DISTANCE ED & TELECOM HS	3,000.00	209.64	1,251.12	41.70	1,748.88	0.00	1,748.88
01 2610 382 002	OP OF BLDGS - DISTANCE ED & TELECOM BE	2,500.00	139.47	820.90	32.84	1,679.10	0.00	1,679.10
01 2610 382 003	OP OF BLDGS - DISTANCE ED & TELECOM PC	2,500.00	136.14	812.22	32.49	1,687.78	0.00	1,687.78
01 2610 382 004	OP OF BLDGS - DISTANCE ED & TELECOM HE	2,500.00	128.79	768.12	30.72	1,731.88	0.00	1,731.88
01 2610 382 005	OP OF BLDGS - DISTANCE ED & TELECOM BMS	1,500.00	68.00	405.66	27.04	1,094.34	0.00	1,094.34
01 2610 382 006	OP OF BLDGS - DISTANCE ED & TELECOM AP	2,500.00	160.99	960.14	38.41	1,539.86	0.00	1,539.86
01 2610 382 007	OP OF BLDGS - DISTANCE ED & TELECOM SE	2,500.00	64.40	478.49	19.14	2,021.51	0.00	2,021.51
01 2610 382 008	OP OF BLDGS - DISTANCE ED & TELECOM BSMS	1,500.00	96.59	618.63	41.24	881.37	0.00	881.37
01 2610 410 001	OP OF BLDGS - WATER & SEWER HS	12,000.00	0.00	0.00	0.00	12,000.00	0.00	12,000.00
01 2610 410 002	OP OF BLDGS - WATER & SEWER BE	9,000.00	0.00	0.00	0.00	9,000.00	0.00	9,000.00
01 2610 410 003	OP OF BLDGS - WATER & SEWER PC	5,000.00	0.00	0.00	0.00	5,000.00	0.00	5,000.00
01 2610 410 004	OP OF BLDGS - WATER & SEWER HE	5,000.00	0.00	0.00	0.00	5,000.00	0.00	5,000.00
01 2610 410 005	OP OF BLDGS - WATER & SEWER BMS	5,000.00	0.00	0.00	0.00	5,000.00	0.00	5,000.00
01 2610 410 006	OP OF BLDGS - WATER & SEWER AP	5,000.00	0.00	0.00	0.00	5,000.00	0.00	5,000.00
01 2610 410 007	OP OF BLDGS - WATER & SEWER SE	5,000.00	0.00	0.00	0.00	5,000.00	0.00	5,000.00
01 2610 410 008	OP OF BLDGS - WATER & SEWER BSMS	5,000.00	0.00	0.00	0.00	5,000.00	0.00	5,000.00
01 2610 431 000	OP OF BLDGS - REPAIRS & MAINT DIST	3,000.00	0.00	3,230.34	134.39	(230.34)	801.50	(1,031.84)
01 2610 431 001	OP OF BLDGS - REPAIRS & MAINT HS	200,000.00	19,826.41	53,968.54	31.62	146,031.46	9,271.13	136,760.33
01 2610 431 002	OP OF BLDGS - REPAIRS & MAINT BE	56,000.00	3,232.38	9,691.81	19.99	46,308.19	1,500.00	44,808.19
01 2610 431 003	OP OF BLDGS - REPAIRS & MAINT PC	25,000.00	1,085.25	6,859.94	27.44	18,140.06	0.00	18,140.06
01 2610 431 004	OP OF BLDGS - REPAIRS & MAINT HE	40,000.00	3,855.50	12,466.40	33.54	27,533.60	950.00	26,583.60
01 2610 431 005	OP OF BLDGS - REPAIRS & MAINT BMS	25,000.00	986.50	21,008.14	94.77	3,991.86	2,684.52	1,307.34
01 2610 431 006	OP OF BLDGS - REPAIRS & MAINT AP	25,000.00	330.00	12,587.71	52.20	12,412.29	462.50	11,949.79
01 2610 431 007	OP OF BLDGS - REPAIRS & MAINT SE	25,000.00	1,240.00	1,729.51	6.92	23,270.49	0.00	23,270.49
01 2610 431 008	OP OF BLDGS - REPAIRS & MAINT BSMS	15,000.00	155.00	3,082.29	22.22	11,917.71	250.00	11,667.71
01 2610 440 000	OP OF BLDGS - RENTALS DIST	120,650.00	13,516.57	85,596.20	70.95	35,053.80	0.00	35,053.80
01 2610 440 001	OP OF BLDGS - RENTALS HS	40,000.00	0.00	9,500.00	23.75	30,500.00	0.00	30,500.00
01 2610 440 002	OP OF BLDGS - RENTALS BE	3,000.00	37.50	2,725.00	90.83	275.00	0.00	275.00
01 2610 440 003	OP OF BLDGS - RENTALS PC	2,000.00	0.00	0.00	0.00	2,000.00	0.00	2,000.00
01 2610 440 004	OP OF BLDGS - RENTALS HE	2,000.00	0.00	1,235.67	61.78	764.33	0.00	764.33
01 2610 440 005	OP OF BLDGS - RENTALS BMS	10,000.00	0.00	2,500.00	25.00	7,500.00	0.00	7,500.00
01 2610 440 006	OP OF BLDGS - RENTALS AP	2,000.00	0.00	0.00	0.00	2,000.00	0.00	2,000.00
01 2610 440 007	OP OF BLDGS - RENTALS SE	2,000.00	0.00	0.00	0.00	2,000.00	0.00	2,000.00

Account Number	Account Description	Revised Budget	Expended During Month	Expenditures to Date	% of Budget	Balance at EOM	P/ O Outstanding	Unencumbered Balance
01 2610 440 008	OP OF BLDGS - RENTALS BSMS	1,000.00	0.00	2,500.00	250.00	(1,500.00)	0.00	(1,500.00)
01 2610 520 000	OP OF BLDGS - LIABILITY INS DIST	0.00	0.00	0.00	0.00	0.00	0.00	0.00
01 2610 520 001	OP OF BLDGS - LIABILITY INS HS	33,750.00	0.00	37,177.37	110.16	(3,427.37)	0.00	(3,427.37)
01 2610 520 002	OP OF BLDGS - LIABILITY INS BE	33,750.00	0.00	37,177.37	110.16	(3,427.37)	0.00	(3,427.37)
01 2610 520 003	OP OF BLDGS - LIABILITY INS PC	33,750.00	0.00	37,177.37	110.16	(3,427.37)	0.00	(3,427.37)
01 2610 520 004	OP OF BLDGS - LIABILITY INS HE	33,750.00	0.00	37,177.37	110.16	(3,427.37)	0.00	(3,427.37)
01 2610 520 005	OP OF BLDGS - LIABILITY INS BMS	33,750.00	0.00	37,177.38	110.16	(3,427.38)	0.00	(3,427.38)
01 2610 520 006	OP OF BLDGS - LIABILITY INS AP	33,750.00	0.00	37,177.38	110.16	(3,427.38)	0.00	(3,427.38)
01 2610 520 007	OP OF BLDGS - LIABILITY INS SE	33,750.00	0.00	37,177.38	110.16	(3,427.38)	0.00	(3,427.38)
01 2610 520 008	OP OF BLDGS - LIABILITY INS BSMS	33,750.00	0.00	37,177.38	110.16	(3,427.38)	0.00	(3,427.38)
01 2610 530 000	OP OF BLDGS - TELEPHONE DIST	1,000.00	0.00	0.00	0.00	1,000.00	0.00	1,000.00
01 2610 530 001	OP OF BLDGS - TELEPHONE HS	0.00	0.00	0.00	0.00	0.00	0.00	0.00
01 2610 530 002	OP OF BLDGS - TELEPHONE BE	0.00	0.00	0.00	0.00	0.00	0.00	0.00
01 2610 530 003	OP OF BLDGS - TELEPHONE PC	0.00	0.00	0.00	0.00	0.00	0.00	0.00
01 2610 530 004	OP OF BLDGS - TELEPHONE HE	0.00	0.00	0.00	0.00	0.00	0.00	0.00
01 2610 530 005	OP OF BLDGS - TELEPHONE BMS	0.00	0.00	0.00	0.00	0.00	0.00	0.00
01 2610 530 006	OP OF BLDGS - TELEPHONE AP	0.00	0.00	0.00	0.00	0.00	0.00	0.00
01 2610 530 007	OP OF BLDGS - TELEPHONE SE	0.00	0.00	0.00	0.00	0.00	0.00	0.00
01 2610 530 008	OP OF BLDGS - TELEPHONE BSMS	0.00	0.00	0.00	0.00	0.00	0.00	0.00
01 2610 531 000	OP OF BLDGS - POSTAGE DIST	30,000.00	0.00	1,399.41	4.66	28,600.59	0.00	28,600.59
01 2610 580 000	OP OF BLDGS - TRAVEL & MILEAGE DIST	300.00	0.00	0.00	0.00	300.00	0.00	300.00
01 2610 580 001	OP OF BLDGS - TRAVEL & MILEAGE HS	300.00	36.68	176.68	58.89	123.32	0.00	123.32
01 2610 580 002	OP OF BLDGS - TRAVEL & MILEAGE BE	300.00	0.00	0.00	0.00	300.00	0.00	300.00
01 2610 580 003	OP OF BLDGS - TRAVEL & MILEAGE PC	1,200.00	40.61	634.37	52.86	565.63	0.00	565.63
01 2610 580 004	OP OF BLDGS - TRAVEL & MILEAGE HE	1,200.00	95.63	535.63	44.64	664.37	0.00	664.37
01 2610 580 005	OP OF BLDGS - TRAVEL & MILEAGE BMS	1,200.00	37.99	175.49	14.62	1,024.51	0.00	1,024.51
01 2610 580 006	OP OF BLDGS - TRAVEL & MILEAGE AP	1,200.00	39.30	206.18	17.18	993.82	0.00	993.82
01 2610 580 007	OP OF BLDGS - TRAVEL & MILEAGE SE	1,200.00	38.75	102.13	8.51	1,097.87	0.00	1,097.87
01 2610 580 008	OP OF BLDGS - TRAVEL & MILEAGE BSMS	1,200.00	50.44	659.21	54.93	540.79	0.00	540.79
01 2610 610 000	OP OF BLDGS - SUPPLIES DIST	22,000.00	1,715.60	15,633.62	76.62	6,366.38	1,223.00	5,143.38
01 2610 610 001	OP OF BLDGS - SUPPLIES HS	24,500.00	2,920.31	16,462.80	72.92	8,037.20	1,402.14	6,635.06
01 2610 610 002	OP OF BLDGS - SUPPLIES BE	24,500.00	2,068.66	10,875.92	48.84	13,624.08	1,089.17	12,534.91
01 2610 610 003	OP OF BLDGS - SUPPLIES PC	24,500.00	2,508.02	12,452.61	51.10	12,047.39	67.84	11,979.55
01 2610 610 004	OP OF BLDGS - SUPPLIES HE	24,500.00	1,458.30	8,754.53	36.80	15,745.47	261.61	15,483.86
01 2610 610 005	OP OF BLDGS - SUPPLIES BMS	24,500.00	1,604.47	11,702.11	62.40	12,797.89	3,584.97	9,212.92
01 2610 610 006	OP OF BLDGS - SUPPLIES AP	24,500.00	2,099.20	15,053.29	64.11	9,446.71	654.16	8,792.55
01 2610 610 007	OP OF BLDGS - SUPPLIES SE	24,500.00	1,831.30	12,330.09	50.33	12,169.91	0.00	12,169.91
01 2610 610 008	OP OF BLDGS - SUPPLIES BSMS	24,500.00	957.53	34,859.20	143.40	(10,359.20)	272.72	(10,631.92)
01 2610 621 000	OP OF BLDGS - UTILITY ENERGY DIST	28,000.00	1,797.00	10,782.00	38.51	17,218.00	0.00	17,218.00
01 2610 621 001	OP OF BLDGS - UTILITY ENERGY HS	241,000.00	20,457.68	125,232.06	51.96	115,767.94	0.00	115,767.94
01 2610 621 002	OP OF BLDGS - UTILITY ENERGY BE	129,730.00	10,068.00	60,408.00	46.56	69,322.00	0.00	69,322.00
01 2610 621 003	OP OF BLDGS - UTILITY ENERGY PC	85,000.00	8,171.50	48,949.30	57.59	36,050.70	0.00	36,050.70
01 2610 621 004	OP OF BLDGS - UTILITY ENERGY HE	85,000.00	6,103.00	36,100.00	42.47	48,900.00	0.00	48,900.00
01 2610 621 005	OP OF BLDGS - UTILITY ENERGY BMS	125,000.00	10,622.00	63,732.00	50.99	61,268.00	0.00	61,268.00
01 2610 621 006	OP OF BLDGS - UTILITY ENERGY AP	89,000.00	8,141.00	48,846.00	54.88	40,154.00	0.00	40,154.00
01 2610 621 007	OP OF BLDGS - UTILITY ENERGY SE	89,000.00	6,684.92	51,514.29	57.88	37,485.71	0.00	37,485.71
01 2610 621 008	OP OF BLDGS - UTILITY ENERGY BSMS	125,000.00	12,384.33	79,181.63	63.35	45,818.37	0.00	45,818.37
01 2610 626 000	OP OF BLDGS - GAS & OIL DIST	12,000.00	565.58	4,611.64	38.43	7,388.36	0.00	7,388.36
01 2610 733 000	OP OF BLDGS - FURN & EQUIP DIST	5,000.00	0.00	46.00	0.92	4,954.00	0.00	4,954.00
01 2610 733 001	OP OF BLDGS - FURN & EQUIP HS	12,000.00	0.00	1,757.32	56.10	10,242.68	4,975.00	5,267.68
01 2610 733 002	OP OF BLDGS - FURN & EQUIP BE	12,000.00	0.00	0.00	0.00	12,000.00	0.00	12,000.00
01 2610 733 003	OP OF BLDGS - FURN & EQUIP PC	12,000.00	0.00	0.00	0.00	12,000.00	0.00	12,000.00
01 2610 733 004	OP OF BLDGS - FURN & EQUIP HE	12,000.00	0.00	0.00	0.00	12,000.00	0.00	12,000.00
01 2610 733 005	OP OF BLDGS - FURN & EQUIP BMS	12,000.00	140.97	240.95	2.01	11,759.05	0.00	11,759.05
01 2610 733 006	OP OF BLDGS - FURN & EQUIP AP	12,000.00	0.00	61.86	0.52	11,938.14	0.00	11,938.14

Regular; Processing Month 02/2023

Account Number	Account Description	Revised Budget	Expended During Month	Expenditures to Date	% of Budget	Balance at EOM	P/ O Outstanding	Unencumbered Balance
01 2610 733 007	OP OF BLDGS - FURN & EQUIP SE	12,000.00	0.00	9,961.14	83.01	2,038.86	0.00	2,038.86
01 2610 733 008	OP OF BLDGS - FURN & EQUIP BSMS	12,000.00	0.00	15,135.17	126.13	(3,135.17)	0.00	(3,135.17)
01 2610 810 000	OP OF BLDGS - DUES & FEES DIST	5,000.00	0.00	11,834.00	236.68	(6,834.00)	0.00	(6,834.00)
01 2610 810 001	OP OF BLDGS - DUES & FEES HS	5,000.00	0.00	0.00	0.00	5,000.00	0.00	5,000.00
01 2610 810 002	OP OF BLDGS - DUES & FEES BE	1,000.00	0.00	0.00	(5.00)	1,000.00	(50.00)	1,050.00
01 2610 810 003	OP OF BLDGS - DUES & FEES PC	1,000.00	0.00	0.00	0.00	1,000.00	0.00	1,000.00
01 2610 810 004	OP OF BLDGS - DUES & FEES HE	1,000.00	0.00	0.00	0.00	1,000.00	0.00	1,000.00
01 2610 810 005	OP OF BLDGS - DUES & FEES BMS	1,000.00	0.00	0.00	0.00	1,000.00	0.00	1,000.00
01 2610 810 006	OP OF BLDGS - DUES & FEES AP	1,000.00	0.00	0.00	0.00	1,000.00	0.00	1,000.00
01 2610 810 007	OP OF BLDGS - DUES & FEES SE	1,000.00	0.00	0.00	0.00	1,000.00	0.00	1,000.00
01 2610 810 008	OP OF BLDGS - DUES & FEES BSMS	1,000.00	0.00	0.00	0.00	1,000.00	0.00	1,000.00
01 2610 890 000	OP OF BLDGS - OTHER MISC DIST	1,500.00	0.00	0.00	0.00	1,500.00	0.00	1,500.00
01 2610 890 001	OP OF BLDGS - OTHER MISC HS	4,500.00	0.00	0.00	0.00	4,500.00	0.00	4,500.00
01 2610 890 002	OP OF BLDGS - OTHER MISC BE	4,500.00	0.00	0.00	0.00	4,500.00	0.00	4,500.00
01 2610 890 003	OP OF BLDGS - OTHER MISC PC	4,000.00	0.00	0.00	0.00	4,000.00	0.00	4,000.00
01 2610 890 004	OP OF BLDGS - OTHER MISC HE	4,000.00	0.00	0.00	0.00	4,000.00	0.00	4,000.00
01 2610 890 005	OP OF BLDGS - OTHER MISC BMS	1,500.00	0.00	0.00	0.00	1,500.00	0.00	1,500.00
01 2610 890 006	OP OF BLDGS - OTHER MISC AP	4,000.00	0.00	0.00	0.00	4,000.00	0.00	4,000.00
01 2610 890 007	OP OF BLDGS - OTHER MISC SE	4,000.00	0.00	0.00	0.00	4,000.00	0.00	4,000.00
01 2610 890 008	OP OF BLDGS - OTHER MISC BSMS	4,000.00	0.00	0.00	0.00	4,000.00	0.00	4,000.00
2610	OP OF BLDGS	3,378,159.00	221,929.54	1,703,435.95	51.30	1,674,723.05	29,400.26	1,645,322.79
2620	MAINT OF BLDGS							
01 2620 340 000	MAINT OF BLDGS - CONTR SERVICES DIST	125,000.00	14,154.63	176,353.42	145.86	(51,353.42)	5,969.00	(57,322.42)
01 2620 340 001	MAINT OF BLDGS - CONTR SERVICES HS	125,000.00	10,254.44	53,274.99	44.68	71,725.01	2,580.32	69,144.69
01 2620 340 002	MAINT OF BLDGS - CONTR SERVICES BE	150,000.00	4,116.11	16,153.70	10.77	133,846.30	0.00	133,846.30
01 2620 340 003	MAINT OF BLDGS - CONTR SERVICES PC	50,000.00	3,409.44	21,262.25	42.52	28,737.75	0.00	28,737.75
01 2620 340 004	MAINT OF BLDGS - CONTR SERVICES HE	25,000.00	3,634.44	23,355.23	98.43	1,644.77	1,252.12	392.65
01 2620 340 005	MAINT OF BLDGS - CONTR SERVICES BMS	10,000.00	5,475.94	27,007.42	292.13	(17,007.42)	2,205.13	(19,212.55)
01 2620 340 006	MAINT OF BLDGS - CONTR SERVICES AP	10,000.00	3,095.95	20,606.85	209.57	(10,606.85)	350.00	(10,956.85)
01 2620 340 007	MAINT OF BLDGS - CONTR SERVICES SE	10,000.00	3,214.03	6,394.11	81.44	3,605.89	1,750.00	1,855.89
01 2620 340 008	MAINT OF BLDGS - CONTR SERVICES BSMS	10,000.00	5,542.48	29,750.60	297.51	(19,750.60)	0.00	(19,750.60)
01 2620 420 000	MAINT OF BLDGS - CLEANING SERVICES DIST	31,500.00	2,381.00	11,669.77	37.05	19,830.23	0.00	19,830.23
01 2620 420 001	MAINT OF BLDGS - CLEANING SERVICES HS	250,000.00	21,890.00	128,884.21	51.55	121,115.79	0.00	121,115.79
01 2620 420 002	MAINT OF BLDGS - CLEANING SERVICES BE	155,000.00	7,570.00	45,067.42	29.08	109,932.58	0.00	109,932.58
01 2620 420 003	MAINT OF BLDGS - CLEANING SERVICES PC	155,000.00	7,828.00	46,328.59	29.89	108,671.41	0.00	108,671.41
01 2620 420 004	MAINT OF BLDGS - CLEANING SERVICES HE	155,000.00	7,293.00	43,418.73	28.01	111,581.27	0.00	111,581.27
01 2620 420 005	MAINT OF BLDGS - CLEANING SERVICES BMS	65,000.00	9,076.00	49,800.81	76.62	15,199.19	0.00	15,199.19
01 2620 420 006	MAINT OF BLDGS - CLEANING SERVICES AP	155,000.00	8,217.00	48,574.16	31.34	106,425.84	0.00	106,425.84
01 2620 420 007	MAINT OF BLDGS - CLEANING SERVICES SE	155,000.00	7,364.00	47,811.43	30.85	107,188.57	0.00	107,188.57
01 2620 420 008	MAINT OF BLDGS - CLEANING SERVICES BSMS	155,000.00	14,219.00	79,750.04	51.45	75,249.96	0.00	75,249.96
01 2620 431 000	MAINT OF BLDGS - REPAIRS & MAINT DIST	50,000.00	0.00	0.00	0.00	50,000.00	0.00	50,000.00
01 2620 490 000	MAINT OF BLDGS - OTHER PROP SERV DIST	8,000.00	113.16	933.57	11.67	7,066.43	0.00	7,066.43
01 2620 490 001	MAINT OF BLDGS - OTHER PROP SERV HS	14,000.00	0.00	648.00	4.63	13,352.00	0.00	13,352.00
01 2620 490 002	MAINT OF BLDGS - OTHER PROP SERV BE	1,800.00	0.00	180.00	10.00	1,620.00	0.00	1,620.00
01 2620 490 003	MAINT OF BLDGS - OTHER PROP SERV PC	1,200.00	0.00	36.00	3.00	1,164.00	0.00	1,164.00
01 2620 490 004	MAINT OF BLDGS - OTHER PROP SERV HE	1,200.00	0.00	108.00	9.00	1,092.00	0.00	1,092.00
01 2620 490 005	MAINT OF BLDGS - OTHER PROP SERV BMS	1,500.00	0.00	156.00	10.40	1,344.00	0.00	1,344.00
01 2620 490 006	MAINT OF BLDGS - OTHER PROP SERV AP	1,200.00	0.00	36.00	3.00	1,164.00	0.00	1,164.00
01 2620 490 007	MAINT OF BLDGS - OTHER PROP SERV SE	1,200.00	0.00	72.00	6.00	1,128.00	0.00	1,128.00
01 2620 490 008	MAINT OF BLDGS - OTHER PROP SERV BSMS	1,500.00	0.00	36.00	2.40	1,464.00	0.00	1,464.00
2620	MAINT OF BLDGS	1,873,100.00	138,848.62	877,669.30	47.61	995,430.70	14,106.57	981,324.13
2660	SECURITY							
01 2660 340 000	SECURITY - OTHER PROF SERVICES DIST	51,500.00	1,107.50	71,929.99	172.07	(20,429.99)	16,683.50	(37,113.49)
01 2660 340 001	SECURITY - OTHER PROF SERVICES HS	2,000.00	377.50	377.50	18.88	1,622.50	0.00	1,622.50

Account Number	Account Description	Revised Budget	Expended During Month	Expenditures to Date	% of Budget	Balance at EOM	P/ O Outstanding	Unencumbered Balance
01 2660 340 002	SECURITY - OTHER PROF SERVICES BE	950.00	0.00	0.00	0.00	950.00	0.00	950.00
01 2660 340 003	SECURITY - OTHER PROF SERVICES PC	950.00	0.00	0.00	0.00	950.00	0.00	950.00
01 2660 340 004	SECURITY - OTHER PROF SERVICES HE	800.00	0.00	0.00	0.00	800.00	0.00	800.00
01 2660 340 005	SECURITY - OTHER PROF SERVICES BMS	1,000.00	0.00	0.00	0.00	1,000.00	0.00	1,000.00
01 2660 340 006	SECURITY - OTHER PROF SERVICES AP	1,000.00	0.00	0.00	0.00	1,000.00	0.00	1,000.00
01 2660 340 007	SECURITY - OTHER PROF SERVICES SE	1,000.00	0.00	3,543.75	354.38	(2,543.75)	0.00	(2,543.75)
01 2660 340 008	SECURITY - OTHER PROF SERVICES BSMS	1,000.00	0.00	4,961.25	496.13	(3,961.25)	0.00	(3,961.25)
01 2660 431 000	SECURITY - REPAIRS & MAINT DIST	1,000.00	0.00	0.00	0.00	1,000.00	0.00	1,000.00
01 2660 431 001	SECURITY - REPAIRS & MAINT HS	1,000.00	0.00	0.00	0.00	1,000.00	0.00	1,000.00
01 2660 431 002	SECURITY - REPAIRS & MAINT BE	500.00	0.00	0.00	0.00	500.00	0.00	500.00
01 2660 431 003	SECURITY - REPAIRS & MAINT PC	500.00	0.00	0.00	0.00	500.00	0.00	500.00
01 2660 431 004	SECURITY - REPAIRS & MAINT HE	500.00	0.00	0.00	0.00	500.00	0.00	500.00
01 2660 431 005	SECURITY - REPAIRS & MAINT BMS	500.00	0.00	0.00	0.00	500.00	0.00	500.00
01 2660 431 006	SECURITY - REPAIRS & MAINT AP	500.00	0.00	0.00	0.00	500.00	0.00	500.00
01 2660 431 007	SECURITY - REPAIRS & MAINT SE	500.00	0.00	0.00	0.00	500.00	0.00	500.00
01 2660 431 008	SECURITY - REPAIRS & MAINT BSMS	500.00	0.00	0.00	0.00	500.00	0.00	500.00
01 2660 590 000	SECURITY - PURCHASED SERVICES DIST	15,000.00	0.00	5,444.00	41.89	9,556.00	840.00	8,716.00
01 2660 590 001	SECURITY - PURCHASED SERVICES HS	1,000.00	0.00	885.18	172.52	114.82	840.00	(725.18)
01 2660 590 002	SECURITY - PURCHASED SERVICES BE	800.00	0.00	882.50	110.31	(82.50)	0.00	(82.50)
01 2660 590 003	SECURITY - PURCHASED SERVICES PC	800.00	0.00	0.00	0.00	800.00	0.00	800.00
01 2660 590 004	SECURITY - PURCHASED SERVICES HE	800.00	0.00	281.25	140.16	518.75	840.00	(321.25)
01 2660 590 005	SECURITY - PURCHASED SERVICES BMS	1,000.00	0.00	2,175.86	217.59	(1,175.86)	0.00	(1,175.86)
01 2660 590 006	SECURITY - PURCHASED SERVICES AP	800.00	0.00	0.00	0.00	800.00	0.00	800.00
01 2660 590 007	SECURITY - PURCHASED SERVICES SE	800.00	0.00	41,900.00	5,237.50	(41,100.00)	0.00	(41,100.00)
01 2660 590 008	SECURITY - PURCHASED SERVICES BSMS	1,000.00	0.00	41,380.00	4,138.00	(40,380.00)	0.00	(40,380.00)
01 2660 610 000	SECURITY - SUPPLIES DIST	3,000.00	0.00	0.00	0.00	3,000.00	0.00	3,000.00
01 2660 610 001	SECURITY - SUPPLIES HS	500.00	0.00	0.00	0.00	500.00	0.00	500.00
01 2660 610 002	SECURITY - SUPPLIES BE	400.00	0.00	0.00	0.00	400.00	0.00	400.00
01 2660 610 003	SECURITY - SUPPLIES PC	400.00	0.00	0.00	0.00	400.00	0.00	400.00
01 2660 610 004	SECURITY - SUPPLIES HE	400.00	0.00	0.00	0.00	400.00	0.00	400.00
01 2660 610 005	SECURITY - SUPPLIES BMS	500.00	0.00	0.00	0.00	500.00	0.00	500.00
01 2660 610 006	SECURITY - SUPPLIES AP	400.00	0.00	0.00	0.00	400.00	0.00	400.00
01 2660 610 007	SECURITY - SUPPLIES SE	400.00	0.00	61.31	15.33	338.69	0.00	338.69
01 2660 610 008	SECURITY - SUPPLIES BSMS	500.00	0.00	0.00	0.00	500.00	0.00	500.00
01 2660 733 000	SECURITY - FURN & FIXTURES DIST	9,000.00	0.00	0.00	0.00	9,000.00	0.00	9,000.00
01 2660 733 001	SECURITY - FURN & FIXTURES HS	9,500.00	0.00	0.00	0.00	9,500.00	0.00	9,500.00
01 2660 733 002	SECURITY - FURN & FIXTURES BE	6,500.00	0.00	0.00	0.00	6,500.00	0.00	6,500.00
01 2660 733 003	SECURITY - FURN & FIXTURES PC	6,500.00	0.00	0.00	0.00	6,500.00	0.00	6,500.00
01 2660 733 004	SECURITY - FURN & FIXTURES HE	6,500.00	0.00	0.00	0.00	6,500.00	0.00	6,500.00
01 2660 733 005	SECURITY - FURN & FIXTURES BMS	8,500.00	0.00	0.00	0.00	8,500.00	0.00	8,500.00
01 2660 733 006	SECURITY - FURN & FIXTURES AP	6,500.00	0.00	0.00	0.00	6,500.00	0.00	6,500.00
01 2660 733 007	SECURITY - FURN & FIXTURES SE	6,500.00	0.00	0.00	0.00	6,500.00	0.00	6,500.00
01 2660 733 008	SECURITY - FURN & FIXTURES BSMS	6,500.00	0.00	0.00	0.00	6,500.00	0.00	6,500.00
2660	SECURITY	160,200.00	1,485.00	173,822.59	120.49	(13,622.59)	19,203.50	(32,826.09)
2710	REGULAR PUPIL TRANSPORTATION							
01 2710 110 000	REG TRANSP - SALARIES NON-INSTR	189,523.00	22,879.64	131,939.27	69.62	57,583.73	0.00	57,583.73
01 2710 120 000	REG TRANSP - SUBS NON-INSTR	5,000.00	0.00	0.00	0.00	5,000.00	0.00	5,000.00
01 2710 130 000	REG TRANSP - OT SALARIES NON-INSTR	6,500.00	428.40	2,898.39	44.59	3,601.61	0.00	3,601.61
01 2710 150 000	REG TRANSP - ADD'L COMP NON-INSTR	138.00	7.18	35.90	26.01	102.10	0.00	102.10
01 2710 210 000	REG TRANSP - GROUP INS NON-INSTR	975.00	36.26	196.63	20.17	778.37	0.00	778.37
01 2710 220 000	REG TRANSP - SOC SEC NON-INSTR	15,836.00	1,810.86	10,454.14	66.02	5,381.86	0.00	5,381.86
01 2710 230 000	REG TRANSP - RETIREMENT NON-INSTR	14,408.00	1,593.42	9,148.05	63.49	5,259.95	0.00	5,259.95
01 2710 237 000	REG TRANSP - INCR RET CONTR	4,955.00	547.98	3,146.16	63.49	1,808.84	0.00	1,808.84
01 2710 280 000	REG TRANSP - HEALTH BEN NON-INSTR DIST	5,850.00	356.25	1,781.25	30.45	4,068.75	0.00	4,068.75
01 2710 332 000	REG TRANSP - MILEAGE TO PARENTS	10,000.00	0.00	0.00	0.00	10,000.00	0.00	10,000.00

Regular; Processing Month 02/2023

Account Number	Account Description	Revised Budget	Expended During Month	Expenditures to Date	% of Budget	Balance at EOM	P/ O Outstanding	Unencumbered Balance
01 2710 340 000	REG TRANSP - OTHER PROF SERVICES	10,000.00	0.00	28,556.59	285.57	(18,556.59)	0.00	(18,556.59)
01 2710 490 000	REG TRANSP - REPAIRS & MAINT	85,000.00	16,251.54	80,184.82	94.49	4,815.18	130.02	4,685.16
01 2710 510 000	REG TRANSP - CONTR STUDENT TRANSP	0.00	0.00	0.00	0.00	0.00	0.00	0.00
01 2710 510 001	REG TRANSP - CONTR STUDENT TRANSP HS	0.00	0.00	0.00	0.00	0.00	0.00	0.00
01 2710 519 000	REG TRANSP - ST TRANSP OTHER SOURCES	362,208.00	46,645.78	128,521.41	35.59	233,686.59	394.80	233,291.79
01 2710 519 001	REG TRANSP - ST TRANSP OTHER SOURCES HS	35,000.00	0.00	0.00	4.23	35,000.00	1,478.84	33,521.16
01 2710 610 000	REG TRANSP - SUPPLIES	10,000.00	1,268.13	9,722.80	126.44	277.20	2,920.97	(2,643.77)
01 2710 626 000	REG TRANSP - GAS & OIL	85,000.00	8,329.27	51,608.38	60.72	33,391.62	0.00	33,391.62
01 2710 732 000	REG TRANSP - VEHICLE ACQUISITION	200,000.00	0.00	0.00	0.00	200,000.00	0.00	200,000.00
01 2710 810 000	REG TRANSP - DUES & FEES	12,500.00	525.00	10,744.25	117.87	1,755.75	3,990.00	(2,234.25)
01 2710 890 000	REG TRANSP - OTHER MISC	6,000.00	0.00	0.00	0.00	6,000.00	0.00	6,000.00
2710	REGULAR PUPIL TRANSPORTATION	1,058,893.00	100,679.71	468,938.04	45.13	589,954.96	8,914.63	581,040.33
2712	SCHOOL AGE SPEC ED TRANSPORT							
01 2712 110 000	SPED TRANSP - SALARIES NON-INSTR	153,065.00	16,297.34	95,529.74	62.41	57,535.26	0.00	57,535.26
01 2712 112 000	SPED TRANSP - SALARIES INSTR AIDES	10,100.00	1,040.02	6,359.42	62.96	3,740.58	0.00	3,740.58
01 2712 120 000	SPED TRANSP - SUB NON-INSTR	1,500.00	0.00	0.00	0.00	1,500.00	0.00	1,500.00
01 2712 130 000	SPED TRANSP - OT SALARIES NON-INSTR	2,000.00	307.13	1,363.03	68.15	636.97	0.00	636.97
01 2712 150 000	SPED TRANSP - ADD'L COMP NON-INSTR	335.00	291.88	1,751.28	522.77	(1,416.28)	0.00	(1,416.28)
01 2712 152 000	SPED TRANSP - ADD'L COMP INSTR AIDES	26.00	2.62	15.72	60.46	10.28	0.00	10.28
01 2712 210 000	SPED TRANSP - GROUP INS NON-INSTR	312.00	646.29	3,871.21	1,240.77	(3,559.21)	0.00	(3,559.21)
01 2712 212 000	SPED TRANSP - GROUP INS INSTR AIDES	31.00	2.60	15.61	50.35	15.39	0.00	15.39
01 2712 220 000	SPED TRANSP - SOC SEC NON-INSTR	12,921.00	1,341.77	7,841.45	60.69	5,079.55	0.00	5,079.55
01 2712 222 000	SPED TRANSP - SOC SEC INSTR AIDES	775.00	79.51	486.19	62.73	288.81	0.00	288.81
01 2712 230 000	SPED TRANSP - RETIREMENT NON-INSTR	11,397.00	1,220.43	7,121.57	62.49	4,275.43	0.00	4,275.43
01 2712 232 000	SPED TRANSP - RETIREMENT INSTR AIDES	742.00	76.44	467.41	62.99	274.59	0.00	274.59
01 2712 237 000	SPED TRANSP - INCR RET CONTR	4,175.00	446.02	2,610.02	62.52	1,564.98	0.00	1,564.98
01 2712 280 000	SPED TRANSP - HEALTH BEN NON-INSTR	12,000.00	722.58	4,335.48	36.13	7,664.52	0.00	7,664.52
01 2712 332 000	SPED TRANSP - MILEAGE TO PARENTS	500.00	0.00	0.00	0.00	500.00	0.00	500.00
01 2712 490 000	SPED TRANSP - REPAIRS & MAINT	20,000.00	6,751.61	7,537.01	37.69	12,462.99	0.00	12,462.99
01 2712 519 000	SPED TRANSP - ST TRANSP OTHER SOURCES	45,000.00	23,517.18	29,397.62	65.33	15,602.38	0.00	15,602.38
01 2712 626 000	SPED TRANSP - GAS & OIL	35,000.00	2,746.21	18,534.54	52.96	16,465.46	0.00	16,465.46
01 2712 732 000	SPED TRANSP - VEHICLE ACQUISITION	55,000.00	0.00	0.00	0.00	55,000.00	0.00	55,000.00
01 2712 890 000	SPED TRANSP - OTHER MISC	5,000.00	0.00	0.00	0.00	5,000.00	0.00	5,000.00
2712	SCHOOL AGE SPEC ED TRANSPORT	369,879.00	55,489.63	187,237.30	50.62	182,641.70	0.00	182,641.70
3400	CATEGORICAL GRANTS FROM CORPORATIONS & O							
01 3400 890 000	CAT GRANTS FROM CORP - OTHER MISC DIST	0.00	300.00	300.00	0.00	(300.00)	0.00	(300.00)
3400	CATEGORICAL GRANTS FROM CORPORATIONS & O	0.00	300.00	300.00	0.00	(300.00)	0.00	(300.00)
3535	HIGH ABILITY LEARNERS							
01 3535 111 000	HAL - SALARIES TEACHERS DIST	0.00	0.00	0.00	0.00	0.00	0.00	0.00
01 3535 111 002	HAL - SALARIES TEACHERS BE	18,583.00	1,277.67	7,666.02	41.25	10,916.98	0.00	10,916.98
01 3535 111 003	HAL - SALARIES TEACHERS PC	33,901.00	2,825.06	16,950.36	50.00	16,950.64	0.00	16,950.64
01 3535 111 004	HAL - SALARIES TEACHERS HE	32,975.00	2,747.88	16,487.28	50.00	16,487.72	0.00	16,487.72
01 3535 111 005	HAL - SALARIES TEACHERS BMS	18,584.00	1,277.67	7,666.02	41.25	10,917.98	0.00	10,917.98
01 3535 111 006	HAL - SALARIES TEACHERS AP	32,975.00	2,747.87	16,487.22	50.00	16,487.78	0.00	16,487.78
01 3535 111 007	HAL - SALARIES TEACHERS SE	33,901.00	2,825.07	16,950.42	50.00	16,950.58	0.00	16,950.58
01 3535 111 008	HAL - SALARIES TEACHERS BSMS	19,148.00	1,316.39	7,898.34	41.25	11,249.66	0.00	11,249.66
01 3535 151 000	HAL - ADD'L COMP TEACHERS DIST	0.00	0.00	0.00	0.00	0.00	0.00	0.00
01 3535 151 002	HAL - ADD'L COMP TEACHERS BE	48.00	0.00	0.00	0.00	48.00	0.00	48.00
01 3535 151 003	HAL - ADD'L COMP TEACHERS PC	88.00	7.34	44.04	50.05	43.96	0.00	43.96
01 3535 151 004	HAL - ADD'L COMP TEACHERS HE	86.00	7.15	42.90	49.88	43.10	0.00	43.10
01 3535 151 005	HAL - ADD'L COMP TEACHERS BMS	48.00	0.00	0.00	0.00	48.00	0.00	48.00
01 3535 151 006	HAL - ADD'L COMP TEACHERS AP	86.00	7.14	42.84	49.81	43.16	0.00	43.16
01 3535 151 007	HAL - ADD'L COMP TEACHERS SE	88.00	7.35	44.10	50.11	43.90	0.00	43.90
01 3535 151 008	HAL - ADD'L COMP TEACHERS BSMS	50.00	0.00	0.00	0.00	50.00	0.00	50.00



Regular; Processing Month 02/2023

Account Number	Account Description	Revised Budget	Expended During Month	Expenditures to Date	% of Budget	Balance at EOM	P/ O Outstanding	Unencumbered Balance
01 3535 733 008	HAL - FURN & EQUIP BSMS	0.00	0.00	0.00	0.00	0.00	0.00	0.00
01 3535 734 002	HAL - HARDWARE BE	0.00	0.00	0.00	0.00	0.00	0.00	0.00
01 3535 734 003	HAL - HARDWARE PC	0.00	0.00	0.00	0.00	0.00	0.00	0.00
01 3535 734 004	HAL - HARDWARE HE	0.00	0.00	0.00	0.00	0.00	0.00	0.00
01 3535 734 005	HAL - HARDWARE BMS	0.00	0.00	0.00	0.00	0.00	0.00	0.00
01 3535 734 006	HAL - HARDWARE AP	0.00	0.00	0.00	0.00	0.00	0.00	0.00
01 3535 734 007	HAL - HARDWARE SE	0.00	0.00	0.00	0.00	0.00	0.00	0.00
01 3535 734 008	HAL - HARDWARE BSMS	0.00	0.00	0.00	0.00	0.00	0.00	0.00
01 3535 735 002	HAL - SOFTWARE BE	0.00	0.00	0.00	0.00	0.00	0.00	0.00
01 3535 735 003	HAL - SOFTWARE PC	0.00	0.00	0.00	0.00	0.00	0.00	0.00
01 3535 735 004	HAL - SOFTWARE HE	0.00	0.00	0.00	0.00	0.00	0.00	0.00
01 3535 735 005	HAL - SOFTWARE BMS	0.00	0.00	0.00	0.00	0.00	0.00	0.00
01 3535 735 006	HAL - SOFTWARE AP	0.00	0.00	0.00	0.00	0.00	0.00	0.00
01 3535 735 007	HAL - SOFTWARE SE	0.00	0.00	0.00	0.00	0.00	0.00	0.00
01 3535 735 008	HAL - SOFTWARE BSMS	0.00	0.00	0.00	0.00	0.00	0.00	0.00
01 3535 810 000	HAL - DUES & FEES DIST	0.00	461.75	641.75	0.00	(641.75)	0.00	(641.75)
01 3535 810 001	HAL - DUES & FEES HS	300.00	0.00	0.00	0.00	300.00	0.00	300.00
01 3535 810 002	HAL - DUES & FEES BE	1,500.00	0.00	0.00	0.00	1,500.00	0.00	1,500.00
01 3535 810 003	HAL - DUES & FEES PC	300.00	0.00	0.00	0.00	300.00	0.00	300.00
01 3535 810 004	HAL - DUES & FEES HE	300.00	0.00	0.00	0.00	300.00	0.00	300.00
01 3535 810 005	HAL - DUES & FEES BMS	300.00	0.00	0.00	0.00	300.00	0.00	300.00
01 3535 810 006	HAL - DUES & FEES AP	300.00	0.00	0.00	0.00	300.00	0.00	300.00
01 3535 810 007	HAL - DUES & FEES SE	300.00	0.00	0.00	0.00	300.00	0.00	300.00
01 3535 810 008	HAL - DUES & FEES BSMS	300.00	0.00	0.00	0.00	300.00	0.00	300.00
01 3535 890 001	HAL - OTHER MISC HS	0.00	0.00	0.00	0.00	0.00	0.00	0.00
01 3535 890 002	HAL - OTHER MISC BE	750.00	0.00	0.00	0.00	750.00	0.00	750.00
01 3535 890 003	HAL - OTHER MISC PC	750.00	0.00	0.00	0.00	750.00	0.00	750.00
01 3535 890 004	HAL - OTHER MISC HE	750.00	0.00	0.00	0.00	750.00	0.00	750.00
01 3535 890 005	HAL - OTHER MISC BMS	750.00	0.00	0.00	0.00	750.00	0.00	750.00
01 3535 890 006	HAL - OTHER MISC AP	750.00	0.00	0.00	0.00	750.00	0.00	750.00
01 3535 890 007	HAL - OTHER MISC SE	750.00	0.00	0.00	0.00	750.00	0.00	750.00
01 3535 890 008	HAL - OTHER MISC BSMS	750.00	0.00	0.00	0.00	750.00	0.00	750.00
3535 HIGH ABILITY LEARNERS		270,702.00	19,867.14	120,323.13	44.50	150,378.87	151.44	150,227.43
3599 OTHER STATE CATEGORICAL PROGRAMS								
01 3599 610 004 MENTAL HEALTH GRANT		0.00	0.00	4,814.20	0.00	(4,814.20)	208.98	(5,023.18)
3599 OTHER STATE CATEGORICAL PROGRAMS		0.00	0.00	4,814.20	0.00	(4,814.20)	208.98	(5,023.18)
4300 ARCH & ENGINEERING								
01 4300 340 000 ARCH & ENGINEERING - OTHER PROF SERVICES		0.00	0.00	0.00	0.00	0.00	0.00	0.00
4300 ARCH & ENGINEERING		0.00	0.00	0.00	0.00	0.00	0.00	0.00
5000 DEBT SERVICES								
01 5000 807 000 REPAYMENT OF TAXES FOR REVALUED PROP		0.00	0.00	0.00	0.00	0.00	0.00	0.00
01 5000 831 000 DEBT SERVICE - REDEMPTION/PRINCIPAL DIST		1,000,000.00	0.00	0.00	0.00	1,000,000.00	0.00	1,000,000.00
01 5000 832 000 DEBT SERVICE - INTEREST DIST		500,000.00	0.00	0.00	0.00	500,000.00	0.00	500,000.00
5000 DEBT SERVICES		1,500,000.00	0.00	0.00	0.00	1,500,000.00	0.00	1,500,000.00
6200 TITLE I, PART A ESSA IMPROV THE ACADEM								
01 6200 111 002 TITLE 1 ESSA - SALARIES TEACHERS BE		77,435.00	6,323.81	37,942.86	49.00	39,492.14	0.00	39,492.14
01 6200 151 002 TITLE 1 ESSA - ADD'L COMP TEACHERS BE		202.00	16.44	98.64	48.83	103.36	0.00	103.36
01 6200 211 002 TITLE 1 ESSA - GROUP INS TEACHERS BE		25,587.00	1,987.87	11,927.22	46.61	13,659.78	0.00	13,659.78
01 6200 221 002 TITLE 1 ESSA - SOC SEC TEACHERS BE		5,939.00	482.91	2,897.41	48.79	3,041.59	0.00	3,041.59
01 6200 231 002 TITLE 1 ESSA - RETIREMENT TEACHERS BE		5,706.00	464.80	2,788.80	48.87	2,917.20	0.00	2,917.20
01 6200 237 002 TITLE 1 ESSA - INCR RET CONTR BE		1,962.00	159.85	959.15	48.89	1,002.85	0.00	1,002.85
01 6200 320 001 TITLE I, PART A ESSA - PROF ED SERV		0.00	0.00	0.00	0.00	0.00	0.00	0.00
01 6200 320 002 TITLE I, PART A ESSA - PROF ED SERV		750.00	0.00	0.00	0.00	750.00	0.00	750.00
01 6200 580 001 TITLE 1 ESSA - TRAVEL & MILEAGE HS		100.00	0.00	0.00	0.00	100.00	0.00	100.00

Account Number	Account Description	Revised Budget	Expended During Month	Expenditures to Date	% of Budget	Balance at EOM	P/ O Outstanding	Unencumbered Balance
01 6200 580 002	TITLE 1 ESSA - TRAVEL & MILEAGE BE	100.00	0.00	0.00	0.00	100.00	0.00	100.00
01 6200 580 003	TITLE 1 ESSA - TRAVEL & MILEAGE PC	100.00	0.00	0.00	0.00	100.00	0.00	100.00
01 6200 610 002	TITLE 1 ESSA - SUPPLIES BE	250.00	0.00	0.00	0.00	250.00	0.00	250.00
01 6200 610 003	TITLE 1 ESSA - SUPPLIES PC	250.00	0.00	0.00	0.00	250.00	0.00	250.00
01 6200 610 004	TITLE 1 ESSA - SUPPLIES HE	250.00	0.00	0.00	0.00	250.00	0.00	250.00
01 6200 640 002	TITLE 1 ESSA - BOOKS & PER BE	500.00	0.00	0.00	0.00	500.00	0.00	500.00
01 6200 640 003	TITLE 1 ESSA - BOOKS & PER PC	500.00	0.00	0.00	0.00	500.00	0.00	500.00
01 6200 640 004	TITLE 1 ESSA - BOOKS & PER HE	500.00	0.00	0.00	0.00	500.00	0.00	500.00
01 6200 810 002	TITLE 1 ESSA - DUES & FEES BE	250.00	0.00	0.00	0.00	250.00	0.00	250.00
01 6200 890 002	TITLE 1 ESSA - OTHER MISC BE	350.00	0.00	0.00	0.00	350.00	0.00	350.00
01 6200 890 003	TITLE 1 ESSA - OTHER MISC PC	350.00	0.00	0.00	0.00	350.00	0.00	350.00
01 6200 890 004	TITLE 1 ESSA - OTHER MISC HE	350.00	0.00	0.00	0.00	350.00	0.00	350.00
6200	TITLE I, PART A ESSA IMPROV THE ACADEM	121,431.00	9,435.68	56,614.08	46.62	64,816.92	0.00	64,816.92
6310	TITLE II, PART A ESSA TCHR QUAL GRANTS							
01 6310 111 000	TITLE IIA ESSA - SALARIES TEACHERS DIST	0.00	0.00	0.00	0.00	0.00	0.00	0.00
01 6310 111 001	TITLE IIA ESSA - SALARIES TEACHERS HS	0.00	0.00	0.00	0.00	0.00	0.00	0.00
01 6310 111 002	TITLE IIA ESSA - SALARIES TEACHERS BE	6,500.00	0.00	2,506.25	38.56	3,993.75	0.00	3,993.75
01 6310 111 003	TITLE IIA ESSA - SALARIES TEACHERS PC	6,500.00	0.00	1,555.00	23.92	4,945.00	0.00	4,945.00
01 6310 111 004	TITLE IIA ESSA - SALARIES TEACHERS HE	6,500.00	0.00	2,750.00	42.31	3,750.00	0.00	3,750.00
01 6310 111 005	TITLE IIA ESSA - SALARIES TEACHERS BMS	6,500.00	0.00	0.00	0.00	6,500.00	0.00	6,500.00
01 6310 111 006	TITLE IIA ESSA - SALARIES TEACHERS AP	6,500.00	0.00	375.00	5.77	6,125.00	0.00	6,125.00
01 6310 111 007	TITLE IIA ESSA - SALARIES TEACHERS SE	6,500.00	0.00	1,500.00	23.08	5,000.00	0.00	5,000.00
01 6310 111 008	TITLE IIA ESSA - SALARIES TEACHERS BSMS	6,500.00	0.00	0.00	0.00	6,500.00	0.00	6,500.00
01 6310 123 001	TITLE IIA ESSA - SUB TEACHERS HS	0.00	0.00	0.00	0.00	0.00	0.00	0.00
01 6310 123 002	TITLE IIA ESSA - SUB TEACHERS BE	0.00	0.00	0.00	0.00	0.00	0.00	0.00
01 6310 123 003	TITLE IIA ESSA - SUB TEACHERS PC	0.00	0.00	0.00	0.00	0.00	0.00	0.00
01 6310 123 004	TITLE IIA ESSA - SUB TEACHERS HE	0.00	0.00	0.00	0.00	0.00	0.00	0.00
01 6310 123 006	TITLE IIA ESSA - SUB TEACHERS AP	0.00	0.00	0.00	0.00	0.00	0.00	0.00
01 6310 221 000	TITLE IIA ESSA - SOC SEC TEACHERS DIST	0.00	0.00	0.00	0.00	0.00	0.00	0.00
01 6310 221 001	TITLE IIA ESSA - SOC SEC TEACHERS HS	0.00	0.00	0.00	0.00	0.00	0.00	0.00
01 6310 221 002	TITLE IIA ESSA - SOC SEC TEACHERS BE	499.00	0.00	191.65	38.41	307.35	0.00	307.35
01 6310 221 003	TITLE IIA ESSA - SOC SEC TEACHERS PC	497.00	0.00	118.99	23.94	378.01	0.00	378.01
01 6310 221 004	TITLE IIA ESSA - SOC SEC TEACHERS HE	497.00	0.00	210.29	42.31	286.71	0.00	286.71
01 6310 221 005	TITLE IIA ESSA - SOC SEC TEACHERS BMS	497.00	0.00	0.00	0.00	497.00	0.00	497.00
01 6310 221 006	TITLE IIA ESSA - SOC SEC TEACHERS AP	497.00	0.00	28.67	5.77	468.33	0.00	468.33
01 6310 221 007	TITLE IIA ESSA - SOC SEC TEACHERS SE	497.00	0.00	114.75	23.09	382.25	0.00	382.25
01 6310 221 008	TITLE IIA ESSA - SOC SEC TEACHERS BSMS	497.00	0.00	0.00	0.00	497.00	0.00	497.00
01 6310 231 000	TITLE IIA ESSA - RETIREMENT TEACHERS DIS	0.00	0.00	0.00	0.00	0.00	0.00	0.00
01 6310 231 001	TITLE IIA ESSA - RETIREMENT TEACHERS HS	0.00	0.00	0.00	0.00	0.00	0.00	0.00
01 6310 231 002	TITLE IIA ESSA - RETIREMENT TEACHERS BE	478.00	0.00	167.70	35.08	310.30	0.00	310.30
01 6310 231 003	TITLE IIA ESSA - RETIREMENT TEACHERS PC	478.00	0.00	114.30	23.91	363.70	0.00	363.70
01 6310 231 004	TITLE IIA ESSA - RETIREMENT TEACHERS HE	478.00	0.00	202.13	42.29	275.87	0.00	275.87
01 6310 231 005	TITLE IIA ESSA - RETIREMENT TEACHERS BMS	478.00	0.00	0.00	0.00	478.00	0.00	478.00
01 6310 231 006	TITLE IIA ESSA - RETIREMENT TEACHERS AP	478.00	0.00	27.56	5.77	450.44	0.00	450.44
01 6310 231 007	TITLE IIA ESSA - RETIREMENT TEACHERS SE	478.00	0.00	110.26	23.07	367.74	0.00	367.74
01 6310 231 008	TITLE IIA ESSA - RETIREMENT TEACHERS BSMS	478.00	0.00	0.00	0.00	478.00	0.00	478.00
01 6310 237 000	TITLE IIA ESSA - INCR RET CONTR DIST	0.00	0.00	0.00	0.00	0.00	0.00	0.00
01 6310 237 001	TITLE IIA ESSA - INCR RET CONTR HS	0.00	0.00	0.00	0.00	0.00	0.00	0.00
01 6310 237 002	TITLE IIA ESSA - INCR RET CONTR BE	164.00	0.00	57.68	35.17	106.32	0.00	106.32
01 6310 237 003	TITLE IIA ESSA - INCR RET CONTR PC	164.00	0.00	39.35	23.99	124.65	0.00	124.65
01 6310 237 004	TITLE IIA ESSA - INCR RET CONTR HE	164.00	0.00	69.56	42.41	94.44	0.00	94.44
01 6310 237 005	TITLE IIA ESSA - INCR RET CONTR BMS	164.00	0.00	0.00	0.00	164.00	0.00	164.00
01 6310 237 006	TITLE IIA ESSA - INCR RET CONTR AP	164.00	0.00	9.49	5.79	154.51	0.00	154.51
01 6310 237 007	TITLE IIA ESSA - INCR RET CONTR SE	164.00	0.00	37.92	23.12	126.08	0.00	126.08
01 6310 237 008	TITLE IIA ESSA - INCR RET CONTR BSMS	164.00	0.00	0.00	0.00	164.00	0.00	164.00





Account Number	Account Description	Revised Budget	Expended During Month	Expenditures to Date	% of Budget	Balance at EOM	P/ O Outstanding	Unencumbered Balance
01 6408 580 003	IDEA E/P - TRAVEL & MILEAGE PC	0.00	0.00	0.00	0.00	0.00	0.00	0.00
01 6408 580 004	IDEA E/P - TRAVEL & MILEAGE HE	0.00	0.00	0.00	0.00	0.00	0.00	0.00
01 6408 580 006	IDEA E/P - TRAVEL & MILEAGE AP	1,200.00	0.00	0.00	0.00	1,200.00	0.00	1,200.00
01 6408 590 000	IDEA E/P - PURCHASED SERVICES DIST	170,000.00	15,011.18	62,538.52	36.79	107,461.48	0.00	107,461.48
01 6408 590 001	IDEA E/P - PURCHASED SERVICES HS	15,000.00	0.00	0.00	0.00	15,000.00	0.00	15,000.00
01 6408 590 002	IDEA E/P - PURCHASED SERVICES BE	0.00	0.00	0.00	0.00	0.00	0.00	0.00
01 6408 590 003	IDEA E/P - PURCHASED SERVICES PC	0.00	0.00	0.00	0.00	0.00	0.00	0.00
01 6408 590 004	IDEA E/P - PURCHASED SERVICES HE	0.00	0.00	0.00	0.00	0.00	0.00	0.00
01 6408 590 005	IDEA E/P - PURCHASED SERVICES BMS	0.00	0.00	0.00	0.00	0.00	0.00	0.00
01 6408 590 006	IDEA E/P - PURCHASED SERVICES AP	0.00	0.00	0.00	0.00	0.00	0.00	0.00
01 6408 610 001	IDEA E/P - SUPPLIES HS	1,000.00	0.00	0.00	0.00	1,000.00	0.00	1,000.00
01 6408 610 002	IDEA E/P - SUPPLIES BE	2,000.00	0.00	0.00	0.00	2,000.00	0.00	2,000.00
01 6408 610 003	IDEA E/P - SUPPLIES PC	500.00	0.00	0.00	0.00	500.00	0.00	500.00
01 6408 610 004	IDEA E/P - SUPPLIES HE	0.00	0.00	0.00	0.00	0.00	0.00	0.00
01 6408 610 006	IDEA E/P - SUPPLIES AP	0.00	1,132.69	1,598.50	0.00	(1,598.50)	0.00	(1,598.50)
01 6408 640 001	IDEA E/P - BOOKS & PER HS	0.00	0.00	0.00	0.00	0.00	0.00	0.00
01 6408 640 002	IDEA E/P - BOOKS & PER BE	0.00	0.00	0.00	0.00	0.00	0.00	0.00
01 6408 640 003	IDEA E/P - BOOKS & PER PC	0.00	0.00	0.00	0.00	0.00	0.00	0.00
01 6408 640 004	IDEA E/P - BOOKS & PER HE	0.00	0.00	0.00	0.00	0.00	0.00	0.00
01 6408 640 006	IDEA E/P - BOOKS & PER AP	0.00	0.00	0.00	0.00	0.00	0.00	0.00
01 6408 650 001	IDEA E/P - SUPPLIES TECH-REL HS	0.00	0.00	0.00	0.00	0.00	0.00	0.00
01 6408 650 002	IDEA E/P - SUPPLIES TECH-REL BE	0.00	0.00	0.00	0.00	0.00	0.00	0.00
01 6408 650 003	IDEA E/P - SUPPLIES TECH-REL PC	0.00	0.00	0.00	0.00	0.00	0.00	0.00
01 6408 650 004	IDEA E/P - SUPPLIES TECH-REL HE	0.00	0.00	0.00	0.00	0.00	0.00	0.00
01 6408 650 006	IDEA E/P - SUPPLIES TECH-REL AP	0.00	0.00	0.00	0.00	0.00	0.00	0.00
01 6408 733 001	IDEA E/P - FURN & EQUIP HS	0.00	0.00	0.00	0.00	0.00	0.00	0.00
01 6408 733 002	IDEA E/P - FURN & EQUIP BE	0.00	0.00	0.00	0.00	0.00	0.00	0.00
01 6408 733 003	IDEA E/P - FURN & EQUIP PC	0.00	0.00	0.00	0.00	0.00	0.00	0.00
01 6408 733 004	IDEA E/P - FURN & EQUIP HE	0.00	0.00	0.00	0.00	0.00	0.00	0.00
01 6408 733 006	IDEA E/P - FURN & EQUIP AP	0.00	0.00	0.00	0.00	0.00	0.00	0.00
01 6408 734 001	IDEA E/P - HARDWARE HS	0.00	0.00	0.00	0.00	0.00	0.00	0.00
01 6408 734 002	IDEA E/P - HARDWARE BE	0.00	0.00	0.00	0.00	0.00	0.00	0.00
01 6408 734 003	IDEA E/P - HARDWARE PC	0.00	0.00	0.00	0.00	0.00	0.00	0.00
01 6408 734 004	IDEA E/P - HARDWARE HE	0.00	0.00	0.00	0.00	0.00	0.00	0.00
01 6408 734 006	IDEA E/P - HARDWARE AP	0.00	0.00	0.00	0.00	0.00	0.00	0.00
01 6408 735 001	IDEA E/P - SOFTWARE HS	0.00	0.00	0.00	0.00	0.00	0.00	0.00
01 6408 735 002	IDEA E/P - SOFTWARE BE	0.00	0.00	0.00	0.00	0.00	0.00	0.00
01 6408 735 003	IDEA E/P - SOFTWARE PC	0.00	0.00	0.00	0.00	0.00	0.00	0.00
01 6408 735 004	IDEA E/P - SOFTWARE HE	0.00	0.00	0.00	0.00	0.00	0.00	0.00
01 6408 735 006	IDEA E/P - SOFTWARE AP	0.00	0.00	0.00	0.00	0.00	0.00	0.00
01 6408 810 001	IDEA E/P - DUES & FEES HS	0.00	0.00	0.00	0.00	0.00	0.00	0.00
01 6408 810 002	IDEA E/P - DUES & FEES BE	0.00	0.00	0.00	0.00	0.00	0.00	0.00
01 6408 810 003	IDEA E/P - DUES & FEES PC	0.00	0.00	0.00	0.00	0.00	0.00	0.00
01 6408 810 004	IDEA E/P - DUES & FEES HE	0.00	0.00	0.00	0.00	0.00	0.00	0.00
01 6408 810 006	IDEA E/P - DUES & FEES AP	1,500.00	0.00	209.00	13.93	1,291.00	0.00	1,291.00
01 6408 890 001	IDEA E/P - OTHER MISC HS	0.00	0.00	0.00	0.00	0.00	0.00	0.00
01 6408 890 002	IDEA E/P - OTHER MISC BE	100.00	0.00	0.00	0.00	100.00	0.00	100.00
01 6408 890 003	IDEA E/P - OTHER MISC PC	0.00	0.00	0.00	0.00	0.00	0.00	0.00
01 6408 890 004	IDEA E/P - OTHER MISC HE	0.00	0.00	0.00	0.00	0.00	0.00	0.00
01 6408 890 006	IDEA E/P - OTHER MISC AP	0.00	0.00	0.00	0.00	0.00	0.00	0.00
6408	IDEA PART B-611-BASE-EP	839,157.00	101,754.33	423,488.79	55.17	415,668.21	39,500.00	376,168.21
6412	IDEA PART B PROPORTIONATE SHARE							
01 6412 111 000	IDEA B PRO SHARE - SALARIES TEACHERS	3,120.00	469.13	2,814.78	90.22	305.22	0.00	305.22
01 6412 151 000	IDEA B PRO SHARE - ADD'L COMP TEACHERS	9.00	1.22	7.32	81.33	1.68	0.00	1.68
01 6412 211 000	IDEA B PRO SHARE - GROUP INS TEACHERS	672.00	117.46	704.76	104.88	(32.76)	0.00	(32.76)

Account Number	Account Description	Revised Budget	Expended During Month	Expenditures to Date	% of Budget	Balance at EOM	P/ O Outstanding	Unencumbered Balance
01 6412 221 000	IDEA B PRO SHARE - SOC SEC TEACHERS	239.00	34.13	204.78	85.68	34.22	0.00	34.22
01 6412 231 000	IDEA B PRO SHARE - RETIREMENT TEACHERS	229.00	34.48	206.88	90.34	22.12	0.00	22.12
01 6412 237 000	IDEA B PRO SHARE - INCR RET CONTR	79.00	11.86	71.16	90.08	7.84	0.00	7.84
01 6412 281 000	IDEA B PRO SHARE - HEALTH BEN TEACHERS	0.00	0.00	0.00	0.00	0.00	0.00	0.00
01 6412 590 000	IDEA B PRO SHARE - PURCHASED SERVICES	0.00	0.00	0.00	0.00	0.00	0.00	0.00
6412	IDEA PART B PROPORTIONATE SHARE	4,348.00	668.28	4,009.68	92.22	338.32	0.00	338.32
6421	IDEA ARP Part B 611							
01 6421 111 002	IDEA ARP B 611 - SALARIES TEACHERS BE	0.00	0.00	0.00	0.00	0.00	0.00	0.00
01 6421 111 006	IDEA ARP B 611 - SALARIES TEACHERS AP	0.00	0.00	0.00	0.00	0.00	0.00	0.00
01 6421 123 002	IDEA ARP B 611 - SUB SALARIES TEACHERS BE	0.00	0.00	0.00	0.00	0.00	0.00	0.00
01 6421 123 006	IDEA ARP B 611 - SUB SALARIES TEACHERS AP	0.00	0.00	0.00	0.00	0.00	0.00	0.00
01 6421 151 002	IDEA ARP B 611 - ADD'L COMP TEACHERS BE	0.00	0.00	0.00	0.00	0.00	0.00	0.00
01 6421 151 006	IDEA ARP B 611 - ADD'L COMP TEACHERS AP	0.00	0.00	0.00	0.00	0.00	0.00	0.00
01 6421 211 002	IDEA ARP B 611 - GROUP INS TEACHERS BE	0.00	0.00	0.00	0.00	0.00	0.00	0.00
01 6421 211 006	IDEA ARP B 611 - GROUP INS TEACHERS AP	0.00	0.00	0.00	0.00	0.00	0.00	0.00
01 6421 221 002	IDEA ARP B 611 - SOC SEC TEACHERS BE	0.00	0.00	0.00	0.00	0.00	0.00	0.00
01 6421 221 006	IDEA ARP B 611 - SOC SEC TEACHERS AP	0.00	0.00	0.00	0.00	0.00	0.00	0.00
01 6421 223 002	IDEA ARP B 611 - SOC SEC SUB TEACHERS BE	0.00	0.00	0.00	0.00	0.00	0.00	0.00
01 6421 223 006	IDEA ARP B 611 - SOC SEC SUB TEACHERS AP	0.00	0.00	0.00	0.00	0.00	0.00	0.00
01 6421 231 002	IDEA ARP B 611 - RETIREMENT TEACHERS BE	0.00	0.00	0.00	0.00	0.00	0.00	0.00
01 6421 231 006	IDEA ARP B 611 - RETIREMENT TEACHERS AP	0.00	0.00	0.00	0.00	0.00	0.00	0.00
01 6421 237 002	IDEA ARP B 611 - INCR RET CONTR BE	0.00	0.00	0.00	0.00	0.00	0.00	0.00
01 6421 237 006	IDEA ARP B 611 - INCR RET CONTR AP	0.00	0.00	0.00	0.00	0.00	0.00	0.00
01 6421 281 002	IDEA ARP B 611 - HEALTH BEN TEACHERS BE	0.00	0.00	0.00	0.00	0.00	0.00	0.00
01 6421 281 006	IDEA ARP B 611 - HEALTH BEN TEACHERS AP	0.00	0.00	0.00	0.00	0.00	0.00	0.00
01 6421 590 002	IDEA ARP B 611 - PURCHASED SERVICES BE	0.00	0.00	0.00	0.00	0.00	0.00	0.00
01 6421 590 006	IDEA ARP B 611 - PURCHASED SERVICES AP	0.00	0.00	0.00	0.00	0.00	0.00	0.00
6421	IDEA ARP Part B 611	0.00	0.00	0.00	0.00	0.00	0.00	0.00
6422	IDEA ARP Part B 619							
01 6422 111 000	IDEA ARP B 619 - SALARIES PROF	0.00	0.00	0.00	0.00	0.00	0.00	0.00
01 6422 151 000	IDEA ARP B 619 - ADD'L COMP PROF	0.00	0.00	0.00	0.00	0.00	0.00	0.00
01 6422 211 000	IDEA ARP B 619 - GROUP INS PROF	0.00	0.00	0.00	0.00	0.00	0.00	0.00
01 6422 221 000	IDEA ARP B 619 - SOC SEC PROF	0.00	0.00	0.00	0.00	0.00	0.00	0.00
01 6422 231 000	IDEA ARP B 619 - RETIREMENT PROF	0.00	0.00	0.00	0.00	0.00	0.00	0.00
01 6422 237 000	IDEA ARP B 619 - INC RET CONTR PROF	0.00	0.00	0.00	0.00	0.00	0.00	0.00
01 6422 281 000	IDEA ARP B 619 - HEALTH BEN PROF	0.00	0.00	0.00	0.00	0.00	0.00	0.00
6422	IDEA ARP Part B 619	0.00	0.00	0.00	0.00	0.00	0.00	0.00
6423	IDEA ARP NonPublic							
01 6423 111 000	NONPUBLIC ARP - SALARIES PROF	0.00	0.00	0.00	0.00	0.00	0.00	0.00
01 6423 151 000	NONPUBLIC ARP - ADD'L COMP PROF	0.00	0.00	0.00	0.00	0.00	0.00	0.00
01 6423 211 000	NONPUBLIC ARP - GROUP INS PROF	0.00	0.00	0.00	0.00	0.00	0.00	0.00
01 6423 221 000	NONPUBLIC ARP - SOC SEC PROF	0.00	0.00	0.00	0.00	0.00	0.00	0.00
01 6423 231 000	NONPUBLIC ARP - RETIREMENT PROF	0.00	0.00	0.00	0.00	0.00	0.00	0.00
01 6423 237 000	NONPUBLIC ARP - INC RET CONTR PROF	0.00	0.00	0.00	0.00	0.00	0.00	0.00
01 6423 281 000	NONPUBLIC ARP - HEALTH BEN PROF	0.00	0.00	0.00	0.00	0.00	0.00	0.00
01 6423 610 000	NONPUBLIC ARP - SUPPLIES	0.00	0.00	0.00	0.00	0.00	0.00	0.00
6423	IDEA ARP NonPublic	0.00	0.00	0.00	0.00	0.00	0.00	0.00
6700	FED VOC & APP TECH ED (CARL PERKINS)							
01 6700 111 001 011	PERKINS - SALARIES TEACHERS HS	0.00	0.00	0.00	0.00	0.00	0.00	0.00
01 6700 221 001	PERKINS - SOC SEC TEACHERS HS	0.00	0.00	0.00	0.00	0.00	0.00	0.00
01 6700 231 001 011	PERKINS - RETIREMENT TEACHERS HS	0.00	0.00	0.00	0.00	0.00	0.00	0.00
01 6700 237 001 011	PERKINS - INCR RET CONTR HS	0.00	0.00	0.00	0.00	0.00	0.00	0.00
01 6700 890 001 011	PERKINS - OTHER MISC HS	0.00	0.00	1,544.04	0.00	(1,544.04)	0.00	(1,544.04)

Account Number	Account Description	Revised Budget	Expended During Month	Expenditures to Date	% of Budget	Balance at EOM	P/ O Outstanding	Unencumbered Balance
6700	FED VOC & APP TECH ED (CARL PERKINS)	0.00	0.00	1,544.04	0.00	(1,544.04)	0.00	(1,544.04)
6925	TITLE III ESSA - LIMITED ENG PROF GRANT							
01 6925 111 002	TITLE III ESSA ELL - SALARIES TEACHER BE	0.00	0.00	0.00	0.00	0.00	0.00	0.00
01 6925 111 006	TITLE III ESSA ELL - SALARIES TEACHER AP	0.00	0.00	0.00	0.00	0.00	0.00	0.00
01 6925 610 000	TITLE III ESSA ELL - SUPPLIES DIST	0.00	0.00	0.00	0.00	0.00	0.00	0.00
01 6925 610 002	TITLE III ESSA ELL - SUPPLIES BE	0.00	0.00	0.00	0.00	0.00	0.00	0.00
01 6925 610 006	TITLE III ESSA ELL - SUPPLIES AP	0.00	0.00	0.00	0.00	0.00	0.00	0.00
6925	TITLE III ESSA - LIMITED ENG PROF GRANT	0.00	0.00	0.00	0.00	0.00	0.00	0.00
6926	TITLE III ESSA - IMMIGRANT EDUCATION							
01 6926 610 000	TITLE III ESSA IMMIGRANT - SUPPLIES DIST	0.00	0.00	0.00	0.00	0.00	0.00	0.00
6926	TITLE III ESSA - IMMIGRANT EDUCATION	0.00	0.00	0.00	0.00	0.00	0.00	0.00
6990	OTHER FED CATEGORICAL RECEIPTS							
01 6990 610 002	TITLE III ESSA IMMIGRANT - SUPPLIES BE	0.00	0.00	0.00	0.00	0.00	0.00	0.00
01 6990 610 006	TITLE III ESSA IMMIGRANT - SUPPLIES AP	0.00	0.00	0.00	0.00	0.00	0.00	0.00
6990	OTHER FED CATEGORICAL RECEIPTS	0.00	0.00	0.00	0.00	0.00	0.00	0.00
6997	ESSER II							
01 6997 111 000	ESSER II - SALARIES TEACHERS DIST	0.00	0.00	0.00	0.00	0.00	0.00	0.00
01 6997 111 002	ESSER II - SALARIES TEACHERS BE	0.00	0.00	0.00	0.00	0.00	0.00	0.00
01 6997 151 000	ESSER II - ADD'L COMP TEACHERS DIST	0.00	0.00	0.00	0.00	0.00	0.00	0.00
01 6997 151 002	ESSER II - ADD'L COMP TEACHERS BE	0.00	0.00	0.00	0.00	0.00	0.00	0.00
01 6997 211 000	ESSER II - GROUP INS TEACHERS/PROF DIST	0.00	0.00	0.00	0.00	0.00	0.00	0.00
01 6997 211 002	ESSER II - GROUP INS TEACHERS/PROF BE	0.00	0.00	0.00	0.00	0.00	0.00	0.00
01 6997 221 000	ESSER II - SOC SEC TEACHERS/PROF DIST	0.00	0.00	0.00	0.00	0.00	0.00	0.00
01 6997 221 002	ESSER II - SOC SEC TEACHERS/PROF BE	0.00	0.00	0.00	0.00	0.00	0.00	0.00
01 6997 231 000	ESSER II - RETIREMENT TEACHERS/PROF DIST	0.00	0.00	0.00	0.00	0.00	0.00	0.00
01 6997 231 002	ESSER II - RETIREMENT TEACHERS/PROF BE	0.00	0.00	0.00	0.00	0.00	0.00	0.00
01 6997 237 000	ESSER II - INCR RET CONTR DIST	0.00	0.00	0.00	0.00	0.00	0.00	0.00
01 6997 237 002	ESSER II - INCR RET CONTR BE	0.00	0.00	0.00	0.00	0.00	0.00	0.00
01 6997 281 000	ESSER II - HEALTH BEN TEACHERS/PROF DIST	0.00	0.00	0.00	0.00	0.00	0.00	0.00
01 6997 281 002	ESSER II - HEALTH BEN TEACHERS/PROF BE	0.00	0.00	0.00	0.00	0.00	0.00	0.00
6997	ESSER II	0.00	0.00	0.00	0.00	0.00	0.00	0.00
6998	ESSER III							
01 6998 640 000	ESSER III - BOOKS & PERIODICALS DIST	0.00	0.00	0.00	0.00	0.00	0.00	0.00
01 6998 640 002	ESSER III - BOOKS & PERIODICALS BE	0.00	0.00	0.00	0.00	0.00	0.00	0.00
01 6998 640 003	ESSER III - BOOKS & PERIODICALS PC	0.00	0.00	0.00	0.00	0.00	0.00	0.00
01 6998 640 004	ESSER III - BOOKS & PERIODICALS HE	0.00	0.00	0.00	0.00	0.00	0.00	0.00
01 6998 640 005	ESSER III - BOOKS & PERIODICALS BMS	0.00	0.00	0.00	0.00	0.00	0.00	0.00
01 6998 640 006	ESSER III - BOOKS & PERIODICALS AP	0.00	0.00	0.00	0.00	0.00	0.00	0.00
01 6998 640 007	ESSER III - BOOKS & PERIODICALS SE	0.00	0.00	0.00	0.00	0.00	0.00	0.00
01 6998 640 008	ESSER III - BOOKS & PERIODICALS BSMS	0.00	0.00	0.00	0.00	0.00	0.00	0.00
6998	ESSER III	0.00	0.00	0.00	0.00	0.00	0.00	0.00
8000	TRANSFERS (OUTGOING)							
01 8000 912 001	TRANSFERS TO SCHOOL NUTRITION FUND HS	0.00	0.00	0.00	0.00	0.00	0.00	0.00
01 8000 912 002	TRANSFERS TO SCHOOL NUTRITION FUND BE	0.00	0.00	0.00	0.00	0.00	0.00	0.00
01 8000 912 003	TRANSFERS TO SCHOOL NUTRITION FUND PC	0.00	0.00	0.00	0.00	0.00	0.00	0.00
01 8000 912 004	TRANSFERS TO SCHOOL NUTRITION FUND HE	0.00	0.00	0.00	0.00	0.00	0.00	0.00
01 8000 912 006	TRANSFERS TO SCHOOL NUTRITION FUND AP	0.00	0.00	0.00	0.00	0.00	0.00	0.00
01 8000 913 001	TRANSFERS TO ACTIVITY FUND HS	25,000.00	0.00	0.00	0.00	25,000.00	0.00	25,000.00
01 8000 913 002	TRANSFERS TO ACTIVITY FUND BE	4,000.00	0.00	0.00	0.00	4,000.00	0.00	4,000.00
01 8000 913 003	TRANSFERS TO ACTIVITY FUND PC	4,000.00	0.00	0.00	0.00	4,000.00	0.00	4,000.00
01 8000 913 004	TRANSFERS TO ACTIVITY FUND HE	4,000.00	0.00	0.00	0.00	4,000.00	0.00	4,000.00
01 8000 913 005	TRANSFERS TO ACTIVITY FUND BMS	4,000.00	0.00	0.00	0.00	4,000.00	0.00	4,000.00
01 8000 913 006	TRANSFERS TO ACTIVITY FUND AP	4,000.00	0.00	0.00	0.00	4,000.00	0.00	4,000.00

Account Number	Account Description	Revised Budget	Expended During Month	Expenditures to Date	% of Budget	Balance at EOM	P/ O Outstanding	Unencumbered Balance
01 8000 913 007	TRANSFERS TO ACTIVITY FUND SE	4,000.00	0.00	0.00	0.00	4,000.00	0.00	4,000.00
01 8000 913 008	TRANSFERS TO ACTIVITY FUND BSMS	4,000.00	0.00	0.00	0.00	4,000.00	0.00	4,000.00
8000	TRANSFERS (OUTGOING)	53,000.00	0.00	0.00	0.00	53,000.00	0.00	53,000.00
9000	NON-PROGRAM EXPENDITURES							
01 9000 890 000	NON-PROG EXP - OTHER MISC DIST	1,373,000.00	0.00	0.00	0.00	1,373,000.00	0.00	1,373,000.00
01 9000 890 001	NON-PROG EXP - OTHER MISC HS	0.00	0.00	0.00	0.00	0.00	0.00	0.00
01 9000 890 002	NON-PROG EXP - OTHER MISC BE	0.00	0.00	0.00	0.00	0.00	0.00	0.00
01 9000 890 003	NON-PROG EXP - OTHER MISC PC	0.00	0.00	0.00	0.00	0.00	0.00	0.00
01 9000 890 004	NON-PROG EXP - OTHER MISC HE	0.00	0.00	0.00	0.00	0.00	0.00	0.00
01 9000 890 005	NON-PROG EXP - OTHER MISC BMS	0.00	0.00	0.00	0.00	0.00	0.00	0.00
01 9000 890 006	NON-PROG EXP - OTHER MISC AP	0.00	0.00	0.00	0.00	0.00	0.00	0.00
01 9000 890 007	NON-PROG EXP - OTHER MISC SE	0.00	0.00	0.00	0.00	0.00	0.00	0.00
01 9000 890 008	NON-PROG EXP - OTHER MISC BSMS	0.00	0.00	0.00	0.00	0.00	0.00	0.00
9000	NON-PROGRAM EXPENDITURES	1,373,000.00	0.00	0.00	0.00	1,373,000.00	0.00	1,373,000.00
01	GENERAL FUND CHECKING	51,023,743.00	3,631,036.71	23,478,547.21	46.68	27,545,195.79	337,651.42	27,207,544.37

Account Number	Account Description	Revised Budget	Expended During Month	Expenditures to Date	% of Budget	Balance at EOM	P/ O Outstanding	Unencumbered Balance
02	NUTRITION SERVICES							
3100	FOOD SERVICE OPERATIONS							
02 3100 110 000	SALARIES COOKS DIST	0.00	6,693.75	40,162.50	0.00	(40,162.50)	0.00	(40,162.50)
02 3100 110 001	SALARIES COOKS HS	0.00	9,652.93	60,588.81	0.00	(60,588.81)	0.00	(60,588.81)
02 3100 110 002	SALARIES COOKS BE	0.00	6,013.08	38,256.16	0.00	(38,256.16)	0.00	(38,256.16)
02 3100 110 003	SALARIES COOKS PC	0.00	6,938.69	40,727.60	0.00	(40,727.60)	0.00	(40,727.60)
02 3100 110 004	SALARIES COOKS HE	0.00	5,702.46	33,896.61	0.00	(33,896.61)	0.00	(33,896.61)
02 3100 110 005	SALARIES COOKS BMS	0.00	8,484.19	48,833.09	0.00	(48,833.09)	0.00	(48,833.09)
02 3100 110 006	SALARIES COOKS AP	0.00	5,872.68	34,173.22	0.00	(34,173.22)	0.00	(34,173.22)
02 3100 110 007	SALARIES COOKS SE	0.00	4,901.94	32,222.73	0.00	(32,222.73)	0.00	(32,222.73)
02 3100 110 008	SALARIES COOKS BSMS	0.00	9,372.17	50,712.31	0.00	(50,712.31)	0.00	(50,712.31)
02 3100 120 001	SUB COOK SALARIES HS	0.00	1,001.68	4,795.56	0.00	(4,795.56)	0.00	(4,795.56)
02 3100 120 002	SUB COOK SALARIES BE	0.00	930.40	4,286.69	0.00	(4,286.69)	0.00	(4,286.69)
02 3100 120 003	SUB COOK SALARIES PC	0.00	0.00	693.51	0.00	(693.51)	0.00	(693.51)
02 3100 120 004	SUB COOK SALARIES HE	0.00	1,272.20	6,780.43	0.00	(6,780.43)	0.00	(6,780.43)
02 3100 120 005	SUB COOK SALARIES BMS	0.00	0.00	1,348.54	0.00	(1,348.54)	0.00	(1,348.54)
02 3100 120 006	SUB COOK SALARIES AP	0.00	0.00	208.22	0.00	(208.22)	0.00	(208.22)
02 3100 120 007	SUB COOK SALARIES SE	0.00	842.83	842.83	0.00	(842.83)	0.00	(842.83)
02 3100 120 008	SUB COOK SALARIES BSMS	0.00	0.00	0.00	0.00	0.00	0.00	0.00
02 3100 130 000	OT COOKS DIST	0.00	0.00	0.00	0.00	0.00	0.00	0.00
02 3100 130 001	OT COOKS HS	0.00	0.00	0.00	0.00	0.00	0.00	0.00
02 3100 130 002	OT COOKS BE	0.00	0.00	0.00	0.00	0.00	0.00	0.00
02 3100 130 003	OT COOKS PC	0.00	0.00	0.00	0.00	0.00	0.00	0.00
02 3100 130 004	OT COOKS HE	0.00	0.00	0.00	0.00	0.00	0.00	0.00
02 3100 130 005	OT COOKS BMS	0.00	0.00	0.00	0.00	0.00	0.00	0.00
02 3100 130 006	OT COOKS AP	0.00	0.00	174.63	0.00	(174.63)	0.00	(174.63)
02 3100 130 007	OT COOKS SE	0.00	0.00	0.00	0.00	0.00	0.00	0.00
02 3100 130 008	OT COOKS BSMS	0.00	0.00	312.77	0.00	(312.77)	0.00	(312.77)
02 3100 150 000	ADD'L COMP COOKS DIST	0.00	17.40	104.40	0.00	(104.40)	0.00	(104.40)
02 3100 150 001	ADD'L COMP COOKS HS	0.00	17.04	121.80	0.00	(121.80)	0.00	(121.80)
02 3100 150 002	ADD'L COMP COOKS BE	0.00	16.08	96.48	0.00	(96.48)	0.00	(96.48)
02 3100 150 003	ADD'L COMP COOKS PC	0.00	11.02	66.12	0.00	(66.12)	0.00	(66.12)
02 3100 150 004	ADD'L COMP COOKS HE	0.00	11.79	70.74	0.00	(70.74)	0.00	(70.74)
02 3100 150 005	ADD'L COMP COOKS BMS	0.00	17.22	98.04	0.00	(98.04)	0.00	(98.04)
02 3100 150 006	ADD'L COMP COOKS AP	0.00	10.23	61.38	0.00	(61.38)	0.00	(61.38)
02 3100 150 007	ADD'L COMP COOKS SE	0.00	7.11	42.66	0.00	(42.66)	0.00	(42.66)
02 3100 150 008	ADD'L COMP COOKS BSMS	0.00	17.87	107.22	0.00	(107.22)	0.00	(107.22)
02 3100 210 000	GROUP INS COOKS DIST	0.00	2,137.49	12,824.94	0.00	(12,824.94)	0.00	(12,824.94)
02 3100 210 001	GROUP INS COOKS HS	0.00	627.18	3,726.68	0.00	(3,726.68)	0.00	(3,726.68)
02 3100 210 002	GROUP INS COOKS BE	0.00	606.38	3,638.28	0.00	(3,638.28)	0.00	(3,638.28)
02 3100 210 003	GROUP INS COOKS PC	0.00	20.80	125.52	0.00	(125.52)	0.00	(125.52)
02 3100 210 004	GROUP INS COOKS HE	0.00	606.38	3,638.28	0.00	(3,638.28)	0.00	(3,638.28)
02 3100 210 005	GROUP INS COOKS BMS	0.00	616.78	3,695.48	0.00	(3,695.48)	0.00	(3,695.48)
02 3100 210 006	GROUP INS COOKS AP	0.00	42.54	255.10	0.00	(255.10)	0.00	(255.10)
02 3100 210 007	GROUP INS COOKS SE	0.00	606.38	3,622.10	0.00	(3,622.10)	0.00	(3,622.10)
02 3100 210 008	GROUP INS COOKS BSMS	0.00	614.18	3,669.48	0.00	(3,669.48)	0.00	(3,669.48)
02 3100 220 000	SOC SEC COOKS DIST	0.00	503.86	3,023.16	0.00	(3,023.16)	0.00	(3,023.16)
02 3100 220 001	SOC SEC COOKS HS	0.00	815.89	5,008.34	0.00	(5,008.34)	0.00	(5,008.34)
02 3100 220 002	SOC SEC COOKS BE	0.00	482.69	2,963.63	0.00	(2,963.63)	0.00	(2,963.63)
02 3100 220 003	SOC SEC COOKS PC	0.00	550.29	3,285.53	0.00	(3,285.53)	0.00	(3,285.53)
02 3100 220 004	SOC SEC COOKS HE	0.00	495.05	2,880.72	0.00	(2,880.72)	0.00	(2,880.72)
02 3100 220 005	SOC SEC COOKS BMS	0.00	649.37	3,840.37	0.00	(3,840.37)	0.00	(3,840.37)
02 3100 220 006	SOC SEC COOKS AP	0.00	459.73	2,725.68	0.00	(2,725.68)	0.00	(2,725.68)
02 3100 220 007	SOC SEC COOKS SE	0.00	439.52	2,529.78	0.00	(2,529.78)	0.00	(2,529.78)
02 3100 220 008	SOC SEC COOKS BSMS	0.00	717.34	3,907.12	0.00	(3,907.12)	0.00	(3,907.12)

Account Number	Account Description	Revised Budget	Expended During Month	Expenditures to Date	% of Budget	Balance at EOM	P/ O Outstanding	Unencumbered Balance
02 3100 230 000	RETIREMENT COOKS DIST	0.00	491.99	2,951.94	0.00	(2,951.94)	0.00	(2,951.94)
02 3100 230 001	RETIREMENT COOKS HS	0.00	709.49	4,453.28	0.00	(4,453.28)	0.00	(4,453.28)
02 3100 230 002	RETIREMENT COOKS BE	0.00	510.33	2,880.19	0.00	(2,880.19)	0.00	(2,880.19)
02 3100 230 003	RETIREMENT COOKS PC	0.00	509.99	2,993.48	0.00	(2,993.48)	0.00	(2,993.48)
02 3100 230 004	RETIREMENT COOKS HE	0.00	419.13	2,491.42	0.00	(2,491.42)	0.00	(2,491.42)
02 3100 230 005	RETIREMENT COOKS BMS	0.00	623.59	3,589.23	0.00	(3,589.23)	0.00	(3,589.23)
02 3100 230 006	RETIREMENT COOKS AP	0.00	431.64	2,524.57	0.00	(2,524.57)	0.00	(2,524.57)
02 3100 230 007	RETIREMENT COOKS SE	0.00	360.29	2,343.61	0.00	(2,343.61)	0.00	(2,343.61)
02 3100 230 008	RETIREMENT COOKS BSMS	0.00	688.85	3,724.22	0.00	(3,724.22)	0.00	(3,724.22)
02 3100 237 000	INCR RET CONTR DIST	0.00	169.20	1,015.20	0.00	(1,015.20)	0.00	(1,015.20)
02 3100 237 001	INCR RET CONTR HS	0.00	244.00	1,531.57	0.00	(1,531.57)	0.00	(1,531.57)
02 3100 237 002	INCR RET CONTR BE	0.00	175.52	990.57	0.00	(990.57)	0.00	(990.57)
02 3100 237 003	INCR RET CONTR PC	0.00	175.40	1,029.51	0.00	(1,029.51)	0.00	(1,029.51)
02 3100 237 004	INCR RET CONTR HE	0.00	144.15	856.85	0.00	(856.85)	0.00	(856.85)
02 3100 237 005	INCR RET CONTR BMS	0.00	214.47	1,234.41	0.00	(1,234.41)	0.00	(1,234.41)
02 3100 237 006	INCR RET CONTR AP	0.00	148.45	868.25	0.00	(868.25)	0.00	(868.25)
02 3100 237 007	INCR RET CONTR SE	0.00	123.91	806.00	0.00	(806.00)	0.00	(806.00)
02 3100 237 008	INCR RET CONTR BSMS	0.00	236.91	1,280.84	0.00	(1,280.84)	0.00	(1,280.84)
02 3100 280 000	HEALTH BEN COOKS DIST	0.00	0.00	0.00	0.00	0.00	0.00	0.00
02 3100 280 001	HEALTH BEN NON-INSTR HS	0.00	0.00	0.00	0.00	0.00	0.00	0.00
02 3100 280 002	HEALTH BEN NON-INSTR BE	0.00	0.00	0.00	0.00	0.00	0.00	0.00
02 3100 280 003	HEALTH BEN NON-INSTR PC	0.00	250.00	1,500.00	0.00	(1,500.00)	0.00	(1,500.00)
02 3100 280 004	HEALTH BEN NON-INSTR HE	0.00	0.00	0.00	0.00	0.00	0.00	0.00
02 3100 280 005	HEALTH BEN NON-INSTR BMS	0.00	0.00	0.00	0.00	0.00	0.00	0.00
02 3100 280 006	HEALTH BEN NON-INSTR AP	0.00	199.36	1,449.36	0.00	(1,449.36)	0.00	(1,449.36)
02 3100 280 007	HEALTH BEN NON-INSTR SE	0.00	0.00	0.00	0.00	0.00	0.00	0.00
02 3100 280 008	HEALTH BEN NON-INSTR BSMS	0.00	0.00	0.00	0.00	0.00	0.00	0.00
02 3100 431 001	REPAIRS & MAINT HS	0.00	0.00	2,280.70	0.00	(2,280.70)	999.79	(3,280.49)
02 3100 431 002	REPAIRS & MAINT BE	0.00	0.00	4,335.70	0.00	(4,335.70)	0.00	(4,335.70)
02 3100 431 003	REPAIRS & MAINT PC	0.00	2,245.88	6,530.85	0.00	(6,530.85)	2,752.34	(9,283.19)
02 3100 431 004	REPAIRS & MAINT HE	0.00	0.00	2,283.70	0.00	(2,283.70)	0.00	(2,283.70)
02 3100 431 005	REPAIRS & MAINT BMS	0.00	0.00	3,998.14	0.00	(3,998.14)	0.00	(3,998.14)
02 3100 431 006	REPAIRS & MAINT AP	0.00	0.00	0.00	0.00	0.00	0.00	0.00
02 3100 431 007	REPAIRS & MAINT SE	0.00	0.00	0.00	0.00	0.00	0.00	0.00
02 3100 431 008	REPAIRS & MAINT BSMS	0.00	0.00	0.00	0.00	0.00	0.00	0.00
02 3100 440 001	RENTALS HS	0.00	0.00	0.00	0.00	0.00	0.00	0.00
02 3100 440 002	RENTALS BE	0.00	0.00	0.00	0.00	0.00	0.00	0.00
02 3100 440 003	RENTALS PC	0.00	0.00	0.00	0.00	0.00	0.00	0.00
02 3100 440 004	RENTALS HE	0.00	0.00	0.00	0.00	0.00	0.00	0.00
02 3100 440 005	RENTALS BMS	0.00	0.00	0.00	0.00	0.00	0.00	0.00
02 3100 440 006	RENTALS AP	0.00	0.00	0.00	0.00	0.00	0.00	0.00
02 3100 440 007	RENTALS SE	0.00	0.00	0.00	0.00	0.00	0.00	0.00
02 3100 440 008	RENTALS BSMS	0.00	0.00	0.00	0.00	0.00	0.00	0.00
02 3100 580 000	TRAVEL EXPENSE AND MILEAGE DIST	0.00	83.71	634.23	0.00	(634.23)	0.00	(634.23)
02 3100 610 000	SUPPLIES DISTRICT	0.00	0.00	202.28	0.00	(202.28)	0.00	(202.28)
02 3100 610 001	SUPPLIES HS	0.00	6,077.14	17,683.22	0.00	(17,683.22)	0.00	(17,683.22)
02 3100 610 002	SUPPLIES BE	0.00	1,339.88	8,587.25	0.00	(8,587.25)	0.00	(8,587.25)
02 3100 610 003	SUPPLIES PC	0.00	2,055.43	11,377.27	0.00	(11,377.27)	0.00	(11,377.27)
02 3100 610 004	SUPPLIES HE	0.00	1,809.22	8,536.95	0.00	(8,536.95)	0.00	(8,536.95)
02 3100 610 005	SUPPLIES BMS	0.00	2,102.42	10,761.08	0.00	(10,761.08)	0.00	(10,761.08)
02 3100 610 006	SUPPLIES AP	0.00	1,577.06	8,016.41	0.00	(8,016.41)	0.00	(8,016.41)
02 3100 610 007	SUPPLIES SE	0.00	1,245.31	11,703.19	0.00	(11,703.19)	0.00	(11,703.19)
02 3100 610 008	SUPPLIES BSMS	0.00	2,894.17	22,775.41	0.00	(22,775.41)	0.00	(22,775.41)
02 3100 630 001	FOOD HS	0.00	39,149.12	205,986.83	0.00	(205,986.83)	0.00	(205,986.83)
02 3100 630 002	FOOD BE	0.00	12,317.88	74,532.92	0.00	(74,532.92)	70.66	(74,603.58)

Account Number	Account Description	Revised Budget	Expended During Month	Expenditures to Date	% of Budget	Balance at EOM	P/ O Outstanding	Unencumbered Balance
02 3100 630 003	FOOD PC	0.00	16,924.27	104,979.93	0.00	(104,979.93)	33.94	(105,013.87)
02 3100 630 004	FOOD HE	0.00	12,696.73	71,933.36	0.00	(71,933.36)	0.00	(71,933.36)
02 3100 630 005	FOOD BMS	0.00	15,077.53	83,238.57	0.00	(83,238.57)	0.00	(83,238.57)
02 3100 630 006	FOOD AP	0.00	9,751.80	56,684.37	0.00	(56,684.37)	14.48	(56,698.85)
02 3100 630 007	FOOD SE	0.00	11,639.64	70,883.34	0.00	(70,883.34)	0.00	(70,883.34)
02 3100 630 008	FOOD BSMS	0.00	16,166.49	95,861.26	0.00	(95,861.26)	0.00	(95,861.26)
02 3100 733 000	FURNITURE AND EQUIPMENT DIST	0.00	0.00	0.00	0.00	0.00	0.00	0.00
02 3100 733 001	FURNITURE AND EQUIPMENT HS	0.00	0.00	845.84	0.00	(845.84)	0.00	(845.84)
02 3100 733 002	FURNITURE AND EQUIPMENT HS	0.00	0.00	0.00	0.00	0.00	0.00	0.00
02 3100 733 003	FURNITURE AND EQUIPMENT PC	0.00	0.00	0.00	0.00	0.00	0.00	0.00
02 3100 733 004	FURNITURE AND EQUIPMENT HE	0.00	0.00	0.00	0.00	0.00	0.00	0.00
02 3100 733 005	FURNITURE AND EQUIPMENT BMS	0.00	0.00	0.00	0.00	0.00	0.00	0.00
02 3100 733 006	FURNITURE AND EQUIPMENT AP	0.00	0.00	0.00	0.00	0.00	0.00	0.00
02 3100 733 007	FURNITURE AND EQUIPMENT SE	0.00	0.00	816.00	0.00	(816.00)	0.00	(816.00)
02 3100 733 008	FURNITURE AND EQUIPMENT BSMS	0.00	0.00	2,145.00	0.00	(2,145.00)	0.00	(2,145.00)
02 3100 735 000	SOFTWARE DISTRICT	0.00	0.00	0.00	0.00	0.00	0.00	0.00
02 3100 735 001	COMPUTER SOFTWARE HS	0.00	0.00	2,095.59	0.00	(2,095.59)	0.00	(2,095.59)
02 3100 735 002	COMPUTER SOFTWARE BE	0.00	0.00	2,095.59	0.00	(2,095.59)	0.00	(2,095.59)
02 3100 735 003	COMPUTER SOFTWARE PC	0.00	0.00	2,095.58	0.00	(2,095.58)	0.00	(2,095.58)
02 3100 735 004	COMPUTER SOFTWARE HE	0.00	0.00	2,095.58	0.00	(2,095.58)	0.00	(2,095.58)
02 3100 735 005	COMPUTER SOFTWARE BMS	0.00	0.00	2,095.58	0.00	(2,095.58)	0.00	(2,095.58)
02 3100 735 006	COMPUTER SOFTWARE AP	0.00	0.00	2,095.58	0.00	(2,095.58)	0.00	(2,095.58)
02 3100 735 007	COMPUTER SOFTWARE SE	0.00	0.00	2,045.75	0.00	(2,045.75)	0.00	(2,045.75)
02 3100 735 008	COMPUTER SOFTWARE BSMS	0.00	0.00	2,045.75	0.00	(2,045.75)	0.00	(2,045.75)
02 3100 890 000	OTHER MISC EXPENSES DIST	0.00	0.00	311.19	0.00	(311.19)	43.00	(354.19)
02 3100 890 001	OTHER MISC EXPENSES HS	0.00	0.00	469.45	0.00	(469.45)	0.00	(469.45)
02 3100 890 002	OTHER MISC EXPENSES BE	0.00	0.00	209.35	0.00	(209.35)	0.00	(209.35)
02 3100 890 003	OTHER MISC EXPENSES PC	0.00	0.00	0.00	0.00	0.00	0.00	0.00
02 3100 890 004	OTHER MISC EXPENSES HE	0.00	0.00	301.05	0.00	(301.05)	0.00	(301.05)
02 3100 890 005	OTHER MISC EXPENSES BMS	0.00	0.00	20.50	0.00	(20.50)	0.00	(20.50)
02 3100 890 006	OTHER MISC EXPENSES AP	0.00	0.00	143.40	0.00	(143.40)	0.00	(143.40)
02 3100 890 007	OTHER MISC EXPENSES SE	0.00	0.00	0.00	0.00	0.00	0.00	0.00
02 3100 890 008	OTHER MISC EXPENSES BSMS	0.00	0.00	24.25	0.00	(24.25)	0.00	(24.25)
3100	FOOD SERVICE OPERATIONS	0.00	240,776.96	1,411,417.73	0.00	(1,411,417.73)	3,914.21	(1,415,331.94)
02	NUTRITION SERVICES	0.00	240,776.96	1,411,417.73	0.00	(1,411,417.73)	3,914.21	(1,415,331.94)









Regular; Processing Month 02/2023

Account Number	Account Description	Revised Budget	Expended During Month	Expenditures to Date	% of Budget	Balance at EOM	P/ O Outstanding	Unencumbered Balance
13 4500 739 006	BLDG ACQ & CONSTR - EQUIPMENT AP	0.00	0.00	0.00	0.00	0.00	0.00	0.00
13 4500 739 007	BLDG ACQ & CONSTR - EQUIPMENT SE	0.00	0.00	99,523.90	0.00	(99,523.90)	0.00	(99,523.90)
13 4500 739 008	BLDG ACQ & CONSTR - EQUIPMENT BSMS	0.00	34,879.85	133,679.39	0.00	(133,679.39)	5,043.00	(138,722.39)
13 4500 890 000	BLDG ACQ & CONSTR - OTHER MISC EXP	0.00	0.00	0.00	0.00	0.00	0.00	0.00
4500	BLDG ACQ & CONSTR	0.00	266,044.71	4,618,006.46	0.00	(4,618,006.46)	74,868.36	(4,692,874.82)
5000	DEBT SERVICES							
13 5000 807 000	REPAYMENT OF TAXES FOR REVALUED PROP	0.00	0.00	0.00	0.00	0.00	0.00	0.00
5000	DEBT SERVICES	0.00	0.00	0.00	0.00	0.00	0.00	0.00
13	SPECIAL BUILDING FUND - CHECKING	0.00	485,797.59	11,645,792.71	0.00	(11,645,792.71)	74,868.36	(11,720,661.07)



Account Number	Account Description	Revised Budget	Expended During Month	Expenditures to Date	% of Budget	Balance at EOM	P/ O Outstanding	Unencumbered Balance
15	QSC BONDS - NLAF							
5000	DEBT SERVICES							
15 5000 831 000	Redemption of Principal	0.00	0.00	0.00	0.00	0.00	0.00	0.00
15 5000 832 000	Debt Service Interest	0.00	0.00	105,153.92	0.00	(105,153.92)	0.00	(105,153.92)
5000	DEBT SERVICES	0.00	0.00	105,153.92	0.00	(105,153.92)	0.00	(105,153.92)
15	QSC BONDS - NLAF	0.00	0.00	105,153.92	0.00	(105,153.92)	0.00	(105,153.92)

Account Number	Account Description	Revised Budget	Expended During Month	Expenditures to Date	% of Budget	Balance at EOM	P/ O Outstanding	Unencumbered Balance
16	QSC BONDS - MM							
5000	DEBT SERVICES							
16 5000 830 000	DUES & FEES	0.00	0.00	0.00	0.00	0.00	0.00	0.00
16 5000 832 000	Debt Service Interest	0.00	0.00	15,596.08	0.00	(15,596.08)	0.00	(15,596.08)
5000	DEBT SERVICES	0.00	0.00	15,596.08	0.00	(15,596.08)	0.00	(15,596.08)
16	QSC BONDS - MM	0.00	0.00	15,596.08	0.00	(15,596.08)	0.00	(15,596.08)





Account Number	Account Description	Revised Budget	Expended During Month	Expenditures to Date	% of Budget	Balance at EOM	P/ O Outstanding	Unencumbered Balance
21 2900 610 005 845	BMS Yearbook	0.00	0.00	2,833.37	0.00	(2,833.37)	25.00	(2,858.37)
21 2900 610 005 860	BMS Engineering	0.00	0.00	0.00	0.00	0.00	0.00	0.00
21 2900 610 005 870	BMS Leadership Group	0.00	0.00	0.00	0.00	0.00	0.00	0.00
21 2900 610 005 891	BMS Student Senate	0.00	0.00	799.23	0.00	(799.23)	144.50	(943.73)
21 2900 610 005 892	BMS Cooking Club	0.00	151.04	940.00	0.00	(940.00)	116.88	(1,056.88)
21 2900 610 005 893	BMS Miscellaneous	0.00	490.00	2,709.72	0.00	(2,709.72)	0.00	(2,709.72)
21 2900 610 005 916	BMS Music Resale	0.00	305.91	305.91	0.00	(305.91)	0.00	(305.91)
21 2900 610 005 951	BMS Tech & Living	0.00	0.00	0.00	0.00	0.00	0.00	0.00
21 2900 610 005 996	BMS Library	0.00	751.27	1,458.56	0.00	(1,458.56)	1,199.04	(2,657.60)
21 2900 610 006 221	AP Band Resale	0.00	0.00	598.75	0.00	(598.75)	0.00	(598.75)
21 2900 610 006 511	AP Student Council	0.00	0.00	640.75	0.00	(640.75)	0.00	(640.75)
21 2900 610 006 561	AP Miscellaneous	0.00	198.10	1,210.95	0.00	(1,210.95)	210.98	(1,421.93)
21 2900 610 006 566	AP Yearbook	0.00	0.00	0.00	0.00	0.00	0.00	0.00
21 2900 610 006 976	AP Library	0.00	13.84	1,203.97	0.00	(1,203.97)	290.92	(1,494.89)
21 2900 610 007 222	SE Band Resale	0.00	0.00	0.00	0.00	0.00	0.00	0.00
21 2900 610 007 512	SE Student Council	0.00	0.00	134.88	0.00	(134.88)	9.45	(144.33)
21 2900 610 007 567	SE Miscellaneous	0.00	0.00	1,312.16	0.00	(1,312.16)	0.00	(1,312.16)
21 2900 610 007 568	SE Yearbook	0.00	0.00	0.00	0.00	0.00	0.00	0.00
21 2900 610 007 972	SE Library	0.00	0.00	0.00	0.00	0.00	0.00	0.00
21 2900 610 008 102	BSMS Athletics	0.00	694.41	8,906.96	0.00	(8,906.96)	792.00	(9,698.96)
21 2900 610 008 121	BSMS Football	0.00	0.00	1,165.92	0.00	(1,165.92)	0.00	(1,165.92)
21 2900 610 008 122	BSMS Track	0.00	0.00	0.00	0.00	0.00	0.00	0.00
21 2900 610 008 123	BSMS Volleyball	0.00	0.00	1,929.64	0.00	(1,929.64)	0.00	(1,929.64)
21 2900 610 008 124	BSMS Boys' Basketball	0.00	0.00	4,527.09	0.00	(4,527.09)	0.00	(4,527.09)
21 2900 610 008 143	BSMS Girls' Basketball	0.00	840.00	3,229.20	0.00	(3,229.20)	0.00	(3,229.20)
21 2900 610 008 147	BSMS Cross Country	0.00	0.00	37.95	0.00	(37.95)	0.00	(37.95)
21 2900 610 008 186	BSMS Wrestling	0.00	430.00	430.00	0.00	(430.00)	0.00	(430.00)
21 2900 610 008 602	BSMS FBLA	0.00	0.00	0.00	0.00	0.00	0.00	0.00
21 2900 610 008 808	BSMS Robotics	0.00	0.00	0.00	0.00	0.00	0.00	0.00
21 2900 610 008 846	BSMS Yearbook	0.00	0.00	255.96	0.00	(255.96)	0.00	(255.96)
21 2900 610 008 861	BSMS Engineering	0.00	0.00	0.00	0.00	0.00	0.00	0.00
21 2900 610 008 871	BSMS Leadership Group	0.00	0.00	0.00	0.00	0.00	0.00	0.00
21 2900 610 008 894	BSMS Student Senate	0.00	0.00	28.75	0.00	(28.75)	0.00	(28.75)
21 2900 610 008 895	BSMS Cooking Club	0.00	179.30	680.99	0.00	(680.99)	0.00	(680.99)
21 2900 610 008 896	BSMS Miscellaneous	0.00	675.00	3,541.46	0.00	(3,541.46)	0.00	(3,541.46)
21 2900 610 008 917	BSMS Music Resale	0.00	0.00	0.00	0.00	0.00	0.00	0.00
21 2900 610 008 997	BSMS Library	0.00	32.97	911.23	0.00	(911.23)	2,144.48	(3,055.71)
2900	OTHER SUPPORT SERVICES	0.00	62,505.71	471,275.24	0.00	(471,275.24)	68,845.40	(540,120.64)
21	ACTIVITY FUND	0.00	62,505.71	471,275.24	0.00	(471,275.24)	68,845.40	(540,120.64)

Account Number	Account Description	Revised Budget	Expended During Month	Expenditures to Date	% of Budget	Balance at EOM	P/ O Outstanding	Unencumbered Balance
22	STUDENT FEE FUND							
2190	OTHER PUPIL SUPPORT SERVICES							
22 2190 340 000 670	Repairs	0.00	515.65	4,029.81	0.00	(4,029.81)	53.85	(4,083.66)
22 2190 610 000 670	Supplies	0.00	19.98	469.93	0.00	(469.93)	0.00	(469.93)
2190	OTHER PUPIL SUPPORT SERVICES	0.00	535.63	4,499.74	0.00	(4,499.74)	53.85	(4,553.59)
22	STUDENT FEE FUND	0.00	535.63	4,499.74	0.00	(4,499.74)	53.85	(4,553.59)

Account Number	Account Description	Revised Budget	Expended During Month	Expenditures to Date	% of Budget	Balance at EOM	P/ O Outstanding	Unencumbered Balance
25	BOND FUND							
5000	DEBT SERVICES							
25 5000 831 000	Redemption of Principal	0.00	0.00	1,705,000.00	0.00	(1,705,000.00)	0.00	(1,705,000.00)
25 5000 832 000	Debt Service Interest	0.00	0.00	2,454,832.01	0.00	(2,454,832.01)	0.00	(2,454,832.01)
25 5000 833 000	Bond Iss & Other Debt-Related Costs	0.00	0.00	2,700.00	0.00	(2,700.00)	0.00	(2,700.00)
25 5000 890 000	Other Misc Expenses	0.00	0.00	0.00	0.00	0.00	0.00	0.00
5000	DEBT SERVICES	0.00	0.00	4,162,532.01	0.00	(4,162,532.01)	0.00	(4,162,532.01)
25	BOND FUND	0.00	0.00	4,162,532.01	0.00	(4,162,532.01)	0.00	(4,162,532.01)

Account Number	Account Description	Revised Budget	Expended During Month	Expenditures to Date	% of Budget	Balance at EOM	P/ O Outstanding	Unencumbered Balance
Grand Total:		51,023,743.00	4,420,652.60	41,294,814.64	81.88	9,728,928.36	485,333.24	9,243,595.12

	<u>PIK/Gross</u>	<u>Amount</u>	<u>Expense/ Employer</u>	<u>Adjustment Amount</u>	<u>Check Total</u>	<u>Payee ID</u>	<u>Payee Name</u>	
<b>Checking Account ID: GENERAL</b>								
<b>ADD</b>								
ACTDRIVE Activity Driver			6,480.32					
ACTIVITY Activity			5,825.00					
ADSUPSUBBE Admin Support Sub BE			125.93					
ADSUPSUBPC Admin Support Sub PC			374.62					
BEREAIVE Bereavement			785.98					
CIVIL Civil			427.20					
COOKSUBPC Substitute Cook PC			451.21					
CREDITREC Credit Recovery			770.00					
CURR1 Curriculum Work			1,543.75					
DUALENR Dual Enrollment			600.00					
GERTDRIV Route Driver			13,375.50					
HOURLY Hourly			196,939.39					
HOURLY1 Hourly			1,242.35					
INHOUSE In-House Sub			721.00					
OT Overtime			8,594.53					
OTHER Other			199.19					
PARASUBAP Substitute Paraprofessional AP			47.28					
PARASUBPC Substitute Paraprofessional PC			198.41					
PARASUBPRE Substitute Paraprofessional Preschool			69.44					
PARASUBSE Substitute Paraprofessional SE			635.50					
PERSONAL Personal			1,347.20					
SATURDAY Saturday School			455.00					
SICK Sick			4,014.66					
SPDRIVE Sped Driver			16,297.34					
SUB Substitute			38,362.50					
SUBACCBMS Sub Accompanist BMS			29.42					
SUBACCBSMS Sub Accompanist BSMS			44.03					
SUBLT Substitute Long Term			5,040.00					
VACATION Vacation			635.20					
			305,631.95					
<b>CONTRACT</b>								
C01 Contract			1,749,302.50					
C02 Contract			7,258.41					
EXTRADUTY1 Extra Duty			31,289.76					
EXTRADUTY2 Extra Duty			12,807.00					
EXTRADUTY3 Extra Duty			2,318.66					
EXTRADUTY4 Extra Duty			799.68					
EXTRADUTY5 Extra Duty			330.36					
INLIEU Cash in lieu			54,849.62					
LONGEVITY Longevity			918.68					
LTD Long Term Disability			5,071.69					
			1,864,946.36					
<b>DEDUCTION</b>								
403B TSA 403b	3,701.00				3,701.00	403B	403B Consultants LLC	A
403BROTH 403b Roth	2,350.74				2,350.74	403B	403B Consultants LLC	A
AFLAC AFLAC	571.03				571.03	AFLAC	Aflac	A
AFLACPOST AFLAC Post	94.38				94.38	AFLAC	Aflac	A
AMERIPRISE Ameriprise 403b	350.00				350.00	AMERIPRISE	AMERIPRISE FINANCIAL SERVICES, INC.	A
ASSURACC Assurity Acc	1,609.12				1,609.12	ASSURITY	Assurity Life Insurance	
ASSURCRIT Assurity Crit	999.79				999.79	ASSURITY	Assurity Life Insurance	
ASSURHOSP Hospital Indemn	754.01				754.01	ASSURITY	Assurity Life Insurance	
ASSURIMISS Missed Assurity	40.64				40.64	ASSURITY	Assurity Life Insurance	
BKORDER BK Withholding	325.00				325.00	MCCARERIN	ERIN M. McCARTNEY, CHAPTER	

	<u>PIK/Gross</u>	<u>Amount</u>	<u>Expense/ Employer</u>	<u>Adjustment Amount</u>	<u>Check Total</u>	<u>Payee ID</u>	<u>Payee Name</u>	
								13 TRUSTEE
CAFEMED Med Reimb FSA		4,249.10			4,249.10	BPSSECT125	BPS Section 125 Plan	
CAICGROUP CAIC Group		143.68			143.68	AFLACGROUP	Aflac Group Insurance	
DENTAL Dental		13,289.18	16,002.51		29,291.69	BCBS	Blue Cross/Blue Shield of NE	
DEPCARE Dep Care FSA		9,888.45			9,888.45	BPSSECT125	BPS Section 125 Plan	
EYEMED EyeMed		2,146.41			2,146.41	EYEMED	Fidelity Security Life	
GUARDVOL GuardVol		1,530.75			1,530.75	GUARDIAN	GUARDIAN, THE	
HEALTHINS Health Insur			383,806.97		383,806.97	BCBS	Blue Cross/Blue Shield of NE	
HORACEMAN Horace Mann		284.82			284.82	HORAMANN	Horace Mann Insurance Company	
HORMANLIFE H.Mann Life		419.94			419.94	HORMANLIFE	Horace Mann Life Insurance Company	
LIFE Life Ins			2,277.60		2,277.60	GUARDIAN	GUARDIAN, THE	
LIFEEXTRA Life Extra		481.00			481.00	GUARDIAN	GUARDIAN, THE	
LIFEMISS Life Missed Ded			109.20		109.20	GUARDIAN	GUARDIAN, THE	
LTDISAB Long Term Disab		5,071.69			5,071.69	MADNATL	Madison National Life Ins. Co., Inc.	
NESTADVIS NEST Adv		75.00			75.00	NESTADV	NEST Advisor 529	
SECURBENE Sec Ben 403b		2,815.00			2,815.00	SECURBENE	SECURITY BENEFIT	
TEAMMATES Teammates		215.00			215.00	TEAMMATES	TEAMMATES	
		<u>51,405.73</u>	<u>402,196.28</u>	<u>0.00</u>	<u>453,602.01</u>			
<b>INDIVIDUAL BANK ACCOUNT DEDUCTION</b>								
HSA HSA	398,868.26	10,492.99	17,831.92		28,324.91			D
MISSEDHSA HSA Back Pay	5,341.38		458.44		458.44			D
		<u>10,492.99</u>	<u>18,290.36</u>	<u>0.00</u>	<u>28,783.35</u>			
<b>RET DEDUCTION</b>								
NPERS Retirement	2,054,674.52	200,947.20	151,018.70		351,965.90	BPSBUS	BPS Business Account	
NPERSCORR NPERS Correct	6,084.04	161.08			161.08	BPSBUS	BPS Business Account	
NPERSINC Retirement	2,054,674.52		51,938.02		51,938.02	BPSBUS	BPS Business Account	
		<u>201,108.28</u>	<u>202,956.72</u>	<u>0.00</u>	<u>404,065.00</u>			
<b>TAX</b>								
FIT FIT	1,921,823.19	147,108.23			147,108.23	EFTPS	ELECTRONIC FEDERAL TAX PAYMENT SYSTEM	A
FUTA FUTA	2,170,578.31							
MEDICARE MEDICARE	2,129,797.47	30,881.95	30,881.95		61,763.90	EFTPS	ELECTRONIC FEDERAL TAX PAYMENT SYSTEM	A
SITNE SIT NE	1,917,514.17	72,060.74			72,060.74	BPSBUS	BPS Business Account	
SOCSEC SOC SEC	2,129,797.47	132,047.54	132,047.54		264,095.08	EFTPS	ELECTRONIC FEDERAL TAX PAYMENT SYSTEM	A
SUTANE SUTA NE	2,168,176.37							
WCNE WORK COMP NE	2,170,578.31							
		<u>382,098.46</u>	<u>162,929.49</u>	<u>0.00</u>	<u>545,027.95</u>			
						Net Pay:	1,525,472.85	
						Cash Total:	2,956,951.16	
Non - FIT Taxable Deductions		248,755.12						
Non - SIT Taxable Deductions		248,755.12						
Non - SOC SEC Taxable Deductions		40,780.84						
Non - MEDICARE Taxable Deductions		40,780.84						
Direct Deposits		1,554,256.20						
Automatic Payments		480,034.36						
Adds + Contracts + Deduction Adds		2,170,578.31						

	<u>PIK/Gross</u>	<u>Amount</u>	<u>Expense/ Employer</u>	<u>Adjustment Amount</u>	<u>Check Total</u>	<u>Payee ID</u>	<u>Payee Name</u>	
Checking Account ID: HOTLUNCH								
<b>ADD</b>								
BEREAVE Bereavement			165.00					
COOKSUBBHS Substitute Cook BHS			1,001.68					
COOKSUBHE Substitute Cook HE			1,272.20					
COOKSUBSE Substitute Cook SE			842.83					
HOURLY Hourly			56,101.42					
PERSONAL Personal			149.30					
SICK Sick			1,452.82					
			<u>60,985.25</u>					
<b>CONTRACT</b>								
C01 Contract			6,693.75					
INLIEU Cash in lieu			449.36					
LTD Long Term Disability			125.76					
			<u>7,268.87</u>					
<b>DEDUCTION</b>								
403BMATRIX TSA 403b		75.53			75.53	403BMATRIX	MATRIX TRUST (DEN)	
ASSURACC Assurity Acc		116.96			116.96	ASSURITY	Assurity Life Insurance	
ASSURCRIT Assurity Crit		23.25			23.25	ASSURITY	Assurity Life Insurance	
ASSURHOSP Hospital Indemn		50.91			50.91	ASSURITY	Assurity Life Insurance	
DENTAL Dental		216.91	264.79		481.70	BCBS	Blue Cross/Blue Shield of NE	
EYEMED EyeMed		96.84			96.84	EYEMED	Fidelity Security Life	
GUARDVOL GuardVol		138.75			138.75	GUARDIAN	GUARDIAN, THE	
HEALTHINS Health Insur		1,094.50	5,441.72		6,536.22	BCBS	Blue Cross/Blue Shield of NE	
LIFE Life Ins			161.20		161.20	GUARDIAN	GUARDIAN, THE	
LIFEEXTRA Life Extra		49.40			49.40	GUARDIAN	GUARDIAN, THE	
LIFEMISS Life Missed Ded			10.40		10.40	GUARDIAN	GUARDIAN, THE	
LTDISAB Long Term Disab		125.76			125.76	MADNATL	Madison National Life Ins. Co., Inc.	
		<u>1,988.81</u>	<u>5,878.11</u>	<u>0.00</u>	<u>7,866.92</u>			
<b>RET DEDUCTION</b>								
NPERS Retirement	64,562.29	6,314.19	4,745.30		11,059.49	BPSBUS	BPS Business Account	
NPERSINC Retirement	64,562.29		1,632.01		1,632.01	BPSBUS	BPS Business Account	
		<u>6,314.19</u>	<u>6,377.31</u>	<u>0.00</u>	<u>12,691.50</u>			
<b>TAX</b>								
FIT FIT	60,456.15	2,140.37			2,140.37	EFTPS	ELECTRONIC FEDERAL TAX PAYMENT SYSTEM	A
FUTA FUTA	68,254.12							
MEDICARE MEDICARE	66,845.87	969.27	969.27		1,938.54	EFTPS	ELECTRONIC FEDERAL TAX PAYMENT SYSTEM	A
SITNE SIT NE	60,456.15	1,159.72			1,159.72	BPSBUS	BPS Business Account	
SOCSEC SOC SEC	66,845.87	4,144.47	4,144.47		8,288.94	EFTPS	ELECTRONIC FEDERAL TAX PAYMENT SYSTEM	A
SUTANE SUTA NE	68,254.12							
WCNE WORK COMP NE	68,254.12							
		<u>8,413.83</u>	<u>5,113.74</u>		<u>13,527.57</u>			
						Net Pay:	51,537.29	
						Cash Total:	85,623.28	
Non - FIT Taxable Deductions		7,797.97						
Non - SIT Taxable Deductions		7,797.97						
Non - SOC SEC Taxable Deductions		1,408.25						
Non - MEDICARE Taxable Deductions		1,408.25						
Direct Deposits		51,537.29						
Automatic Payments		12,367.85						
Adds + Contracts + Deduction Adds		68,254.12						

<b>Vendor Name</b>	<b>Vendor Description</b>	<b>Amount</b>
<b>GENERAL FUND CHECKING</b>		
2 MEN AND A SHOP		\$367.40
360 COMMUNITY SERVICES		\$8,355.44
ABE'S TRASH SERVICE, INC		\$3,658.00
ACCESS SYSTEMS LEASING		\$20,123.56
ACCESS SYSTEMS		\$1,064.76
AHMADZAI, WANA		\$135.00
AMAZON CAPITAL SERVICES		\$8,194.03
AMERICAN PRINTING HOUSE FOR THE BLIND		\$182.00
ARBOR FAMILY COUNSELING		\$6,873.75
AUTISM CENTER OF NEBRASKA, INC		\$5,505.25
Backlund, Kellie		\$28.30
BAUER BUILT INC		\$2,421.21
BENNINGTON BASEBALL CLUB INC		\$20,000.00
BLAIR COMMUNITY SCHOOLS		\$100.00
Blanchard, Amy		\$22.27
Blevins, Cole		\$110.04
Blocher, Theodore		\$24.89
Blomenkamp, Matthew		\$112.58
Bouaphakeo, Ann		\$77.29
BOYS TOWN		\$3,529.44
BPS NUTRITION SERVICES		\$63.46
Callahan, Jennifer		\$24.24
CAPSAN		\$3,753.85
CDW GOVERNMENT		\$6,533.68
CENGAGE LEARNING INC		\$152.64
Cheek, Amy		\$41.92
CHRISTENSON, ALLISON		\$130.00
Christian, Jack		\$9.17
Coble-Obermeyer, Kristi		\$20.44
COLWELL, ARTHUR		\$268.00
COMMERCIAL ICE CONTROL		\$686.00
CONTINENTAL CLAY COMPANY		\$1,463.74
COX BUSINESS		\$1,300.90
CUBBY'S, INC		\$11,671.30
CULLIGAN		\$417.00
CURZON PROMOTIONAL GRAPHICS		\$190.00
DeHart, Melissa		\$35.37
DEMCO, INC		\$89.08
DESIGN SCIENCE, INC		\$862.50
DIETZE MUSIC HOUSE, INC		\$996.95
DOUGLAS COUNTY POST-GAZETTE		\$278.98
Ehlers, Jessica		\$63.27
ELKHORN GLASS INC.		\$274.04
ELKHORN NORTH HIGH SCHOOL		\$128.00
ESU 3		\$34,064.50
EYMAN PLUMBING		\$781.50
Fagan, Whitney		\$392.20
FIBER PLATFORM, LLC		\$2,349.66
FIELD PAPER COMPANY		\$407.25
FILTER SHOP, INC		\$1,594.70
FIRST STUDENT, INC		\$25,579.94
Fischer, Darci		\$44.54
Flynn, Jennifer		\$62.88
FOLLETT CONTENT SOLUTIONS, LLC		\$1,835.00
FULL COMPASS SYSTEMS, LTD		\$4,241.62

<b>Vendor Name</b>	<b>Vendor Description</b>	<b>Amount</b>
GENERAL FIRE AND SAFETY		\$1,255.50
Giroux, Taylor		\$33.01
GOODWILL INDUSTRIES, INC		\$5,676.00
GRIBBEN, KRISTIE		\$613.08
GUMDROP BOOKS		\$416.52
GUNTER, MATTHEW		\$65.00
Gutz, Stacy		\$72.71
Haack, Terrence		\$262.22
HAL LEONARD		\$222.60
HALL, JEFFREY		\$65.00
HAMILTON GENERAL CONTRACTING LLC		\$13,845.00
HAMMER, JENNIFER		\$314.40
HARRISON, CLAIRE		\$65.00
HEARTLAND FOUNDATION		\$10,152.00
Hoge, Denise		\$98.25
HOME DEPOT PRO, THE		\$6,095.21
HOTSY EQUIP CO		\$326.76
HY-VEE INC		\$3,624.61
I3 BANK		\$80.00
INTERSTATE BATTERY SYSTEMS OF OMAHA		\$138.95
INTERSTATE POWER SYSTEMS, INC		\$1,329.49
JAY, KRISTI		\$130.00
Jepperson, Ellie		\$356.40
Johanek, Jay		\$51.75
JOHN DEERE FINANCIAL		\$1,348.46
JOSTENS INC		\$12.40
JUST FOR KIDS THERAPY INC		\$18,474.50
KAHRS, MAKAYLIN		\$195.00
Kedwaih, Ambreen		\$45.59
Kessell, Christopher		\$653.69
Kiger, Emily		\$25.55
Knott, Barbara		\$69.44
Korbel, Alysha		\$25.94
Korinek, Rebecca		\$17.36
Kralicek, Curtis		\$37.50
KUNCE, SARA		\$323.57
Lamberty, Gregory		\$132.97
LANGUAGE LEARNING NETWORK		\$5,000.00
Lapatka, Erin		\$122.24
LEWIS, ERICA		\$195.00
Loptin, Robbie		\$95.63
MADONNA SCHOOL		\$9,975.00
MAPLE 85 PREMIUM LANDSCAPE MULCH CENTER		\$172.50
MARIAN HIGH SCHOOL		\$136.00
Matland, Charles		\$57.64
Mattson, Tara		\$82.53
MAXI-AIDS, INC		\$622.25
McCabe, Timothy		\$37.73
McCoy, Jodi		\$19.65
MELROY, CAMRYN		\$130.00
METAL DOORS & HARDWARE CO.		\$17.00
METROPOLITAN UTILITIES DISTRICT		\$19,111.51
Meyer, Nicole		\$93.01
Mitchell, Kimberly		\$328.16
MMC MECHANICAL CONTRACTORS, INC		\$9,841.50

Vendor Name	Vendor Description	Amount
NASSP		\$385.00
NCS PEARSON, INC		\$733.95
NE NSDA		\$275.00
NEBRASKA ASSOC. OF SCHOOL BOARDS		\$5,505.00
NEBRASKA CENTRAL EQUIPMENT INC		\$63.55
NEBRASKA COUNCIL OF SCHOOL ADMINISTRATORS		\$150.00
NEBRASKA STATE BANDMASTERS ASSOC		\$200.00
NEBRASKA.GOV		\$127.00
NSAA DISTRICT 2		\$180.00
OCCUPATIONAL HEALTH CENTERS OF NE, P.C.		\$73.00
OMAHA CHILDREN'S MUSEUM		\$1,178.00
OMAHA WORLD-HERALD, THE		\$1,098.40
ON TO COLLEGE		\$10,500.00
ONE SOURCE		\$792.00
OPPD		\$65,680.00
Panning, Emily		\$300.65
PAPER101		\$1,595.16
PERRY LAW FIRM		\$7,098.32
PORT-A-JOHNS INC		\$100.00
PRESTO-X		\$640.00
Reinwald, Alexander		\$35.37
RITE OF PASSAGE, INC		\$3,613.86
Rowley, Pamela		\$61.57
RTG BUILDING SERVICES, INC		\$84,328.00
SADDLEBACK EDUCATIONAL, INC		\$233.07
SCHAEFER ELECTRIC, INC		\$2,621.08
SCHOOL SPECIALTY LLC		\$367.00
SCOTT ENTERPRISES, INC.		\$266.78
Scott, Andy		\$500.00
SIMPLIFASTER INC		\$596.00
SKILLSUSA NEBRASKA		\$1,380.00
SPARKFUN ELECTRONICS		\$1,079.70
SPORTS FACILITY MAINTENANCE, LLC		\$840.00
STANSIFER, ASHLEY		\$88.56
STERICYCLE, INC		\$246.96
Thoendel, Shannon		\$296.06
TIME IN A BOTTLE		\$374.25
TIMECLOCK PLUS		\$425.25
TK ELEVATOR CORPORATION		\$661.02
TONI, FOUNTOA GERVAIS		\$112.01
TRANE US INC		\$5,602.98
TRUCK CENTER COMPANIES		\$886.22
TUBBS, ABIGAIL		\$65.00
Underwood, Sheryl		\$84.63
UNIVERSITY OF NEBRASKA LINCOLN		\$115.00
US BANK		\$20,042.71
USIC LOCATING SERVICES, LLC		\$141.45
VALA'S PUMPKIN PATCH		\$1,079.28
VERIZON		\$665.46
VISITING NURSE HEALTH SERVICES		\$7,144.22
VOICE & DATA SYSTEMS INC		\$7,066.34
VOSS, DOUGLAS		\$801.72
WEST MUSIC		\$204.90
Widholm, Meggie		\$24.50
WOODHOUSE		\$4,512.58

<b>Vendor Name</b>	<b>Vendor Description</b>	<b>Amount</b>
Wulff, Alyse		\$347.49
ZTRIP		\$4,585.45
Fund Number 01		<hr/> \$542,553.81
Checking Account ID GENERAL		<hr/> \$542,553.81
<b>SPECIAL BUILDING FUND - CHECKING</b>		
DLR GROUP		\$6,345.35
HEARTLAND SEATING		\$162,367.00
NEBRASKA FURNITURE MART		\$1,294.00
OLSSON ASSOCIATES		\$1,735.00
PRAIRIE CONSTRUCTION COMPANY		\$530,366.44
RIDDELL ALL AMERICAN SPORTS CORP		\$13,874.95
Fund Number 13		<hr/> \$715,982.74
Checking Account ID SPECBLDG		<hr/> \$715,982.74

Vendor Name	Vendor Description	Amount
NUTRITION SERVICES		
AMAZON CAPITAL SERVICES		\$434.94
ARAMARK		\$543.69
Childers, Patricia		\$4.06
CINTAS CORPORATION		\$864.00
HILAND DAIRY, INC.		\$17,887.52
MY CENTRAL SUPPLY		\$7,248.11
OMAHA STEAKS		\$736.02
PEPSICO		\$6,479.38
PERFORMANCE FOODSERVICE		\$114,032.60
ROTELLA'S ITALIAN BAKERY		\$3,429.46
TRIDENT BEVERAGE, INC		\$1,050.50
US BANK		\$102.93
WALDINGER CORPORATION, THE		\$2,245.88
Watsabaugh, Tracy		\$94.59
Fund Number 02		<hr/> \$155,153.68
Checking Account ID HOTLUNCH		<hr/> \$155,153.68

BPS Cash Flow Report  
 Regular; Processing Month 02/2023

Fund Number		Beginning Cash	Revenues	Expenses	Payables Change	Ending Cash
01	GENERAL FUND CHECKING	2,611,071.21	2,989,561.79	(3,631,036.71)	0.00	2,009,596.29
02	NUTRITION SERVICES	973,673.36	215,156.50	(240,776.96)	0.00	948,052.90
03	DEPRECIATION - MM	512.53	0.02	0.00	0.00	512.55
04	SPECIAL BUILDING FUND - MM	145,420.99	469.38	0.00	0.00	145,890.37
05	UNEMPLOYMENT - MM	12,282.52	0.94	0.00	0.00	12,283.46
06	GENERAL - MM	213,095.21	646,241.99	0.00	0.00	819,337.20
08	BUSINESS ACCT	15,500.00	0.00	0.00	0.00	15,500.00
13	SPECIAL BUILDING FUND - CHECKING	50,776.46	15.38	(485,797.59)	0.00	50,791.84
14	BUILDING FUND - NLAf	12,073,304.72	38,640.48	0.00	0.00	11,626,147.61
15	QSC BONDS - NLAf	3,070,743.82	10,045.74	0.00	0.00	3,080,789.56
16	QSC BONDS - MM	242,737.65	15,114.04	0.00	0.00	257,851.69
18	GENERAL FUND CDARS	2,947,799.44	5,840.51	0.00	0.00	2,953,639.95
19	BUILDING FUND CDARS	1,644,706.62	3,258.68	0.00	0.00	1,647,965.30
20	DEPRECIATION CDARS	2,713,458.05	5,376.22	0.00	0.00	2,718,834.27
21	ACTIVITY FUND	514,992.50	35,448.15	(62,505.71)	0.00	487,934.94
22	STUDENT FEE FUND	24,295.20	831.05	(535.63)	0.00	24,590.62
24	QSC BONDS CDARS	229,233.87	454.17	0.00	0.00	229,688.04
25	BOND FUND	3,942,423.54	200,275.60	0.00	0.00	4,142,699.14
27	UNEMPLOYMENT CDARS	278,602.94	551.99	0.00	0.00	279,154.93
Grand Total:		31,704,630.63	4,167,282.63	(4,420,652.60)	0.00	31,451,260.66

Vendor Name	Vendor Description	Amount
ACTIVITY FUND		
ACADEMIC EXPEDITIONS, INC		\$3,402.95
AMAZON CAPITAL SERVICES		\$1,203.18
ANDERS, DENNIS		\$120.00
ANDERSON, MARCUS		\$565.00
ARCHIE, JASMINE		\$350.00
ART FX		\$268.00
ARVIN, BRIAN		\$170.00
ASHLAND-GREENWOOD PUBLIC SCHOOLS		\$155.99
AWESOME TALKS, LLC		\$1,500.00
BA, WIND-DAABO		\$75.00
BALKOVEC, STEVE		\$280.00
BEATRICE HIGH SCHOOL		\$223.49
BENNINGTON BOOSTERS CLUB		\$50.00
BENNINGTON CUMMUNITY FOUNDATION		\$250.00
BENNINGTON SOUTH MIDDLE SCHOOL PTO		\$522.00
BENSON, BAILEY		\$60.00
BERAN, TODD		\$60.00
BOWERS, RYAN		\$140.00
BRANDL, JOSHUA		\$170.00
BROWN, ROBERT		\$225.00
BRYAN HIGH SCHOOL		\$300.00
BSN SPORTS LLC		\$1,020.11
COPSEY, TY		\$395.00
CRISTIANO, PATRICIA		\$162.50
DAVIS, DAVID		\$60.00
DC WEST COMMUNITY SCHOOLS		\$110.99
DICKERSON, KYLE		\$210.00
DJONDO, LAURETTA		\$25.00
EGGE, DAVE		\$170.00
EVANS CUSTOM APPAREL, INC		\$522.00
FESER, GERALD		\$120.00
FINCHAM, SCOTT		\$60.00
FORD, JAYSON		\$60.00
FULL COMPASS SYSTEMS, LTD		\$133.00
GHIMIRE, APEKSHYA		\$125.00
GRAND ISLAND SENIOR HIGH SCHOOL		\$350.00
HAUFF SPORTS		\$1,533.57
HAYNES, AUSTAN		\$60.00
HEISS, BEAU		\$395.00
HEMPEL, JAMES		\$160.00
HIRZ, JACOB		\$170.00
HOLDORF, JAIMEY		\$180.00
HOLIDAY INN EXPRESS KEARNEY		\$1,162.48
HOLIDAY INN EXPRESS LEXINGTON		\$742.00
HOLTZ, HEATH		\$160.00
HOWARD, DOUG		\$70.00
HY-VEE INC		\$699.23
IMAGE MARKET		\$1,072.68
JANDA, CHRIS		\$60.00
JANSEN, DANGIE		\$466.90
JOHNSON, KADEYN		\$80.00
JOHNSON, SYLVO		\$80.00
KAHLANDT, KRIS		\$670.00
KIM THERKILDSEN PHOTOGRAPHY		\$858.88
KOPECKY, JEFF		\$165.00

Vendor Name	Vendor Description	Amount
KRAUSE, MATTHEW		\$60.00
LONG, DEWAYNE		\$60.00
LOU'S SPORTING GOODS		\$4,045.88
LUJAN, ERIN		\$95.00
MAKEY, CASEY		\$170.00
MAR, KEN		\$160.00
MCCORD, TAYLOR		\$415.00
MEAD, LYLE		\$60.00
METROPOLIS GRAPHICS, INC		\$799.60
METZGER, CHAD		\$70.00
MOORE, DARRYL		\$210.00
MOUNT MICHAEL BENEDICTINE HIGH SCHOOL		\$95.99
MOWERY, KEVIN		\$80.00
NASSP		\$95.00
NEBRASKA FBLA		\$923.00
NORRIS HIGH SCHOOL		\$2,019.12
NORRIS MIDDLE SCHOOL		\$100.00
NSAA		\$2,077.76
O'NEILL HIGH SCHOOL		\$320.99
OLBRICH, KAI		\$125.00
OMAHA GROSS CATHOLIC HIGH SCHOOL		\$140.99
PLATTEVIEW HIGH SCHOOL		\$125.99
PORTER, TODD		\$215.00
PREMIER SPORTS OFFICIALS ASSOC		\$210.00
RESISTANCE BAND TRAINING SYSTEMS, LLC		\$564.85
RIDDELL ALL AMERICAN SPORTS CORP		\$12,719.95
RIEDEL, DEAN		\$0.00
RONCALLI CATHOLIC HIGH SCHOOL		\$107.99
ROTH, LUCAS		\$60.00
RUFFNECK WEAR, INC		\$814.75
SCHOLASTIC BOOK FAIRS - 8		\$704.74
SEWARD HIGH SCHOOL		\$145.99
SKUTT CATHOLIC HIGH SCHOOL		\$95.99
SORGEN, PAUL		\$80.00
SPORTBOARDZ LLC		\$4.50
SPORTS SHOPPE, THE		\$1,890.00
SPURGEON, SCOTT		\$210.00
STARKS, TY		\$80.00
SWAN, JARED		\$120.00
TEAFORD, PAUL		\$70.00
THIELEN, ROBBIE		\$120.00
THOMAS JEFFERSON HIGH SCHOOL		\$100.00
ULINE		\$349.31
US BANK		\$7,844.06
Wakefield, Taylor		\$50.00
WALTON, DAVE		\$420.00
WAYNE HIGH SCHOOL		\$335.99
WEST MUSIC		\$458.32
WINN, JEREMY		\$85.00
WOLF, RYAN		\$0.00
Fund Number	21	<hr/> \$62,505.71
Checking Account ID	ACTIVITY	<hr/> \$62,505.71

Regular; Beginning Month 02/2023; Processing Month 02/2023; Active Chart of Account Number True; Fund Number 21

Fund: 21      ACTIVITY FUND

<u>Chart of Account Number</u>	<u>Chart of Account Description</u>	<u>Beginning Balance</u>	<u>Expenses</u>	<u>Revenues</u>	<u>Balance Change</u>	<u>Balance</u>
21 765 0100	HS Athletics	36,360.92	619.35	1.00	0.00	35,742.57
21 765 0101	BMS Athletics	10,561.45	13,262.39	0.00	0.00	(2,700.94)
21 765 0102	BSMS Athletics	940.45	694.41	0.00	0.00	246.04
21 765 0105	Football	33,816.86	0.00	0.00	0.00	33,816.86
21 765 0110	BMS Football	(4,854.96)	0.00	0.00	0.00	(4,854.96)
21 765 0111	Varsity Track	844.38	300.00	0.00	0.00	544.38
21 765 0112	BMS Track	1,946.35	0.00	0.00	0.00	1,946.35
21 765 0113	Athletic Training	3,286.69	576.29	0.00	0.00	2,710.40
21 765 0114	Uniforms	6,053.15	0.00	0.00	0.00	6,053.15
21 765 0115	Volleyball	7,267.78	522.00	0.00	0.00	6,745.78
21 765 0116	Lodging/Meals	(671.23)	1,904.48	742.00	0.00	(1,833.71)
21 765 0117	Dues/Fees	2,023.73	0.00	0.00	0.00	2,023.73
21 765 0118	Cross Country Club	3,437.57	0.00	0.00	0.00	3,437.57
21 765 0119	Baseball	7,459.39	819.60	0.00	0.00	6,639.79
21 765 0120	BMS Volleyball	8,026.87	0.00	0.00	0.00	8,026.87
21 765 0121	BSMS Football	9.08	0.00	0.00	0.00	9.08
21 765 0122	BSMS Track	0.00	0.00	0.00	0.00	0.00
21 765 0123	BSMS Volleyball	328.49	0.00	0.00	0.00	328.49
21 765 0124	BSMS Boys' Basketball	(1,796.10)	0.00	0.00	0.00	(1,796.10)
21 765 0125	Boys' Basketball	7,022.49	5,094.62	9,259.50	0.00	11,187.37
21 765 0130	BMS Boys' Basketball	(429.52)	0.00	0.00	0.00	(429.52)
21 765 0131	Unified Track & Field	0.00	0.00	0.00	0.00	0.00
21 765 0132	Unified Track & Field Club	0.00	0.00	0.00	0.00	0.00
21 765 0135	Girls' Basketball	4,997.70	1,769.40	1,487.50	0.00	4,715.80
21 765 0140	BMS Girls' Basketball	(1,941.64)	1,381.58	702.25	0.00	(2,620.97)
21 765 0141	Baseball Club	2,665.10	1,020.11	2,773.36	0.00	4,418.35
21 765 0142	Volleyball Club	6,365.33	0.00	0.00	0.00	6,365.33
21 765 0143	BSMS Girls' Basketball	(1,700.20)	840.00	922.00	0.00	(1,618.20)
21 765 0145	Cross Country	4,924.85	0.00	0.00	0.00	4,924.85
21 765 0146	BMS Cross Country	(494.00)	0.00	0.00	0.00	(494.00)
21 765 0147	BSMS Cross Country	(37.95)	0.00	0.00	0.00	(37.95)
21 765 0150	Boys' Golf	2,710.72	0.00	0.00	0.00	2,710.72
21 765 0151	Softball Club	3,572.20	0.00	0.00	0.00	3,572.20
21 765 0152	Boys' Soccer	2,085.66	0.00	0.00	0.00	2,085.66
21 765 0153	Boys' Soccer Fundraising	2,466.80	814.75	0.00	0.00	1,652.05
21 765 0155	Girls' Golf	(1,358.60)	0.00	0.00	0.00	(1,358.60)
21 765 0156	Girls' Tennis	1,728.46	1,099.27	0.00	0.00	629.19

Regular; Beginning Month 02/2023; Processing Month 02/2023; Active Chart of Account Number True; Fund Number 21

Fund: 21      ACTIVITY FUND

<u>Chart of Account Number</u>	<u>Chart of Account Description</u>	<u>Beginning Balance</u>	<u>Expenses</u>	<u>Revenues</u>	<u>Balance Change</u>	<u>Balance</u>
21 765 0164	Girls' Soccer	2,237.37	0.00	0.00	0.00	2,237.37
21 765 0165	Girls' Soccer Fundraising	7,110.91	0.00	0.00	0.00	7,110.91
21 765 0166	Girls' Tennis Club	1,893.47	0.00	0.00	0.00	1,893.47
21 765 0180	Wrestling	4,992.97	7,766.94	9,408.85	0.00	6,634.88
21 765 0185	BMS Wrestling	(2,355.31)	47.80	272.00	0.00	(2,131.11)
21 765 0186	BSMS Wrestling	384.00	430.00	596.00	0.00	550.00
21 765 0190	Girls' Softball	7,558.95	1,204.50	0.00	0.00	6,354.45
21 765 0191	Unified Bowling	2,247.26	0.00	0.00	0.00	2,247.26
21 765 0192	Boys' Golf Club	0.00	0.00	0.00	0.00	0.00
21 765 0193	Girls' Golf Club	(140.00)	0.00	0.00	0.00	(140.00)
21 765 0194	Unified Bowling Club	0.00	0.00	0.00	0.00	0.00
21 765 0195	Track Club	653.20	0.00	1,731.47	0.00	2,384.67
21 765 0196	Football Club	12,438.91	0.00	0.00	0.00	12,438.91
21 765 0200	Band	7,262.25	0.00	0.00	0.00	7,262.25
21 765 0205	Flag Corp	0.00	0.00	0.00	0.00	0.00
21 765 0210	BE Band Resale	531.88	458.32	0.00	0.00	73.56
21 765 0215	PC Band Resale	30.90	0.00	0.00	0.00	30.90
21 765 0220	HE Band Resale	1,047.23	0.00	0.00	0.00	1,047.23
21 765 0221	AP Band Resale	124.30	0.00	0.00	0.00	124.30
21 765 0222	SE Band Resale	0.00	0.00	0.00	0.00	0.00
21 765 0250	Band Fundraising	0.00	0.00	0.00	0.00	0.00
21 765 0300	Dance Team	7,956.40	2,482.92	591.25	0.00	6,064.73
21 765 0351	Wrestling Cheerleading	877.34	0.00	0.00	0.00	877.34
21 765 0355	Varsity Cheerleading	5,143.72	466.90	187.47	0.00	4,864.29
21 765 0425	Prom	5,236.87	0.00	0.00	0.00	5,236.87
21 765 0450	Skills USA/VICA	8,931.77	345.53	906.78	0.00	9,493.02
21 765 0501	B-Club	222.58	0.00	0.00	0.00	222.58
21 765 0505	PC Student Council	82.86	0.00	0.00	0.00	82.86
21 765 0510	HE Student Council	1,309.81	0.00	0.00	0.00	1,309.81
21 765 0511	AP Student Council	1,001.91	0.00	0.00	0.00	1,001.91
21 765 0512	SE Student Council	(134.88)	0.00	0.00	0.00	(134.88)
21 765 0550	BE Miscellaneous	6,605.12	39.89	34.78	0.00	6,600.01
21 765 0555	BE Yearbook	1,629.23	0.00	0.00	0.00	1,629.23
21 765 0556	Elementary Spanish	(428.20)	0.00	0.00	0.00	(428.20)
21 765 0557	PC Miscellaneous	10,247.32	0.00	60.41	0.00	10,307.73
21 765 0558	PC Yearbook	0.00	0.00	0.00	0.00	0.00
21 765 0559	Washington DC Trip	2,167.31	3,402.95	3,338.69	0.00	2,103.05

Regular; Beginning Month 02/2023; Processing Month 02/2023; Active Chart of Account Number True; Fund Number 21

Fund: 21      ACTIVITY FUND

<u>Chart of Account Number</u>	<u>Chart of Account Description</u>	<u>Beginning Balance</u>	<u>Expenses</u>	<u>Revenues</u>	<u>Balance Change</u>	<u>Balance</u>
21 765 0560	HE Miscellaneous	8,528.33	145.43	65.56	0.00	8,448.46
21 765 0561	AP Miscellaneous	9,198.78	198.10	16.49	0.00	9,017.17
21 765 0565	HE Yearbook	0.00	0.00	0.00	0.00	0.00
21 765 0566	AP Yearbook	1,120.00	0.00	300.00	0.00	1,420.00
21 765 0567	SE Miscellaneous	(1,078.92)	0.00	0.00	0.00	(1,078.92)
21 765 0568	SE Yearbook	0.00	0.00	0.00	0.00	0.00
21 765 0590	BE Student Council	265.93	0.00	0.00	0.00	265.93
21 765 0600	FBLA	8,638.27	923.00	0.00	0.00	7,715.27
21 765 0601	BMS FBLA	91.00	0.00	0.00	0.00	91.00
21 765 0602	BSMS FBLA	0.00	0.00	0.00	0.00	0.00
21 765 0650	Fine Arts	(1,286.52)	0.00	0.00	0.00	(1,286.52)
21 765 0651	Play Production	3,140.09	0.00	0.00	0.00	3,140.09
21 765 0652	Speech	856.10	843.50	0.00	0.00	12.60
21 765 0700	Foreign Language Club (Spanish)	844.08	0.00	0.00	0.00	844.08
21 765 0720	French	676.53	0.00	0.00	0.00	676.53
21 765 0750	Journalism	197.49	0.00	0.00	0.00	197.49
21 765 0800	High School Misc	6,052.36	1,671.92	267.80	0.00	4,648.24
21 765 0801	HS Robotics	2,062.88	0.00	0.00	0.00	2,062.88
21 765 0802	Quiz Bowl	514.90	100.00	0.00	0.00	414.90
21 765 0803	BMS Robotics	92.00	0.00	0.00	0.00	92.00
21 765 0804	Cultural Diversity Club	311.27	0.00	0.00	0.00	311.27
21 765 0805	Youth Boys' Basketball	6,426.49	594.00	0.00	0.00	5,832.49
21 765 0806	Outdoor Club	2,936.18	492.16	0.00	0.00	2,444.02
21 765 0807	Key Club	2,923.47	0.00	0.00	0.00	2,923.47
21 765 0808	BSMS Robotics	0.00	0.00	0.00	0.00	0.00
21 765 0809	National Honor Society	904.00	799.60	0.00	0.00	104.40
21 765 0810	BMS PTO	0.00	0.00	0.00	0.00	0.00
21 765 0815	Landscaping Fund	314.47	0.00	0.00	0.00	314.47
21 765 0820	Environmental Science	103.33	0.00	0.00	0.00	103.33
21 765 0825	Girls' Youth Basketball	3,696.34	1,296.00	0.00	0.00	2,400.34
21 765 0830	PSAT/AP	7,289.50	0.00	0.00	0.00	7,289.50
21 765 0835	Drivers' Education	353.00	0.00	0.00	0.00	353.00
21 765 0840	Baylor Test Prep	0.00	0.00	0.00	0.00	0.00
21 765 0845	BMS Yearbook	3,633.36	0.00	0.00	0.00	3,633.36
21 765 0846	BSMS Yearbook	(255.96)	0.00	0.00	0.00	(255.96)
21 765 0850	Post Prom	0.00	0.00	0.00	0.00	0.00
21 765 0855	Boys' Youth Golf	2,807.89	0.00	0.00	0.00	2,807.89

Regular; Beginning Month 02/2023; Processing Month 02/2023; Active Chart of Account Number True; Fund Number 21

Fund: 21      ACTIVITY FUND

<u>Chart of Account Number</u>	<u>Chart of Account Description</u>	<u>Beginning Balance</u>	<u>Expenses</u>	<u>Revenues</u>	<u>Balance Change</u>	<u>Balance</u>
21 765 0856	Girls' Youth Golf	2,807.89	0.00	0.00	0.00	2,807.89
21 765 0860	BMS Engineering	1,343.45	0.00	0.00	0.00	1,343.45
21 765 0861	BSMS Engineering	0.00	0.00	0.00	0.00	0.00
21 765 0865	HS Engineering	517.92	0.00	0.00	0.00	517.92
21 765 0870	BMS Leadership Group	63.86	0.00	0.00	0.00	63.86
21 765 0871	BSMS Leadership Group	0.00	0.00	0.00	0.00	0.00
21 765 0875	Wellness	3,617.83	1,672.68	0.00	0.00	1,945.15
21 765 0880	Facilities Use	127,629.57	226.13	450.00	0.00	127,853.44
21 765 0890	HS Student Senate	26,575.61	95.00	0.00	0.00	26,480.61
21 765 0891	BMS Student Senate	1,874.41	0.00	0.00	0.00	1,874.41
21 765 0892	BMS Cooking Club	1,604.59	151.04	0.00	0.00	1,453.55
21 765 0893	BMS Miscellaneous	2,805.78	490.00	79.22	0.00	2,395.00
21 765 0894	BSMS Student Senate	966.25	0.00	0.00	0.00	966.25
21 765 0895	BSMS Cooking Club	998.31	179.30	25.00	0.00	844.01
21 765 0896	BSMS Miscellaneous	(2,534.56)	675.00	78.70	0.00	(3,130.86)
21 765 0900	Music	4,828.10	0.00	0.00	0.00	4,828.10
21 765 0905	Music Student Fundraising	0.00	0.00	0.00	0.00	0.00
21 765 0910	Musical	5,346.58	3,484.86	0.00	0.00	1,861.72
21 765 0915	Music Resale	0.00	0.00	0.00	0.00	0.00
21 765 0916	MS Music Resale	244.00	305.91	0.00	0.00	(61.91)
21 765 0917	BSMS Music Resale	0.00	0.00	0.00	0.00	0.00
21 765 0950	Vocational	183.96	0.00	0.00	0.00	183.96
21 765 0951	Tech & Living	0.00	0.00	0.00	0.00	0.00
21 765 0952	Art Lab	501.49	0.00	0.00	0.00	501.49
21 765 0953	Art International Travel	0.00	0.00	0.00	0.00	0.00
21 765 0955	Shop	346.25	0.00	0.00	0.00	346.25
21 765 0970	HS Library	656.49	0.00	0.00	0.00	656.49
21 765 0971	PC Library	2,016.58	0.00	75.12	0.00	2,091.70
21 765 0972	SE Library	741.84	0.00	(26.52)	0.00	715.32
21 765 0975	BE Library	3,226.43	0.00	32.11	0.00	3,258.54
21 765 0976	AP Library	3,071.11	13.84	0.00	0.00	3,057.27
21 765 0995	HE Library	1,823.95	0.00	0.00	0.00	1,823.95
21 765 0996	BMS Library	5,553.21	751.27	0.00	0.00	4,801.94
21 765 0997	BSMS Library	373.68	32.97	1,029.28	0.00	1,369.99
21 765 1410	Interest	1,965.56	0.00	40.08	0.00	2,005.64
Fund Total: 21		514,992.50	62,505.71	35,448.15	0.00	487,934.94



# Elementary Board Report

To: The Bennington Board of Education  
From: Chad Boyes (AP) Danielle Robb (BE) Katie Lethcoe (HE) Alison Evangelisti (PC) Molly O'Connor (SE)  
Date: March 13th, 2023

## Current Enrollment

	Anchor Pointe Elementary	Bennington Elementary	Heritage Elementary	Pine Creek Elementary	Stratford Elementary
<b>Preschool</b>	69				
<b>Kindergarten</b>	70	62	78	84	45
<b>First Grade</b>	52	76	75	95	65
<b>Second Grade</b>	61	67	77	98	73
<b>Third Grade</b>	48	64	80	113	51
<b>Fourth Grade</b>	47	61	65	86	56
<b>Fifth Grade</b>	64	76	65	109	53
<b>TOTAL</b>	411	406	440	585	343

## Read Across America Week

Students participated in fun activities for Read Across America Week. Our media specialists planned fun activities, dress up days, and guest readers to engage students in the power of reading!





# Elementary Board Report

## Incoming Kindergarten

Each elementary building is keeping a close eye on our Kindergarten enrollment for next year!  
Here are the current enrollment numbers for the 2023-2024 school year.

AP - 53

BE - 50

HE -52

PC - 56

SE - 52

We all are working to prepare our parent information evenings, scheduled for March 23rd. This meeting provides our future Bennington families with important information to prepare their children for a great start to the school year.



## Middle School News

### Sports Update

Both Middle Schools concluded their girls' basketball and wrestling seasons. The BSMS 7th Grade Girls' Basketball team finished 2nd place in the EMC, losing to Blair in the championship game 31-37. The middle school wrestling teams attended the West Point Beemer Jr. High Invitational on March 6th. BSMS finished as invite runner-ups and BMS finished in 3rd place. BMS concluded their wrestling season on Friday, March 10th at the Ashland invite.

Middle School track practice will begin on March 20th. The first competition of the season will be on April 13th with BMS and BSMS hosting a dual at BHS. Both middle schools had signups for students interested in participating in track. 121 students signed up for track at BSMS and 102 students at BMS.

### Spring Conference Attendance

BMS 22-23 MS Parent Teacher Conferences-Spring					
	DAY 1	DAY 2	Total	Total In Grade	Percentage
6th Grade	52	44	96	143	67.13%
7th Grade	46	28	74	135	54.81%
8th Grade	36	20	56	135	41.48%
<b>Total</b>	<b>134</b>	<b>92</b>	<b>226</b>	<b>413</b>	<b>54.72%</b>

BSMS Conference Attendance Totals 2023 Spring					
	February 14	February 15	Total	Total In Grade	Percentage
6th Grade	59	55	114	189	60.30%
7th Grade	43	46	89	178	50.00%
8th Grade	39	33	72	144	50.00%
<b>Total</b>	<b>141</b>	<b>134</b>	<b>275</b>	<b>511</b>	<b>53.80%</b>

### CURRENT ENROLLMENT


- BMS (Total - 413)
  - 6th - 143
  - 7th - 135
  - 8th - 135
- BSMS (Total - 511)
  - 6th - 189
  - 7th - 178
  - 8th - 144



### Student Celebrations

On February 22, BSMS celebrated the Hexter 3 and 4 Learn, Grow, Lead recipients. We were able to visit with these students about the importance of leadership and helping make our building a great place to be each day. BMS celebrated their Learn, Grow, Lead recipients as well as the winter athletes, Spelling Bee Winners, Honor Band and Choir Members, and Art Award recipients at an assembly held on February 24th. The Student Senate did an amazing job of organizing and hosting this event.

On March 1st BSMS and BMS held the Hexter 4 Academic Achievement Celebration for students with all As and Bs. BSMS had 350 students and BMS had 217 students qualify for this event.



Student Achievement Celebration



# BENNINGTON SENIOR HIGH SCHOOL

16610 Bennington Road  
Bennington, NE 68007

To: Board of Education

From: Greg Lamberty, Bennington High School Principal

Date: March 13, 2023 Board Meeting

## **Current enrollment for grades 9-12 in the 2022-2023 School Year**

<u>Grade</u>	<u>+</u>	<u>-</u>	<u>Net</u>	<u>3/7/2023</u>
Ninth	27	9	18	276
Tenth	17	20	-3	244
Eleventh	15	22	-7	254
Twelfth	7	6	1	234
<b>Total</b>	<b>66</b>	<b>57</b>	<b>9</b>	<b>1,008</b>

## UPDATES

- Spring Parent-Teacher Conference Attendance: 162 parents out of 1,011 = 16%. Tuesday, February 14 = 89 (9%), and February 15 = 73 (7%).
- The BHS Wrestling Team finished as the Runner-up in Class B at the State Individual Wrestling Championships. Individual state champions = Cadyn Coyle, Kael Lauridsen (4-time state champion), and Kyler Lauridsen (2-time state champion). 3<sup>rd</sup> place = AJ Parrish and Evan Warner.
- Maycee Peacher won her second consecutive State Wrestling Title for the Bennington Girls' Wrestling program. Maycee finished the season unbeaten at 46-0.
- BHS Cheer won the Class B Traditional Cheer Championship and earned Runner-up in the Non-Tumbling division at the 2023 State Championships.
- BHS Dance repeated as State Champions in the Class B Hip Hop Division. The Dance team placed 3<sup>rd</sup> in the Pom Division.
- BHS Girls Basketball finished the season District Runner-up losing to Beatrice one game shy of the state tournament.
- BHS Boys Basketball won the District Championship v. Beatrice and participated in the State Tournament, March 9-11.
- A special thank you to BPS Bus Driver, Mr. Darren Cobb, for volunteering his time to drive 9<sup>th</sup> grade drivers from the east (bus barn) lot up to BHS every morning for the past three months. Mr. Cobb transported approximately 45 students each morning after completing his regular route.
- Bennington High School participated in the 2023 District Envirothon and placed 3<sup>rd</sup> out of 14 schools. The 3<sup>rd</sup> place finish puts the BHS team in consideration for a berth at the State Competition held later this Spring in Ogallala, Nebraska.

- Congratulations to the 2023 Intramural Basketball Association Champions – Softball in the girls division and Men In Sports for the boys division. Thank you to Mr. Chris Grinvalds for organizing, coordinating, and supervising the IBA this year. The IBA grew to 18 total teams this year – 4 girls’ teams and 14 boys’ teams.
- March is National Athletic Trainer Appreciation Month. BPS appreciates the partnership with Children’s Hospital that provides Athletic Trainer, Mrs. Elizabeth LaBombard, to our student-athletes throughout the NSAA seasons.
- The 2023 Spring Musical, *Chicago*, will be performed on March 17 @ 7pm, March 18 @ 7pm, and March 19 1pm & 5pm at the BHS Fine Arts Center.
- State Speech is scheduled for Wednesday, March 15 at the University of Nebraska-Kearney. BHS will be represented by 14 students in 9 events. The state qualifiers are: Carly Bishop, Liam Doan, Max Elwood, Logan Frost, Alexa Hall, Justine Huse, Mary Knott, Linnea Larson, Katrina Liffing, Katie Miller, Selah Ryan, Ryan Taylor, Addie Thornburg, Avery Wells.
- March 21 Schedule for BHS: Seniors – OFF except for those who need to complete community service; Juniors – ACT; Sophomores – Pre-ACT; Freshman – Assembly with Cam F. Awesome <https://camfawesome.com/> Academic Study Hall, & Homeroom Challenges.
- Bennington High School will host the 2023 Junior-Senior Prom on April 1, at A View on State. The dance will run from 8:00 – 11:00 pm. Post Prom will be held at BHS from 11:00 pm to approximately 3:00 am.

Social Media Celebrations for Bennington High School:



3<sup>rd</sup> Place District Envirothon – BHS Blue Team



IBA Elite Division Champions – Softball



IBA Boys' Division Champions – Men Loving Sports



## Special Education Department

### **Current and Expected Numbers for the 2023-2024 school year:**

\*Staff provides a weight for students of 1-4 points based on the amount of services a student needs to meet their IEP, ideally caseloads would be around 24 points for a staff member, which is very difficult with budget constraints. The numbers below are based on Resource students, this does not include speech only students who do not receive resource services.

Student Services proposed for 6 Additional FTE, and are looking to be approved for 4-5 Additional FTE, 2 of those FTE were approved in December of 2022, details are below.

Elementary 2022-2023	September Weights (prek-4)	Est Weight Growth (22-23) Sept X 113% (3 year average growth from Fall to Spring)	Weight times 1.06% (district growth)	2022-2023 = 13 FTE <b>2023-2024 = 16 FTE</b>
Elem Total (13 FTE)	295 Points	333.5 Points	354 Points	16 FTE
<ul style="list-style-type: none"> <li>As of December, 2022, one additional Resource Teacher had been approved and that moved us to 14 FTE</li> <li>If two additional Elementary Resource approved, that will put us at 16 FTE and we would increase FTE at all buildings except Stratford Park, but we would move Stratford Non Public Services for Legacy School to Pine Creek</li> </ul>				
Middle School 2022-2023	September Weights (5-8)	Est Weight Growth (22-23) Sept X 105% (3 year average growth from Fall to Spring)	Weight times 1.06% (district growth)	2022-2023 = 6 FTE <b>2023-2024 = 7 FTE (-1.3 FTE) 8 FTE (-.3 FTE)</b>
BMS Total (3 Resource FTE)	102 Points	107.3 Points	111 Points	4.6 FTE -.6 FTE
BSMS Total (3 Resource FTE)	81.5 Points	85.6 Points	91 Points	3.8 FTE -.8 FTE
<ul style="list-style-type: none"> <li>As of December, 2022, one additional Resource Teacher had been approved and will be placed at BMS, which placed us at 7 Resource FTE across the Middle Schools</li> <li>If a second Middle School Resource Teacher is approved, a position would most likely travel between BMS and BSMS</li> </ul>				
High School 2022-2023	September Weights (grades 8-11)	Est Weight Growth (22-23), Sept X 105% (3 year average growth from Fall to Spring)	Weight times 1.06% (district growth)	2022-2023 = 6 FTE 2023-2024 = 6 FTE (28 Pts per FTE)
BHS Total (6 Resource FTE)	152.5 Points	160 Points	170 Points	6 FTE
<ul style="list-style-type: none"> <li>Originally an additional Resource Teacher was requested; however due to budgets and prioritizing, the highschool will remain at 6 Resource Teachers for the 2023-2024 school year</li> </ul>				

\*Numbers will continue to be monitored and finalized in April. At that time, if the need at the middle school outweighs the need at the elementary level, we will make proposals to move positions around

## High Ability Learner Department

### Program Updates

BPS has offered a full time position to Mrs. Calena Ohlson as a HAL Teacher for the 2023-2024 school year. Mrs. Ohlson is currently a 4th grade teacher at Bennington Elementary. We are excited to increase our HAL support from 2.6 FTE to 3.0 FTE! Welcome Calena!

Mrs. Missy DeHart applied for a grant through KETV with the 7 Can Help Kids Cash for Schools Grant. This grant is being used to add 3D printers and filament to our BPS HAL Program / Inventory. The HAL Department was granted \$2,500!



### What's Happening in our HAL Classrooms?

We have great things happening across the district right now, below are some of our teachers favorite projects that they are currently working on.

Mrs. DeHart shares that her 3rd grade students are undergoing the planning and execution of Rube Goldberg machines. After mastering the simple machine's content knowledge, they are now creatively building chain reactions. Her brilliant 5th graders are using Tinkercad software to design and print a 3-D object and her 1st graders are learning to use multiplication!

Miss Abby Fitzgerald shares that her 1st graders have finished their scratch coding projects where they got to share their chase game with various teachers and classrooms around their buildings. Her 2nd graders are working on electricity and have been practicing with LED alligator clips, and coin batteries before they start to build their own operation style game. 3rd graders are working on estimation and probability and they have taken it to a whole new level by researching various types of snakes to figure out the probability of having to go to the hospital if bitten. Her 4th graders are working on building their own video games in Bloxels to mimic a biome they studied.

Mrs. Rebecca Korinek shared that her second graders had a visitor from the extension office who came to show them how to make electric quiz boards. Her third grade students are also working on their Rube Goldberg machines and are doing great and persevering through lots of trial and error. Mrs. Korinek is also our HAL teacher at both Middle Schools. She shared that her students there are currently creating cars from pasta. After they test them for speed they will go on to create two more prototypes; one being powered by a balloon and the other being powered by a rubber band.



# **Bennington Public Schools**

## **Curriculum & Assessments Report**

### **March 13, 2023**

Attachment V-A.5

#### **Assessment**

- ❖ The NSCAS testing window opens April 3rd. Students in grades 3-8 will take the NSCAS-Growth ELA and NSCAS-Growth Math tests. Students in grades 5 and 8 will also take the NSCAS-Science test.
- ❖ NDE is working with NWEA on reports for teachers, schools, parents, and the district. We should have some information early while family reports will not be ready until fall.
- ❖ Bennington is scheduling students throughout the window (March 21-April 29) to keep the disruption to instruction minimal. May 8-12 may be used for make-up tests.
- ❖ Students in grade 11 will participate in the state ACT which is the state test for high school. This is the seventh year of the state ACT for all students. Students will take the ACT for English, Reading, Math, Science, and Writing on Tuesday, March 21<sup>st</sup> in the morning.
- ❖ Students in grade 10 will also participate in testing on March 21<sup>st</sup>. The Nebraska Department of Education is providing districts the Pre-ACT for one grade of students and Bennington will use this with 10<sup>th</sup> graders.

#### **Curriculum**

- ❖ The English Language Arts Committee for Grades K-5 are continuing their work to finalize core curriculum materials as well as supplemental materials and intervention materials. Publisher presentations for the top four finalists are being scheduled during March.
- ❖ The K-12 Social-Emotional Behavior Committee will review implementation of core curriculum materials. The Committee has continued to work on Behavior processes and documentation.
- ❖ The K-12 Media and Library Specialists are working to review and update their curriculum and processes.
- ❖ Summer School planning is underway for elementary and middle school. The numbers of elementary students invited to summer school is increasing significantly from prior years. This increase in numbers is due to growth in enrollment and the link to IRIP numbers. The Nebraska Reading Improvement Act requires a summer program for students to be offered to students on an Individualized Reading Improvement Plan (IRIP). Due to numbers of elementary students, we will host Summer School at both Stratford Elementary and Heritage Elementary. We have collaborated with the All-Star Kids' program to reduce concerns about transportation and summer child care.

#### **Professional Learning**

- ❖ All staff participate in SafeSchool Training. Courses are assigned both in the fall and spring semesters.
- ❖ The HS MTSS Team has received additional training and continues with implementation of tiered interventions.
- ❖ New Teacher choice sessions are offered each month from a wide variety of topics.
- ❖ February 11<sup>th</sup> teachers worked on preparation for Parent-Teacher Conferences.
- ❖ February 16<sup>th</sup> grade levels met and worked on summer school placements as well as curriculum and assessment training.
- ❖ March 1<sup>st</sup> Grade-Level Teams and Departments met to review curriculum pacing and district assessments and the implementation of the District Grading Policy. Planning for the next school included discussion of inventories and budget needs.

## **Additional Information on Option (both in and out) Students**

We understand a patron contacted the Board of Education suggesting “**many** families have opted out due to the lack of district support due to bullying,” This prompted us to review information collected from option enrollment applications as this is the only formal data the school district has regarding this program. We would like to provide the Board of Education the following information regarding option enrollment students.

The number of option-out students was reported to be 152 at the February 13<sup>th</sup> regular board meeting. Upon further review, we have found four (4) of these students have changed addresses and no longer qualify as option-out students. We have verified that Bennington currently has 148 students who live (family is a resident) in the school district but have optioned out to another district this year. This does not include home school or private school students as they are not considered option students.

Of the 148 option out students, 120 of them (81%) have never attended a Bennington school during their public school career. As an example, the family lived in OPS school district, purchased a home in Bennington, but made the decision for their child/children to remain in the OPS school district.

That leaves 28 students opting out to another district who have an attendance history with Bennington. These students and their families have remained (Utilizing the two-year auto grandfather clause)

Of the 28 students,

15 of them started at BPS in KG

Six (6) of them came from another district and returned to that district

Three (3) came here from another state

Four (4) have been enrolled in three districts, come from one district, then Bennington then to another district. (*Note: “district hoppers”, technically not allowed. Option is only available one time, however some school districts do not follow that rule.*)

Of the 28 students:

2 were here for less than one semester

4 were here for 1 year

4 were here for 2 years

2 were here for 3 years

2 were here for 4 years

2 were here for 5 years

2 were here for 6 years

0 were here for 7 years

2 were here for 8 years

1 was here for 9 years

4 were here for 10 years

3 were here for 11 years

The Nebraska Department of Education option enrollment application does not require the family to state a reason for the request. In addition, Bennington Public Schools does not track or require parents/families to formally disclose the reason why they are optioning their student to a different district. Therefore, it is difficult to formally verify a reason for making this decision.

However, through informal conversations with parents over the years, we have heard the following reasons for some of the requests:

1. Enrollment in an International Baccalaureate program or other Advance Placement options.
2. Athletics, mostly swimming. Some desire Class A competition.
3. Parents work for the requested school district or work close to the requested school.
4. Desire for more diversity, a larger population of their ethnicity.
5. Student desires a larger school environment.

On the flip side; there are 90 students who are optioned **in** to Bennington. Most of them utilized the two-year auto grandfather clause (state law: 79-240). Meaning the student has had enrollment in a Bennington school for the previous two consecutive years, moved out of the district, but wished to remain at Bennington Public Schools. There are still a few of the 90 students who are in attendance through the Learning Community's Open Enrollment program. They are a true option-in with no grandfather clause, enrolling before Bennington started denying option enrollment applications due to capacity. The Learning Community Open Enrollment policy was changed several years ago and is no longer in existence today.

The numbers for both option-in and option-out change often. This is just a snapshot of where they stand today.

Please let us know if you have additional questions or concerns regarding this matter.

## Bennington Public Schools Certified Employee Compensation Report

It has been mentioned by the general public that teachers are underpaid. Bennington Public Schools would agree that teachers are one of the most valuable assets to any community and should be compensated for their work at a higher rate. This report shows the reader that Bennington Public Schools' certified employee compensation package compares favorably to like school districts in the area.

Bennington Public Schools (BPS) conducts a comparability study of area school districts that are *“similar (in size) and have enough like characteristics or qualities to make the comparison appropriate.”* For comparability purposes, size of a school is no less than 50% and no more than twice the total enrollment of a school district. This group of school districts is called the “array.” The comparability study generates a total compensation dollar amount for each school district in the array by placing all eligible certified employees on the contract of each school district in the array. To generate a good comparison, most studies only use like contract language such as salary and common benefits (i.e. insurance, FICA, retirement). The 2022/2023 comparability study shows the public that Bennington Public Schools is at the top of their certified employee array (see chart at right).

District	Total Comp.	% of Mid-Point
Bennington *	\$ 27,003,308	102.69%
Waverly	\$ 26,965,528	102.55%
Norris	\$ 26,848,757	102.11%
Blair	\$ 26,667,708	101.42%
Gretna	\$ 26,587,214	101.11%
Ralston *	\$ 26,471,542	100.67%
Fremont	\$ 26,298,535	100.01%
Columbus	\$ 25,765,718	97.99%
South Sioux City	\$ 25,184,330	95.78%
Norfolk	\$ 24,679,002	93.85%
Mid-Point	\$ 26,295,123	
* Tuition Reimbursement		

Bennington Public Schools currently has 315 certified employees that are governed by the Negotiated Agreement. The Bennington Education Association and the Board of Education approved the 2023/2024 Negotiation Agreement at the February regular meeting. This new agreement increased the base pay by \$800 to \$37,850. Fortunately, pay is not the only compensation that employees receive. BPS certified employees receive other benefits such as: insurance (health, dental, life, long-term disability), FICA (Social Security/Medicare), participation in the Nebraska Public Employees Retirement System, hourly pay above contract hours, extra-duty pay, professional development, extended contracts, tuition, unused leave reimbursement, and more.

The average percentage increase for all certificated staff that are governed by the Negotiated Agreement is estimated to be 4.85%. This will result in an increase in the 23/24 General Budget of 1,337,887. The average total compensation cost of a BPS certificated employee in 23/24 is estimated to be \$91,975. Please see the chart below for a comparison of cost increases for three employees with different levels of experience, education and insurance needs. Please note the chart below does not consider all compensation for employees.

22-23 Base \$37,050 (186-Day Contract)	Salary	Single Health/ Single Dental	Total	% Inc.	22-23 Base \$37,050 (186-Day Contract)	Salary	Emp&Sp Health /Single Dental	Total	% Inc.
BA, Step 5	\$ 42,978.00	\$ 9,523.80	\$ 60,217.59		MA, Step 10	\$ 57,798.00	\$ 19,233.72	\$ 87,386.61	
<b>23-24 Base \$37,850 (186-Day Contract)</b>					<b>23-24 Base \$37,850 (186-Day Contract)</b>				
BA, Step 5	\$ 43,906.00	\$ 10,159.44	\$ 61,946.48		MA, Step 11	\$ 60,560.00	\$ 20,568.48	\$ 91,975.22	
		<b>Package Inc.</b>	<b>\$ 1,728.90</b>	<b>2.87%</b>			<b>Package Inc.</b>	<b>\$ 4,588.61</b>	<b>5.25%</b>
22-23 Base \$37,050 (186-Day Contract)	Salary	Family Health/ Single Dental	Total						
MA36, Step 17	\$ 75,582.00	\$ 25,587.48	\$ 114,691.29						
<b>23-24 Base \$37,850 (186-Day Contract)</b>									
MA45, Step 17	\$ 79,106.50	\$ 27,379.68	\$ 120,635.62						
		<b>Package Inc.</b>	<b>\$ 5,944.33</b>	<b>5.18%</b>					

In summary, Bennington Public Schools has always placed a high value on certificated employees and a priority to compensate teachers at, or above, like districts to ensure our children have quality educators in the classroom.

## Superintendent Notes – March 2023

1. I will take a few minutes to review two reports with the Board. The first is a report on option enrollment. The second is a report on certificated employee compensation (see attached).
2. I verified this morning that Douglas County will be conducting some road work along 168<sup>th</sup> Street again this summer. Douglas County received bids this winter for the "rebid" of the 171<sup>st</sup> Street and Military Road Improvements. The low bidder was Western Engineering (\$538,504.03). This is about \$108,000.00 less than our previous bid in the summer of 2022 (\$646,035.52), but above the engineer's estimate (\$465,656.57). Douglas County feels they received responsive and competitive bids and recommends Western Engineering proceed with this work. The District entered into an Interlocal Agreement to share in the cost of this road. The Construction will start very soon and lead to the shutdown of Military Road from 168<sup>th</sup> Street to 171<sup>st</sup> Street to incorporate a turning lane onto 171<sup>st</sup> Street. This road is scheduled to open in time for the start of school in August of 2023. I also received an update from Douglas County regarding construction work to lower the corner of 168<sup>th</sup> and State this fall. This will be a larger construction project that may lead to a longer shut down of 168<sup>th</sup> Street for most of 2024.
3. A quick look at enrollment numbers out of our Student Information System (NebSIS) tells us we should be around 320 to 335 for kindergarten next fall. At this time, we have 276 (SE-53, AP-54, BE-48, HE-65 & PC-56) confirmed students for next year's kindergarten class. The projected number for the kindergarten class of 2023/2024 is 350 students. Kindergarten Round-up parent meetings will be conducted Thursday, March 23<sup>rd</sup>, at 5:30 PM, at each elementary school, with a round-up with students planned in August. Past records indicate we will add approximately 20% more to this count by the start of school this August.
4. The District's general fund cash flow continues to show a positive balance. The February, 2022, General Fund (GF) balance was \$8,413,137.91. The February, 2023, GF balance is \$5,413,137.91 without any intra-district transfers. The February 2022 Hot Lunch Fund balance was \$1,236,128.19. The February 2023 Hot Lunch Fund balance is \$948,052.90. Overall, balances of all District funds as of February, 2022, were \$46,072,407.46. District fund balances as of February, 2023, are \$31,451,260.66. Due to the building projects that are finishing up in the district, we will see our special building balance continue to decrease.
5. I will be a member of a Metro Superintendents Panel at the end of the week. Larger districts have groups of emerging administrators and conduct monthly meetings to help them in their pursuit of an administrative job. Ralston will host this event with superintendents talking to the group of aspiring administrators.
6. I know of several board members who were guest speakers during Dr. Seuss week for many elementary classrooms. Thanks to all who took time away from work to read at the elementary schools.
7. The District will be conducting some repair work on the entrance to the high school parent loop in the next few weeks. This work will be done by Parking Area maintenance at a cost of \$1,960.
8. The District is a member of the Greater Nebraska Schools Association (GNSA). This group is composed of 24 large school districts with approximately 75% of all public school students in the State of Nebraska. GNSA meets once a month during the unicameral session. I attended the Greater Nebraska Schools Association (GNSA) meetings in January and February. I also had a conversation with Senators DeBoer and Armendariz to discuss the district's opinion on several legislative bills. All board members are welcome to attend these meetings. This month's meeting will be on Wednesday, March 15<sup>th</sup> at the NASB offices in Lincoln. The meeting starts at 9:30 AM. Board members are encouraged to attend. Please let me know if you have the time to join me at the next, or any future, GNSA meeting. Website address: <https://greaternebraskaschools.org>.

# Technology Coordinator's Report 3/13/23





# HELLO!

## I am Rob Uchtman

Coordinator of District Technology

Bennington Public Schools

[ruchtman@bennps.org](mailto:ruchtman@bennps.org)

# Technology Team Team



**Mr. Chris Hilliard**  
*System Administrator*



**Ms. LeaAnn Hilliard**  
*Database Manager*



**Ms. McKenzie White**  
*Technology Integrationist*



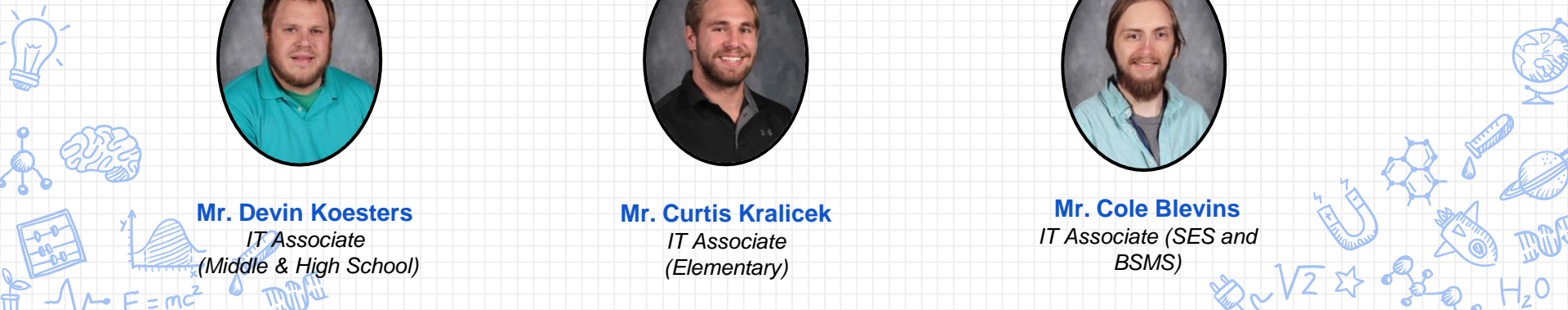
**Mr. Devin Koesters**  
*IT Associate*  
*(Middle & High School)*



**Mr. Curtis Kralicek**  
*IT Associate*  
*(Elementary)*




**Mr. Cole Blevins**  
*IT Associate (SES and*  
*BSMS)*



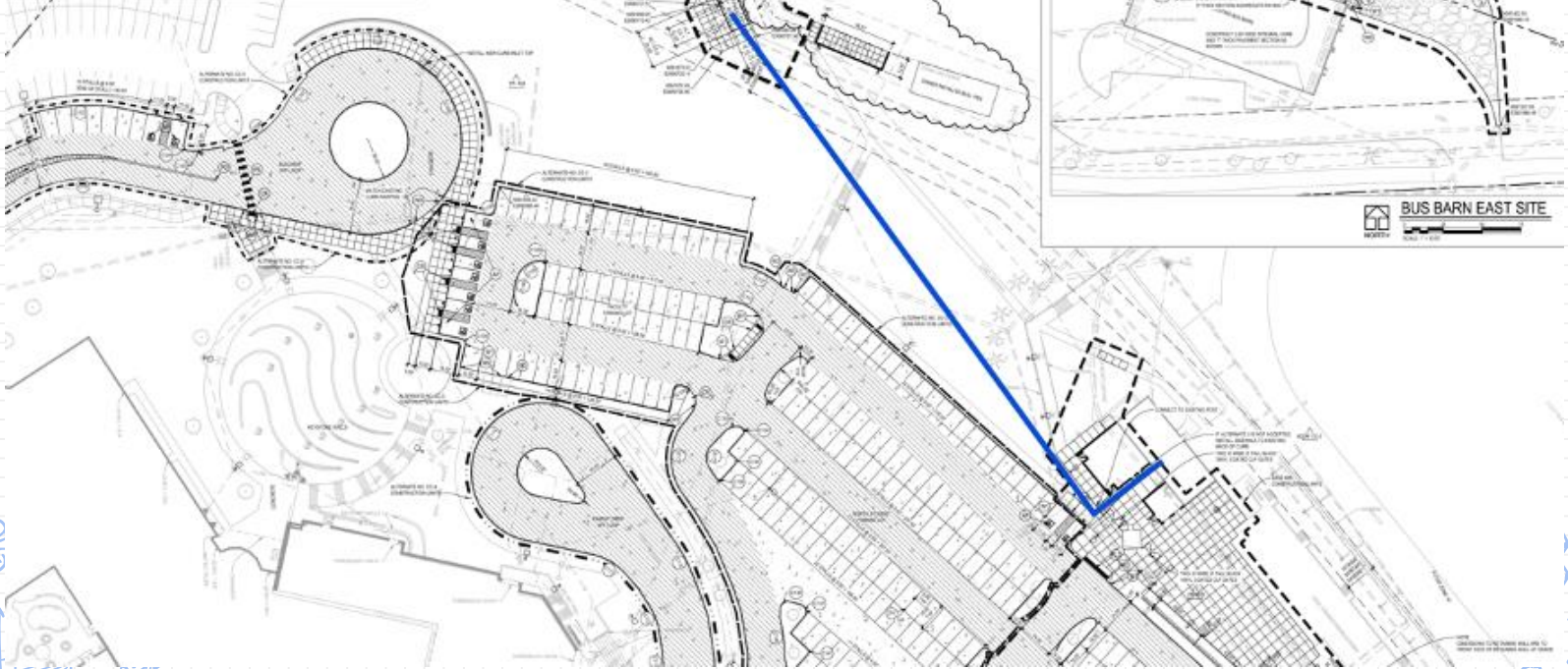
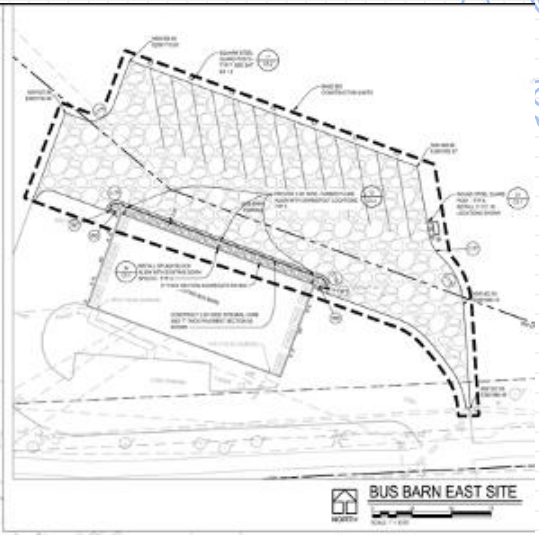
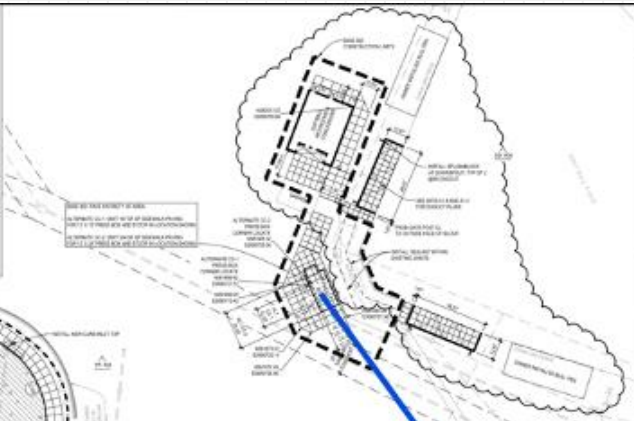
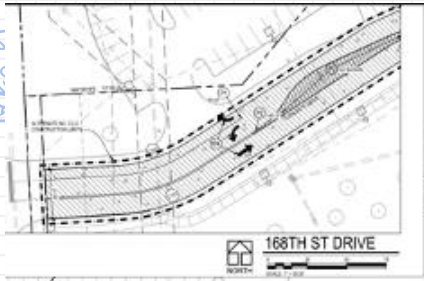


# Recent Projects

Let's look at some changes









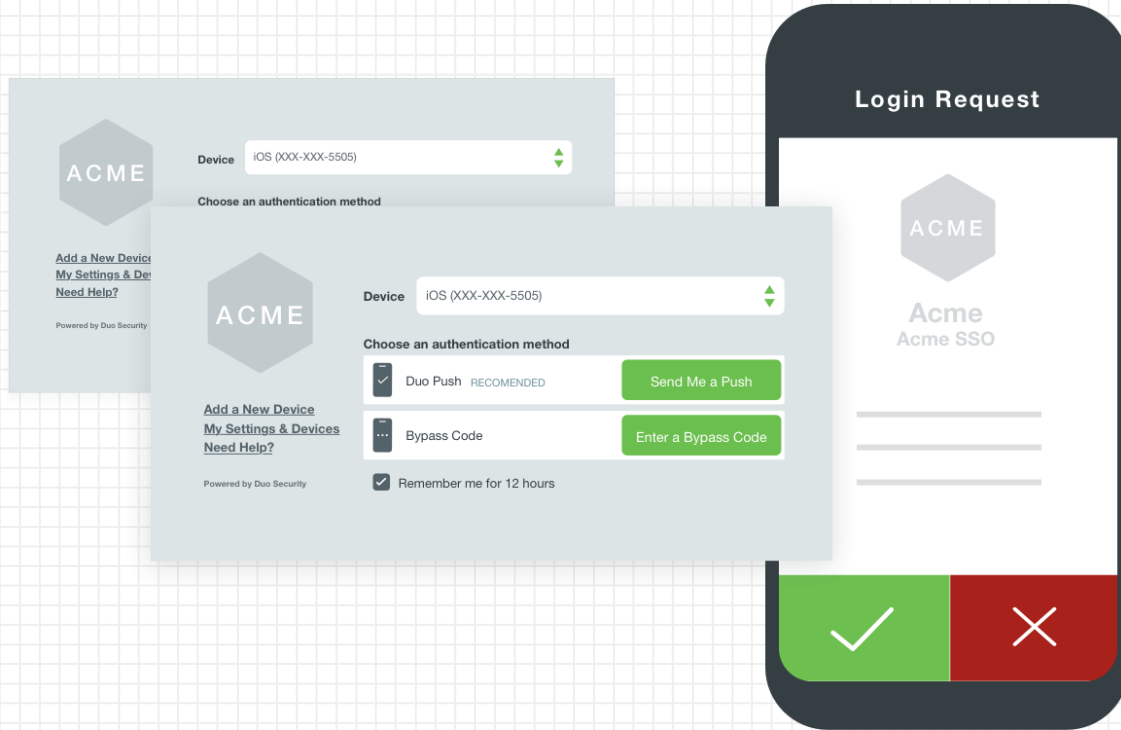
# Wireless at BES



# Proofpoint



# DUO Multi-Factor Authentication











# **Spotlight On: Career & Technical Education**

Bennington Board of Education  
March 13, 2023




# Nebraska's Mission, Vision & Guiding Principles

**MISSION** - To lead and support the preparation of all Nebraskans for learning, earning, and living.

**VISION** - Nebraska Career & Technical Education will deliver coordinated, relevant learning opportunities that engage each student in high-quality, rigorous education. These opportunities will be enhanced by partnerships with business and industry, workforce, and economic development leaders, allowing learners to turn their passion, talents, and strengths into successful careers and fulfilling lives.

**GUIDING PRINCIPLES** - Primary to this vision are four guiding principles. These principles are recognized to provide focus to the work of Nebraska CTE and intended to result in outcomes aligned to the mission and vision. They are foundational to all efforts: **Equitable, Relevant, Innovative** and **Coordinated**.



ENTREPRENEURSHIP

EMPLOYMENT

ENTREPRENEURSHIP

EMPLOYMENT

ENTREPRENEURSHIP

EMPLOYMENT

**MARKETING**

- Marketing Communications
- Marketing Management
- Marketing Research
- Merchandising
- Professional Selling

**HOSPITALITY & TOURISM**

- Lodging
- Recreation, Amusements, and Attractions
- Restaurants and Food and Beverage Services
- Travel and Tourism

**AGRICULTURE, FOOD, & NATURAL RESOURCES**

- Agribusiness Systems
- Animal Systems
- Environmental and Natural Resources Systems
- Food Products and Processing Systems
- Plant Systems
- Power, Structural, and Technical Systems

**COMMUNICATION ARTS**


- Audio/Video Technology and Film
- Graphic Design
- Journalism and Broadcasting
- Performing Arts
- Printing Technology
- Visual Arts
- Web and Digital Communications

**BUSINESS MANAGEMENT & ADMINISTRATION**

- Administrative Services
- Business Information Management
- Operations Management
- Human Resources Management
- Management

**FINANCE**

- Accounting
- Banking Services
- Business Finance
- Securities and Investments
- Insurance

**INFORMATION TECHNOLOGY**

- Data Science
- Computer Science
- Database Administration
- Information Support and Services
- Network Systems
- Programming and Software Development
- Web Design and Development

**GOVERNMENT & PUBLIC ADMINISTRATION**

- Foreign Service
- Governance
- National Security
- Planning
- Public Management and Administration
- Regulation
- Revenue and Taxation

**HUMAN SERVICES**

- Consumer Services
- Counseling and Mental Health Services
- Early Childhood Development and Services
- Family and Community Services
- Personal Care Services

**LAW, PUBLIC SAFETY, CORRECTIONS, & SECURITY**

- Correction Services
- Emergency and Fire Management Services
- Law Enforcement Services
- Legal Services
- Security and Protective Services

**EDUCATION & TRAINING**

- Administration and Administrative Support
- Professional Support Services
- Teaching/Training

**HEALTH SCIENCES**

- Biotechnology Research and Development
- Diagnostic Services
- Health Informatics
- Supportive Services
- Therapeutic Services

**ENERGY & ENGINEERING**

- Engineering and Technology
- Energy

**MANUFACTURING**

- Health, Safety, and Environmental Assurance
- Logistics and Inventory Control
- Manufacturing Production Process Development
- Maintenance, Installation, and Repair
- Production
- Quality Assurance

**ARCHITECTURE & CONSTRUCTION**

- Construction
- Design and Pre-construction
- Maintenance and Operations

**TRANSPORTATION, DISTRIBUTION, & LOGISTICS**

- Facility and Mobile Equipment Maintenance
- Health, Safety, and Environmental Management
- Logistics Planning and Management Services
- Sales and Services
- Transportation Operations
- Transportation/Systems Infrastructure Planning, Management, and Regulations
- Warehousing and Distribution Center Operations

ENTREPRENEURSHIP

EMPLOYMENT

ENTREPRENEURSHIP

EMPLOYMENT

ENTREPRENEURSHIP

EMPLOYMENT

EMPLOYMENT

ENTREPRENEURSHIP

EMPLOYMENT

ENTREPRENEURSHIP

ENTREPRENEURSHIP

EMPLOYMENT

ENTREPRENEURSHIP

EMPLOYMENT

# Career Fields

*The six career fields represent broad sectors of the job market on which students may choose to focus.*

- **Agriculture, Food and Natural Resources**
- **Business, Marketing and Management**
- **Communication and Information Systems**
- **Health Sciences**
- **Human Sciences and Education**
- **Skilled and Technical Sciences**

**BOLD - Bennington offers courses in 5 of 6 fields.**




# PERKINS V

The Strengthening Career and Technical Education  
for the 21st Century Act





# Perkins Requirements

- The Perkins Grant provides federal funds to support innovative practices, equipment, instructional materials, and professional development for career and technical education programs focusing on the Nebraska Career Clusters.
  - There is a competitive grant part to Perkins. Up to \$100,000 can be received for a special project. Bennington has received this in prior years.
  - Requirements:
    - Complete a ReVISION Study of CTE - Needs Assessment
    - Offer Students At Least One Program of Study (3-Course Progression)
    - Offer Students At Least One Student Organization (FBLA & SkillsUSA)
- 

# OCCUPATIONAL OUTLOOK HANDBOOK

## Fastest Growing Occupations

PRINTER FRIENDLY

**Fastest growing occupations:** 20 occupations with the highest projected percent change of employment between 2021-31.

Click on an occupation name to see the full occupational profile.

OCCUPATION	GROWTH RATE, 2021-31	2021 MEDIAN PAY
<a href="#">Nurse practitioners</a>	46%	\$120,680 per year
<a href="#">Wind turbine service technicians</a>	44%	\$56,260 per year
<a href="#">Ushers, lobby attendants, and ticket takers</a>	41%	\$24,440 per year
<a href="#">Motion picture projectionists</a>	40%	\$29,350 per year
<a href="#">Cooks, restaurant</a>	37%	\$30,010 per year
<a href="#">Data scientists</a>	36%	\$100,910 per year
<a href="#">Athletes and sports competitors</a>	36%	\$77,300 per year
<a href="#">Information security analysts</a>	35%	\$102,600 per year
<a href="#">Statisticians</a>	33%	\$95,570 per year
<a href="#">Umpires, referees, and other sports officials</a>	32%	\$35,860 per year
<a href="#">Web developers</a>	30%	\$77,030 per year
<a href="#">Animal caretakers</a>	30%	\$28,600 per year
<a href="#">Choreographers</a>	30%	\$42,700 per year
<a href="#">Taxi drivers</a>	28%	\$29,310 per year
<a href="#">Medical and health services managers</a>	28%	\$101,340 per year
<a href="#">Logisticians</a>	28%	\$77,030 per year
<a href="#">Physician assistants</a>	28%	\$121,530 per year
<a href="#">Solar photovoltaic installers</a>	27%	\$47,670 per year
<a href="#">Animal trainers</a>	27%	\$31,280 per year
<a href="#">Physical therapist assistants</a>	26%	\$61,180 per year

## Top Ten H3 Occupations by Demand Rank

An occupation's demand ranking is based on three factors: the number of annual openings, the net change in employment, and the growth rate.

Nebraska

Export: PDF | Excel

Rank	Occupation	Average Hourly Wage	Average Annual Wage	Required Education	Required Work Experience	Job Training	Annual Openings
1	<a href="#">Heavy and Tractor-Trailer Truck Drivers</a>	\$21.50	\$44,718	Postsecondary non-degree award	None	Short-term on-the-job training	3,438
2	<a href="#">Registered Nurses</a>	\$29.85	\$62,086	Bachelor's degree	None	None	1,600
3	<a href="#">General and Operations Managers</a>	\$50.86	\$105,793	Bachelor's degree	5 years or more	None	1,476
4	<a href="#">Carpenters</a>	\$18.40	\$38,278	High school diploma or equivalent	None	Apprenticeship	1,288
5	<a href="#">Accountants and Auditors</a>	\$33.34	\$69,348	Bachelor's degree	None	None	1,082
6	<a href="#">Software Developers, Applications</a>	\$43.06	\$89,563	Bachelor's degree	None	None	534
7	<a href="#">Elementary School Teachers, Except Special Education</a>	N/A	\$56,298	Bachelor's degree	None	None	865
8	<a href="#">Electricians</a>	\$23.74	\$49,386	High school diploma or equivalent	None	Apprenticeship	703
9	<a href="#">Plumbers, Pipefitters, and Steamfitters</a>	\$26.52	\$55,155	High school diploma or equivalent	None	Apprenticeship	658
10	<a href="#">Secondary School Teachers, Except Special and Career/Technical Education</a>	N/A	\$56,267	Bachelor's degree	None	None	629

# Perkins Funding

- Nebraska Department of Education awards funds based on a formula. Schools receiving less than \$15,000, must be part of a consortium to receive any funds.
- Bennington Belongs to the ESU#3 Consortium: Arlington, Bennington, Conestoga, Douglas County West, Elmwood-Murdock, Fort Calhoun, Louisville, Plattsmouth, Springfield-Platteview, Weeping Water
- 2022-2023 Funding  $\$65,900 - 4\% (\$2,600) = \$63,300 / 10$  schools

**Staff  
Development**

**Equipment**

**Nebraska CTE  
Strategic Priorities**

# Bennington's CTE Programs

**965  
Enrolled**

## **Business**

300 - Information Technology\*  
172 - Personal Finance\*  
153 - Introduction to Business  
150 - Marketing

**343  
Enrolled**

## **Family & Consumer Science**

96 - Introduction to FCS  
89 - Foods

**368  
Enrolled**

## **Skilled & Technical Science**

102 - Introduction to the  
Built Environment  
90 - Introduction to Drafting

\*Graduation Requirement

# Business Department



Mrs. Tracy Cox



Mr. Chris Grinvalds



Mrs. Shelly Tvrdy



Mr. Paul Wright

# Business Classes

Capstone  
Courses

Accounting  
Digital Design  
Entrepreneurship  
Finance  
Information Technology

## Introduction Classes

Intro to Business  
Personal Finance  
Marketing  
Intro to Digital Design  
Information Technology I

## Intermediate Classes

Accounting I  
Digital Design  
Economics  
Business Law  
Intro to Programming

## Capstone Classes

Accounting II  
AP Comp Science A  
Entrepreneurship  
Web Design

# Business

## Fall Classes

Intro to Business x 6 (153)  
Personal Finance x 4 (85)  
Business Law x 2 (32)  
Intro to Digital Design x 1 (24)  
Intro to Programming x 2 (34)  
Info Tech I x 6 (148)

## Spring Classes

Marketing x 6 (150)  
Personal Finance x 4 (87)  
Economics x 2 (28)  
Digital Design x 1 (36)  
Web Design x 2 (24)  
Info Tech I x 6 (152)

## Year Classes

Accounting I x 1 (7)  
AP Comp Science A x 1 (4)  
Entrepreneurship (Semester class starting in Fall 2023) x 1 (25)

Class x (offered that semester)



# Business Present and Future

## Present

New Classes add for 2022 - 2023

Entrepreneurship

Intro to Programming

Web Design (Dual Credit with MCC)

9 of the 14 classes are taught each semester

Working on changing Info Tech to the new standards. Will now be called Computer Science and Technology


## Future

FBLA - Continue to grow participation

Future Classes to potentially add:

- Computer Science
- Advance Marketing
- Management and Leadership

Info Tech switching focus towards:

- Computer Science
  - Computer Literacy
  - Digital Citizenship
  - Educational Technology
- 

# Family & Consumer Science Department



Ms. Mallory Mohr



Mrs. Nikki Guynan

## What is Family and Consumer Science?

**“We are the field of study focused on the science and art of living and working well in our complex lives.”**

**“Through research, experiential education, and technology, our professionals help people develop the essential skills to:**

- **Lead better lives**
- **Be work and career ready**
- **Build strong families**
- **Make meaningful contributions to our communities”**

-American Association of Family and Consumer Science



## SPOTLIGHTS

### Field Trips:

- VA Hospital (job shadowing/'stop the bleed' certification)
- JoAnn's Fabric store
- Elementary and Middle Schools

### Large Projects:

- Computerized baby
- 3 tiered pillowcase
- Organizational Calendar implementation
- Buying a Home/Car
- Budgeting, Taxes, Financial accounts
- Communication Opportunities

### Community Guest Speakers:

- Children's Hospital and Administration
- UNMC-Nurse Practitioner
- CareONE Hospice
- Midwifery Specialist
- i3Bank-President and HR
- Methodist NICU Nurse and Speech Language Pathologist
- Nursing Student
- Forensic Nurse





# Skilled & Technical Science Department



Mr. Kyle Monti



Mr. Tom Schumacher



## 12 courses offered 2022 -2023

- Introduction to Drafting (90)
- Architectural Drafting (13)
- Engineering Drafting (9)
- Drafting Technologies (6)
- Principles of Engineering (6)
- Home Systems (15)
- STEM Skills (11)
- Introduction to Agriculture (35)
- Introduction to the Built Environment (102)
- Woodworking Principles (38)
- Woodworking Manufacturing (37)
- Building Construction (6)

## New Class for 2023-2024

Agriculture 2




# Potential STS Programs

- Engines/Mechanics
- Mechatronics/Robotics
- Construction on a Meaningful Level - #1 field in Omaha
- Energy
- Welding/Metalworking
- Transportation

1 in 4 jobs are “blue collar” and the percentage needed in our workforce is growing





Contextual Academics • Technical Skills Based on National Standards • Employment Skills • Safety Training & Practice

3 - Bennington High students are enrolled in Welding at MCC this semester.


### Activities:

SkillsUSA - 42 members

The Outdoor Club - 36 members



# Challenges to CTE

- Classroom Structure & Spaces
    - Students Choose to Reduce Attendance - Space in School
    - Limited Class Sizes in Labs
  - Students Turned Away - Limited Teachers & Seats
  - Limited Course Offerings
  - Future CTE Course Planning & District Policies & Procedures
- 

# #4 2024 - BENNINGTON PUBLIC SCHOOLS - 2025

AUGUST 2024				
M	T	W	Th	F
			1	2
5	6	7	8	9
12	13	14	15	16
19	20	21	22	23
26	27	28	29	30

SEPTEMBER 2024				
M	T	W	Th	F
2	3	4	5	6
9	10	11	12	13
16	17	18	19	20
23	24	25	26	27
30				

OCTOBER 2024				
M	T	W	Th	F
	1	2	3	4
7	8	9	10	11
14	15	16	17	18
21	22	23	24	25
28	29	30	31	

NOVEMBER 2024				
M	T	W	Th	F
				1
4	5	6	7	8
11	12	13	14	15
18	19	20	21	22
25	26	27	28	29

DECEMBER 2024				
M	T	W	Th	F
2	3	4	5	6
9	10	11	12	13
16	17	18	19	20
23	24	25	26	27
30	31			

**August 2024**  
 9-13.....Staff Inservice  
 14.....First day of school/Early Staggered Dismissal

**September 2024**  
 2.....Labor Day/No school  
 11.....Early Staggered Dismissal/Inservice

**October 2024**  
 9.....Early Staggered Dismissal/Inservice  
 15 & 16.....Parent/Teacher Conferences  
 Elementary 4:00-8:00 pm/Secondary 5:00-9:00 pm  
 17.....Inservice/No school  
 18.....No school

**November 2024**  
 6.....Early Staggered Dismissal/Inservice  
 27-29.....Thanksgiving break

**December 2024**  
 4.....Early Staggered Dismissal/Inservice  
 20.....End of first semester- 87 days  
 Early Staggered Dismissal  
 23-31.....Winter break

**January 2025**  
 1-2.....Winter break  
 3.....Teacher Inservice  
 6.....First day of second semester  
 20.....Martin L. King Day/No school  
 22.....Early Staggered Dismissal/Inservice

**February 2025**  
 5.....Early Staggered Dismissal/Inservice  
 11-12.....Parent/Teacher Conferences  
 Elementary 4:00-8:00 pm/Secondary 5:00-9:00 pm  
 13.....Staff inservice/No school  
 14.....No school  
 17.....No school/President's Day

**March 2025**  
 5.....Early Staggered Dismissal/Inservice  
 14.....Inservice/snow make up  
 25.....Early Staggered Dismissal/Inservice  
 31.....No School/ Spring break

**April 2025**  
 1-4.....No School/Spring break  
 9.....Early Staggered Dismissal/Inservice  
 18.....No School

**May 2025**  
 7.....Early Staggered Dismissal/Inservice  
 18.....Graduation  
 23.....End of second semester/Early Staggered Dismissal  
 26.....Memorial Day  
 27-28.....Teacher year-end workshop day

Conferences	*Snow make up days if needed, March 14
No School In-Service	
No School	
Early Staggered Dismissal Elem: 11:40 Middle: 11:50 High: 12:00	

JANUARY 2025				
M	T	W	Th	F
		1	2	3
6	7	8	9	10
13	14	15	16	17
20	21	22	23	24
27	28	29	30	31

FEBRUARY 2025				
M	T	W	Th	F
3	4	5	6	7
10	11	12	13	14
17	18	19	20	21
24	25	26	27	28

MARCH 2025				
M	T	W	Th	F
3	4	5	6	7
10	11	12	13	14*
17	18	19	20	21
24	25	26	27	28
31				

APRIL 2025				
M	T	W	Th	F
	1	2	3	4
7	8	9	10	11
14	15	16	17	18
21	22	23	24	25
28	29	30		

MAY 2025				
M	T	W	Th	F
			1	2
5	6	7	8	9
12	13	14	15	16
19	20	21	22	23
26	27	28	29	30

02/22//2023

School year August 14 -May 23 - 176 Student Days - 9 Teacher Inservice Days  
 1 Contract day for P/T Conferences - 186 Total Contract Days - Summer School June -June

## FARM LEASE AND SECURITY AGREEMENT

This Farm Lease and Security Agreement ("Lease") is entered into between Douglas County School District No. 59, a/k/a, Bennington Public Schools ("Owner") and Aaron Schmidt ("Tenant").

1. Property Description. Owner hereby leases to Tenant the following described real property and improvements thereon (the "Property"):

The West One-Half of the Southwest Quarter (W1/2 SW1/4) of Section 16, Township Sixteen (16), Range Eleven (11) East of the 6th P.M., Douglas County, Nebraska, EXCEPT a tract of land located in part of the SW1/4 of the SW1/4 together with part of the NW1/4 of the SW1/4 Section 16, T16N, R11E of the 6th P.M., Douglas County, Nebraska, all more particularly described as follows:

Commencing at the NW corner of the SW1/4 of said Section 16; thence N89°49'49"E (assumed bearing) 33.00 feet on the North line of said SW1/4 to the point of beginning, said point being on the East line of 180th Street; thence continuing N89°49'49"E 17.00 feet on the North line of said SW1/4; thence S00°10'20"E 2595.43 feet on a line 50.00 feet East of the parallel with the West line of said SW1/4 to a point 50.00 feet North of the South line of said SW1/4; thence N89°41'41"E 470.89 feet on a line 50.00 feet North of and parallel with the South line of said SW1/4; thence S00°18'19"E 17.00 feet to the North line of Military Road; thence S89°41'41"E 487.93 feet on a line 33.00 feet North of and parallel with the South line of said SW1/4 and on the North line of Military Road to a point 33.00 feet East of the West line of said SW1/4, said point being on the East line of 180th Street; thence N00°10'20"W 2612.47 feet on a line 33.00 feet East of and parallel with the West line of said SW1/4 and on the East line of 180th Street to the point of beginning.

Tenant accepts the Property "as is" and shall not hold Owner responsible for any condition, visible or not, on the Property.

2. Term. This Lease shall commence on March 1, 2023, shall be for one (1) year, and shall automatically terminate on February 28, 2024 ("Term"). This Lease may be renewed for a subsequent one (1) year term if Owner gives Tenant written notice no later than January 15, 2024, that Owner intends to exercise its option to continue this Lease until February 28, 2025. Thereafter, this Lease shall automatically terminate on the last day of February of each year unless Owner gives Tenant written notice no later than January 15 of the same year that Owner intends to exercise its option to continue this Lease for another year. Each annual extension of this Lease shall also be referred to as a "Term." Tenant shall promptly, upon termination of the Lease, turn over possession of the Property to Owner.

3. Rent. Tenant shall pay to Owner annual cash rent of \$27,500.89 (\$360.14 per tillable acre based on 76.36 tillable acres) payable in two equal installments due on March 1 and

- 7.9. Control soil erosion as completely as practicable and keep in good repair all terraces, open ditches, established water courses, inlets and outlets of tile drains, grass waterways and conservation structures of a similar nature, and shall refrain from any operation or practice that will injure them. Tenant shall meet Farm Service Agency requirements for soil coverage after the crop is removed.
- 7.10. Permit Owner to enter upon and use the Property at any time as Owner sees fit, so long as Owner does not unreasonably interfere with Tenant's use of the Property for agricultural purposes.
- 7.11. Not erect on the Property any structure or building, and not leave any equipment on the Property without Owner's consent.
- 7.12. Use the Property solely for the production of grain and for no other purpose.
- 7.13. Tenant has no right to sublease or assign this Lease.
- 7.14. Tenant will not remove or use any timber on the Property without the prior written consent of Owner.
- 7.15. Tenant agrees to keep the Property free of noxious weeds by spraying or cultivation at Tenant's expense. Tenant further agrees to pay any tax, fine, penalty, or fee imposed against the Property related to noxious weeds. If Tenant has any fields sprayed with hazardous materials, Tenant will immediately advise Owner of such sprayings. "Hazardous material" shall mean any substance, chemical or waste identified as hazardous, toxic or dangerous in any applicable federal, state or local law or regulation (including petroleum and asbestos).
- 7.16. Tenant may use insecticides, herbicides, or commercial fertilizers, at Tenant's expense, subject to the obligations of this Lease. Tenant shall follow all label restrictions and instructions and all state and federal laws and guidelines in the use of all fertilizers, pesticides, herbicides, and other chemicals that may be applied to the leasehold. Tenant further agrees that all waste will be disposed of in a manner approved by federal and state environmental agencies and regulations. Tenant hereby indemnifies Owner from any loss, liability, claim, or expense, including, without limitation, clean-up, engineering, and expenses that Owner may incur by reason of the use, generation or disposal by Tenant of any toxic or hazardous waste or substances on or about the demised Property, or by reason of any investigation or claim of any governmental agency in connection therewith. This indemnity shall survive the term of this Lease or any extension hereof.
- 7.17. Tenant shall not, without written consent of the Owner, erect or permit to be erected on the Property any nonremovable structure or building or add or substantially alter any existing structure or building on the Property.
- 7.18. Tenant will mow and otherwise maintain the road ditches in the manner required by the county.
- 7.19. Tenant covenants not to prepare the ground, seed or apply fertilizer for any crop that would mature after the expiration of this Lease.
- 7.20. Tenant will not incur any liability or create any debt against Owner or against the Property.

Douglas County School District No. 59,  
a/k/a, Bennington Public Schools

[Redacted]

[Redacted]

By: Terry Haack, Superintendent  
11620 North 156th Street  
Bennington, Nebraska 68007  
(402) 238-3044

[Redacted]  
[name] Aaron Schmidt  
[address] [Redacted]  
[telephone] [Redacted]

Date: 3-13-23

Date: 3/7/2023

CURRICULUM PROPOSALS FOR APPROVAL  
MARCH 13, 2023

Name	Description	Personnel Costs	Curriculum Costs
1.0 FTE HS Math Teacher (Proposal 16)	Add 1.0 FTE HS Math Teacher for Growth	\$88,411	\$3,000
HS Conceptual Math Course (Proposal 5)	Add Conceptual Math Course to the HS Math Curriculum to meet student needs.	\$0	\$10,000
0.5 FTE HS Business Teacher (Proposal 13)	Add 1.0 FTE HS Math Teacher for Growth	\$44,165	\$3,000
2.0 FTE Elementary Teachers (Proposals 20, 36)	Add 2.0 FTE to current elementary teaching staff for growth	\$176,822	\$6,000
2.0 FTE Middle School Core Teachers (Proposals 23, 26)	Add 2.0 FTE to current middle school teaching staff for growth	\$176,822	\$6,000
1.0 FTE Elementary Art Teacher (Proposal 34)	Add 1.0 FTE Elementary Art Teacher to current elementary teaching staff for growth	\$88,411	\$3,000
0.5 FTE + 10 Elementary Counselor (Proposal 38)	Add 0.5 FTE + 10 Days Elementary Counselor to Pine Creek for growth	\$48,959	\$3,000
2.0 FTE Elementary Resource Teacher (Proposal 46)	Add 2.0 Elementary Special Education Teachers for growth	\$176,822	\$6,000
1.0 FTE Middle School Resource Teacher (Proposal 47)	Add 1.0 Middle School Special Education Teacher for growth	\$88,411	\$3,000
BPS Young Adult Program (Proposal 11)	Move Young Adult Program to in-district services instead of contracted services. Add 1.0 Special Education Teacher and 2.0 Paraprofessionals	\$131,016	\$15,000
Total Costs - General Budget		\$1,019,839	\$58,000

Total \$1,077,839

The Committee recommends discontinuing the Elementary Spanish program since it does not appear to be meeting the goals of the program and the instructional time will be reallocated to core instruction. The administration will develop a communication plan to reach out to families.

**Bennington Public Schools  
Classified Staff Salaries  
2023-2024**

**Building Secretaries - Benefit Schedule C**

Step	Pay	Step	Pay
1	\$ 16.30	9	\$ 20.00
2	\$ 16.80	10	\$ 20.20
3	\$ 17.30	11	\$ 20.40
4	\$ 17.80	12	\$ 20.60
5	\$ 18.30	13	\$ 20.80
6	\$ 18.80	14	\$ 21.00
7	\$ 19.30	15	\$ 21.20
8	\$ 19.80		

Activity Secretary additional \$.60 per hour for financial responsibility

**Bus/Van Route Driver - Benefit Schedule A (less than 7 hours/day) and A.1 (7+ hours/day)**

Step/Year	Pay
1/1&2	\$ 21.75
2/3&4	\$ 22.50
3/5&6	\$ 23.25
4/7&8	\$ 24.00
5/9&10	\$ 24.75

\$500 longevity bonus to be paid at the end of ten years of service

Activity Bus Driver - \$17.25 hourly pay. The pay is based on total trip time.

**General Ed/Library Paraprofessionals - Benefit Schedule B (less than 7 hours/day) and B.1 (7+ hours/day)**

Step	Pay	Step	Pay
1	\$ 15.50	9	\$ 17.35
2	\$ 15.75	10	\$ 17.45
3	\$ 16.00	11	\$ 17.55
4	\$ 16.25	12	\$ 17.65
5	\$ 16.50	13	\$ 17.75
6	\$ 16.75	14	\$ 17.85
7	\$ 17.00	15	\$ 17.95
8	\$ 17.25		

**Special Ed/Preschool/Bilingual/Health Paraprofessionals - Benefit Schedule B (less than 7 hours/day) and B.1 (7+ hours/day)**

Step	Pay	Step	Pay
1	\$ 16.00	9	\$ 17.85
2	\$ 16.25	10	\$ 17.95
3	\$ 16.50	11	\$ 18.05
4	\$ 16.75	12	\$ 18.15
5	\$ 17.00	13	\$ 18.25
6	\$ 17.25	14	\$ 18.35
7	\$ 17.50	15	\$ 18.45
8	\$ 17.75		

**Food Service Cook - Benefit Schedule B (less than 7 hours/day) and B.1 (7+ hours/day)**

<b>Step</b>	<b>Pay</b>	<b>Step</b>	<b>Pay</b>
1	\$ 15.25	9	\$ 17.10
2	\$ 15.50	10	\$ 17.20
3	\$ 15.75	11	\$ 17.30
4	\$ 16.00	12	\$ 17.40
5	\$ 16.25	13	\$ 17.50
6	\$ 16.50	14	\$ 17.60
7	\$ 16.75	15	\$ 17.70
8	\$ 17.00		

SNA Certification Add'l Compensation - Level 1 - \$.25; Level 2 - \$.50; Level 3 - \$.75; Level 4 - \$1.00

**Food Service Head Cook - Benefit Schedule B.1**

<b>Step</b>	<b>Pay</b>	<b>Step</b>	<b>Pay</b>
1	\$ 20.00	9	\$ 21.90
2	\$ 20.25	10	\$ 22.05
3	\$ 20.50	11	\$ 22.20
4	\$ 20.75	12	\$ 22.35
5	\$ 21.00	13	\$ 22.50
6	\$ 21.25	14	\$ 22.65
7	\$ 21.50	15	\$ 22.80
8	\$ 21.75		

SNA Certification Add'l Compensation - Level 1 - \$.25; Level 2 - \$.50; Level 3 - \$.75; Level 4 - \$1.00

Secondary Head Cook Add'l Compensation - \$1.00/hour