

**BENNINGTON PUBLIC SCHOOLS  
DOUGLAS COUNTY SCHOOL DISTRICT NO. 59  
BOARD OF EDUCATION REGULAR MEETING  
Monday, April 10, 2023 6:00 PM**

**Mission Statement**

*"The mission of Bennington Public Schools is to provide educational opportunities in a safe, caring environment that will prepare all students to meet the challenges of the future."*

- I. Call Meeting to Order
- II. Pledge of Allegiance
- III. Public Forum
- IV. Consent Agenda (Note: Items on the consent agenda are considered routine and will be enacted under one motion. There will be no separate discussion of these items at the meeting unless a Board Member requests an item removed from the agenda for separate action.)
  - A. Approval of Agenda
  - B. Approval of Minutes of the Monday, March 13, 2023, Regular Meeting and the Minutes of the Monday, March 20, 2023, Special Meeting
  - C. Presentation of April Bills for Approval and Payment
  - D. Personnel: Resignation(s) and Hiring of Personnel
  - E. Consider Temporary Non-Resident Request(s)
  - F. Approve the following consultative work, speaking engagements, lecturing, and other outside professional duties of incoming superintendent Plas:
    - 1. Teaching online education courses (6 hours each semester) through UNK and Chadron State
    - 2. External accreditation process reviewer for Millard Public Schools
    - 3. Consultant services for national superintendent search firm
- V. Items Removed From the Consent Agenda for Separate Action
- VI. Reports
  - A. Administrative Reports
  - B. Committee Report(s)
  - C. Coordinator Report- Nutrition Services
  - D. Lobbyist Report
  - E. Spotlight Report- Information Technology: K-12
- VII. Unfinished Business
  - A. Discuss, Consider and Take Action on Curriculum and Personnel Proposals
  - B. Discuss, Consider, and Take Action on the Modification of the 2022/2023 School Calendar
- VIII. New Business
  - A. Discuss, Consider, and take Action on 2023-2024 Hot Lunch and Breakfast Prices
  - B. Discuss, Consider, and take Action on Summer Band Program Compensation

- C. Discuss, Consider, and take Action on Summer Vocal Music Program Compensation
- D. Discuss, Consider, and take Action on Certified Staff Report
- E. Executive Session to Discuss Administrative Compensation
- F. Possible Action from Executive Session
- IX. Time and Date of Next Regular Meeting
- X. Adjournment

**NOTICE:** COPY OF OPEN MEETINGS ACT: The Board of Education makes available at least one current copy of the Open Meetings Act posted in the meeting room at a location accessible to members of the public. The Act is posted on the wall of the Board room.

**INSTRUCTIONS FOR THOSE WHO WISH TO SPEAK DURING PUBLIC FORUM:** Getting Started: When it is your turn to speak during the public forum portion of the agenda, please come forward to the table situated immediately in front of the Board, sign your name and address on the sign-in sheet and state your name to the Board of Education. Time Limit: You may speak only one time and must limit comments to 5 minutes or less. Personnel or Student Topic: If you are planning to speak about a personnel or student matter involving an individual, please understand that our policies require that such concerns initially be directed to the administration for consideration. Board members will generally not respond to any questions you ask or comments you may make about individual staff members or students. You are cautioned that slanderous comments are not protected just because they are made at the Board meeting. General Rules: Please remember that this is a public meeting for the conduct of business of the Board of Education. Offensive language, personal attacks and hostile conduct will not be tolerated.

BY: BENNINGTON PUBLIC SCHOOLS

**BENNINGTON PUBLIC SCHOOLS  
DOUGLAS COUNTY SCHOOL DISTRICT NO. 59  
BOARD OF EDUCATION REGULAR MEETING  
MONDAY, MARCH 13, 2023 6:00 PM  
BENNINGTON DISTRICT BOARD ROOM**

**Posting Information: Notice published in the Douglas County Post Gazette on 03/08/2023. Notice of meeting posted on the District website. Agendas posted at all Bennington Public School buildings three days prior to the meeting date.**

Attendance Taken at 6:00 PM. Jeremy Dick: Present, Tim Dreessen: Absent, Kara Neuverth: Present, Kristi Ryan: Present, Steve Shannon: Present, Allyson Slobotski: Present.

**I. Call Meeting to Order-** President Allyson Slobotski called the meeting to order at 6:00 P.M., noting the Open Meetings Act is posted on the south wall of the Board Room.

**II. Public Forum-** One person from the public was present to speak.

**III. Consent Agenda**

**MOTION PASSED:** Motion to approve the following Consent Agenda items (or as presented):

- Approval of Agenda - Approval of Minutes of the Monday, February 13, 2023, Regular Meeting, Wednesday, March 1, 2023, Special Meeting, Monday, March 6, 2023, Special Meeting and Wednesday, March 8, 2023, Special Meeting - Approve March Claims for Payment - Personnel: Resignation(s) and Hiring of Personnel, passed with a motion by Steve Shannon and a second by Kara Neuverth. Jeremy Dick: Yea, Kara Neuverth: Yea, Kristi Ryan: Yea, Steve Shannon: Yea, Allyson Slobotski: Yea

**March 2023 Personnel Notes:** Certificated Staff Hire: Kenna Frank, world language teacher, Cole Bradburn, elementary teacher, Kelsey Krayneski, elementary teacher, Heidi Hereen, elementary music teacher, Taylor Wakefield, elementary teacher, Nicole Rowe, elementary teacher, Dan Bombeck, director of special education/student services, Shelby Saner, English teacher at Bennington High School, Kaitlynn Ulven, elementary teacher, Traci Remington, teacher at Bennington High School. Support Staff Hire: Allison Larr, paraprofessional, Aiden Klubunde, paraprofessional, Mackinsey Thomas, paraprofessional. Certificated Staff Resignations: Zach Byrd, Marilyn Byrd, Elizabeth Jansen, Scott Stara, Gabrielle Breeling, Alexis Ritzdorf, Laura Prochaska, Angela Griffin, Nicole Steffensmeier, Molly O'Connor, Jodie Green, Ryan Rischling, Katheen Conner. Classified Staff Resignations: Lorene Fryar, Kari Machal, Robyn Hames, Gayle Roberts.

**IV. Items Removed from the Consent Agenda for Separate Action-** No items were removed from the Consent Agenda.

**V. Reports-** Elementary, Middle School, High School, Student Services, Curriculum, and Superintendent presented reports to the Board. Coordinator Report- Technology. Rob Uchtman updated the board on completed, current and future projects. Lobbyist Julia Plucker was present to give a summary of Legislative Bills and their progress. Spotlight- Career & Technical Education. Dr. Hoge, Mr. Grinvalds, Ms. Guynan, and Mr. Monti presented the Board with information regarding the programs, offerings and needs for Career Technology.

Building and Finance gave a report to the Board and the Curriculum Committee met immediately before the regular meeting and gave a report to the Board.

## **VI. Unfinished Business**

**VI.A. Discuss and Consider Logistics of Policy 204.10- Agenda-** A board member suggested the Board of Education add the Pledge of Allegiance to the regular meeting agenda. The Board was in agreement to include the Pledge of Allegiance after the meetings are called to order.

**VI.B. Discuss, Consider, and Take Action on 2024-2025 School Calendar-** In January, three draft calendars for 2024-25 were prepared with similar starts and breaks to 2023-24. In February, the drafts were revised to reflect staff input and created a fourth draft.

Over 75% of the 80 certificated staff who responded to the survey support this draft.

**MOTION PASSED:** Motion to approve the 2024-25 school calendar with a starting date of August 14, 2024, which includes 176 student days and 186 contracted days, passed with a motion by Kara Neuverth and a second by Kristi Ryan. Jeremy Dick: Yea, Kara Neuverth: Yea, Kristi Ryan: Yea, Steve Shannon: Yea, Allyson Slobotski: Yea

## **VII. New Business**

**VII.A. Discuss, Consider, and Take All Necessary Action to Approve the Contract for a New Superintendent Beginning July 1, 2023-** The Board conducted interviews with the four finalists the week of March 6. After the last of the interviews were completed on Wednesday, March 8th, the Board voted unanimously to negotiate with Dr. Aaron Plas for the position of Superintendent of Schools. Dr. Plas and the Board have agreed on terms of a superintendent employment contract.

**MOTION PASSED:** Motion that the Board of Education of this School District hereby approves the superintendent contract by and between this School District, as employer, and Dr. Aaron Plas, as superintendent, in the form on file with official School District records and as presented at this meeting or with such changes as are deemed necessary and in the best interest of the School District and approved by the Board President, and further delegates authority to and authorizes and directs the President of the Board of Education to sign, execute, and deliver the superintendent contract, to cause the superintendent contract and related schedules to be published pursuant to the Act, and to take or cause to be taken all other action necessary or appropriate to carry the superintendent contract into effect, passed with a motion by Steve Shannon and a second by Jeremy Dick. Jeremy Dick: Yea, Kara Neuverth: Yea, Kristi Ryan: Yea, Steve Shannon: Yea, Allyson Slobotski: Yea

**VII.B. Discuss, Consider, and Take all Necessary Action on 2023 Farm Lease Agreement for School District Property Located at 180th Street and Military Road-** The District published and issued a request for proposals for interested and qualified agricultural producers seeking to submit the highest and best proposals for the purpose of entering into a farm lease. Three qualified proposals were received. The highest proposal included an annual rental amount of \$27,500.29; the lowest proposal included an annual rental amount of \$21,175.00.

**MOTION PASSED:** Motion that the Board of Education of this School District hereby approves the farm lease and security agreement for the District-owned property generally located at N. 180th Street and Military Road by and between the School District, as landlord, and Aaron Schmidt, as tenant and who had submitted the proposal for the highest rental amount, such lease in the form on file with official School District records and as presented at this meeting or with such changes as are deemed necessary and in the best interest of the School District and

approved by the Superintendent of Schools, and further delegates authority to and authorizes and directs the President of the Board of Education, Superintendent of Schools, or other designee for the School District, to sign, execute, and deliver the lease, to determine whether to exercise the option to renew or terminate the lease, and to take or cause to be taken all other action necessary or appropriate to manage and administer the lease during the term of the agreement, passed with a motion by Allyson Slobotski and a second by Steve Shannon. Jeremy Dick: Yea, Kara Neuverth: Yea, Kristi Ryan: Yea, Steve Shannon: Yea, Allyson Slobotski: Yea

**VII.C. Discuss, Consider, and Take Action on Curriculum Committee's Recommendation for Curriculum/Personnel Proposals-** The administration has discussed the need for the Committee to make a recommendation to the Board to approve 1.0 FTE HS Math Teacher, 0.5 FTE HS Business Teacher, 2.0 FTE MS Core Teachers, 1.0 FTE MS Resource Teacher, 2.0 FTE Elementary Resource Teachers, 2.0 FTE Elementary Classroom Teachers, 0.5 FTE Elementary Counselor, 1.0 FTE Elementary Art Teacher, the addition of a HS Math course, and establishment of an in-district Young Adult Program, which requires 1.0 FTE Special Education Teacher and 2.0 FTE Paraprofessionals.

**MOTION PASSED:** Motion to accept the recommendations by the Curriculum and Americanism Committee and administration for 2023-24 curriculum and personnel modifications and additions as outlined in the March 13, 2023, Curriculum and Americanism Committee Report and pending 2023-24 budget approval, passed with a motion by Kara Neuverth and a second by Steve Shannon. Jeremy Dick: Yea, Kara Neuverth: Yea, Kristi Ryan: Yea, Steve Shannon: Yea, Allyson Slobotski: Yea

**VII.D. Executive Session to Discuss Certificated, Administrative, and Support Staff Compensation**

**MOTION PASSED:** Motion to have the Board go into executive (closed) session at 7:51 p.m. for the purpose of a strategy session with respect to employee negotiations as an executive session is clearly necessary for the protection of the public interest, passed with a motion by Jeremy Dick and a second by Kristi Ryan. Jeremy Dick: Yea, Kara Neuverth: Yea, Kristi Ryan: Yea, Steve Shannon: Yea, Allyson Slobotski: Yea

The Board President called the Board back into open session at 8:25 p.m.

**VII.E. Possible Action from Executive Session-** The administration makes the recommendation to approve the following increases for each of the six categories:

12-month FT employees: Avg. Inc. = 4.9591%

Coordinators: Avg. Inc. = 5.0214%

Building Secretaries: Avg. Inc. = 4.3577%

Paraprofessionals: Avg. Inc. = 5.117%

Food Service: Avg. Inc. = 4.307%

Transportation: Avg. Inc. = 5.9809%

**MOTION PASSED:** Motion to approve the 2023-2024 salary and benefit proposal for support staff as presented, passed with a motion by Allyson Slobotski and a second by Jeremy Dick.

Jeremy Dick: Yea, Kara Neuverth: Yea, Kristi Ryan: Yea, Steve Shannon: Yea, Allyson Slobotski: Yea

**VIII. Time and Date of Special Meeting:** March 20, 2023, 5:00 p.m.

Time and Date of Next Regular Meeting- Monday, April 10, 2023, 6:00 p.m.

Committee Meetings to be Determined

**IX. Adjournment-** Motion to adjourn the meeting at 8:27 p.m. made by Jeremy Dick, seconded by Kara Neuverth. All in favor.

Jodi McCoy- Board of Education Secretary

**BENNINGTON PUBLIC SCHOOLS  
DOUGLAS COUNTY SCHOOL DISTRICT NO. 59  
BOARD OF EDUCATION SPECIAL MEETING  
MONDAY, MARCH 20, 2023 5:00 P.M.  
BENNINGTON DISTRICT 1940 BOARD ROOM**

**Posting Information:** Notice published in the Douglas County Post Gazette on 03/15/2023. Notice of meeting posted on the District website. Agendas posted at all Bennington Public School buildings three days prior to the meeting date.

Attendance Taken at 5:00 PM. Jeremy Dick: Present, Tim Dreessen: Present, Kara Neuverth: Absent, Kristi Ryan: Absent, Steve Shannon: Present, Allyson Slobotski: Present.

**I. Call Meeting to Order-** Board President Allyson Slobotski called the meeting to order at 5:00 p.m. noting the book of the Open Meetings Act was located at the secretary table.

**II. Consider Option Enrollment Applications for the 2023-2024 School Year**

**MOTION PASSED:** Motion to reject the Option Enrollment list for the 2023-24 school year as presented due to grade level and/or program capacity for 2023-24. This motion, made by Steve Shannon and seconded by Tim Dreessen, passed. Jeremy Dick: Yea, Tim Dreessen: Yea, Steve Shannon: Yea, Allyson Slobotski: Yea

**III. Adjourn**

Motion to adjourn the meeting at 5:04 p.m. made by Allyson Slobotski. All in favor.

**IV. Time and Date of Next Meeting:** April 10, 2023, 6:00 p.m.

Regular; Processing Month 03/2023; Accounts to Include Accounts with Activity

**Fund: 01 GENERAL FUND CHECKING**

<u>Account Number</u>	<u>Description</u>	<u>Revised Budget</u>	<u>During Month</u>	<u>To Date</u>
01 1370	PRESCHOOL TUITION AND FEES	0.00	4,287.50	30,012.50
01 1410	TRANS REC FROM INDIVIDUALS - REG	0.00	15,066.24	125,941.74
01 1510	INTEREST ON INVESTMENTS	0.00	162.60	1,161.13
01 1910	RENTAL OF SCHOOL EQUIPMENT & FACILITIES	0.00	13,750.15	13,750.15
01 1911	LOCAL LICENSE FEES	0.00	0.00	10.00
01 1925	CATEGORICAL GRANTS FROM CORP & ORG	0.00	0.00	807.00
01 1990	OTHER LOCAL RECEIPTS	0.00	0.00	51,703.30
Subtotal: LOCAL RECIEPTS		0.00	33,266.49	223,385.82
01 3110	STATE AID	0.00	1,989,029.00	14,104,922.00
01 3120	SPECIAL ED PROGRAMS SCHOOL AGE	0.00	284,986.00	962,520.00
01 3400	STATE APPORTIONMENT	0.00	0.00	751,254.65
01 3535	PAYMENTS FOR HIGH ABLILITY LEARNERS	0.00	0.00	28,475.00
Subtotal: 3000		0.00	2,274,015.00	15,847,171.65
01 4421	IDEA PART-B(611) ARP - BASE & ENR POV	0.00	0.00	133,107.00
01 4422	IDEA PRESCHOOL (619) ARP	0.00	0.00	10,020.00
01 4423	IDEA PART B ARP PROPORTIONATE SHARE	0.00	0.00	4,453.00
01 4505	TITLE I, PART A ESSA IMP BASIC PROG	0.00	0.00	86,521.00
01 4516	IDEA PRESCHOOL(619) BASE ALLOCATION	0.00	4,192.00	4,192.00
01 4518	IDEA Part B Base & Enrollment Poverty Allocation	0.00	0.00	459,083.00
01 4521	IDEA PART B PROPORTIONATE SHARE PART B L	0.00	0.00	295,633.00
01 4525 0001	FED VOC & APPLIED TECH ED (CARL PERKINS)	0.00	0.00	5,579.45
01 4709	MEDICAID ADMINSTRATIVE ACTIVITIES	0.00	0.00	8,548.75
01 4969	TITLE IV, PART A	0.00	0.00	10,000.00
Subtotal: 4000		0.00	4,192.00	1,017,137.20
01 5690	OTHER NON-REVENUE RECEIPTS	0.00	205.51	626.20
Subtotal: 5000		0.00	205.51	626.20
Fund Total:		0.00	2,311,679.00	17,088,320.87

**Fund: 02 NUTRITION SERVICES**

<u>Account Number</u>	<u>Description</u>	<u>Revised Budget</u>	<u>During Month</u>	<u>To Date</u>
02 1510	INTEREST ON INVESTMENTS	0.00	84.57	580.32
02 1620	DAILY SALES - NON-REIMB PROGRAMS	0.00	167,791.45	1,004,176.17
02 1990	MISCELLANEOUS LOCAL RECEIPTS	0.00	1,011.56	11,236.57
Subtotal: LOCAL RECIEPTS		0.00	168,887.58	1,015,993.06
02 3150	STATE REIMBURSEMENT(OF NUTRITION PROG)	0.00	0.00	7,485.88
Subtotal: 3000		0.00	0.00	7,485.88
02 4210	FEDERAL REIMBURSEMENT(OF NUTRIT PRGMS)	0.00	104,766.67	566,994.97
Subtotal: 4000		0.00	104,766.67	566,994.97
Fund Total:		0.00	273,654.25	1,590,473.91

**Fund: 03 DEPRECIATION - MM**

<u>Account Number</u>	<u>Description</u>	<u>Revised Budget</u>	<u>During Month</u>	<u>To Date</u>
03 1510	INTEREST ON INVESTMENTS	0.00	0.02	0.14
Subtotal: LOCAL RECIEPTS		0.00	0.02	0.14
Fund Total:		0.00	0.02	0.14

**Fund: 04 SPECIAL BUILDING FUND - MM**

<u>Account Number</u>	<u>Description</u>	<u>Revised Budget</u>	<u>During Month</u>	<u>To Date</u>
04 1100	TAXES	0.00	54.73	3,014.21
04 1111	LOCAL PROPERTY TAXES - LEARNING COMMUNIT	0.00	872.95	872.95

Regular; Processing Month 03/2023; Accounts to Include Accounts with Activity

**Fund: 04 SPECIAL BUILDING FUND - MM**

<u>Account Number</u>	<u>Description</u>	<u>Revised Budget</u>	<u>During Month</u>	<u>To Date</u>
04 1510	INTEREST ON INVESTMENTS	0.00	62.18	303.20
Subtotal: LOCAL RECIEPTS		0.00	989.86	4,190.36
Fund Total:		0.00	989.86	4,190.36

**Fund: 05 UNEMPLOYMENT - MM**

<u>Account Number</u>	<u>Description</u>	<u>Revised Budget</u>	<u>During Month</u>	<u>To Date</u>
05 1510	INTEREST ON INVESTMENTS	0.00	1.01	7.10
Subtotal: LOCAL RECIEPTS		0.00	1.01	7.10
Fund Total:		0.00	1.01	7.10

**Fund: 06 GENERAL - MM**

<u>Account Number</u>	<u>Description</u>	<u>Revised Budget</u>	<u>During Month</u>	<u>To Date</u>
06 1100	TAXES	0.00	1,173,584.89	5,670,423.16
06 1111	LOCAL PROPERTY TAXES - LEARNING COMMUNIT	0.00	0.00	0.00
06 1510	INTEREST ON INVESTMENTS	0.00	494.37	1,578.41
Subtotal: LOCAL RECIEPTS		0.00	1,174,079.26	5,672,001.57
Fund Total:		0.00	1,174,079.26	5,672,001.57

**Fund: 13 SPECIAL BUILDING FUND - CHECKING**

<u>Account Number</u>	<u>Description</u>	<u>Revised Budget</u>	<u>During Month</u>	<u>To Date</u>
13 1510	INTEREST ON INVESTMENTS	0.00	16.26	283.62
13 1990	OTHER LOCAL RECEIPTS	0.00	0.00	5,011.49
Subtotal: LOCAL RECIEPTS		0.00	16.26	5,295.11
13 5320	SALE OF PROPERTY - LAND/BUILDINGS	0.00	0.00	255,736.50
Subtotal: 5000		0.00	0.00	255,736.50
Fund Total:		0.00	16.26	261,031.61

**Fund: 14 BUILDING FUND - NLAF**

<u>Account Number</u>	<u>Description</u>	<u>Revised Budget</u>	<u>During Month</u>	<u>To Date</u>
14 1510	Interest on Investments	0.00	41,926.44	266,940.89
Subtotal: LOCAL RECIEPTS		0.00	41,926.44	266,940.89
Fund Total:		0.00	41,926.44	266,940.89

**Fund: 15 QSC BONDS - NLAF**

<u>Account Number</u>	<u>Description</u>	<u>Revised Budget</u>	<u>During Month</u>	<u>To Date</u>
15 1510	Interest on Investments	0.00	11,527.49	59,062.81
Subtotal: LOCAL RECIEPTS		0.00	11,527.49	59,062.81
15 5103	Qualified School Construction Bonds	0.00	0.00	105,153.92
Subtotal: 5000		0.00	0.00	105,153.92
Fund Total:		0.00	11,527.49	164,216.73

**Fund: 16 QSC BONDS - MM**

<u>Account Number</u>	<u>Description</u>	<u>Revised Budget</u>	<u>During Month</u>	<u>To Date</u>
16 1100	TAXES	0.00	33,684.51	141,707.56
16 1510	Interest on Investments	0.00	117.63	1,710.69
Subtotal: LOCAL RECIEPTS		0.00	33,802.14	143,418.25
Fund Total:		0.00	33,802.14	143,418.25

**Fund: 18 GENERAL FUND CDARS**

<u>Account Number</u>	<u>Description</u>	<u>Revised Budget</u>	<u>During Month</u>	<u>To Date</u>
18 1510	Interest on Investments	0.00	6,987.38	42,141.52
Subtotal: LOCAL RECIEPTS		0.00	6,987.38	42,141.52
Fund Total:		0.00	6,987.38	42,141.52

**Fund: 19 BUILDING FUND CDARS**

Regular; Processing Month 03/2023; Accounts to Include Accounts with Activity

<u>Account Number</u>	<u>Description</u>	<u>Revised Budget</u>	<u>During Month</u>	<u>To Date</u>
19 1510	Interest on Investments	0.00	3,898.55	17,686.85
	Subtotal: LOCAL RECIEPTS	0.00	3,898.55	17,686.85
	Fund Total:	0.00	3,898.55	17,686.85

**Fund: 20 DEPRECIATION CDARS**

<u>Account Number</u>	<u>Description</u>	<u>Revised Budget</u>	<u>During Month</u>	<u>To Date</u>
20 1510	Interest on Investments	0.00	6,431.90	29,608.98
	Subtotal: LOCAL RECIEPTS	0.00	6,431.90	29,608.98
	Fund Total:	0.00	6,431.90	29,608.98

**Fund: 21 ACTIVITY FUND**

<u>Account Number</u>	<u>Description</u>	<u>Revised Budget</u>	<u>During Month</u>	<u>To Date</u>
21 1710 1510	Interest on Investments	0.00	42.79	145.18
21 1990 0100	HS Athletics	0.00	(1,765.00)	(43,430.71)
21 1990 0101	BMS Athletics	0.00	0.00	11,500.00
21 1990 0102	BSMS Athletics	0.00	0.00	9,153.00
21 1990 0105	Football	0.00	(2,000.00)	33,242.00
21 1990 0110	BMS Football	0.00	0.00	987.00
21 1990 0111	Varsity Track	0.00	0.00	1,000.00
21 1990 0113	Athletic Training	0.00	0.00	5,500.00
21 1990 0114	Uniforms	0.00	0.00	10,000.00
21 1990 0115	Volleyball	0.00	0.00	7,176.21
21 1990 0116	Lodging/Meals	0.00	4,500.00	11,742.00
21 1990 0117	Dues/Fees	0.00	0.00	2,000.00
21 1990 0118	Cross Country Club	0.00	0.00	192.06
21 1990 0119	Baseball	0.00	1,409.00	2,193.10
21 1990 0120	BMS Volleyball	0.00	0.00	1,713.91
21 1990 0121	BSMS Football	0.00	0.00	1,175.00
21 1990 0123	BSMS Volleyball	0.00	0.00	2,258.13
21 1990 0124	BSMS Boys' Basketball	0.00	0.00	2,730.99
21 1990 0125	Boys' Basketball	0.00	(500.00)	20,675.12
21 1990 0130	BMS Boys' Basketball	0.00	0.00	1,751.06
21 1990 0135	Girls' Basketball	0.00	907.46	10,134.46
21 1990 0140	BMS Girls' Basketball	0.00	108.00	1,381.25
21 1990 0141	Baseball Club	0.00	1,996.75	4,770.11
21 1990 0142	Volleyball Club	0.00	0.00	7,459.00
21 1990 0143	BSMS Girls' Basketball	0.00	0.00	1,611.00
21 1990 0145	Cross Country	0.00	0.00	4,240.00
21 1990 0146	BMS Cross Country	0.00	0.00	50.00
21 1990 0150	Boys' Golf	0.00	0.00	2,000.00
21 1990 0152	Boys' Soccer	0.00	1,047.00	3,274.36
21 1990 0153	Boys' Soccer Fundraising	0.00	1,740.50	3,305.63
21 1990 0155	Girls' Golf	0.00	0.00	5,042.83
21 1990 0156	Girls' Tennis	0.00	1,402.50	2,902.50
21 1990 0164	Girls' Soccer	0.00	1,854.00	2,854.00
21 1990 0180	Wrestling	0.00	343.00	25,528.90
21 1990 0185	BMS Wrestling	0.00	260.00	532.00
21 1990 0186	BSMS Wrestling	0.00	0.00	980.00
21 1990 0190	Girls' Softball	0.00	0.00	9,277.10
21 1990 0191	Unified Bowling	0.00	0.00	800.00
21 1990 0193	Girls' Golf Club	0.00	140.00	140.00
21 1990 0195	Track Club	0.00	25,826.54	28,657.67
21 1990 0196	Football Club	0.00	2,087.00	14,322.86
21 1990 0200	Band	0.00	0.00	7,812.82
21 1990 0215	PC Band Resale	0.00	0.00	665.00
21 1990 0220	HE Band Resale	0.00	0.00	1,895.00

Regular; Processing Month 03/2023; Accounts to Include Accounts with Activity

<b>Fund: 21</b>	<b>ACTIVITY FUND</b>			
<u>Account Number</u>	<u>Description</u>	<u>Revised Budget</u>	<u>During Month</u>	<u>To Date</u>
21 1990 0221	AP Band Resale	0.00	0.00	616.00
21 1990 0300	Dance Team	0.00	0.00	32,877.68
21 1990 0355	Varsity Cheerleading	0.00	103.80	14,554.30
21 1990 0425	Prom	0.00	0.00	0.00
21 1990 0450	Skills USA/VICA	0.00	0.00	2,416.78
21 1990 0511	AP Student Council	0.00	0.00	745.18
21 1990 0550	BE Miscellaneous	0.00	2,285.46	2,589.20
21 1990 0557	PC Miscellaneous	0.00	126.75	877.98
21 1990 0559	Washington DC Trip	0.00	340.00	5,846.00
21 1990 0560	HE Miscellaneous	0.00	126.75	562.07
21 1990 0561	AP Miscellaneous	0.00	126.75	579.88
21 1990 0566	AP Yearbook	0.00	0.00	300.00
21 1990 0567	SE Miscellaneous	0.00	1,041.26	1,274.50
21 1990 0600	FBLA	0.00	0.00	709.80
21 1990 0650	Fine Arts	0.00	0.00	1,488.00
21 1990 0651	Play Products	0.00	0.00	1,158.31
21 1990 0652	Speech	0.00	1,305.00	1,305.00
21 1990 0720	French	0.00	445.00	983.82
21 1990 0750	Journalism	0.00	0.00	1,675.00
21 1990 0800	High School Misc	0.00	126.75	5,112.92
21 1990 0801	First Robotics	0.00	0.00	2,349.16
21 1990 0802	Quiz Bowl	0.00	114.00	374.00
21 1990 0804	Cultural Diversity Club	0.00	236.12	602.68
21 1990 0805	Youth Boys' Basketball	0.00	190.00	1,040.00
21 1990 0806	Outdoor Club	0.00	100.00	180.00
21 1990 0807	Key Club	0.00	0.00	1,310.45
21 1990 0809	National Honor Society	0.00	60.00	964.00
21 1990 0825	Youth Girls' Basketball	0.00	0.00	150.00
21 1990 0830	PSAT/AP	0.00	0.00	24,365.28
21 1990 0845	BMS Yearbook	0.00	0.00	30.00
21 1990 0846	BSMS Yearbook	0.00	70.00	70.00
21 1990 0855	Boys' Youth Golf	0.00	0.00	(2,807.89)
21 1990 0856	Girls' Youth Golf	0.00	0.00	2,807.89
21 1990 0875	Wellness	0.00	0.00	2,966.51
21 1990 0880	Facilities Use	0.00	0.00	92,191.01
21 1990 0890	HS Student Senate	0.00	103.59	12,936.74
21 1990 0891	BMS Student Senate	0.00	0.00	429.00
21 1990 0892	BMS Cooking Club	0.00	15.00	1,140.00
21 1990 0893	BMS Miscellaneous	0.00	186.25	659.41
21 1990 0894	BSMS Student Senate	0.00	0.00	995.00
21 1990 0895	BSMS Cooking Club	0.00	0.00	1,525.00
21 1990 0896	BSMS Miscellaneous	0.00	131.75	542.35
21 1990 0900	Music	0.00	2,505.00	4,487.00
21 1990 0910	Musical	0.00	10,254.00	10,254.00
21 1990 0916	BMS Music Resale	0.00	716.20	902.20
21 1990 0955	Shop	0.00	0.00	2,098.00
21 1990 0971	PC Library	0.00	2,206.00	3,658.95
21 1990 0972	SE Library	0.00	724.95	1,440.27
21 1990 0975	BE Library	0.00	621.17	1,278.13
21 1990 0976	AP Library	0.00	701.00	1,161.08
21 1990 0995	HE Library	0.00	910.49	1,613.41
21 1990 0996	BMS Library	0.00	704.74	1,409.78
21 1990 0997	BSMS Library	0.00	0.00	2,281.22
Subtotal: LOCAL RECIEPTS		0.00	65,977.32	472,417.59

Regular; Processing Month 03/2023; Accounts to Include Accounts with Activity

**Fund: 21      ACTIVITY FUND**

<u>Account Number</u>	<u>Description</u>	<u>Revised Budget</u>	<u>During Month</u>	<u>To Date</u>
Fund Total:		0.00	65,977.32	472,417.59

**Fund: 22      STUDENT FEE FUND**

<u>Account Number</u>	<u>Description</u>	<u>Revised Budget</u>	<u>During Month</u>	<u>To Date</u>
22 1741 5100	Cooperative Loss	0.00	782.65	4,962.79
Subtotal: LOCAL RECIEPTS		0.00	782.65	4,962.79
Fund Total:		0.00	782.65	4,962.79

**Fund: 24      QSC BONDS CDARS**

<u>Account Number</u>	<u>Description</u>	<u>Revised Budget</u>	<u>During Month</u>	<u>To Date</u>
24 1510	Interest on Investments	0.00	543.36	2,501.31
Subtotal: LOCAL RECIEPTS		0.00	543.36	2,501.31
Fund Total:		0.00	543.36	2,501.31

**Fund: 25      BOND FUND**

<u>Account Number</u>	<u>Description</u>	<u>Revised Budget</u>	<u>During Month</u>	<u>To Date</u>
25 1100	Local Property Taxes	0.00	307,890.91	1,342,545.40
25 1510	Interest on Investments	0.00	16,141.28	110,530.61
Subtotal: LOCAL RECIEPTS		0.00	324,032.19	1,453,076.01
Fund Total:		0.00	324,032.19	1,453,076.01

**Fund: 27      UNEMPLOYMENT CDARS**

<u>Account Number</u>	<u>Description</u>	<u>Revised Budget</u>	<u>During Month</u>	<u>To Date</u>
27 1510	Interest on Investments	0.00	660.37	3,039.98
Subtotal: LOCAL RECIEPTS		0.00	660.37	3,039.98
Fund Total:		0.00	660.37	3,039.98

	<u>Revised Budget</u>	<u>During Month</u>	<u>To Date</u>
Grand Total:	0.00	4,256,989.45	27,216,036.46

Account Number	Account Description	Revised Budget	Expended During Month	Expenditures to Date	% of Budget	Balance at EOM	P/ O Outstanding	Unencumbered Balance
01	GENERAL FUND CHECKING							
1100	REGULAR INSTRUCTIONAL PROGRAMS							
01 1100 110 000	REG INSTR - SALARIES NON-INSTR DIST	34,300.00	2,753.57	20,735.90	60.45	13,564.10	0.00	13,564.10
01 1100 111 000	REG INSTR - SALARIES TEACHERS DIST	0.00	0.00	0.00	0.00	0.00	0.00	0.00
01 1100 111 001	REG INSTR - SALARIES TEACHERS HS	3,125,168.00	254,290.82	1,766,370.11	56.52	1,358,797.89	0.00	1,358,797.89
01 1100 111 002	REG INSTR - SALARIES TEACHERS BE	1,356,256.00	108,440.90	798,839.28	61.81	557,416.72	39,500.00	517,916.72
01 1100 111 003	REG INSTR - SALARIES TEACHERS PC	1,962,400.00	164,968.18	1,160,633.50	59.14	801,766.50	0.00	801,766.50
01 1100 111 004	REG INSTR - SALARIES TEACHERS HE	1,673,765.00	131,745.79	919,079.62	54.91	754,685.38	0.00	754,685.38
01 1100 111 005	REG INSTR - SALARIES TEACHERS BMS	1,690,962.00	140,748.53	1,007,234.22	59.57	683,727.78	0.00	683,727.78
01 1100 111 006	REG INSTR - SALARIES TEACHERS AP	1,261,450.00	106,467.30	771,969.56	61.20	489,480.44	0.00	489,480.44
01 1100 111 007	REG INSTR - SALARIES TEACHERS SE	1,439,217.00	106,579.89	742,959.20	51.62	696,257.80	0.00	696,257.80
01 1100 111 008	REG INSTR - SALARIES TEACHERS BSMS	1,984,028.00	168,637.11	1,183,622.25	59.66	800,405.75	0.00	800,405.75
01 1100 112 001	REG INSTR - SALARIES INSTR AIDES HS	36,161.00	3,542.00	21,367.90	59.09	14,793.10	0.00	14,793.10
01 1100 112 002	REG INSTR - SALARIES INSTR AIDES BE	13,654.00	0.00	0.00	0.00	13,654.00	0.00	13,654.00
01 1100 112 003	REG INSTR - SALARIES INSTR AIDES PC	13,654.00	0.00	0.00	0.00	13,654.00	0.00	13,654.00
01 1100 112 004	REG INSTR - SALARIES INSTR AIDES HE	13,654.00	0.00	0.00	0.00	13,654.00	0.00	13,654.00
01 1100 112 005	REG INSTR - SALARIES INSTR AIDES BMS	0.00	0.00	0.00	0.00	0.00	0.00	0.00
01 1100 112 006	REG INSTR - SALARIES INSTR AIDES AP	13,654.00	0.00	0.00	0.00	13,654.00	0.00	13,654.00
01 1100 112 007	REG INSTR - SALARIES INSTR AIDES SE	13,654.00	0.00	0.00	0.00	13,654.00	0.00	13,654.00
01 1100 112 008	REG INSTR - SALARIES INSTR AIDES BSMS	0.00	0.00	0.00	0.00	0.00	0.00	0.00
01 1100 120 001	REG INSTR - SUBS NON-INSTR HS	40,000.00	7,382.21	30,186.47	75.47	9,813.53	0.00	9,813.53
01 1100 120 005	REG INSTR - SUBS NON-INSTR BMS	0.00	0.00	1,482.00	0.00	(1,482.00)	0.00	(1,482.00)
01 1100 122 001	REG INSTR - SUB AIDES/ASST HS	500.00	0.00	696.23	139.25	(196.23)	0.00	(196.23)
01 1100 122 002	REG INSTR - SUB AIDES/ASST BE	250.00	20.35	20.35	8.14	229.65	0.00	229.65
01 1100 122 003	REG INSTR - SUB AIDES/ASST PC	250.00	0.00	0.00	0.00	250.00	0.00	250.00
01 1100 122 004	REG INSTR - SUB AIDES/ASST HE	250.00	0.00	0.00	0.00	250.00	0.00	250.00
01 1100 122 005	REG INSTR - SUB AIDES/ASST BMS	0.00	14.25	385.14	0.00	(385.14)	0.00	(385.14)
01 1100 122 006	REG INSTR - SUB AIDES/ASST AP	250.00	0.00	0.00	0.00	250.00	0.00	250.00
01 1100 122 007	REG INSTR - SUB AIDES/ASST SE	250.00	0.00	0.00	0.00	250.00	0.00	250.00
01 1100 122 008	REG INSTR - SUB AIDES/ASST BSMS	0.00	15.17	700.80	0.00	(700.80)	0.00	(700.80)
01 1100 123 001	REG INSTR - SUB TEACHERS HS	110,000.00	9,322.50	67,605.00	61.46	42,395.00	0.00	42,395.00
01 1100 123 002	REG INSTR - SUB TEACHERS BE	70,000.00	7,447.50	28,717.50	41.03	41,282.50	0.00	41,282.50
01 1100 123 003	REG INSTR - SUB TEACHERS PC	70,000.00	4,455.00	34,237.50	48.91	35,762.50	0.00	35,762.50
01 1100 123 004	REG INSTR - SUB TEACHERS HE	70,000.00	2,392.50	27,802.50	39.72	42,197.50	0.00	42,197.50
01 1100 123 005	REG INSTR - SUB TEACHERS BMS	70,000.00	4,455.00	34,350.00	49.07	35,650.00	0.00	35,650.00
01 1100 123 006	REG INSTR - SUB TEACHERS AP	70,000.00	1,650.00	28,087.50	40.13	41,912.50	0.00	41,912.50
01 1100 123 007	REG INSTR - SUB TEACHERS SE	70,000.00	1,980.00	25,417.50	36.31	44,582.50	0.00	44,582.50
01 1100 123 008	REG INSTR - SUB TEACHERS BSMS	70,000.00	6,435.00	34,252.50	48.93	35,747.50	0.00	35,747.50
01 1100 130 000	REG INSTR - OT SALARIES NON-INSTR DIST	5,000.00	440.94	3,579.94	71.60	1,420.06	0.00	1,420.06
01 1100 130 001	REG INSTR - OT SALARIES NON-INSTR HS	750.00	0.00	0.00	0.00	750.00	0.00	750.00
01 1100 132 002	REG INSTR - OT SALARIES INSTR AIDES BE	0.00	0.00	0.00	0.00	0.00	0.00	0.00
01 1100 132 003	REG INSTR - OT SALARIES INSTR AIDES PC	0.00	0.00	0.00	0.00	0.00	0.00	0.00
01 1100 132 004	REG INSTR - OT SALARIES INSTR AIDES HE	0.00	0.00	0.00	0.00	0.00	0.00	0.00
01 1100 132 006	REG INSTR - OT SALARIES INSTR AIDES AP	0.00	0.00	0.00	0.00	0.00	0.00	0.00
01 1100 132 007	REG INSTR - OT SALARIES INSTR AIDES SE	0.00	0.00	0.00	0.00	0.00	0.00	0.00
01 1100 132 008	REG INSTR - OT SALARIES INSTR AIDES BSMS	0.00	0.00	0.00	0.00	0.00	0.00	0.00
01 1100 150 000	REG INSTR - ADD'L COMP NON-INSTR DIST	90.00	7.41	351.87	390.97	(261.87)	0.00	(261.87)
01 1100 150 001	REG INSTR - ADD'L COMP NON-INSTR HS	1,625.00	750.00	5,512.66	339.24	(3,887.66)	0.00	(3,887.66)
01 1100 150 005	REG INSTR - ADD'L COMP NON-INSTR BMS	1,500.00	190.00	1,450.00	96.67	50.00	0.00	50.00
01 1100 150 008	REG INSTR - ADD'L COMP NON-INSTR BSMS	1,500.00	752.70	2,364.40	157.63	(864.40)	0.00	(864.40)
01 1100 151 000	REG INSTR - ADD'L COMP TEACHERS DIST	5,000.00	356.01	2,492.07	49.24	2,507.93	0.00	2,507.93
01 1100 151 001	REG INSTR - ADD'L COMP TEACHERS HS	355,241.00	30,532.67	208,907.32	58.81	146,333.68	0.00	146,333.68
01 1100 151 002	REG INSTR - ADD'L COMP TEACHERS BE	29,383.00	1,649.80	13,023.00	44.32	16,360.00	0.00	16,360.00
01 1100 151 003	REG INSTR - ADD'L COMP TEACHERS PC	32,423.00	2,947.27	23,486.10	72.44	8,936.90	0.00	8,936.90
01 1100 151 004	REG INSTR - ADD'L COMP TEACHERS HE	31,723.00	2,445.70	17,894.37	56.41	13,828.63	0.00	13,828.63

Regular; Processing Month 03/2023

Account Number	Account Description	Revised Budget	Expended During Month	Expenditures to Date	% of Budget	Balance at EOM	P/ O Outstanding	Unencumbered Balance
01 1100 151 005	REG INSTR - ADD'L COMP TEACHERS BMS	113,924.00	7,684.28	51,659.46	45.35	62,264.54	0.00	62,264.54
01 1100 151 006	REG INSTR - ADD'L COMP TEACHERS AP	30,023.00	1,803.18	15,698.92	52.29	14,324.08	0.00	14,324.08
01 1100 151 007	REG INSTR - ADD'L COMP TEACHERS SE	30,485.00	2,074.67	13,915.39	45.65	16,569.61	0.00	16,569.61
01 1100 151 008	REG INSTR - ADD'L COMP TEACHERS BSMS	116,538.00	8,715.37	61,878.09	53.10	54,659.91	0.00	54,659.91
01 1100 152 001	REG INSTR - ADD'L COMP AIDES HS	500.00	5.89	41.23	8.25	458.77	0.00	458.77
01 1100 152 002	REG INSTR - ADD'L COMP AIDES BE	36.00	0.00	0.00	0.00	36.00	0.00	36.00
01 1100 152 003	REG INSTR - ADD'L COMP AIDES PC	36.00	0.00	0.00	0.00	36.00	0.00	36.00
01 1100 152 004	REG INSTR - ADD'L COMP AIDES HE	36.00	0.00	0.00	0.00	36.00	0.00	36.00
01 1100 152 005	REG INSTR - ADD'L COMP AIDES BMS	0.00	0.00	0.00	0.00	0.00	0.00	0.00
01 1100 152 006	REG INSTR - ADD'L COMP AIDES AP	36.00	0.00	0.00	0.00	36.00	0.00	36.00
01 1100 152 007	REG INSTR - ADD'L COMP AIDES SE	36.00	0.00	0.00	0.00	36.00	0.00	36.00
01 1100 152 008	REG INSTR - ADD'L COMP AIDES BSMS	0.00	0.00	0.00	0.00	0.00	0.00	0.00
01 1100 210 000	REG INSTR - GROUP INS NON-INSTR DIST	63.00	5.20	36.40	57.78	26.60	0.00	26.60
01 1100 211 000	REG INSTR - GROUP INS TEACHERS/PROF DIST	0.00	0.00	0.00	0.00	0.00	0.00	0.00
01 1100 211 001	REG INSTR - GROUP INS TEACHERS/PROF HS	871,851.00	60,571.06	423,997.42	48.63	447,853.58	0.00	447,853.58
01 1100 211 002	REG INSTR - GROUP INS TEACHERS/PROF BE	374,953.00	28,045.93	193,693.14	51.66	181,259.86	0.00	181,259.86
01 1100 211 003	REG INSTR - GROUP INS TEACHERS/PROF PC	521,234.00	38,265.41	269,926.04	51.79	251,307.96	0.00	251,307.96
01 1100 211 004	REG INSTR - GROUP INS TEACHERS/PROF HE	419,796.00	31,102.27	217,942.73	51.92	201,853.27	0.00	201,853.27
01 1100 211 005	REG INSTR - GROUP INS TEACHERS/PROF BMS	320,354.00	25,236.27	174,778.29	54.56	145,575.71	0.00	145,575.71
01 1100 211 006	REG INSTR - GROUP INS TEACHERS/PROF AP	330,038.00	28,175.82	196,091.94	59.41	133,946.06	0.00	133,946.06
01 1100 211 007	REG INSTR - GROUP INS TEACHERS/PROF SE	508,266.00	34,392.48	246,047.84	48.41	262,218.16	0.00	262,218.16
01 1100 211 008	REG INSTR - GROUP INS TEACHERS/PROF BSMS	442,608.00	36,064.39	246,655.97	55.73	195,952.03	0.00	195,952.03
01 1100 212 001	REG INSTR - GROUP INS AIDES HS	50.00	10.40	72.80	145.60	(22.80)	0.00	(22.80)
01 1100 212 002	REG INSTR - GROUP INS AIDES BE	38.00	0.00	0.00	0.00	38.00	0.00	38.00
01 1100 212 003	REG INSTR - GROUP INS AIDES PC	38.00	0.00	0.00	0.00	38.00	0.00	38.00
01 1100 212 004	REG INSTR - GROUP INS AIDES HE	38.00	0.00	0.00	0.00	38.00	0.00	38.00
01 1100 212 005	REG INSTR - GROUP INS AIDES BMS	50.00	0.00	0.00	0.00	50.00	0.00	50.00
01 1100 212 006	REG INSTR - GROUP INS AIDES AP	38.00	0.00	0.00	0.00	38.00	0.00	38.00
01 1100 212 007	REG INSTR - GROUP INS AIDES SE	38.00	0.00	0.00	0.00	38.00	0.00	38.00
01 1100 212 008	REG INSTR - GROUP INS AIDES BSMS	50.00	0.00	0.00	0.00	50.00	0.00	50.00
01 1100 220 000	REG INSTR - SOC SEC NON-INSTR DIST	3,449.00	281.29	2,141.44	62.09	1,307.56	0.00	1,307.56
01 1100 220 001	REG INSTR - SOC SEC NON-INSTR HS	3,242.00	622.10	2,730.91	84.24	511.09	0.00	511.09
01 1100 220 005	REG INSTR - SOC SEC NON-INSTR BMS	115.00	14.53	224.29	195.03	(109.29)	0.00	(109.29)
01 1100 220 008	REG INSTR - SOC SEC NON-INSTR BSMS	115.00	57.57	180.87	157.28	(65.87)	0.00	(65.87)
01 1100 221 000	REG INSTR - SOC SEC TEACHERS DIST	383.00	63.57	444.99	116.19	(61.99)	0.00	(61.99)
01 1100 221 001	REG INSTR - SOC SEC TEACHERS HS	272,265.00	21,806.60	151,304.84	55.57	120,960.16	0.00	120,960.16
01 1100 221 002	REG INSTR - SOC SEC TEACHERS BE	108,389.00	8,404.05	59,029.07	54.46	49,359.93	0.00	49,359.93
01 1100 221 003	REG INSTR - SOC SEC TEACHERS PC	158,913.00	12,901.09	90,974.87	57.25	67,938.13	0.00	67,938.13
01 1100 221 004	REG INSTR - SOC SEC TEACHERS HE	132,569.00	10,182.34	71,223.26	53.73	61,345.74	0.00	61,345.74
01 1100 221 005	REG INSTR - SOC SEC TEACHERS BMS	142,679.00	11,475.95	81,983.66	57.46	60,695.34	0.00	60,695.34
01 1100 221 006	REG INSTR - SOC SEC TEACHERS AP	101,343.00	8,222.52	56,810.70	56.06	44,532.30	0.00	44,532.30
01 1100 221 007	REG INSTR - SOC SEC TEACHERS SE	114,315.00	8,215.13	57,148.28	49.99	57,166.72	0.00	57,166.72
01 1100 221 008	REG INSTR - SOC SEC TEACHERS BSMS	166,507.00	13,559.10	95,318.34	57.25	71,188.66	0.00	71,188.66
01 1100 222 001	REG INSTR - SOC SEC AIDES HS	2,843.00	270.47	1,684.42	59.25	1,158.58	0.00	1,158.58
01 1100 222 002	REG INSTR - SOC SEC AIDES BE	1,066.00	1.55	1.55	0.15	1,064.45	0.00	1,064.45
01 1100 222 003	REG INSTR - SOC SEC AIDES PC	1,066.00	0.00	0.00	0.00	1,066.00	0.00	1,066.00
01 1100 222 004	REG INSTR - SOC SEC AIDES HE	1,066.00	0.00	0.00	0.00	1,066.00	0.00	1,066.00
01 1100 222 005	REG INSTR - SOC SEC AIDES BMS	0.00	1.10	29.48	0.00	(29.48)	0.00	(29.48)
01 1100 222 006	REG INSTR - SOC SEC AIDES AP	9,462.00	0.00	0.00	0.00	9,462.00	0.00	9,462.00
01 1100 222 007	REG INSTR - SOC SEC AIDES SE	1,066.00	0.00	0.00	0.00	1,066.00	0.00	1,066.00
01 1100 222 008	REG INSTR - SOC SEC AIDES BSMS	0.00	1.16	53.63	0.00	(53.63)	0.00	(53.63)
01 1100 223 001	REG INSTR - SOC SEC SUB TEACHERS HS	8,415.00	713.22	5,171.86	61.46	3,243.14	0.00	3,243.14
01 1100 223 002	REG INSTR - SOC SEC SUB TEACHERS BE	5,355.00	569.70	2,197.02	41.03	3,157.98	0.00	3,157.98
01 1100 223 003	REG INSTR - SOC SEC SUB TEACHERS PC	5,355.00	340.83	2,619.20	48.91	2,735.80	0.00	2,735.80
01 1100 223 004	REG INSTR - SOC SEC SUB TEACHERS HE	5,355.00	183.03	2,127.03	39.72	3,227.97	0.00	3,227.97

Regular; Processing Month 03/2023

Account Number	Account Description	Revised Budget	Expended During Month	Expenditures to Date	% of Budget	Balance at EOM	P/ O Outstanding	Unencumbered Balance
01 1100 223 005	REG INSTR - SOC SEC SUB TEACHERS BMS	5,355.00	340.79	2,627.74	49.07	2,727.26	0.00	2,727.26
01 1100 223 006	REG INSTR - SOC SEC SUB TEACHERS AP	5,355.00	126.30	2,148.69	40.12	3,206.31	0.00	3,206.31
01 1100 223 007	REG INSTR - SOC SEC SUB TEACHERS SE	5,355.00	151.48	1,944.55	36.31	3,410.45	0.00	3,410.45
01 1100 223 008	REG INSTR - SOC SEC SUB TEACHERS BSMS	5,355.00	492.32	2,620.48	48.94	2,734.52	0.00	2,734.52
01 1100 230 000	REG INSTR - RETIREMENT NON-INSTR DIST	2,895.00	234.80	1,809.28	62.50	1,085.72	0.00	1,085.72
01 1100 230 001	REG INSTR - RETIREMENT NON-INSTR HS	3,115.00	47.04	389.00	12.49	2,726.00	0.00	2,726.00
01 1100 230 005	REG INSTR - RETIREMENT NON-INSTR BMS	110.00	13.97	100.32	91.20	9.68	0.00	9.68
01 1100 230 008	REG INSTR - RETIREMENT NON-INSTR BSMS	0.00	24.25	111.62	0.00	(111.62)	0.00	(111.62)
01 1100 231 000	REG INSTR - RETIREMENT TEACHERS DIST	110.00	24.96	174.72	158.84	(64.72)	0.00	(64.72)
01 1100 231 001	REG INSTR - RETIREMENT TEACHERS HS	255,810.00	20,868.09	144,709.52	56.57	111,100.48	0.00	111,100.48
01 1100 231 002	REG INSTR - RETIREMENT TEACHERS BE	101,844.00	8,068.35	56,603.60	55.58	45,240.40	0.00	45,240.40
01 1100 231 003	REG INSTR - RETIREMENT TEACHERS PC	146,619.00	12,235.32	86,390.11	58.92	60,228.89	0.00	60,228.89
01 1100 231 004	REG INSTR - RETIREMENT TEACHERS HE	125,353.00	9,803.50	68,624.90	54.75	56,728.10	0.00	56,728.10
01 1100 231 005	REG INSTR - RETIREMENT TEACHERS BMS	132,659.00	10,878.19	77,586.66	58.49	55,072.34	0.00	55,072.34
01 1100 231 006	REG INSTR - RETIREMENT TEACHERS AP	94,923.00	7,937.73	54,849.24	57.78	40,073.76	0.00	40,073.76
01 1100 231 007	REG INSTR - RETIREMENT TEACHERS SE	108,023.00	7,931.39	61,926.56	57.33	46,096.44	0.00	46,096.44
01 1100 231 008	REG INSTR - RETIREMENT TEACHERS BSMS	154,392.00	12,968.83	91,072.13	58.99	63,319.87	0.00	63,319.87
01 1100 232 001	REG INSTR - RETIREMENT AIDES HS	2,658.00	260.33	1,570.54	59.09	1,087.46	0.00	1,087.46
01 1100 232 002	REG INSTR - RETIREMENT AIDES BE	1,004.00	0.00	0.00	0.00	1,004.00	0.00	1,004.00
01 1100 232 003	REG INSTR - RETIREMENT AIDES PC	1,004.00	0.00	0.00	0.00	1,004.00	0.00	1,004.00
01 1100 232 004	REG INSTR - RETIREMENT AIDES HE	1,004.00	0.00	0.00	0.00	1,004.00	0.00	1,004.00
01 1100 232 005	REG INSTR - RETIREMENT AIDES BMS	0.00	0.00	0.00	0.00	0.00	0.00	0.00
01 1100 232 006	REG INSTR - RETIREMENT AIDES AP	1,004.00	0.00	0.00	0.00	1,004.00	0.00	1,004.00
01 1100 232 007	REG INSTR - RETIREMENT AIDES SE	1,004.00	0.00	0.00	0.00	1,004.00	0.00	1,004.00
01 1100 232 008	REG INSTR - RETIREMENT AIDES BSMS	0.00	0.00	0.00	0.00	0.00	0.00	0.00
01 1100 233 001	REG INSTR - RETIREMENT SUB TEACHERS HS	500.00	0.00	0.00	0.00	500.00	0.00	500.00
01 1100 233 002	REG INSTR - RETIREMENT SUB TEACHERS BE	600.00	0.00	0.00	0.00	600.00	0.00	600.00
01 1100 233 003	REG INSTR - RETIREMENT SUB TEACHERS PC	500.00	0.00	54.61	10.92	445.39	0.00	445.39
01 1100 233 004	REG INSTR - RETIREMENT SUB TEACHERS HE	500.00	0.00	12.13	2.43	487.87	0.00	487.87
01 1100 233 005	REG INSTR - RETIREMENT SUB TEACHERS BMS	200.00	0.00	0.00	0.00	200.00	0.00	200.00
01 1100 233 006	REG INSTR - RETIREMENT SUB TEACHERS AP	500.00	0.00	145.52	29.10	354.48	0.00	354.48
01 1100 233 007	REG INSTR - RETIREMENT SUB TEACHERS SE	500.00	0.00	12.13	2.43	487.87	0.00	487.87
01 1100 233 008	REG INSTR - RETIREMENT SUB TEACHERS BSMS	500.00	0.00	0.00	0.00	500.00	0.00	500.00
01 1100 237 000	REG INSTR - INCR RET CONTR DIST	1,034.00	89.34	682.34	65.99	351.66	0.00	351.66
01 1100 237 001	REG INSTR - INCR RET CONTR HS	89,976.00	7,282.63	50,442.12	56.06	39,533.88	0.00	39,533.88
01 1100 237 002	REG INSTR - INCR RET CONTR BE	35,372.00	2,774.85	19,467.04	55.04	15,904.96	0.00	15,904.96
01 1100 237 003	REG INSTR - INCR RET CONTR PC	50,771.00	4,207.96	29,729.89	58.56	21,041.11	0.00	21,041.11
01 1100 237 004	REG INSTR - INCR RET CONTR HE	43,457.00	3,371.60	23,605.58	54.32	19,851.42	0.00	19,851.42
01 1100 237 005	REG INSTR - INCR RET CONTR BMS	45,662.00	3,746.01	26,717.67	58.51	18,944.33	0.00	18,944.33
01 1100 237 006	REG INSTR - INCR RET CONTR AP	32,992.00	2,729.90	18,913.67	57.33	14,078.33	0.00	14,078.33
01 1100 237 007	REG INSTR - INCR RET CONTR SE	37,497.00	2,727.77	19,063.73	50.84	18,433.27	0.00	18,433.27
01 1100 237 008	REG INSTR - INCR RET CONTR BSMS	53,098.00	4,468.56	31,359.69	59.06	21,738.31	0.00	21,738.31
01 1100 271 001	REG INSTR - WORK COMP TEACHERS HS	20,000.00	0.00	16,737.75	83.69	3,262.25	0.00	3,262.25
01 1100 271 002	REG INSTR - WORK COMP TEACHERS BE	20,000.00	0.00	16,737.75	83.69	3,262.25	0.00	3,262.25
01 1100 271 003	REG INSTR - WORK COMP TEACHERS PC	20,000.00	0.00	16,737.75	83.69	3,262.25	0.00	3,262.25
01 1100 271 004	REG INSTR - WORK COMP TEACHERS HE	20,000.00	0.00	16,737.75	83.69	3,262.25	0.00	3,262.25
01 1100 271 005	REG INSTR - WORK COMP TEACHERS BMS	20,000.00	0.00	16,737.75	83.69	3,262.25	0.00	3,262.25
01 1100 271 006	REG INSTR - WORK COMP TEACHERS AP	20,000.00	0.00	16,737.75	83.69	3,262.25	0.00	3,262.25
01 1100 271 007	REG INSTR - WORK COMP TEACHERS SE	20,000.00	0.00	16,737.75	83.69	3,262.25	0.00	3,262.25
01 1100 271 008	REG INSTR - WORK COMP TEACHERS BSMS	20,000.00	0.00	16,737.75	83.69	3,262.25	0.00	3,262.25
01 1100 280 000	REG INSTR - HEALTH BEN NON-INSTR DIST	5,700.00	475.00	3,325.00	58.33	2,375.00	0.00	2,375.00
01 1100 281 000	REG INSTR - HEALTH BEN TEACHERS DIST	0.00	475.00	3,325.00	0.00	(3,325.00)	0.00	(3,325.00)
01 1100 281 001	REG INSTR - HEALTH BEN TEACHERS HS	78,614.00	8,255.18	57,268.08	72.85	21,345.92	0.00	21,345.92
01 1100 281 002	REG INSTR - HEALTH BEN TEACHERS BE	31,213.00	3,547.83	24,792.23	79.43	6,420.77	0.00	6,420.77
01 1100 281 003	REG INSTR - HEALTH BEN TEACHERS PC	82,470.00	6,768.23	48,165.39	58.40	34,304.61	0.00	34,304.61

Account Number	Account Description	Revised Budget	Expended During Month	Expenditures to Date	% of Budget	Balance at EOM	P/ O Outstanding	Unencumbered Balance
01 1100 281 004	REG INSTR - HEALTH BEN TEACHERS HE	27,437.00	3,609.98	26,937.82	98.18	499.18	0.00	499.18
01 1100 281 005	REG INSTR - HEALTH BEN TEACHERS BMS	60,194.00	7,939.47	55,576.35	92.33	4,617.65	0.00	4,617.65
01 1100 281 006	REG INSTR - HEALTH BEN TEACHERS AP	33,278.00	3,100.43	21,703.01	65.22	11,574.99	0.00	11,574.99
01 1100 281 007	REG INSTR - HEALTH BEN TEACHERS SE	24,607.00	2,585.88	19,035.52	77.36	5,571.48	0.00	5,571.48
01 1100 281 008	REG INSTR - HEALTH BEN TEACHERS BSMS	75,998.00	6,864.58	47,464.20	62.45	28,533.80	0.00	28,533.80
01 1100 320 002	REG INSTR - PROF ED SERVICES BE	18,000.00	1,000.00	7,000.00	38.89	11,000.00	0.00	11,000.00
01 1100 320 003	REG INSTR - PROF ED SERVICES PC	18,000.00	1,000.00	7,000.00	38.89	11,000.00	0.00	11,000.00
01 1100 320 004	REG INSTR - PROF ED SERVICES HE	18,000.00	1,000.00	7,000.00	38.89	11,000.00	0.00	11,000.00
01 1100 320 006	REG INSTR - PROF ED SERVICES AP	18,000.00	1,000.00	7,000.00	38.89	11,000.00	0.00	11,000.00
01 1100 320 007	REG INSTR - PROF ED SERVICES SE	18,000.00	1,000.00	7,000.00	38.89	11,000.00	0.00	11,000.00
01 1100 340 000	REG INSTR - OTHER PROF SERVICES DIST	3,000.00	0.00	0.00	0.00	3,000.00	0.00	3,000.00
01 1100 340 001	REG INSTR - OTHER PROF SERVICES HS	500.00	0.00	0.00	0.00	500.00	0.00	500.00
01 1100 340 001 081	REG INSTR - PROF SERV VOCAL MUSIC HS	500.00	0.00	0.00	0.00	500.00	0.00	500.00
01 1100 340 001 082	REG INSTR - PROF SERV INSTR MUSIC HS	500.00	0.00	0.00	0.00	500.00	0.00	500.00
01 1100 340 002	REG INSTR - OTHER PROF SERVICES BE	500.00	0.00	0.00	0.00	500.00	0.00	500.00
01 1100 340 003	REG INSTR - OTHER PROF SERVICES PC	500.00	0.00	0.00	0.00	500.00	0.00	500.00
01 1100 340 004	REG INSTR - OTHER PROF SERVICES HE	500.00	0.00	0.00	0.00	500.00	0.00	500.00
01 1100 340 005	REG INSTR - OTHER PROF SERVICES BMS	500.00	0.00	0.00	0.00	500.00	0.00	500.00
01 1100 340 006	REG INSTR - OTHER PROF SERVICES AP	500.00	0.00	0.00	0.00	500.00	0.00	500.00
01 1100 340 007	REG INSTR - OTHER PROF SERVICES SE	500.00	0.00	0.00	0.00	500.00	0.00	500.00
01 1100 340 008	REG INSTR - OTHER PROF SERVICES BSMS	500.00	0.00	0.00	0.00	500.00	0.00	500.00
01 1100 440 001	REG INSTR - RENTALS HS	10,000.00	0.00	0.00	0.00	10,000.00	0.00	10,000.00
01 1100 440 002	REG INSTR - RENTALS BE	5,000.00	0.00	0.00	0.00	5,000.00	0.00	5,000.00
01 1100 440 003	REG INSTR - RENTALS PC	5,000.00	0.00	0.00	0.00	5,000.00	0.00	5,000.00
01 1100 440 004	REG INSTR - RENTALS HE	5,000.00	0.00	0.00	0.00	5,000.00	0.00	5,000.00
01 1100 440 005	REG INSTR - RENTALS BMS	5,000.00	0.00	0.00	0.00	5,000.00	0.00	5,000.00
01 1100 440 006	REG INSTR - RENTALS AP	5,000.00	0.00	0.00	0.00	5,000.00	0.00	5,000.00
01 1100 440 007	REG INSTR - RENTALS SE	5,000.00	0.00	0.00	0.00	5,000.00	0.00	5,000.00
01 1100 440 008	REG INSTR - RENTALS BSMS	5,000.00	0.00	0.00	0.00	5,000.00	0.00	5,000.00
01 1100 550 000	REG INSTR - PRINTING DIST	45,000.00	8,672.27	31,719.47	244.02	13,280.53	78,089.11	(64,808.58)
01 1100 550 001	REG INSTR - PRINTING HS	0.00	0.00	0.00	0.00	0.00	0.00	0.00
01 1100 550 002	REG INSTR - PRINTING BE	0.00	0.00	0.00	0.00	0.00	0.00	0.00
01 1100 550 003	REG INSTR - PRINTING PC	0.00	0.00	0.00	0.00	0.00	0.00	0.00
01 1100 550 004	REG INSTR - PRINTING HE	0.00	0.00	0.00	0.00	0.00	0.00	0.00
01 1100 550 005	REG INSTR - PRINTING BMS	0.00	0.00	0.00	0.00	0.00	0.00	0.00
01 1100 550 006	REG INSTR - PRINTING AP	0.00	0.00	0.00	0.00	0.00	0.00	0.00
01 1100 550 007	REG INSTR - PRINTING SE	0.00	0.00	0.00	0.00	0.00	0.00	0.00
01 1100 550 008	REG INSTR - PRINTING BSMS	0.00	0.00	0.00	0.00	0.00	0.00	0.00
01 1100 561 000	REG INSTR - TUIT PD OTHER DIST	15,000.00	0.00	16,200.00	108.00	(1,200.00)	0.00	(1,200.00)
01 1100 561 001	REG INSTR - TUIT PD OTHER DIST HS	27,200.00	0.00	0.00	0.00	27,200.00	0.00	27,200.00
01 1100 561 005	REG INSTR - TUIT PD OTHER DIST BMS	10,000.00	0.00	0.00	0.00	10,000.00	0.00	10,000.00
01 1100 561 008	REG INSTR - TUIT PD OTHER DIST BSMS	0.00	0.00	0.00	0.00	0.00	0.00	0.00
01 1100 580 000	REG INSTR - TRAVEL & MILEAGE DIST	2,000.00	300.65	1,800.92	90.05	199.08	0.00	199.08
01 1100 580 001	REG INSTR - TRAVEL & MILEAGE HS	1,500.00	0.00	137.50	9.17	1,362.50	0.00	1,362.50
01 1100 580 001 015	REG INSTR - TRAVEL & MILEAGE ENGLISH HS	150.00	0.00	0.00	0.00	150.00	0.00	150.00
01 1100 580 001 016	REG INSTR - TRAVEL & MILEAGE JOURN HS	300.00	0.00	0.00	2.33	300.00	7.00	293.00
01 1100 580 001 017	REG INSTR - TRAVEL & MILEAGE 1ACT/SP HS	500.00	0.00	174.25	34.85	325.75	0.00	325.75
01 1100 580 001 020	REG INSTR - TRAVEL & MILEAGE SPANISH HS	75.00	0.00	0.00	0.00	75.00	0.00	75.00
01 1100 580 001 021	REG INSTR - TRAVEL & MILEAGE FRENCH HS	75.00	0.00	0.00	0.00	75.00	0.00	75.00
01 1100 580 001 030	REG INSTR - TRAVEL & MILEAGE SOC STUD HS	75.00	0.00	0.00	0.00	75.00	0.00	75.00
01 1100 580 001 040	REG INSTR - TRAVEL & MILEAGE MATH HS	75.00	0.00	0.00	0.00	75.00	0.00	75.00
01 1100 580 001 050	REG INSTR - TRAVEL & MILEAGE T&L HS	75.00	0.00	0.00	0.00	75.00	0.00	75.00
01 1100 580 001 051	REG INSTR - TRAVEL & MILEAGE BUSINESS HS	75.00	0.00	0.00	0.00	75.00	0.00	75.00
01 1100 580 001 052	REG INSTR - TRAVEL & MILEAGE IND TECH HS	75.00	0.00	515.27	687.03	(440.27)	0.00	(440.27)
01 1100 580 001 053	REG INSTR - TRAVEL & MILEAGE FCS HS	75.00	0.00	0.00	0.00	75.00	0.00	75.00



Account Number	Account Description	Revised Budget	Expended During Month	Expenditures to Date	% of Budget	Balance at EOM	P/ O Outstanding	Unencumbered Balance
01 1100 580 006 002	REG INSTR - TRAVEL & MILEAGE GRADE 2 AP	0.00	0.00	0.00	0.00	0.00	0.00	0.00
01 1100 580 006 003	REG INSTR - TRAVEL & MILEAGE GRADE 3 AP	0.00	0.00	0.00	0.00	0.00	0.00	0.00
01 1100 580 006 004	REG INSTR - TRAVEL & MILEAGE GRADE 4 AP	0.00	0.00	0.00	0.00	0.00	0.00	0.00
01 1100 580 006 005	REG INSTR - TRAVEL & MILEAGE GRADE 5 AP	0.00	0.00	0.00	0.00	0.00	0.00	0.00
01 1100 580 006 007	REG INSTR - TRAVEL & MILEAGE KDG AP	0.00	0.00	0.00	0.00	0.00	0.00	0.00
01 1100 580 006 060	REG INSTR - TRAVEL & MILEAGE PE AP	0.00	12.25	71.77	0.00	(71.77)	0.00	(71.77)
01 1100 580 006 080	REG INSTR - TRAVEL & MILEAGE ART AP	0.00	0.00	3.50	0.00	(3.50)	0.00	(3.50)
01 1100 580 006 081	REG INSTR - TRAVEL & MILEAGE VOC MUS AP	0.00	18.86	44.40	0.00	(44.40)	0.00	(44.40)
01 1100 580 006 082	REG INSTR - TRAVEL & MILEAGE INST MUS AP	0.00	0.00	0.00	0.00	0.00	0.00	0.00
01 1100 580 007	REG INSTR - TRAVEL & MILEAGE SE	1,500.00	87.12	302.42	20.16	1,197.58	0.00	1,197.58
01 1100 580 007 001	REG INSTR - TRAVEL & MILEAGE GRADE 1 SE	0.00	0.00	0.00	0.00	0.00	0.00	0.00
01 1100 580 007 002	REG INSTR - TRAVEL & MILEAGE GRADE 2 SE	0.00	0.00	0.00	0.00	0.00	0.00	0.00
01 1100 580 007 003	REG INSTR - TRAVEL & MILEAGE GRADE 3 SE	0.00	0.00	0.00	0.00	0.00	0.00	0.00
01 1100 580 007 004	REG INSTR - TRAVEL & MILEAGE GRADE 4 SE	0.00	0.00	0.00	0.00	0.00	0.00	0.00
01 1100 580 007 005	REG INSTR - TRAVEL & MILEAGE GRADE 5 SE	0.00	0.00	0.00	0.00	0.00	0.00	0.00
01 1100 580 007 007	REG INSTR - TRAVEL & MILEAGE KDG SE	0.00	0.00	0.00	0.00	0.00	0.00	0.00
01 1100 580 007 060	REG INSTR - TRAVEL & MILEAGE PE SE	0.00	0.00	0.00	0.00	0.00	0.00	0.00
01 1100 580 007 080	REG INSTR - TRAVEL & MILEAGE ART SE	0.00	0.00	3.50	0.00	(3.50)	0.00	(3.50)
01 1100 580 007 081	REG INSTR - TRAVEL & MILEAGE VOC MUS SE	0.00	0.00	0.00	0.00	0.00	0.00	0.00
01 1100 580 007 082	REG INSTR - TRAVEL & MILEAGE INST MUS SE	0.00	0.00	0.00	0.00	0.00	0.00	0.00
01 1100 580 008	REG INSTR - TRAVEL & MILEAGE BSMS	1,500.00	0.00	0.00	0.00	1,500.00	0.00	1,500.00
01 1100 580 008 015	REG INSTR - TRAVEL & MILEAGE ENGLISH BSMS	0.00	0.00	0.00	0.00	0.00	0.00	0.00
01 1100 580 008 018	REG INSTR - TRAVEL & MILEAGE READING BSMS	0.00	0.00	297.05	0.00	(297.05)	0.00	(297.05)
01 1100 580 008 019	REG INSTR - TRAVEL & MILEAGE SPEECH BSMS	0.00	0.00	0.00	0.00	0.00	0.00	0.00
01 1100 580 008 022	REG INSTR - TRAVEL & MILEAGE LANGUAGE BSMS	0.00	0.00	0.00	0.00	0.00	0.00	0.00
01 1100 580 008 030	REG INSTR - TRAVEL & MILEAGE SOC STUD BSMS	0.00	0.00	0.00	0.00	0.00	0.00	0.00
01 1100 580 008 040	REG INSTR - TRAVEL & MILEAGE MATH BSMS	0.00	0.00	0.00	0.00	0.00	0.00	0.00
01 1100 580 008 050	REG INSTR - TRAVEL & MILEAGE T&L BSMS	0.00	0.00	0.00	0.00	0.00	0.00	0.00
01 1100 580 008 054	REG INSTR - TRAVEL & MILEAGE COMPUTER BSMS	0.00	0.00	0.00	0.00	0.00	0.00	0.00
01 1100 580 008 060	REG INSTR - TRAVEL & MILEAGE PE BSMS	0.00	0.00	0.00	0.00	0.00	0.00	0.00
01 1100 580 008 070	REG INSTR - TRAVEL & MILEAGE SCIENCE BSMS	0.00	0.00	0.00	0.00	0.00	0.00	0.00
01 1100 580 008 080	REG INSTR - TRAVEL & MILEAGE ART BSMS	0.00	0.00	0.00	0.00	0.00	0.00	0.00
01 1100 580 008 081	REG INSTR - TRAVEL & MILEAGE VOC MUS BSMS	250.00	0.00	93.62	37.45	156.38	0.00	156.38
01 1100 580 008 082	REG INSTR - TRAVEL & MILEAGE INST MUS BSMS	250.00	0.00	35.12	14.05	214.88	0.00	214.88
01 1100 580 008 083	REG INSTR - TRAVEL & MILEAGE GEN MUS BSMS	0.00	0.00	0.00	0.00	0.00	0.00	0.00
01 1100 590 001	REG INSTR - PURCHASED SERVICES HS	10,000.00	0.00	0.00	0.00	10,000.00	0.00	10,000.00
01 1100 590 002	REG INSTR - PURCHASED SERVICES BE	1,500.00	0.00	0.00	0.00	1,500.00	0.00	1,500.00
01 1100 590 003	REG INSTR - PURCHASED SERVICES PC	1,500.00	0.00	0.00	0.00	1,500.00	0.00	1,500.00
01 1100 590 004	REG INSTR - PURCHASED SERVICES HE	1,500.00	0.00	0.00	0.00	1,500.00	0.00	1,500.00
01 1100 590 005	REG INSTR - PURCHASED SERVICES BMS	2,000.00	0.00	0.00	0.00	2,000.00	0.00	2,000.00
01 1100 590 006	REG INSTR - PURCHASED SERVICES AP	1,500.00	0.00	0.00	0.00	1,500.00	0.00	1,500.00
01 1100 590 007	REG INSTR - PURCHASED SERVICES SE	1,500.00	0.00	0.00	0.00	1,500.00	0.00	1,500.00
01 1100 590 008	REG INSTR - PURCHASED SERVICES BSMS	2,000.00	0.00	0.00	0.00	2,000.00	0.00	2,000.00
01 1100 610 000	REG INSTR - SUPPLIES DISTRICT	85,000.00	483.42	129,023.31	254.73	(44,023.31)	87,493.92	(131,517.23)
01 1100 610 000 611	REG INSTR - TESTING SUPPLIES DISTRICT	2,000.00	0.00	0.00	0.00	2,000.00	0.00	2,000.00
01 1100 610 001	REG INSTR - SUPPLIES HS	34,275.00	878.20	11,544.15	52.69	22,730.85	6,513.69	16,217.16
01 1100 610 001 015	REG INSTR - SUPPLIES ENGLISH HS	1,500.00	0.00	2,355.54	164.84	(855.54)	117.04	(972.58)
01 1100 610 001 016	REG INSTR - SUPPLIES JOURNALISM HS	500.00	0.00	99.00	19.80	401.00	0.00	401.00
01 1100 610 001 017	REG INSTR - SUPPLIES ONE-ACT HS	2,000.00	0.00	72.93	4.60	1,927.07	18.99	1,908.08
01 1100 610 001 020	REG INSTR - SUPPLIES SPANISH HS	650.00	0.00	1,235.52	196.61	(585.52)	42.45	(627.97)
01 1100 610 001 021	REG INSTR - SUPPLIES FRENCH HS	650.00	254.58	1,239.98	190.77	(589.98)	0.00	(589.98)
01 1100 610 001 030	REG INSTR - SUPPLIES SOC STUD HS	650.00	0.00	1,621.19	265.13	(971.19)	102.18	(1,073.37)
01 1100 610 001 040	REG INSTR - SUPPLIES MATH HS	1,937.00	0.00	3,822.27	207.64	(1,885.27)	199.71	(2,084.98)
01 1100 610 001 050	REG INSTR - SUPPLIES VOCATIONAL HS	1,700.00	0.00	0.00	0.00	1,700.00	0.00	1,700.00
01 1100 610 001 051	REG INSTR - SUPPLIES BUSINESS HS	750.00	0.00	895.24	128.81	(145.24)	70.80	(216.04)

Account Number	Account Description	Revised Budget	Expended During Month	Expenditures to Date	% of Budget	Balance at EOM	P/ O Outstanding	Unencumbered Balance
01 1100 610 001 052	REG INSTR - SUPPLIES IND TECH HS	1,500.00	0.00	3,731.87	249.69	(2,231.87)	13.49	(2,245.36)
01 1100 610 001 053	REG INSTR - SUPPLIES FCS HS	5,000.00	712.96	4,198.50	90.58	801.50	330.73	470.77
01 1100 610 001 060	REG INSTR - SUPPLIES PE HS	1,850.00	115.15	7,011.74	379.91	(5,161.74)	16.53	(5,178.27)
01 1100 610 001 070	REG INSTR - SUPPLIES SCIENCE HS	2,000.00	299.70	14,127.69	715.96	(12,127.69)	191.45	(12,319.14)
01 1100 610 001 080	REG INSTR - SUPPLIES ART HS	5,000.00	0.00	5,337.55	112.67	(337.55)	295.72	(633.27)
01 1100 610 001 081	REG INSTR - SUPPLIES VOCAL MUSIC HS	500.00	11.99	56.47	11.29	443.53	0.00	443.53
01 1100 610 001 082	REG INSTR - SUPPLIES INSTR MUSIC HS	2,500.00	147.60	529.67	21.19	1,970.33	0.00	1,970.33
01 1100 610 001 611	REG INSTR - TESTING SUPPLIES HS	12,000.00	0.00	0.00	0.00	12,000.00	0.00	12,000.00
01 1100 610 002	REG INSTR - SUPPLIES BE	18,600.00	164.20	5,344.48	41.86	13,255.52	2,441.03	10,814.49
01 1100 610 002 001	REG INSTR - SUPPLIES 1ST GRADE BE	950.00	111.98	1,333.08	140.32	(383.08)	0.00	(383.08)
01 1100 610 002 002	REG INSTR - SUPPLIES 2ND GRADE BE	800.00	0.00	249.65	31.21	550.35	0.00	550.35
01 1100 610 002 003	REG INSTR - SUPPLIES 3RD GRADE BE	850.00	0.00	250.56	29.48	599.44	0.00	599.44
01 1100 610 002 004	REG INSTR - SUPPLIES 4TH GRADE BE	800.00	0.00	48.30	8.54	751.70	19.99	731.71
01 1100 610 002 005	REG INSTR - SUPPLIES 5TH GRADE BE	700.00	175.29	1,284.54	183.51	(584.54)	0.00	(584.54)
01 1100 610 002 007	REG INSTR - SUPPLIES KDG BE	1,100.00	0.00	210.08	19.60	889.92	5.48	884.44
01 1100 610 002 020	REG INSTR - SUPPLIES SPANISH BE	250.00	0.00	83.96	33.58	166.04	0.00	166.04
01 1100 610 002 060	REG INSTR - SUPPLIES PE BE	600.00	0.00	0.00	0.00	600.00	0.00	600.00
01 1100 610 002 080	REG INSTR - SUPPLIES ART BE	650.00	0.00	474.10	72.94	175.90	0.00	175.90
01 1100 610 002 081	REG INSTR - SUPPLIES VOCAL MUSIC BE	600.00	0.00	444.04	74.01	155.96	0.00	155.96
01 1100 610 002 082	REG INSTR - SUPPLIES INSTR MUSIC BE	600.00	0.00	0.00	0.00	600.00	0.00	600.00
01 1100 610 002 611	REG INSTR - TESTING SUPPLIES BE	10,000.00	0.00	2,013.00	20.13	7,987.00	0.00	7,987.00
01 1100 610 003	REG INSTR - SUPPLIES PC	20,284.00	72.89	12,073.50	77.04	8,210.50	3,552.56	4,657.94
01 1100 610 003 001	REG INSTR - SUPPLIES 1ST GRADE PC	592.00	0.00	894.46	181.45	(302.46)	179.71	(482.17)
01 1100 610 003 002	REG INSTR - SUPPLIES 2ND GRADE PC	632.00	0.00	559.17	92.59	72.83	25.98	46.85
01 1100 610 003 003	REG INSTR - SUPPLIES 3RD GRADE PC	584.00	0.00	1,131.50	215.59	(547.50)	127.53	(675.03)
01 1100 610 003 004	REG INSTR - SUPPLIES 4TH GRADE PC	680.00	0.00	393.84	72.62	286.16	99.98	186.18
01 1100 610 003 005	REG INSTR - SUPPLIES 5TH GRADE PC	600.00	0.00	1,181.63	209.43	(581.63)	74.95	(656.58)
01 1100 610 003 007	REG INSTR - SUPPLIES KDG PC	728.00	147.78	489.35	68.23	238.65	7.37	231.28
01 1100 610 003 020	REG INSTR - SUPPLIES SPANISH PC	200.00	0.00	79.98	39.99	120.02	0.00	120.02
01 1100 610 003 060	REG INSTR - SUPPLIES PE PC	900.00	0.00	792.87	99.33	107.13	101.09	6.04
01 1100 610 003 080	REG INSTR - SUPPLIES ART PC	550.00	23.34	599.79	117.92	(49.79)	48.78	(98.57)
01 1100 610 003 081	REG INSTR - SUPPLIES VOCAL MUSIC PC	450.00	136.00	443.36	98.52	6.64	0.00	6.64
01 1100 610 003 082	REG INSTR - SUPPLIES INSTR MUSIC PC	300.00	0.00	0.00	0.00	300.00	0.00	300.00
01 1100 610 003 611	REG INSTR - TESTING SUPPLIES PC	9,000.00	0.00	2,912.75	32.36	6,087.25	0.00	6,087.25
01 1100 610 004	REG INSTR - SUPPLIES HE	16,200.00	0.00	11,174.81	98.04	5,025.19	4,708.21	316.98
01 1100 610 004 001	REG INSTR - SUPPLIES 1ST GRADE HE	1,200.00	0.00	454.09	37.84	745.91	0.00	745.91
01 1100 610 004 002	REG INSTR - SUPPLIES 2ND GRADE HE	1,500.00	0.00	497.48	33.71	1,002.52	8.10	994.42
01 1100 610 004 003	REG INSTR - SUPPLIES 3RD GRADE HE	1,400.00	0.00	0.00	0.00	1,400.00	0.00	1,400.00
01 1100 610 004 004	REG INSTR - SUPPLIES 4TH GRADE HE	1,100.00	302.38	439.96	40.00	660.04	0.00	660.04
01 1100 610 004 005	REG INSTR - SUPPLIES 5TH GRADE HE	1,100.00	0.00	0.00	6.35	1,100.00	69.89	1,030.11
01 1100 610 004 007	REG INSTR - SUPPLIES KDG HE	1,100.00	62.99	99.95	9.09	1,000.05	0.00	1,000.05
01 1100 610 004 020	REG INSTR - SUPPLIES SPANISH HE	500.00	0.00	0.00	0.00	500.00	0.00	500.00
01 1100 610 004 060	REG INSTR - SUPPLIES PE HE	700.00	0.00	573.19	81.88	126.81	0.00	126.81
01 1100 610 004 080	REG INSTR - SUPPLIES ART HE	700.00	0.00	424.40	60.63	275.60	0.00	275.60
01 1100 610 004 081	REG INSTR - SUPPLIES VOCAL MUSIC HE	700.00	0.00	0.00	0.00	700.00	0.00	700.00
01 1100 610 004 082	REG INSTR - SUPPLIES INSTR MUSIC HE	300.00	0.00	0.00	0.00	300.00	0.00	300.00
01 1100 610 004 611	REG INSTR - TESTING SUPPLIES HE	8,000.00	0.00	2,150.25	26.88	5,849.75	0.00	5,849.75
01 1100 610 005	REG INSTR - SUPPLIES BMS	25,000.00	0.00	9,450.24	45.88	15,549.76	2,018.63	13,531.13
01 1100 610 005 015	REG INSTR - SUPPLIES ENGLISH BMS	1,525.00	198.89	629.20	42.89	895.80	24.83	870.97
01 1100 610 005 018	REG INSTR - SUPPLIES READING BMS	1,525.00	175.78	832.41	58.17	692.59	54.64	637.95
01 1100 610 005 019	REG INSTR - SUPPLIES SPEECH/DRAMA BMS	1,250.00	0.00	140.63	15.74	1,109.37	56.18	1,053.19
01 1100 610 005 022	REG INSTR - SUPPLIES WORLD LANG BMS	1,400.00	0.00	289.18	28.70	1,110.82	112.62	998.20
01 1100 610 005 030	REG INSTR - SUPPLIES SOC STUD BMS	2,000.00	29.21	304.13	15.21	1,695.87	0.00	1,695.87
01 1100 610 005 040	REG INSTR - SUPPLIES MATH BMS	2,550.00	0.00	1,384.36	71.40	1,165.64	436.28	729.36
01 1100 610 005 050	REG INSTR - SUPPLIES T&L BMS	3,000.00	358.01	7,386.65	250.99	(4,386.65)	142.98	(4,529.63)

04/07/2023 12:50 PM

Regular; Processing Month 03/2023

User ID: LEL

Account Number	Account Description	Revised Budget	Expended During Month	Expenditures to Date	% of Budget	Balance at EOM	P/ O Outstanding	Unencumbered Balance
01 1100 610 005 054	REG INSTR - SUPPLIES COMPUTERS BMS	900.00	0.00	401.53	47.16	498.47	22.94	475.53
01 1100 610 005 060	REG INSTR - SUPPLIES PE/HEALTH BMS	2,400.00	71.79	391.43	17.97	2,008.57	39.80	1,968.77
01 1100 610 005 070	REG INSTR - SUPPLIES SCIENCE BMS	7,500.00	522.46	2,311.66	41.39	5,188.34	792.45	4,395.89
01 1100 610 005 080	REG INSTR - SUPPLIES ART BMS	2,330.00	772.55	4,848.94	225.98	(2,518.94)	416.30	(2,935.24)
01 1100 610 005 081	REG INSTR - SUPPLIES VOCAL MUSIC BMS	1,000.00	0.00	255.48	26.54	744.52	9.94	734.58
01 1100 610 005 082	REG INSTR - SUPPLIES INSTR MUSIC BMS	1,000.00	0.00	87.59	114.05	912.41	1,052.89	(140.48)
01 1100 610 005 083	REG INSTR - SUPPLIES GENERAL MUSIC BMS	1,500.00	97.00	4,092.00	272.80	(2,592.00)	0.00	(2,592.00)
01 1100 610 005 611	REG INSTR - TESTING SUPPLIES BMS	12,000.00	0.00	0.00	0.00	12,000.00	0.00	12,000.00
01 1100 610 006	REG INSTR - SUPPLIES AP	20,284.00	130.36	8,619.93	53.75	11,664.07	2,283.49	9,380.58
01 1100 610 006 001	REG INSTR - SUPPLIES 1ST GRADE AP	592.00	0.00	88.83	25.85	503.17	64.18	438.99
01 1100 610 006 002	REG INSTR - SUPPLIES 2ND GRADE AP	632.00	134.74	402.45	65.26	229.55	9.99	219.56
01 1100 610 006 003	REG INSTR - SUPPLIES 3RD GRADE AP	584.00	0.00	155.40	29.00	428.60	13.98	414.62
01 1100 610 006 004	REG INSTR - SUPPLIES 4TH GRADE AP	680.00	0.00	6.35	0.93	673.65	0.00	673.65
01 1100 610 006 005	REG INSTR - SUPPLIES 5TH GRADE AP	600.00	0.00	0.00	2.92	600.00	17.49	582.51
01 1100 610 006 007	REG INSTR - SUPPLIES KDG AP	728.00	0.00	266.91	36.66	461.09	0.00	461.09
01 1100 610 006 020	REG INSTR - SUPPLIES SPANISH AP	200.00	0.00	0.00	0.00	200.00	0.00	200.00
01 1100 610 006 060	REG INSTR - SUPPLIES PE AP	900.00	0.00	258.44	35.38	641.56	60.00	581.56
01 1100 610 006 080	REG INSTR - SUPPLIES ART AP	550.00	0.00	383.59	69.74	166.41	0.00	166.41
01 1100 610 006 081	REG INSTR - SUPPLIES VOCAL MUSIC AP	450.00	68.90	635.79	141.29	(185.79)	0.00	(185.79)
01 1100 610 006 082	REG INSTR - SUPPLIES INSTR MUSIC AP	300.00	0.00	0.00	0.00	300.00	0.00	300.00
01 1100 610 006 611	REG INSTR - TESTING SUPPLIES AP	9,000.00	0.00	1,784.25	19.83	7,215.75	0.00	7,215.75
01 1100 610 007	REG INSTR - SUPPLIES SE	20,284.00	0.00	27,978.70	161.88	(7,694.70)	4,857.50	(12,552.20)
01 1100 610 007 001	REG INSTR - SUPPLIES 1ST GRADE SE	592.00	0.00	696.56	118.84	(104.56)	6.99	(111.55)
01 1100 610 007 002	REG INSTR - SUPPLIES 2ND GRADE SE	632.00	0.00	651.27	103.05	(19.27)	0.00	(19.27)
01 1100 610 007 003	REG INSTR - SUPPLIES 3RD GRADE SE	584.00	178.97	432.37	74.04	151.63	0.00	151.63
01 1100 610 007 004	REG INSTR - SUPPLIES 4TH GRADE SE	680.00	0.00	273.90	40.28	406.10	0.00	406.10
01 1100 610 007 005	REG INSTR - SUPPLIES 5TH GRADE SE	600.00	0.00	414.52	69.09	185.48	0.00	185.48
01 1100 610 007 007	REG INSTR - SUPPLIES KDG SE	728.00	0.00	502.55	69.03	225.45	0.00	225.45
01 1100 610 007 020	REG INSTR - SUPPLIES SPANISH SE	200.00	0.00	0.00	0.00	200.00	0.00	200.00
01 1100 610 007 060	REG INSTR - SUPPLIES PE SE	900.00	0.00	206.13	22.90	693.87	0.00	693.87
01 1100 610 007 080	REG INSTR - SUPPLIES ART SE	550.00	0.00	3,791.79	689.42	(3,241.79)	0.00	(3,241.79)
01 1100 610 007 081	REG INSTR - SUPPLIES VOCAL MUSIC SE	450.00	0.00	262.46	58.32	187.54	0.00	187.54
01 1100 610 007 082	REG INSTR - SUPPLIES INSTR MUSIC SE	300.00	0.00	154.95	51.65	145.05	0.00	145.05
01 1100 610 007 611	REG INSTR - TESTING SUPPLIES SE	9,000.00	0.00	1,814.75	20.16	7,185.25	0.00	7,185.25
01 1100 610 008	REG INSTR - SUPPLIES BSMS	25,000.00	0.00	14,188.45	65.25	10,811.55	2,123.67	8,687.88
01 1100 610 008 015	REG INSTR - SUPPLIES ENGLISH BSMS	1,525.00	0.00	438.17	41.57	1,086.83	195.80	891.03
01 1100 610 008 018	REG INSTR - SUPPLIES READING BSMS	1,525.00	0.00	2,009.01	131.74	(484.01)	0.00	(484.01)
01 1100 610 008 019	REG INSTR - SUPPLIES SPEECH/DRAMA BSMS	1,250.00	0.00	900.31	106.92	349.69	436.15	(86.46)
01 1100 610 008 022	REG INSTR - SUPPLIES WORLD LANG BSMS	1,400.00	338.64	1,963.75	140.27	(563.75)	0.00	(563.75)
01 1100 610 008 030	REG INSTR - SUPPLIES SOC STUD BSMS	2,000.00	331.87	2,029.26	102.96	(29.26)	29.97	(59.23)
01 1100 610 008 040	REG INSTR - SUPPLIES MATH BSMS	2,550.00	0.00	2,637.79	108.40	(87.79)	126.42	(214.21)
01 1100 610 008 050	REG INSTR - SUPPLIES T&L BSMS	3,000.00	440.54	19,286.74	654.07	(16,286.74)	335.44	(16,622.18)
01 1100 610 008 054	REG INSTR - SUPPLIES COMPUTERS BSMS	900.00	23.99	6,879.87	766.68	(5,979.87)	20.28	(6,000.15)
01 1100 610 008 060	REG INSTR - SUPPLIES PE/HEALTH BSMS	2,400.00	33.45	4,262.17	182.14	(1,862.17)	109.15	(1,971.32)
01 1100 610 008 070	REG INSTR - SUPPLIES SCIENCE BSMS	7,500.00	425.78	7,586.41	105.62	(86.41)	335.31	(421.72)
01 1100 610 008 080	REG INSTR - SUPPLIES ART BSMS	2,330.00	731.37	4,005.12	186.35	(1,675.12)	336.77	(2,011.89)
01 1100 610 008 081	REG INSTR - SUPPLIES VOCAL MUSIC BSMS	1,000.00	120.99	863.49	87.34	136.51	9.94	126.57
01 1100 610 008 082	REG INSTR - SUPPLIES INSTR MUSIC BSMS	1,000.00	0.00	789.97	79.00	210.03	0.00	210.03
01 1100 610 008 083	REG INSTR - SUPPLIES GENERAL MUSIC BSMS	1,500.00	268.00	1,033.55	68.90	466.45	0.00	466.45
01 1100 610 008 611	REG INSTR - TESTING SUPPLIES BSMS	12,000.00	0.00	0.00	0.00	12,000.00	0.00	12,000.00
01 1100 640 000	REG INSTR - BOOKS & PERIODICALS DISTRICT	695,000.00	0.00	182,392.61	26.55	512,607.39	2,160.25	510,447.14
01 1100 640 001	REG INSTR - BOOKS & PERIODICALS HS	9,200.00	0.00	7,720.92	83.92	1,479.08	0.00	1,479.08
01 1100 640 001 015	REG INSTR - BOOKS & PER ENGLISH HS	3,750.00	0.00	4,403.76	120.76	(653.76)	124.75	(778.51)
01 1100 640 001 016	REG INSTR - BOOKS & PER JOURN HS	0.00	0.00	1,364.34	0.00	(1,364.34)	0.00	(1,364.34)
01 1100 640 001 017	REG INSTR - BOOKS & PER ONE-ACT HS	0.00	0.00	598.20	0.00	(598.20)	0.00	(598.20)







Account Number	Account Description	Revised Budget	Expended During Month	Expenditures to Date	% of Budget	Balance at EOM	P/ O Outstanding	Unencumbered Balance
01 1100 650 006 081	REG INSTR - SUPPLIES TECH-REL VOC MUS AP	0.00	0.00	0.00	0.00	0.00	0.00	0.00
01 1100 650 006 082	REG INSTR - SUPPLIES TECH-REL INS MUS AP	0.00	0.00	0.00	0.00	0.00	0.00	0.00
01 1100 650 007	REG INSTR - SUPPLIES TECH-REL SE	600.00	54.15	3,243.01	540.50	(2,643.01)	0.00	(2,643.01)
01 1100 650 007 001	REG INSTR - SUPPLIES TECH-REL 1 GRADE SE	0.00	0.00	0.00	0.00	0.00	0.00	0.00
01 1100 650 007 002	REG INSTR - SUPPLIES TECH-REL 2 GRADE SE	0.00	0.00	0.00	0.00	0.00	0.00	0.00
01 1100 650 007 003	REG INSTR - SUPPLIES TECH-REL 3 GRADE SE	0.00	0.00	0.00	0.00	0.00	0.00	0.00
01 1100 650 007 004	REG INSTR - SUPPLIES TECH-REL 4 GRADE SE	0.00	0.00	0.00	0.00	0.00	0.00	0.00
01 1100 650 007 005	REG INSTR - SUPPLIES TECH-REL 5 GRADE SE	0.00	0.00	0.00	0.00	0.00	0.00	0.00
01 1100 650 007 007	REG INSTR - SUPPLIES TECH-REL KDG SE	0.00	0.00	0.00	0.00	0.00	0.00	0.00
01 1100 650 007 080	REG INSTR - SUPPLIES TECH-REL ART SE	0.00	0.00	0.00	0.00	0.00	0.00	0.00
01 1100 650 007 081	REG INSTR - SUPPLIES TECH-REL VOC MUS SE	0.00	0.00	8.99	0.00	(8.99)	0.00	(8.99)
01 1100 650 007 082	REG INSTR - SUPPLIES TECH-REL INS MUS SE	0.00	0.00	0.00	0.00	0.00	0.00	0.00
01 1100 650 008	REG INSTR - SUPPLIES TECH-REL BSMS	0.00	0.00	0.00	0.00	0.00	0.00	0.00
01 1100 650 008 015	REG INSTR - SUPPLIES TECH-REL ENG BSMS	0.00	0.00	0.00	0.00	0.00	0.00	0.00
01 1100 650 008 018	REG INSTR - SUPPLIES TECH-REL READ BSMS	0.00	0.00	0.00	0.00	0.00	0.00	0.00
01 1100 650 008 019	REG INSTR - SUPPLIES TECH-REL SP/DR BSMS	0.00	0.00	607.68	0.00	(607.68)	0.00	(607.68)
01 1100 650 008 022	REG INSTR - SUPPLIES TECH-REL WR LG BSMS	0.00	0.00	0.00	0.00	0.00	0.00	0.00
01 1100 650 008 030	REG INSTR - SUPPLIES TECH SOC STUD BSMS	100.00	0.00	0.00	0.00	100.00	0.00	100.00
01 1100 650 008 040	REG INSTR - SUPPLIES TECH-REL MATH BSMS	0.00	0.00	423.27	0.00	(423.27)	0.00	(423.27)
01 1100 650 008 050	REG INSTR - SUPPLIES TECH-REL T&L BSMS	0.00	0.00	0.00	0.00	0.00	0.00	0.00
01 1100 650 008 054	REG INSTR - SUPPLIES TECH-REL COMP BSMS	0.00	89.90	89.90	0.00	(89.90)	0.00	(89.90)
01 1100 650 008 060	REG INSTR - SUPPLIES TECH-REL PE/HT BSMS	0.00	0.00	0.00	0.00	0.00	0.00	0.00
01 1100 650 008 070	REG INSTR - SUPPLIES TECH-REL SCI BSMS	0.00	0.00	0.00	0.00	0.00	0.00	0.00
01 1100 650 008 080	REG INSTR - SUPPLIES TECH-REL ART BSMS	0.00	0.00	0.00	0.00	0.00	0.00	0.00
01 1100 650 008 081	REG INSTR - SUPPLIES TECH-REL VOCAL BSMS	250.00	0.00	0.00	0.00	250.00	0.00	250.00
01 1100 650 008 082	REG INSTR - SUPPLIES TECH-REL INST BSMS	250.00	0.00	149.00	59.60	101.00	0.00	101.00
01 1100 650 008 083	REG INSTR - SUPPLIES TECH-REL MUSIC BSMS	0.00	0.00	129.00	0.00	(129.00)	0.00	(129.00)
01 1100 733 000	REG INSTR - FURN & EQUIP DISTRICT	40,000.00	0.00	0.00	44.18	40,000.00	17,670.30	22,329.70
01 1100 733 001	REG INSTR - FURN & EQUIP HS	12,320.00	0.00	0.00	10.69	12,320.00	1,316.82	11,003.18
01 1100 733 001 015	REG INSTR - FURN & EQUIP ENGLISH HS	500.00	0.00	0.00	0.00	500.00	0.00	500.00
01 1100 733 001 016	REG INSTR - FURN & EQUIP JOURNALISM HS	0.00	0.00	0.00	0.00	0.00	0.00	0.00
01 1100 733 001 017	REG INSTR - FURN & EQUIP ONE-ACT HS	0.00	0.00	0.00	0.00	0.00	0.00	0.00
01 1100 733 001 020	REG INSTR - FURN & EQUIP SPANISH HS	0.00	0.00	0.00	0.00	0.00	0.00	0.00
01 1100 733 001 021	REG INSTR - FURN & EQUIP FRENCH HS	0.00	0.00	0.00	0.00	0.00	0.00	0.00
01 1100 733 001 030	REG INSTR - FURN & EQUIP SOC STUD HS	0.00	0.00	418.78	0.00	(418.78)	0.00	(418.78)
01 1100 733 001 040	REG INSTR - FURN & EQUIP MATH HS	0.00	0.00	0.00	0.00	0.00	0.00	0.00
01 1100 733 001 050	REG INSTR - FURN & EQUIP T&L HS	0.00	0.00	0.00	0.00	0.00	0.00	0.00
01 1100 733 001 052	REG INSTR - FURN & EQUIP IND TECH HS	0.00	0.00	0.00	0.00	0.00	0.00	0.00
01 1100 733 001 060	REG INSTR - FURN & EQUIP PE HS	0.00	0.00	0.00	0.00	0.00	0.00	0.00
01 1100 733 001 070	REG INSTR - FURN & EQUIP SCIENCE HS	0.00	0.00	0.00	0.00	0.00	0.00	0.00
01 1100 733 001 080	REG INSTR - FURN & EQUIP ART HS	0.00	0.00	0.00	0.00	0.00	0.00	0.00
01 1100 733 001 081	REG INSTR - FURN & EQUIP VOCAL MUSIC HS	0.00	4,241.62	4,241.62	0.00	(4,241.62)	0.00	(4,241.62)
01 1100 733 001 082	REG INSTR - FURN & EQUIP INSTR MUSIC HS	1,680.00	446.40	985.90	67.86	694.10	154.20	539.90
01 1100 733 002	REG INSTR - FURN & EQUIP BE	13,400.00	0.00	867.98	6.48	12,532.02	0.00	12,532.02
01 1100 733 002 001	REG INSTR - FURN & EQUIP 1ST GRADE BE	0.00	0.00	87.26	0.00	(87.26)	0.00	(87.26)
01 1100 733 002 002	REG INSTR - FURN & EQUIP 2ND GRADE BE	0.00	0.00	0.00	0.00	0.00	0.00	0.00
01 1100 733 002 003	REG INSTR - FURN & EQUIP 3RD GRADE BE	0.00	0.00	0.00	0.00	0.00	0.00	0.00
01 1100 733 002 004	REG INSTR - FURN & EQUIP 4TH GRADE BE	0.00	0.00	0.00	0.00	0.00	0.00	0.00
01 1100 733 002 005	REG INSTR - FURN & EQUIP 5TH GRADE BE	0.00	0.00	168.59	0.00	(168.59)	0.00	(168.59)
01 1100 733 002 007	REG INSTR - FURN & EQUIP KDG BE	0.00	0.00	0.00	0.00	0.00	0.00	0.00
01 1100 733 002 060	REG INSTR - FURN & EQUIP PE BE	0.00	0.00	0.00	0.00	0.00	0.00	0.00
01 1100 733 002 080	REG INSTR - FURN & EQUIP ART BE	0.00	0.00	0.00	0.00	0.00	0.00	0.00
01 1100 733 002 081	REG INSTR - FURN & EQUIP VOCAL MUSIC BE	0.00	0.00	0.00	0.00	0.00	0.00	0.00
01 1100 733 002 082	REG INSTR - FURN & EQUIP INSTR MUSIC BE	0.00	0.00	150.00	0.00	(150.00)	0.00	(150.00)
01 1100 733 003	REG INSTR - FURN & EQUIP PC	113,300.00	0.00	58,821.94	51.92	54,478.06	0.00	54,478.06





Account Number	Account Description	Revised Budget	Expended During Month	Expenditures to Date	% of Budget	Balance at EOM	P/ O Outstanding	Unencumbered Balance
01 1100 734 003 060	REG INSTR - HARDWARE PE PC	0.00	0.00	0.00	0.00	0.00	0.00	0.00
01 1100 734 003 080	REG INSTR - HARDWARE ART PC	0.00	0.00	0.00	0.00	0.00	0.00	0.00
01 1100 734 003 081	REG INSTR - HARDWARE VOCAL MUSIC PC	0.00	0.00	0.00	0.00	0.00	0.00	0.00
01 1100 734 003 082	REG INSTR - HARDWARE INSTR MUSIC PC	0.00	0.00	0.00	0.00	0.00	0.00	0.00
01 1100 734 004	REG INSTR - HARDWARE HE	3,000.00	379.89	3,282.86	109.43	(282.86)	0.00	(282.86)
01 1100 734 004 001	REG INSTR - HARDWARE 1ST GRADE HE	0.00	0.00	0.00	0.00	0.00	0.00	0.00
01 1100 734 004 002	REG INSTR - HARDWARE 2ND GRADE HE	0.00	0.00	0.00	0.00	0.00	0.00	0.00
01 1100 734 004 003	REG INSTR - HARDWARE 3RD GRADE HE	0.00	0.00	0.00	0.00	0.00	0.00	0.00
01 1100 734 004 004	REG INSTR - HARDWARE 4TH GRADE HE	0.00	0.00	0.00	0.00	0.00	0.00	0.00
01 1100 734 004 005	REG INSTR - HARDWARE 5TH GRADE HE	0.00	0.00	0.00	0.00	0.00	0.00	0.00
01 1100 734 004 007	REG INSTR - HARDWARE KDG HE	0.00	0.00	0.00	0.00	0.00	0.00	0.00
01 1100 734 004 060	REG INSTR - HARDWARE PE HE	0.00	0.00	0.00	0.00	0.00	0.00	0.00
01 1100 734 004 080	REG INSTR - HARDWARE ART HE	0.00	0.00	0.00	0.00	0.00	0.00	0.00
01 1100 734 004 081	REG INSTR - HARDWARE VOCAL MUSIC HE	0.00	0.00	0.00	0.00	0.00	0.00	0.00
01 1100 734 004 082	REG INSTR - HARDWARE INSTR MUSIC HE	0.00	0.00	0.00	0.00	0.00	0.00	0.00
01 1100 734 005	REG INSTR - HARDWARE BMS	4,000.00	0.00	0.00	6.75	4,000.00	270.00	3,730.00
01 1100 734 005 015	REG INSTR - HARDWARE ENGLISH BMS	0.00	0.00	0.00	0.00	0.00	0.00	0.00
01 1100 734 005 018	REG INSTR - HARDWARE READING BMS	0.00	0.00	0.00	0.00	0.00	0.00	0.00
01 1100 734 005 019	REG INSTR - HARDWARE SPEECH/DRAMA BMS	0.00	0.00	0.00	0.00	0.00	34.14	(34.14)
01 1100 734 005 022	REG INSTR - HARDWARE WORLD LANG BMS	0.00	0.00	0.00	0.00	0.00	0.00	0.00
01 1100 734 005 030	REG INSTR - HARDWARE SOC STUD BMS	0.00	0.00	0.00	0.00	0.00	0.00	0.00
01 1100 734 005 040	REG INSTR - HARDWARE MATH BMS	0.00	0.00	0.00	0.00	0.00	0.00	0.00
01 1100 734 005 050	REG INSTR - HARDWARE T&L BMS	0.00	0.00	0.00	0.00	0.00	0.00	0.00
01 1100 734 005 054	REG INSTR - HARDWARE COMPUTERS BMS	0.00	0.00	0.00	0.00	0.00	0.00	0.00
01 1100 734 005 060	REG INSTR - HARDWARE PE/HEALTH BMS	0.00	0.00	0.00	0.00	0.00	0.00	0.00
01 1100 734 005 070	REG INSTR - HARDWARE SCIENCE BMS	0.00	0.00	0.00	0.00	0.00	0.00	0.00
01 1100 734 005 080	REG INSTR - HARDWARE ART BMS	0.00	0.00	0.00	0.00	0.00	0.00	0.00
01 1100 734 005 081	REG INSTR - HARDWARE VOCAL MUSIC BMS	0.00	0.00	0.00	0.00	0.00	0.00	0.00
01 1100 734 005 082	REG INSTR - HARDWARE INSTR MUSIC BMS	0.00	0.00	0.00	0.00	0.00	0.00	0.00
01 1100 734 005 083	REG INSTR - HARDWARE GENERAL MUSIC BMS	0.00	0.00	0.00	0.00	0.00	0.00	0.00
01 1100 734 006	REG INSTR - HARDWARE AP	3,000.00	0.00	0.00	0.00	3,000.00	0.00	3,000.00
01 1100 734 006 001	REG INSTR - HARDWARE 1ST GRADE AP	0.00	0.00	0.00	0.00	0.00	0.00	0.00
01 1100 734 006 002	REG INSTR - HARDWARE 2ND GRADE AP	0.00	0.00	0.00	0.00	0.00	0.00	0.00
01 1100 734 006 003	REG INSTR - HARDWARE 3RD GRADE AP	0.00	0.00	0.00	0.00	0.00	0.00	0.00
01 1100 734 006 004	REG INSTR - HARDWARE 4TH GRADE AP	0.00	0.00	0.00	0.00	0.00	0.00	0.00
01 1100 734 006 005	REG INSTR - HARDWARE 5TH GRADE AP	0.00	0.00	0.00	0.00	0.00	0.00	0.00
01 1100 734 006 007	REG INSTR - HARDWARE KDG AP	0.00	0.00	0.00	0.00	0.00	0.00	0.00
01 1100 734 006 020	REG INSTR - HARDWARE SPANISH AP	0.00	0.00	0.00	0.00	0.00	0.00	0.00
01 1100 734 006 060	REG INSTR - HARDWARE PE AP	0.00	0.00	0.00	0.00	0.00	0.00	0.00
01 1100 734 006 080	REG INSTR - HARDWARE ART AP	0.00	0.00	0.00	0.00	0.00	0.00	0.00
01 1100 734 006 081	REG INSTR - HARDWARE VOCAL MUSIC AP	0.00	0.00	0.00	0.00	0.00	0.00	0.00
01 1100 734 006 082	REG INSTR - HARDWARE INSTR MUSIC AP	0.00	0.00	0.00	0.00	0.00	0.00	0.00
01 1100 734 007	REG INSTR - HARDWARE SE	3,000.00	0.00	375.37	12.51	2,624.63	0.00	2,624.63
01 1100 734 007 001	REG INSTR - HARDWARE 1ST GRADE SE	0.00	0.00	0.00	0.00	0.00	0.00	0.00
01 1100 734 007 002	REG INSTR - HARDWARE 2ND GRADE SE	0.00	0.00	0.00	0.00	0.00	0.00	0.00
01 1100 734 007 003	REG INSTR - HARDWARE 3RD GRADE SE	0.00	0.00	0.00	0.00	0.00	0.00	0.00
01 1100 734 007 004	REG INSTR - HARDWARE 4TH GRADE SE	0.00	0.00	0.00	0.00	0.00	0.00	0.00
01 1100 734 007 005	REG INSTR - HARDWARE 5TH GRADE SE	0.00	0.00	0.00	0.00	0.00	0.00	0.00
01 1100 734 007 007	REG INSTR - HARDWARE KDG SE	0.00	0.00	0.00	0.00	0.00	0.00	0.00
01 1100 734 007 020	REG INSTR - HARDWARE SPANISH SE	0.00	0.00	0.00	0.00	0.00	0.00	0.00
01 1100 734 007 060	REG INSTR - HARDWARE PE SE	0.00	0.00	0.00	0.00	0.00	0.00	0.00
01 1100 734 007 080	REG INSTR - HARDWARE ART SE	0.00	0.00	0.00	0.00	0.00	0.00	0.00
01 1100 734 007 081	REG INSTR - HARDWARE VOCAL MUSIC SE	0.00	0.00	0.00	0.00	0.00	0.00	0.00
01 1100 734 007 082	REG INSTR - HARDWARE INSTR MUSIC SE	0.00	0.00	0.00	0.00	0.00	0.00	0.00
01 1100 734 008	REG INSTR - HARDWARE BSMS	4,000.00	0.00	430.58	10.76	3,569.42	0.00	3,569.42

Account Number	Account Description	Revised Budget	Expended During Month	Expenditures to Date	% of Budget	Balance at EOM	P/ O Outstanding	Unencumbered Balance
01 1100 734 008 015	REG INSTR - HARDWARE ENGLISH BSMS	0.00	0.00	0.00	0.00	0.00	0.00	0.00
01 1100 734 008 018	REG INSTR - HARDWARE READING BSMS	0.00	0.00	0.00	0.00	0.00	0.00	0.00
01 1100 734 008 019	REG INSTR - HARDWARE SPEECH/DRAMA BSMS	0.00	0.00	0.00	0.00	0.00	0.00	0.00
01 1100 734 008 022	REG INSTR - HARDWARE WORLD LANG BSMS	0.00	0.00	0.00	0.00	0.00	0.00	0.00
01 1100 734 008 030	REG INSTR - HARDWARE SOC STUD BSMS	0.00	0.00	0.00	0.00	0.00	0.00	0.00
01 1100 734 008 040	REG INSTR - HARDWARE MATH BSMS	0.00	0.00	0.00	0.00	0.00	0.00	0.00
01 1100 734 008 050	REG INSTR - HARDWARE T&L BSMS	0.00	0.00	0.00	0.00	0.00	0.00	0.00
01 1100 734 008 054	REG INSTR - HARDWARE COMPUTERS BSMS	0.00	0.00	1,494.00	0.00	(1,494.00)	0.00	(1,494.00)
01 1100 734 008 060	REG INSTR - HARDWARE PE/HEALTH BSMS	0.00	0.00	0.00	0.00	0.00	0.00	0.00
01 1100 734 008 070	REG INSTR - HARDWARE SCIENCE BSMS	0.00	0.00	0.00	0.00	0.00	0.00	0.00
01 1100 734 008 080	REG INSTR - HARDWARE ART BSMS	0.00	0.00	0.00	0.00	0.00	0.00	0.00
01 1100 734 008 081	REG INSTR - HARDWARE VOCAL MUSIC BSMS	0.00	0.00	0.00	0.00	0.00	0.00	0.00
01 1100 734 008 082	REG INSTR - HARDWARE INSTR MUSIC BSMS	0.00	0.00	0.00	0.00	0.00	0.00	0.00
01 1100 734 008 083	REG INSTR - HARDWARE GENERAL MUSIC BSMS	0.00	0.00	0.00	0.00	0.00	0.00	0.00
01 1100 735 000	REG INSTR - SOFTWARE DISTRICT	170,000.00	3,922.63	115,230.86	77.05	54,769.14	15,749.93	39,019.21
01 1100 735 001	REG INSTR - SOFTWARE HS	13,000.00	0.00	17,338.25	133.37	(4,338.25)	0.00	(4,338.25)
01 1100 735 001 015	REG INSTR - SOFTWARE ENGLISH HS	1,525.00	0.00	2,500.00	163.93	(975.00)	0.00	(975.00)
01 1100 735 001 016	REG INSTR - SOFTWARE JOURNALISM HS	0.00	0.00	0.00	0.00	0.00	0.00	0.00
01 1100 735 001 017	REG INSTR - SOFTWARE ONE-ACT/SPEECH HS	0.00	0.00	1,718.50	0.00	(1,718.50)	0.00	(1,718.50)
01 1100 735 001 020	REG INSTR - SOFTWARE SPANISH HS	0.00	0.00	0.00	0.00	0.00	0.00	0.00
01 1100 735 001 021	REG INSTR - SOFTWARE FRENCH HS	0.00	0.00	0.00	0.00	0.00	0.00	0.00
01 1100 735 001 030	REG INSTR - SOFTWARE SOC STUD HS	0.00	0.00	0.00	0.00	0.00	0.00	0.00
01 1100 735 001 040	REG INSTR - SOFTWARE MATH HS	0.00	0.00	832.00	0.00	(832.00)	0.00	(832.00)
01 1100 735 001 050	REG INSTR - SOFTWARE VOCATIONAL HS	300.00	0.00	0.00	0.00	300.00	0.00	300.00
01 1100 735 001 051	REG INSTR - SOFTWARE BUSINESS HS	0.00	0.00	0.00	0.00	0.00	0.00	0.00
01 1100 735 001 052	REG INSTR - SOFTWARE IND TECH HS	0.00	0.00	0.00	0.00	0.00	0.00	0.00
01 1100 735 001 053	REG INSTR - SOFTWARE FCS HS	0.00	0.00	0.00	0.00	0.00	0.00	0.00
01 1100 735 001 060	REG INSTR - SOFTWARE PE HS	0.00	0.00	399.80	0.00	(399.80)	0.00	(399.80)
01 1100 735 001 070	REG INSTR - SOFTWARE SCIENCE HS	0.00	0.00	0.00	0.00	0.00	0.00	0.00
01 1100 735 001 080	REG INSTR - SOFTWARE ART HS	0.00	0.00	0.00	0.00	0.00	0.00	0.00
01 1100 735 001 081	REG INSTR - SOFTWARE VOCAL MUSIC HS	0.00	0.00	0.00	0.00	0.00	0.00	0.00
01 1100 735 001 082	REG INSTR - SOFTWARE INSTR MUSIC HS	0.00	0.00	0.00	0.00	0.00	0.00	0.00
01 1100 735 002	REG INSTR - SOFTWARE BE	10,000.00	0.00	23,712.43	237.12	(13,712.43)	0.00	(13,712.43)
01 1100 735 002 001	REG INSTR - SOFTWARE 1ST GRADE BE	0.00	0.00	0.00	0.00	0.00	0.00	0.00
01 1100 735 002 002	REG INSTR - SOFTWARE 2ND GRADE BE	0.00	0.00	0.00	0.00	0.00	0.00	0.00
01 1100 735 002 003	REG INSTR - SOFTWARE 3RD GRADE BE	0.00	0.00	0.00	0.00	0.00	0.00	0.00
01 1100 735 002 004	REG INSTR - SOFTWARE 4TH GRADE BE	0.00	0.00	0.00	0.00	0.00	0.00	0.00
01 1100 735 002 005	REG INSTR - SOFTWARE 5TH GRADE BE	0.00	0.00	0.00	0.00	0.00	0.00	0.00
01 1100 735 002 007	REG INSTR - SOFTWARE KDG BE	0.00	0.00	0.00	0.00	0.00	0.00	0.00
01 1100 735 002 060	REG INSTR - SOFTWARE PE BE	0.00	0.00	0.00	0.00	0.00	0.00	0.00
01 1100 735 002 080	REG INSTR - SOFTWARE ART BE	0.00	0.00	0.00	0.00	0.00	0.00	0.00
01 1100 735 002 081	REG INSTR - SOFTWARE VOCAL MUSIC BE	0.00	0.00	0.00	0.00	0.00	0.00	0.00
01 1100 735 002 082	REG INSTR - SOFTWARE INSTR MUSIC BE	0.00	0.00	0.00	0.00	0.00	0.00	0.00
01 1100 735 003	REG INSTR - SOFTWARE PC	10,000.00	0.00	27,190.37	271.90	(17,190.37)	0.00	(17,190.37)
01 1100 735 003 001	REG INSTR - SOFTWARE 1ST GRADE PC	0.00	0.00	0.00	0.00	0.00	0.00	0.00
01 1100 735 003 002	REG INSTR - SOFTWARE 2ND GRADE PC	0.00	0.00	0.00	0.00	0.00	0.00	0.00
01 1100 735 003 003	REG INSTR - SOFTWARE 3RD GRADE PC	0.00	0.00	0.00	0.00	0.00	0.00	0.00
01 1100 735 003 004	REG INSTR - SOFTWARE 4TH GRADE PC	0.00	0.00	0.00	0.00	0.00	0.00	0.00
01 1100 735 003 005	REG INSTR - SOFTWARE 5TH GRADE PC	0.00	0.00	0.00	0.00	0.00	0.00	0.00
01 1100 735 003 007	REG INSTR - SOFTWARE KDG PC	0.00	0.00	0.00	0.00	0.00	0.00	0.00
01 1100 735 003 060	REG INSTR - SOFTWARE PE PC	0.00	0.00	0.00	0.00	0.00	0.00	0.00
01 1100 735 003 080	REG INSTR - SOFTWARE ART PC	0.00	0.00	0.00	0.00	0.00	0.00	0.00
01 1100 735 003 081	REG INSTR - SOFTWARE VOCAL MUSIC PC	0.00	0.00	0.00	0.00	0.00	0.00	0.00
01 1100 735 003 082	REG INSTR - SOFTWARE INSTR MUSIC PC	0.00	0.00	0.00	0.00	0.00	0.00	0.00
01 1100 735 004	REG INSTR - SOFTWARE HE	10,000.00	0.00	24,102.33	241.02	(14,102.33)	0.00	(14,102.33)



Account Number	Account Description	Revised Budget	Expended During Month	Expenditures to Date	% of Budget	Balance at EOM	P/ O Outstanding	Unencumbered Balance
01 1100 735 008 054	REG INSTR - SOFTWARE COMPUTERS BSMS	0.00	0.00	59.88	0.00	(59.88)	0.00	(59.88)
01 1100 735 008 060	REG INSTR - SOFTWARE PE/HEALTH BSMS	0.00	0.00	350.00	0.00	(350.00)	0.00	(350.00)
01 1100 735 008 070	REG INSTR - SOFTWARE SCIENCE BSMS	0.00	0.00	2,200.00	0.00	(2,200.00)	0.00	(2,200.00)
01 1100 735 008 080	REG INSTR - SOFTWARE ART BSMS	0.00	0.00	0.00	0.00	0.00	0.00	0.00
01 1100 735 008 081	REG INSTR - SOFTWARE VOCAL MUSIC BSMS	0.00	0.00	0.00	0.00	0.00	0.00	0.00
01 1100 735 008 082	REG INSTR - SOFTWARE INSTR MUSIC BSMS	0.00	0.00	0.00	0.00	0.00	0.00	0.00
01 1100 735 008 083	REG INSTR - SOFTWARE GENERAL MUSIC BSMS	0.00	0.00	0.00	0.00	0.00	0.00	0.00
01 1100 810 000	REG INSTR - DUES & FEES DISTRICT	16,000.00	0.00	5,217.00	32.61	10,783.00	0.00	10,783.00
01 1100 810 001	REG INSTR - DUES & FEES HS	8,780.00	12,493.21	23,181.21	339.45	(14,401.21)	6,622.49	(21,023.70)
01 1100 810 001 015	REG INSTR - DUES & FEES ENGLISH HS	300.00	0.00	0.00	0.00	300.00	0.00	300.00
01 1100 810 001 016	REG INSTR - DUES & FEES JOURNALISM HS	500.00	0.00	0.00	45.00	500.00	225.00	275.00
01 1100 810 001 017	REG INSTR - DUES & FEES ONE-ACT HS	1,500.00	1,579.00	2,930.00	199.67	(1,430.00)	65.00	(1,495.00)
01 1100 810 001 020	REG INSTR - DUES & FEES SPANISH HS	50.00	0.00	0.00	0.00	50.00	0.00	50.00
01 1100 810 001 021	REG INSTR - DUES & FEES FRENCH HS	50.00	0.00	0.00	0.00	50.00	0.00	50.00
01 1100 810 001 030	REG INSTR - DUES & FEES SOC STUD HS	100.00	0.00	0.00	0.00	100.00	0.00	100.00
01 1100 810 001 040	REG INSTR - DUES & FEES MATH HS	200.00	0.00	0.00	0.00	200.00	0.00	200.00
01 1100 810 001 050	REG INSTR - DUES & FEES T&L HS	170.00	0.00	0.00	0.00	170.00	0.00	170.00
01 1100 810 001 051	REG INSTR - DUES & FEES BUSINESS HS	100.00	0.00	0.00	0.00	100.00	0.00	100.00
01 1100 810 001 052	REG INSTR - DUES & FEES IND TECH HS	0.00	0.00	0.00	0.00	0.00	0.00	0.00
01 1100 810 001 053	REG INSTR - DUES & FEES FCS HS	0.00	0.00	0.00	0.00	0.00	0.00	0.00
01 1100 810 001 060	REG INSTR - DUES & FEES PE HS	100.00	165.00	165.00	165.00	(65.00)	0.00	(65.00)
01 1100 810 001 070	REG INSTR - DUES & FEES SCIENCE HS	900.00	0.00	0.00	0.00	900.00	0.00	900.00
01 1100 810 001 080	REG INSTR - DUES & FEES ART HS	250.00	0.00	0.00	0.00	250.00	0.00	250.00
01 1100 810 001 081	REG INSTR - DUES & FEES VOCAL MUSIC HS	2,800.00	87.50	1,276.95	45.61	1,523.05	0.00	1,523.05
01 1100 810 001 082	REG INSTR - DUES & FEES INSTR MUSIC HS	4,200.00	92.50	4,009.50	95.46	190.50	0.00	190.50
01 1100 810 002	REG INSTR - DUES & FEES BE	5,000.00	0.00	1,875.00	42.40	3,125.00	245.00	2,880.00
01 1100 810 002 001	REG INSTR - DUES & FEES 1ST GRADE BE	0.00	0.00	0.00	0.00	0.00	855.00	(855.00)
01 1100 810 002 002	REG INSTR - DUES & FEES 2ND GRADE BE	0.00	0.00	558.00	0.00	(558.00)	0.00	(558.00)
01 1100 810 002 003	REG INSTR - DUES & FEES 3RD GRADE BE	0.00	0.00	0.00	0.00	0.00	598.50	(598.50)
01 1100 810 002 004	REG INSTR - DUES & FEES 4TH GRADE BE	0.00	0.00	0.00	0.00	0.00	0.00	0.00
01 1100 810 002 005	REG INSTR - DUES & FEES 5TH GRADE BE	0.00	0.00	0.00	0.00	0.00	375.00	(375.00)
01 1100 810 002 007	REG INSTR - DUES & FEES KDG BE	0.00	0.00	0.00	0.00	0.00	0.00	0.00
01 1100 810 002 060	REG INSTR - DUES & FEES PE BE	0.00	0.00	0.00	0.00	0.00	0.00	0.00
01 1100 810 002 080	REG INSTR - DUES & FEES ART BE	0.00	0.00	0.00	0.00	0.00	0.00	0.00
01 1100 810 002 081	REG INSTR - DUES & FEES VOCAL MUSIC BE	0.00	0.00	761.00	0.00	(761.00)	0.00	(761.00)
01 1100 810 002 082	REG INSTR - DUES & FEES INSTR MUSIC BE	0.00	0.00	0.00	0.00	0.00	0.00	0.00
01 1100 810 003	REG INSTR - DUES & FEES PC	5,000.00	0.00	1,200.00	24.00	3,800.00	0.00	3,800.00
01 1100 810 003 001	REG INSTR - DUES & FEES 1ST GRADE PC	0.00	0.00	796.00	0.00	(796.00)	0.00	(796.00)
01 1100 810 003 002	REG INSTR - DUES & FEES 2ND GRADE PC	0.00	1,178.00	1,377.00	0.00	(1,377.00)	0.00	(1,377.00)
01 1100 810 003 003	REG INSTR - DUES & FEES 3RD GRADE PC	0.00	0.00	444.00	0.00	(444.00)	0.00	(444.00)
01 1100 810 003 004	REG INSTR - DUES & FEES 4TH GRADE PC	0.00	0.00	0.00	0.00	0.00	0.00	0.00
01 1100 810 003 005	REG INSTR - DUES & FEES 5TH GRADE PC	0.00	0.00	1,012.25	0.00	(1,012.25)	0.00	(1,012.25)
01 1100 810 003 007	REG INSTR - DUES & FEES KDG PC	0.00	0.00	819.18	0.00	(819.18)	0.00	(819.18)
01 1100 810 003 060	REG INSTR - DUES & FEES PE PC	0.00	0.00	200.00	0.00	(200.00)	0.00	(200.00)
01 1100 810 003 080	REG INSTR - DUES & FEES ART PC	0.00	0.00	0.00	0.00	0.00	0.00	0.00
01 1100 810 003 081	REG INSTR - DUES & FEES VOCAL MUSIC PC	0.00	0.00	0.00	0.00	0.00	0.00	0.00
01 1100 810 003 082	REG INSTR - DUES & FEES INSTR MUSIC PC	0.00	0.00	0.00	0.00	0.00	0.00	0.00
01 1100 810 004	REG INSTR - DUES & FEES HE	5,000.00	0.00	1,920.89	39.42	3,079.11	50.00	3,029.11
01 1100 810 004 001	REG INSTR - DUES & FEES 1ST GRADE HE	0.00	1,079.28	1,079.28	0.00	(1,079.28)	0.00	(1,079.28)
01 1100 810 004 002	REG INSTR - DUES & FEES 2ND GRADE HE	0.00	0.00	747.00	0.00	(747.00)	0.00	(747.00)
01 1100 810 004 003	REG INSTR - DUES & FEES 3RD GRADE HE	0.00	0.00	0.00	0.00	0.00	0.00	0.00
01 1100 810 004 004	REG INSTR - DUES & FEES 4TH GRADE HE	0.00	0.00	0.00	0.00	0.00	0.00	0.00
01 1100 810 004 005	REG INSTR - DUES & FEES 5TH GRADE HE	0.00	0.00	192.00	0.00	(192.00)	0.00	(192.00)
01 1100 810 004 007	REG INSTR - DUES & FEES KDG HE	0.00	0.00	709.29	0.00	(709.29)	0.00	(709.29)
01 1100 810 004 060	REG INSTR - DUES & FEES PE HE	0.00	0.00	165.00	0.00	(165.00)	0.00	(165.00)

Account Number	Account Description	Revised Budget	Expended During Month	Expenditures to Date	% of Budget	Balance at EOM	P/ O Outstanding	Unencumbered Balance
01 1100 810 004 080	REG INSTR - DUES & FEES ART HE	0.00	0.00	0.00	0.00	0.00	0.00	0.00
01 1100 810 004 081	REG INSTR - DUES & FEES VOCAL MUSIC HE	0.00	0.00	423.00	0.00	(423.00)	0.00	(423.00)
01 1100 810 004 082	REG INSTR - DUES & FEES INSTR MUSIC HE	0.00	0.00	0.00	0.00	0.00	0.00	0.00
01 1100 810 005	REG INSTR - DUES & FEES BMS	5,000.00	0.00	1,200.00	24.00	3,800.00	0.00	3,800.00
01 1100 810 005 015	REG INSTR - DUES & FEES ENGLISH BMS	100.00	0.00	0.00	0.00	100.00	0.00	100.00
01 1100 810 005 018	REG INSTR - DUES & FEES READING BMS	100.00	0.00	0.00	0.00	100.00	0.00	100.00
01 1100 810 005 019	REG INSTR - DUES & FEES SPEECH/DRAMA BMS	150.00	0.00	0.00	0.00	150.00	0.00	150.00
01 1100 810 005 022	REG INSTR - DUES & FEES WORLD LANG BMS	100.00	0.00	0.00	0.00	100.00	0.00	100.00
01 1100 810 005 030	REG INSTR - DUES & FEES SOC STUD BMS	100.00	0.00	0.00	0.00	100.00	0.00	100.00
01 1100 810 005 040	REG INSTR - DUES & FEES MATH BMS	150.00	0.00	0.00	0.00	150.00	0.00	150.00
01 1100 810 005 050	REG INSTR - DUES & FEES T&L BMS	100.00	0.00	0.00	0.00	100.00	0.00	100.00
01 1100 810 005 054	REG INSTR - DUES & FEES COMPUTERS BMS	100.00	0.00	0.00	0.00	100.00	0.00	100.00
01 1100 810 005 060	REG INSTR - DUES & FEES PE/HEALTH BMS	100.00	0.00	0.00	0.00	100.00	0.00	100.00
01 1100 810 005 070	REG INSTR - DUES & FEES SCIENCE BMS	250.00	0.00	0.00	0.00	250.00	0.00	250.00
01 1100 810 005 080	REG INSTR - DUES & FEES ART BMS	250.00	0.00	90.00	36.00	160.00	0.00	160.00
01 1100 810 005 081	REG INSTR - DUES & FEES VOCAL MUSIC BMS	250.00	0.00	1,035.00	414.00	(785.00)	0.00	(785.00)
01 1100 810 005 082	REG INSTR - DUES & FEES INSTR MUSIC BMS	250.00	300.00	1,175.00	470.00	(925.00)	0.00	(925.00)
01 1100 810 005 083	REG INSTR - DUES & FEES GENERAL MUSIC BMS	100.00	0.00	160.00	160.00	(60.00)	0.00	(60.00)
01 1100 810 006	REG INSTR - DUES & FEES AP	5,000.00	0.00	1,225.00	24.50	3,775.00	0.00	3,775.00
01 1100 810 006 001	REG INSTR - DUES & FEES 1ST GRADE AP	0.00	0.00	486.00	0.00	(486.00)	0.00	(486.00)
01 1100 810 006 002	REG INSTR - DUES & FEES 2ND GRADE AP	0.00	0.00	720.00	0.00	(720.00)	0.00	(720.00)
01 1100 810 006 003	REG INSTR - DUES & FEES 3RD GRADE AP	0.00	0.00	414.00	0.00	(414.00)	0.00	(414.00)
01 1100 810 006 004	REG INSTR - DUES & FEES 4TH GRADE AP	0.00	0.00	0.00	0.00	0.00	0.00	0.00
01 1100 810 006 005	REG INSTR - DUES & FEES 5TH GRADE AP	0.00	0.00	0.00	0.00	0.00	0.00	0.00
01 1100 810 006 007	REG INSTR - DUES & FEES KDG AP	0.00	0.00	1,049.30	0.00	(1,049.30)	0.00	(1,049.30)
01 1100 810 006 060	REG INSTR - DUES & FEES PE AP	0.00	0.00	165.00	0.00	(165.00)	0.00	(165.00)
01 1100 810 006 080	REG INSTR - DUES & FEES ART AP	0.00	0.00	0.00	0.00	0.00	0.00	0.00
01 1100 810 006 081	REG INSTR - DUES & FEES VOCAL MUSIC AP	0.00	0.00	309.00	0.00	(309.00)	0.00	(309.00)
01 1100 810 006 082	REG INSTR - DUES & FEES INSTR MUSIC AP	0.00	0.00	0.00	0.00	0.00	0.00	0.00
01 1100 810 007	REG INSTR - DUES & FEES SE	5,000.00	0.00	1,300.00	26.00	3,700.00	0.00	3,700.00
01 1100 810 007 001	REG INSTR - DUES & FEES 1ST GRADE SE	0.00	0.00	0.00	0.00	0.00	0.00	0.00
01 1100 810 007 002	REG INSTR - DUES & FEES 2ND GRADE SE	0.00	0.00	0.00	0.00	0.00	0.00	0.00
01 1100 810 007 003	REG INSTR - DUES & FEES 3RD GRADE SE	0.00	0.00	0.00	0.00	0.00	277.77	(277.77)
01 1100 810 007 004	REG INSTR - DUES & FEES 4TH GRADE SE	0.00	0.00	300.00	0.00	(300.00)	0.00	(300.00)
01 1100 810 007 005	REG INSTR - DUES & FEES 5TH GRADE SE	0.00	0.00	0.00	0.00	0.00	0.00	0.00
01 1100 810 007 007	REG INSTR - DUES & FEES KDG SE	0.00	0.00	629.58	0.00	(629.58)	0.00	(629.58)
01 1100 810 007 060	REG INSTR - DUES & FEES PE SE	0.00	0.00	0.00	0.00	0.00	0.00	0.00
01 1100 810 007 080	REG INSTR - DUES & FEES ART SE	0.00	0.00	0.00	0.00	0.00	0.00	0.00
01 1100 810 007 081	REG INSTR - DUES & FEES VOCAL MUSIC SE	0.00	0.00	100.00	0.00	(100.00)	0.00	(100.00)
01 1100 810 007 082	REG INSTR - DUES & FEES INSTR MUSIC SE	0.00	0.00	0.00	0.00	0.00	0.00	0.00
01 1100 810 008	REG INSTR - DUES & FEES BSMS	5,000.00	0.00	1,200.00	24.00	3,800.00	0.00	3,800.00
01 1100 810 008 015	REG INSTR - DUES & FEES ENGLISH BSMS	100.00	0.00	0.00	0.00	100.00	0.00	100.00
01 1100 810 008 018	REG INSTR - DUES & FEES READING BSMS	100.00	0.00	50.00	100.00	50.00	50.00	0.00
01 1100 810 008 019	REG INSTR - DUES & FEES SPEECH/DRAMA BSMS	150.00	0.00	0.00	0.00	150.00	0.00	150.00
01 1100 810 008 022	REG INSTR - DUES & FEES WORLD LANG BSMS	100.00	0.00	0.00	0.00	100.00	0.00	100.00
01 1100 810 008 030	REG INSTR - DUES & FEES SOC STUD BSMS	100.00	0.00	150.00	150.00	(50.00)	0.00	(50.00)
01 1100 810 008 040	REG INSTR - DUES & FEES MATH BSMS	150.00	0.00	0.00	0.00	150.00	0.00	150.00
01 1100 810 008 050	REG INSTR - DUES & FEES T&L BSMS	100.00	0.00	0.00	0.00	100.00	0.00	100.00
01 1100 810 008 054	REG INSTR - DUES & FEES COMPUTERS BSMS	100.00	0.00	0.00	0.00	100.00	0.00	100.00
01 1100 810 008 060	REG INSTR - DUES & FEES PE/HEALTH BSMS	100.00	0.00	0.00	0.00	100.00	0.00	100.00
01 1100 810 008 070	REG INSTR - DUES & FEES SCIENCE BSMS	250.00	0.00	0.00	0.00	250.00	0.00	250.00
01 1100 810 008 080	REG INSTR - DUES & FEES ART BSMS	250.00	0.00	0.00	288.00	250.00	720.00	(470.00)
01 1100 810 008 081	REG INSTR - DUES & FEES VOCAL MUSIC BSMS	250.00	0.00	1,270.00	508.00	(1,020.00)	0.00	(1,020.00)
01 1100 810 008 082	REG INSTR - DUES & FEES INSTR MUSIC BSMS	250.00	137.00	1,072.00	428.80	(822.00)	0.00	(822.00)
01 1100 810 008 083	REG INSTR - DUES & FEES GENERAL MUSIC BSMS	100.00	0.00	0.00	0.00	100.00	0.00	100.00



Account Number	Account Description	Revised Budget	Expended During Month	Expenditures to Date	% of Budget	Balance at EOM	P/ O Outstanding	Unencumbered Balance
01 1100 890 005 030	REG INSTR - OTHER MISC SOC STUD BMS	0.00	0.00	0.00	0.00	0.00	0.00	0.00
01 1100 890 005 040	REG INSTR - OTHER MISC MATH BMS	0.00	0.00	0.00	0.00	0.00	0.00	0.00
01 1100 890 005 050	REG INSTR - OTHER MISC T&L BMS	0.00	0.00	0.00	0.00	0.00	0.00	0.00
01 1100 890 005 054	REG INSTR - OTHER MISC COMPUTERS BMS	0.00	0.00	0.00	0.00	0.00	0.00	0.00
01 1100 890 005 060	REG INSTR - OTHER MISC PE/HEALTH BMS	0.00	0.00	0.00	0.00	0.00	0.00	0.00
01 1100 890 005 070	REG INSTR - OTHER MISC SCIENCE BMS	0.00	0.00	0.00	0.00	0.00	0.00	0.00
01 1100 890 005 080	REG INSTR - OTHER MISC ART BMS	0.00	0.00	0.00	0.00	0.00	0.00	0.00
01 1100 890 005 081	REG INSTR - OTHER MISC VOCAL MUSIC BMS	0.00	0.00	0.00	0.00	0.00	0.00	0.00
01 1100 890 005 082	REG INSTR - OTHER MISC INSTR MUSIC BMS	0.00	0.00	159.20	0.00	(159.20)	0.00	(159.20)
01 1100 890 005 083	REG INSTR - OTHER MISC GENERAL MUSIC BMS	0.00	0.00	0.00	0.00	0.00	0.00	0.00
01 1100 890 006	REG INSTR - OTHER MISC AP	2,500.00	0.00	0.00	0.00	2,500.00	0.00	2,500.00
01 1100 890 006 001	REG INSTR - OTHER MISC 1ST GRADE AP	0.00	0.00	0.00	0.00	0.00	0.00	0.00
01 1100 890 006 002	REG INSTR - OTHER MISC 2ND GRADE AP	0.00	0.00	0.00	0.00	0.00	0.00	0.00
01 1100 890 006 003	REG INSTR - OTHER MISC 3RD GRADE AP	0.00	0.00	0.00	0.00	0.00	0.00	0.00
01 1100 890 006 004	REG INSTR - OTHER MISC 4TH GRADE AP	0.00	0.00	0.00	0.00	0.00	0.00	0.00
01 1100 890 006 005	REG INSTR - OTHER MISC 5TH GRADE AP	0.00	0.00	0.00	0.00	0.00	0.00	0.00
01 1100 890 006 007	REG INSTR - OTHER MISC KDG AP	0.00	0.00	0.00	0.00	0.00	0.00	0.00
01 1100 890 006 060	REG INSTR - OTHER MISC PE AP	0.00	0.00	0.00	0.00	0.00	0.00	0.00
01 1100 890 006 080	REG INSTR - OTHER MISC ART AP	0.00	0.00	0.00	0.00	0.00	0.00	0.00
01 1100 890 006 081	REG INSTR - OTHER MISC VOCAL MUSIC AP	0.00	0.00	0.00	0.00	0.00	0.00	0.00
01 1100 890 006 082	REG INSTR - OTHER MISC INSTR MUSIC AP	0.00	0.00	0.00	0.00	0.00	0.00	0.00
01 1100 890 007	REG INSTR - OTHER MISC SE	2,500.00	0.00	0.00	0.00	2,500.00	0.00	2,500.00
01 1100 890 007 001	REG INSTR - OTHER MISC 1ST GRADE SE	0.00	0.00	0.00	0.00	0.00	0.00	0.00
01 1100 890 007 002	REG INSTR - OTHER MISC 2ND GRADE SE	0.00	0.00	0.00	0.00	0.00	0.00	0.00
01 1100 890 007 003	REG INSTR - OTHER MISC 3RD GRADE SE	0.00	0.00	0.00	0.00	0.00	0.00	0.00
01 1100 890 007 004	REG INSTR - OTHER MISC 4TH GRADE SE	0.00	0.00	0.00	0.00	0.00	0.00	0.00
01 1100 890 007 005	REG INSTR - OTHER MISC 5TH GRADE SE	0.00	0.00	0.00	0.00	0.00	0.00	0.00
01 1100 890 007 007	REG INSTR - OTHER MISC KDG SE	0.00	0.00	0.00	0.00	0.00	0.00	0.00
01 1100 890 007 060	REG INSTR - OTHER MISC PE SE	0.00	0.00	0.00	0.00	0.00	0.00	0.00
01 1100 890 007 080	REG INSTR - OTHER MISC ART SE	0.00	0.00	0.00	0.00	0.00	0.00	0.00
01 1100 890 007 081	REG INSTR - OTHER MISC VOCAL MUSIC SE	0.00	0.00	0.00	0.00	0.00	0.00	0.00
01 1100 890 007 082	REG INSTR - OTHER MISC INSTR MUSIC SE	0.00	0.00	0.00	0.00	0.00	0.00	0.00
01 1100 890 008	REG INSTR - OTHER MISC BSMS	2,500.00	0.00	0.00	0.00	2,500.00	0.00	2,500.00
01 1100 890 008 015	REG INSTR - OTHER MISC ENGLISH BSMS	0.00	0.00	0.00	0.00	0.00	0.00	0.00
01 1100 890 008 018	REG INSTR - OTHER MISC READING BSMS	0.00	0.00	0.00	0.00	0.00	0.00	0.00
01 1100 890 008 019	REG INSTR - OTHER MISC SPEECH/DRAMA BSMS	0.00	0.00	0.00	0.00	0.00	0.00	0.00
01 1100 890 008 022	REG INSTR - OTHER MISC WORLD LANG BSMS	0.00	0.00	0.00	0.00	0.00	0.00	0.00
01 1100 890 008 030	REG INSTR - OTHER MISC SOC STUD BSMS	0.00	0.00	0.00	0.00	0.00	0.00	0.00
01 1100 890 008 040	REG INSTR - OTHER MISC MATH BSMS	0.00	0.00	0.00	0.00	0.00	0.00	0.00
01 1100 890 008 050	REG INSTR - OTHER MISC T&L BSMS	0.00	0.00	0.00	0.00	0.00	0.00	0.00
01 1100 890 008 054	REG INSTR - OTHER MISC COMPUTERS BSMS	0.00	0.00	0.00	0.00	0.00	0.00	0.00
01 1100 890 008 060	REG INSTR - OTHER MISC PE/HEALTH BSMS	0.00	0.00	0.00	0.00	0.00	0.00	0.00
01 1100 890 008 070	REG INSTR - OTHER MISC SCIENCE BSMS	0.00	0.00	0.00	0.00	0.00	0.00	0.00
01 1100 890 008 080	REG INSTR - OTHER MISC ART BSMS	0.00	0.00	0.00	0.00	0.00	0.00	0.00
01 1100 890 008 081	REG INSTR - OTHER MISC VOCAL MUSIC BSMS	0.00	0.00	0.00	0.00	0.00	0.00	0.00
01 1100 890 008 082	REG INSTR - OTHER MISC INSTR MUSIC BSMS	0.00	0.00	0.00	0.00	0.00	0.00	0.00
01 1100 890 008 083	REG INSTR - OTHER MISC GENERAL MUSIC BSMS	0.00	0.00	0.00	0.00	0.00	0.00	0.00
1100	REGULAR INSTRUCTIONAL PROGRAMS	26,003,001.00	1,906,251.27	14,768,430.59	58.05	11,234,570.41	325,379.99	10,909,190.42
1150	LIMITED ENGLISH PROF PROGRAMS							
01 1150 111 000	LEP - SALARIES NON-INSTR DIST	134,286.00	10,680.36	74,762.52	55.67	59,523.48	0.00	59,523.48
01 1150 112 000	LEP - SALARIES INSTR AIDES DIST	37,680.00	1,994.30	14,761.26	39.18	22,918.74	0.00	22,918.74
01 1150 151 000	LEP - ADD'L COMP TEACHERS DIST	229.00	1.33	9.31	4.07	219.69	0.00	219.69
01 1150 152 000	LEP - ADD'L COMP INSTR AIDES DIST	98.00	5.09	35.63	36.36	62.37	0.00	62.37
01 1150 211 000	LEP - GROUP INS TEACHERS DIST	2,690.00	117.28	820.96	30.52	1,869.04	0.00	1,869.04
01 1150 212 000	LEP - GROUP INS INSTR AIDES DIST	125.00	5.20	36.40	29.12	88.60	0.00	88.60



Account Number	Account Description	Revised Budget	Expended During Month	Expenditures to Date	% of Budget	Balance at EOM	P/ O Outstanding	Unencumbered Balance
01 1160 237 002	POVERTY - INCR RET CONTR BE	379.00	0.00	0.00	0.00	379.00	0.00	379.00
01 1160 237 003	POVERTY - INCR RET CONTR PC	0.00	0.00	0.00	0.00	0.00	0.00	0.00
01 1160 237 004	POVERTY - INCR RET CONTR HE	379.00	0.00	0.00	0.00	379.00	0.00	379.00
01 1160 237 005	POVERTY - INCR RET CONTR BMS	0.00	0.00	0.00	0.00	0.00	0.00	0.00
01 1160 237 006	POVERTY - INCR RET CONTR AP	0.00	0.00	0.00	0.00	0.00	0.00	0.00
01 1160 237 007	POVERTY - INCR RET CONTR SE	0.00	0.00	0.00	0.00	0.00	0.00	0.00
01 1160 237 008	POVERTY - INCR RET CONTR BSMS	0.00	0.00	0.00	0.00	0.00	0.00	0.00
01 1160 281 001	POVERTY - HEALTH BEN TEACHERS HS	0.00	0.00	0.00	0.00	0.00	0.00	0.00
01 1160 281 002	POVERTY - HEALTH BEN TEACHERS BE	193.00	0.00	0.00	0.00	193.00	0.00	193.00
01 1160 281 003	POVERTY - HEALTH BEN TEACHERS PC	0.00	0.00	0.00	0.00	0.00	0.00	0.00
01 1160 281 004	POVERTY - HEALTH BEN TEACHERS HE	0.00	0.00	0.00	0.00	0.00	0.00	0.00
01 1160 281 005	POVERTY - HEALTH BEN TEACHERS BMS	0.00	0.00	0.00	0.00	0.00	0.00	0.00
01 1160 281 006	POVERTY - HEALTH TEACHERS AP	0.00	0.00	0.00	0.00	0.00	0.00	0.00
01 1160 281 007	POVERTY - HEALTH TEACHERS SE	0.00	0.00	0.00	0.00	0.00	0.00	0.00
01 1160 281 008	POVERTY - HEALTH BEN TEACHERS BSMS	0.00	0.00	0.00	0.00	0.00	0.00	0.00
01 1160 340 002	POVERTY - OTHER PROF SERVICES BE	3,200.00	0.00	0.00	0.00	3,200.00	0.00	3,200.00
01 1160 340 006	POVERTY - OTHER PROF SERVICES AP	0.00	0.00	0.00	0.00	0.00	0.00	0.00
01 1160 610 002	POVERTY - SUPPLIES BE	500.00	0.00	0.00	0.00	500.00	0.00	500.00
01 1160 610 006	POVERTY - SUPPLIES AP	0.00	0.00	0.00	0.00	0.00	0.00	0.00
1160	PROVERTY PROGRAMS	47,553.00	0.00	0.00	0.00	47,553.00	0.00	47,553.00
1200	SPECIAL EDUCATION INSTRUCTIONAL PROGRAMS							
01 1200 110 000	SPED - SALARIES NON-INSTR DIST	43,056.00	13,027.56	73,829.04	171.47	(30,773.04)	0.00	(30,773.04)
01 1200 111 000	SPED - SALARIES TEACHERS DIST	176,321.00	8,672.12	60,704.84	34.43	115,616.16	0.00	115,616.16
01 1200 111 001	SPED - SALARIES TEACHERS HS	437,561.00	35,746.14	253,467.13	57.93	184,093.87	0.00	184,093.87
01 1200 111 002	SPED - SALARIES TEACHERS BE	135,233.00	11,269.38	78,885.66	58.33	56,347.34	0.00	56,347.34
01 1200 111 003	SPED - SALARIES TEACHERS PC	142,272.00	11,856.00	82,992.00	58.33	59,280.00	0.00	59,280.00
01 1200 111 004	SPED - SALARIES TEACHERS HE	201,923.00	16,981.25	118,868.75	58.87	83,054.25	0.00	83,054.25
01 1200 111 005	SPED - SALARIES TEACHERS BMS	213,772.00	17,814.88	124,704.16	58.34	89,067.84	0.00	89,067.84
01 1200 111 006	SPED - SALARIES TEACHERS AP	87,068.00	7,255.63	50,789.41	58.33	36,278.59	0.00	36,278.59
01 1200 111 007	SPED - SALARIES TEACHERS SE	102,258.00	8,338.72	58,116.07	56.83	44,141.93	0.00	44,141.93
01 1200 111 008	SPED - SALARIES TEACHERS BSMS	149,240.00	12,221.53	85,980.95	57.61	63,259.05	0.00	63,259.05
01 1200 112 000	SPED - SALARIES INSTR AIDES	43,056.00	0.00	0.00	0.00	43,056.00	0.00	43,056.00
01 1200 112 001	SPED - SALARIES INSTR AIDES HS	118,390.00	5,768.78	50,092.28	42.31	68,297.72	0.00	68,297.72
01 1200 112 002	SPED - SALARIES INSTR AIDES BE	96,700.00	8,145.33	49,973.89	51.68	46,726.11	0.00	46,726.11
01 1200 112 003	SPED - SALARIES INSTR AIDES PC	95,350.00	6,803.34	62,186.19	65.22	33,163.81	0.00	33,163.81
01 1200 112 004	SPED - SALARIES INSTR AIDES HE	110,155.00	10,293.79	63,785.55	57.91	46,369.45	0.00	46,369.45
01 1200 112 005	SPED - SALARIES INSTR AIDES BMS	120,000.00	7,519.76	53,115.43	44.26	66,884.57	0.00	66,884.57
01 1200 112 006	SPED - SALARIES INSTR AIDES AP	76,100.00	8,267.00	58,604.43	77.01	17,495.57	0.00	17,495.57
01 1200 112 007	SPED - SALARIES INSTR AIDES SE	53,500.00	1,786.99	24,492.41	45.78	29,007.59	0.00	29,007.59
01 1200 112 008	SPED - SALARIES INSTR AIDES BSMS	53,800.00	3,515.81	23,894.05	44.41	29,905.95	0.00	29,905.95
01 1200 122 001	SPED - SUB AIDES HS	2,500.00	0.00	0.00	0.00	2,500.00	0.00	2,500.00
01 1200 122 002	SPED - SUB AIDES BE	5,000.00	207.57	2,726.98	54.54	2,273.02	0.00	2,273.02
01 1200 122 003	SPED - SUB AIDES PC	4,000.00	739.01	2,253.28	56.33	1,746.72	0.00	1,746.72
01 1200 122 004	SPED - SUB AIDES HE	8,000.00	108.50	5,548.87	69.36	2,451.13	0.00	2,451.13
01 1200 122 005	SPED - SUB AIDES BMS	4,000.00	224.25	538.13	13.45	3,461.87	0.00	3,461.87
01 1200 122 006	SPED - SUB AIDES AP	5,000.00	235.47	1,357.54	27.15	3,642.46	0.00	3,642.46
01 1200 122 007	SPED - SUB AIDES SE	4,000.00	429.36	2,537.80	63.45	1,462.20	0.00	1,462.20
01 1200 122 008	SPED - SUB AIDES BSMS	4,000.00	0.00	424.35	10.61	3,575.65	0.00	3,575.65
01 1200 123 001	SPED - SUB TEACHERS HS	20,000.00	990.00	4,290.00	21.45	15,710.00	0.00	15,710.00
01 1200 123 002	SPED - SUB TEACHERS BE	5,000.00	441.29	853.79	17.08	4,146.21	0.00	4,146.21
01 1200 123 003	SPED - SUB TEACHERS PC	5,000.00	742.50	1,980.00	39.60	3,020.00	0.00	3,020.00
01 1200 123 004	SPED - SUB TEACHERS HE	5,000.00	247.50	2,145.00	42.90	2,855.00	0.00	2,855.00
01 1200 123 005	SPED - SUB TEACHERS BMS	5,000.00	660.00	3,630.00	72.60	1,370.00	0.00	1,370.00
01 1200 123 006	SPED - SUB TEACHERS AP	5,000.00	165.00	1,650.00	33.00	3,350.00	0.00	3,350.00
01 1200 123 007	SPED - SUB TEACHERS SE	5,000.00	165.00	3,882.50	77.65	1,117.50	0.00	1,117.50

Account Number	Account Description	Revised Budget	Expended During Month	Expenditures to Date	% of Budget	Balance at EOM	P/ O Outstanding	Unencumbered Balance
01 1200 123 008	SPED - SUB TEACHERS BSMS	5,000.00	0.00	2,392.50	47.85	2,607.50	0.00	2,607.50
01 1200 130 000	SPED - OT SALARIES NON-INSTR DIST	1,000.00	16.38	111.30	11.13	888.70	0.00	888.70
01 1200 132 004	SPED - OT SALARIES NON-INSTR HE	0.00	0.00	257.70	0.00	(257.70)	0.00	(257.70)
01 1200 150 000	SPED - ADD'L COMP NON-INSTR DIST	112.00	56.31	268.84	240.04	(156.84)	0.00	(156.84)
01 1200 151 000	SPED - ADD'L COMP TEACHERS DIST	458.00	22.55	1,053.85	230.10	(595.85)	0.00	(595.85)
01 1200 151 001	SPED - ADD'L COMP TEACHERS HS	2,917.00	160.07	1,522.00	52.18	1,395.00	0.00	1,395.00
01 1200 151 002	SPED - ADD'L COMP TEACHERS BE	1,631.00	35.47	258.48	15.85	1,372.52	0.00	1,372.52
01 1200 151 003	SPED - ADD'L COMP TEACHERS PC	1,070.00	30.83	415.81	38.86	654.19	0.00	654.19
01 1200 151 004	SPED - ADD'L COMP TEACHERS HE	1,025.00	44.15	1,913.61	186.69	(888.61)	0.00	(888.61)
01 1200 151 005	SPED - ADD'L COMP TEACHERS BMS	1,306.00	71.32	1,326.49	101.57	(20.49)	0.00	(20.49)
01 1200 151 006	SPED - ADD'L COMP TEACHERS AP	886.00	73.80	354.10	39.97	531.90	0.00	531.90
01 1200 151 007	SPED - ADD'L COMP TEACHERS SE	266.00	21.68	351.76	132.24	(85.76)	0.00	(85.76)
01 1200 151 008	SPED - ADD'L COMP TEACHERS BSMS	1,048.00	23.20	362.40	34.58	685.60	0.00	685.60
01 1200 152 000	SPED - ADD'L COMP AIDES	0.00	0.00	0.00	0.00	0.00	0.00	0.00
01 1200 152 001	SPED - ADD'L COMP AIDES HS	308.00	15.50	132.45	43.00	175.55	0.00	175.55
01 1200 152 002	SPED - ADD'L COMP AIDES BE	252.00	15.27	106.89	42.42	145.11	0.00	145.11
01 1200 152 003	SPED - ADD'L COMP AIDES PC	198.00	25.75	144.31	72.88	53.69	0.00	53.69
01 1200 152 004	SPED - ADD'L COMP AIDES HE	250.00	20.33	114.71	45.88	135.29	0.00	135.29
01 1200 152 005	SPED - ADD'L COMP AIDES BMS	312.00	20.70	144.90	46.44	167.10	0.00	167.10
01 1200 152 006	SPED - ADD'L COMP AIDES AP	198.00	2.63	18.41	9.30	179.59	0.00	179.59
01 1200 152 007	SPED - ADD'L COMP AIDES SE	139.00	4.86	48.60	34.96	90.40	0.00	90.40
01 1200 152 008	SPED - ADD'L COMP AIDES BSMS	140.00	10.29	72.03	51.45	67.97	0.00	67.97
01 1200 210 000	SPED - GROUP INS NON-INSTR DIST	63.00	2,749.16	14,451.02	22,938.13	(14,388.02)	0.00	(14,388.02)
01 1200 211 000	SPED - GROUP INS TEACHERS/PROF DIST	43,862.00	1,816.87	12,718.09	29.00	31,143.91	0.00	31,143.91
01 1200 211 001	SPED - GROUP INS TEACHERS HS	105,957.00	8,535.83	59,082.82	55.76	46,874.18	0.00	46,874.18
01 1200 211 002	SPED - GROUP INS TEACHERS BE	70,564.00	3,648.41	25,538.87	36.19	45,025.13	0.00	45,025.13
01 1200 211 003	SPED - GROUP INS TEACHERS PC	25,774.00	2,147.89	15,035.23	58.33	10,738.77	0.00	10,738.77
01 1200 211 004	SPED - GROUP INS TEACHERS HE	54,409.00	4,325.52	30,278.64	55.65	24,130.36	0.00	24,130.36
01 1200 211 005	SPED - GROUP INS TEACHERS BMS	72,966.00	4,830.43	33,813.01	46.34	39,152.99	0.00	39,152.99
01 1200 211 006	SPED - GROUP INS TEACHERS AP	12,888.00	717.25	5,020.75	38.96	7,867.25	0.00	7,867.25
01 1200 211 007	SPED - GROUP INS TEACHERS SE	19,173.00	1,565.74	10,960.18	57.16	8,212.82	0.00	8,212.82
01 1200 211 008	SPED - GROUP INS TEACHERS BSMS	28,759.00	1,602.90	11,220.30	39.01	17,538.70	0.00	17,538.70
01 1200 212 000	SPED - GROUP INS INSTR AIDES	0.00	0.00	0.00	0.00	0.00	0.00	0.00
01 1200 212 001	SPED - GROUP INS AIDES HS	375.00	15.60	150.80	40.21	224.20	0.00	224.20
01 1200 212 002	SPED - GROUP INS AIDES BE	312.00	21.39	130.59	41.86	181.41	0.00	181.41
01 1200 212 003	SPED - GROUP INS AIDES PC	375.00	26.00	154.99	41.33	220.01	0.00	220.01
01 1200 212 004	SPED - GROUP INS AIDES HE	375.00	621.98	3,130.70	834.85	(2,755.70)	0.00	(2,755.70)
01 1200 212 005	SPED - GROUP INS AIDES BMS	375.00	20.80	145.60	38.83	229.40	0.00	229.40
01 1200 212 006	SPED - GROUP INS AIDES AP	312.00	13.34	93.41	29.94	218.59	0.00	218.59
01 1200 212 007	SPED - GROUP INS AIDES SE	187.00	4.97	34.09	18.23	152.91	0.00	152.91
01 1200 212 008	SPED - GROUP INS AIDES BSMS	187.00	10.40	72.80	38.93	114.20	0.00	114.20
01 1200 220 000	SPED - SOC SEC NON-INSTR DIST	3,815.00	996.52	5,640.36	147.85	(1,825.36)	0.00	(1,825.36)
01 1200 221 000	SPED - SOC SEC TEACHERS DIST	13,524.00	657.85	4,673.48	34.56	8,850.52	0.00	8,850.52
01 1200 221 001	SPED - SOC SEC TEACHERS HS	34,133.00	2,761.38	19,687.21	57.68	14,445.79	0.00	14,445.79
01 1200 221 002	SPED - SOC SEC TEACHERS BE	11,342.00	805.71	5,640.80	49.73	5,701.20	0.00	5,701.20
01 1200 221 003	SPED - SOC SEC TEACHERS PC	11,838.00	981.01	6,882.42	58.14	4,955.58	0.00	4,955.58
01 1200 221 004	SPED - SOC SEC TEACHERS HE	15,526.00	1,297.69	9,206.60	59.30	6,319.40	0.00	6,319.40
01 1200 221 005	SPED - SOC SEC TEACHERS BMS	16,925.00	1,329.10	9,366.96	55.34	7,558.04	0.00	7,558.04
01 1200 221 006	SPED - SOC SEC TEACHERS AP	7,165.00	595.17	4,153.73	57.97	3,011.27	0.00	3,011.27
01 1200 221 007	SPED - SOC SEC TEACHERS SE	7,843.00	639.10	4,469.50	56.99	3,373.50	0.00	3,373.50
01 1200 221 008	SPED - SOC SEC TEACHERS BSMS	11,497.00	964.98	6,803.06	59.17	4,693.94	0.00	4,693.94
01 1200 222 000	SPED - SOC SEC INSTR AIDES	3,294.00	0.00	0.00	0.00	3,294.00	0.00	3,294.00
01 1200 222 001	SPED - SOC SEC AIDES HS	9,272.00	442.01	3,838.74	41.40	5,433.26	0.00	5,433.26
01 1200 222 002	SPED - SOC SEC AIDES BE	7,799.00	640.16	4,036.75	51.76	3,762.25	0.00	3,762.25
01 1200 222 003	SPED - SOC SEC AIDES PC	7,615.00	578.95	4,940.64	64.88	2,674.36	0.00	2,674.36

Account Number	Account Description	Revised Budget	Expended During Month	Expenditures to Date	% of Budget	Balance at EOM	P/ O Outstanding	Unencumbered Balance
01 1200 222 004	SPED - SOC SEC AIDES HE	9,058.00	797.33	5,332.58	58.87	3,725.42	0.00	3,725.42
01 1200 222 005	SPED - SOC SEC AIDES BMS	9,510.00	593.50	4,112.08	43.24	5,397.92	0.00	5,397.92
01 1200 222 006	SPED - SOC SEC AIDES AP	6,219.00	650.39	4,586.83	73.76	1,632.17	0.00	1,632.17
01 1200 222 007	SPED - SOC SEC AIDES SE	4,409.00	169.93	2,071.49	46.98	2,337.51	0.00	2,337.51
01 1200 222 008	SPED - SOC SEC AIDES BSMS	4,432.00	268.28	1,855.62	41.87	2,576.38	0.00	2,576.38
01 1200 223 001	SPED - SOC SEC SUB TEACHERS HS	1,530.00	75.72	328.12	21.45	1,201.88	0.00	1,201.88
01 1200 223 002	SPED - SOC SEC SUB TEACHERS BE	383.00	33.75	65.31	17.05	317.69	0.00	317.69
01 1200 223 003	SPED - SOC SEC SUB TEACHERS PC	383.00	56.80	151.48	39.55	231.52	0.00	231.52
01 1200 223 004	SPED - SOC SEC SUB TEACHERS HE	383.00	18.94	164.05	42.83	218.95	0.00	218.95
01 1200 223 005	SPED - SOC SEC SUB TEACHERS BMS	383.00	50.48	277.66	72.50	105.34	0.00	105.34
01 1200 223 006	SPED - SOC SEC SUB TEACHERS AP	383.00	12.62	126.27	32.97	256.73	0.00	256.73
01 1200 223 007	SPED - SOC SEC SUB TEACHERS SE	383.00	12.62	297.02	77.55	85.98	0.00	85.98
01 1200 223 008	SPED - SOC SEC SUB TEACHERS BSMS	383.00	0.00	183.04	47.79	199.96	0.00	199.96
01 1200 230 000	SPED - RETIREMENT NON-INSTR DIST	3,238.00	958.72	5,434.59	167.84	(2,196.59)	0.00	(2,196.59)
01 1200 231 000	SPED - RETIREMENT TEACHERS DIST	12,993.00	637.40	4,527.66	34.85	8,465.34	0.00	8,465.34
01 1200 231 001	SPED - RETIREMENT TEACHERS HS	32,375.00	2,632.73	18,696.01	57.75	13,678.99	0.00	13,678.99
01 1200 231 002	SPED - RETIREMENT TEACHERS BE	10,060.00	828.31	5,800.46	57.66	4,259.54	0.00	4,259.54
01 1200 231 003	SPED - RETIREMENT TEACHERS PC	10,536.00	871.42	6,114.63	58.04	4,421.37	0.00	4,421.37
01 1200 231 004	SPED - RETIREMENT TEACHERS HE	14,917.00	1,248.13	8,853.60	59.35	6,063.40	0.00	6,063.40
01 1200 231 005	SPED - RETIREMENT TEACHERS BMS	15,809.00	1,311.24	9,239.43	58.44	6,569.57	0.00	6,569.57
01 1200 231 006	SPED - RETIREMENT TEACHERS AP	6,465.00	536.96	3,746.82	57.96	2,718.18	0.00	2,718.18
01 1200 231 007	SPED - RETIREMENT TEACHERS SE	7,536.00	612.90	4,286.25	56.88	3,249.75	0.00	3,249.75
01 1200 231 008	SPED - RETIREMENT TEACHERS BSMS	11,046.00	898.29	6,334.35	57.35	4,711.65	0.00	4,711.65
01 1200 232 000	SPED - RETIREMENT INSTR AIDES	3,165.00	0.00	0.00	0.00	3,165.00	0.00	3,165.00
01 1200 232 001	SPED - RETIREMENT AIDES HS	8,702.00	424.01	3,643.17	41.87	5,058.83	0.00	5,058.83
01 1200 232 002	SPED - RETIREMENT AIDES BE	7,107.00	554.66	3,320.93	46.73	3,786.07	0.00	3,786.07
01 1200 232 003	SPED - RETIREMENT AIDES PC	7,008.00	482.13	4,488.68	64.05	2,519.32	0.00	2,519.32
01 1200 232 004	SPED - RETIREMENT AIDES HE	8,096.00	756.59	4,677.60	57.78	3,418.40	0.00	3,418.40
01 1200 232 005	SPED - RETIREMENT AIDES BMS	8,820.00	569.19	3,920.44	44.45	4,899.56	0.00	4,899.56
01 1200 232 006	SPED - RETIREMENT AIDES AP	5,593.00	419.32	3,107.24	55.56	2,485.76	0.00	2,485.76
01 1200 232 007	SPED - RETIREMENT AIDES SE	3,932.00	131.34	1,800.20	45.78	2,131.80	0.00	2,131.80
01 1200 232 008	SPED - RETIREMENT AIDES BSMS	3,954.00	258.42	1,756.23	44.42	2,197.77	0.00	2,197.77
01 1200 233 001	SPED - RETIREMENT SUB TEACHERS HS	100.00	0.00	0.00	0.00	100.00	0.00	100.00
01 1200 233 002	SPED - RETIREMENT SUB TEACHERS BE	100.00	0.00	0.00	0.00	100.00	0.00	100.00
01 1200 233 003	SPED - RETIREMENT SUB TEACHERS PC	100.00	0.00	0.00	0.00	100.00	0.00	100.00
01 1200 233 004	SPED - RETIREMENT SUB TEACHERS HE	100.00	0.00	0.00	0.00	100.00	0.00	100.00
01 1200 233 005	SPED - RETIREMENT SUB TEACHERS BMS	100.00	0.00	0.00	0.00	100.00	0.00	100.00
01 1200 233 006	SPED - RETIREMENT SUB TEACHERS AP	100.00	0.00	6.06	6.06	93.94	0.00	93.94
01 1200 233 007	SPED - RETIREMENT SUB TEACHERS SE	100.00	0.00	133.74	133.74	(33.74)	0.00	(33.74)
01 1200 233 008	SPED - RETIREMENT SUB TEACHERS BSMS	100.00	0.00	12.13	12.13	87.87	0.00	87.87
01 1200 237 000	SPED - INCR RET CONTR DIST	4,469.00	548.93	3,426.16	76.67	1,042.84	0.00	1,042.84
01 1200 237 001	SPED - INCR RET CONTR HS	14,127.00	1,051.27	7,682.91	54.38	6,444.09	0.00	6,444.09
01 1200 237 002	SPED - INCR RET CONTR BE	5,904.00	475.64	3,137.03	53.13	2,766.97	0.00	2,766.97
01 1200 237 003	SPED - INCR RET CONTR PC	6,034.00	465.51	3,646.68	60.44	2,387.32	0.00	2,387.32
01 1200 237 004	SPED - INCR RET CONTR HE	7,915.00	689.45	4,653.62	58.79	3,261.38	0.00	3,261.38
01 1200 237 005	SPED - INCR RET CONTR BMS	8,470.00	646.72	4,525.93	53.43	3,944.07	0.00	3,944.07
01 1200 237 006	SPED - INCR RET CONTR AP	4,147.00	328.89	2,359.27	56.89	1,787.73	0.00	1,787.73
01 1200 237 007	SPED - INCR RET CONTR SE	3,944.00	255.97	2,139.31	54.24	1,804.69	0.00	1,804.69
01 1200 237 008	SPED - INCR RET CONTR BSMS	5,159.00	397.81	2,786.67	54.02	2,372.33	0.00	2,372.33
01 1200 280 000	SPED - HEALTH BEN NON-INSTR DIST	5,700.00	475.00	3,325.00	58.33	2,375.00	0.00	2,375.00
01 1200 281 001	SPED - HEALTH BEN TEACHERS HS	5,700.00	1,243.90	7,237.80	126.98	(1,537.80)	0.00	(1,537.80)
01 1200 281 002	SPED - HEALTH BEN TEACHERS BE	11,400.00	0.00	0.00	0.00	11,400.00	0.00	11,400.00
01 1200 281 003	SPED - HEALTH BEN TEACHERS PC	11,400.00	950.00	6,650.00	58.33	4,750.00	0.00	4,750.00
01 1200 281 004	SPED - HEALTH BEN TEACHERS HE	0.00	208.52	1,459.64	0.00	(1,459.64)	0.00	(1,459.64)
01 1200 281 005	SPED - HEALTH BEN TEACHERS BMS	6,153.00	512.77	3,589.39	58.34	2,563.61	0.00	2,563.61

Regular; Processing Month 03/2023

Account Number	Account Description	Revised Budget	Expended During Month	Expenditures to Date	% of Budget	Balance at EOM	P/ O Outstanding	Unencumbered Balance
01 1200 281 006	SPED - HEALTH BEN TEACHERS AP	5,700.00	475.00	3,325.00	58.33	2,375.00	0.00	2,375.00
01 1200 281 007	SPED - HEALTH BEN TEACHERS SE	0.00	0.00	0.00	0.00	0.00	0.00	0.00
01 1200 281 008	SPED - HEALTH BEN TEACHERS BSMS	0.00	475.00	3,325.00	0.00	(3,325.00)	0.00	(3,325.00)
01 1200 320 001	SPED - PROF EDUCATIONAL SERVICES HS	1,000.00	0.00	0.00	0.00	1,000.00	0.00	1,000.00
01 1200 320 002	SPED - PROF EDUCATIONAL SERVICES BE	780.00	0.00	0.00	0.00	780.00	0.00	780.00
01 1200 320 003	SPED - PROF EDUCATIONAL SERVICES PC	780.00	0.00	0.00	0.00	780.00	0.00	780.00
01 1200 320 004	SPED - PROF EDUCATIONAL SERVICES HE	780.00	0.00	0.00	0.00	780.00	0.00	780.00
01 1200 320 005	SPED - PROF EDUCATIONAL SERVICES BMS	1,160.00	0.00	0.00	0.00	1,160.00	0.00	1,160.00
01 1200 320 006	SPED - PROF EDUCATIONAL SERVICES AP	780.00	0.00	0.00	0.00	780.00	0.00	780.00
01 1200 320 007	SPED - PROF EDUCATIONAL SERVICES SE	780.00	0.00	0.00	0.00	780.00	0.00	780.00
01 1200 320 008	SPED - PROF EDUCATIONAL SERVICES BSMS	1,160.00	0.00	0.00	0.00	1,160.00	0.00	1,160.00
01 1200 332 001	SPED - MILEAGE TO PARENTS HS	0.00	0.00	0.00	0.00	0.00	0.00	0.00
01 1200 334 000	SPED - MILEAGE TO PARENTS DIST	6,000.00	749.98	1,947.96	32.47	4,052.04	0.00	4,052.04
01 1200 334 001	SPED - MILEAGE TO PARENTS HS	0.00	328.16	2,369.09	0.00	(2,369.09)	0.00	(2,369.09)
01 1200 561 000 098	SPED - TUIT PD TO OTHER DIST DIST	10,000.00	2,850.00	8,878.00	88.78	1,122.00	0.00	1,122.00
01 1200 561 001 098	SPED - TUIT PD TO OTHER DIST HS	360,000.00	36,509.55	219,087.43	60.86	140,912.57	0.00	140,912.57
01 1200 561 001 099	SPED - TUIT PD TO ESU HS	0.00	0.00	0.00	0.00	0.00	0.00	0.00
01 1200 561 002 098	SPED - TUIT PD TO OTHER DIST BE	50,000.00	5,320.00	30,565.00	61.13	19,435.00	0.00	19,435.00
01 1200 561 002 099	SPED - TUIT PD TO ESU BE	0.00	0.00	0.00	0.00	0.00	0.00	0.00
01 1200 561 003 098	SPED - TUIT PD TO OTHER DIST PC	60,000.00	4,750.00	27,322.00	45.54	32,678.00	0.00	32,678.00
01 1200 561 003 099	SPED - TUIT PD TO ESU PC	0.00	0.00	0.00	0.00	0.00	0.00	0.00
01 1200 561 004 098	SPED - TUIT PD TO OTHER DIST HE	60,000.00	16,268.00	77,432.00	129.05	(17,432.00)	0.00	(17,432.00)
01 1200 561 004 099	SPED - TUIT PD TO ESU HE	0.00	0.00	0.00	0.00	0.00	0.00	0.00
01 1200 561 005 098	SPED - TUIT PD TO OTHER DIST BMS	45,000.00	4,370.00	23,675.00	52.61	21,325.00	0.00	21,325.00
01 1200 561 005 099	SPED - TUIT PD TO ESU BMS	0.00	0.00	0.00	0.00	0.00	0.00	0.00
01 1200 561 006 098	SPED - TUITION TO OTHER DIST AP	18,000.00	5,320.00	30,565.00	169.81	(12,565.00)	0.00	(12,565.00)
01 1200 561 006 099	SPED - TUIT PD TO ESU AP	0.00	0.00	0.00	0.00	0.00	0.00	0.00
01 1200 561 007 098	SPED - TUITION TO OTHER DIST SE	18,000.00	0.00	0.00	0.00	18,000.00	0.00	18,000.00
01 1200 561 007 099	SPED - TUIT PD TO ESU SE	0.00	0.00	0.00	0.00	0.00	0.00	0.00
01 1200 561 008 098	SPED - TUIT PD TO OTHER DIST BSMS	45,000.00	3,529.44	21,911.58	48.69	23,088.42	0.00	23,088.42
01 1200 561 008 099	SPED - TUIT PD TO ESU BSMS	0.00	0.00	0.00	0.00	0.00	0.00	0.00
01 1200 580 000	SPED - TRAVEL & MILEAGE DIST	4,000.00	2,115.86	5,050.00	141.83	(1,050.00)	623.13	(1,673.13)
01 1200 580 001	SPED - TRAVEL & MILEAGE HS	1,300.00	0.00	209.04	16.08	1,090.96	0.00	1,090.96
01 1200 580 002	SPED - TRAVEL & MILEAGE BE	1,300.00	0.00	0.00	0.00	1,300.00	0.00	1,300.00
01 1200 580 003	SPED - TRAVEL & MILEAGE PC	1,300.00	0.00	0.00	0.00	1,300.00	0.00	1,300.00
01 1200 580 004	SPED - TRAVEL & MILEAGE HE	1,300.00	0.00	0.00	0.00	1,300.00	0.00	1,300.00
01 1200 580 005	SPED - TRAVEL & MILEAGE BMS	3,000.00	0.00	26.38	0.88	2,973.62	0.00	2,973.62
01 1200 580 006	SPED - TRAVEL & MILEAGE AP	1,300.00	0.00	0.00	0.00	1,300.00	0.00	1,300.00
01 1200 580 007	SPED - TRAVEL & MILEAGE SE	1,300.00	0.00	0.00	0.00	1,300.00	0.00	1,300.00
01 1200 580 008	SPED - TRAVEL & MILEAGE BSMS	1,300.00	0.00	0.00	0.00	1,300.00	0.00	1,300.00
01 1200 590 000	SPED - PURCHASED SERVICES DIST	225,000.00	10,134.56	89,475.38	39.77	135,524.62	0.00	135,524.62
01 1200 590 001	SPED - PURCHASED SERVICES HS	50,000.00	0.00	0.00	0.00	50,000.00	0.00	50,000.00
01 1200 590 002	SPED - PURCHASED SERVICES BE	7,500.00	0.00	0.00	0.00	7,500.00	0.00	7,500.00
01 1200 590 003	SPED - PURCHASED SERVICES PC	7,500.00	0.00	0.00	0.00	7,500.00	0.00	7,500.00
01 1200 590 004	SPED - PURCHASED SERVICES HE	7,500.00	0.00	0.00	0.00	7,500.00	0.00	7,500.00
01 1200 590 005	SPED - PURCHASED SERVICES BMS	7,500.00	40.00	90.00	8.13	7,410.00	520.00	6,890.00
01 1200 590 006	SPED - PURCHASED SERVICES AP	7,500.00	65.00	552.50	7.37	6,947.50	0.00	6,947.50
01 1200 590 007	SPED - PURCHASED SERVICES SE	7,500.00	0.00	0.00	0.00	7,500.00	0.00	7,500.00
01 1200 590 008	SPED - PURCHASED SERVICES BSMS	7,500.00	0.00	0.00	0.00	7,500.00	0.00	7,500.00
01 1200 610 000	SPED - SUPPLIES DIST	3,000.00	0.00	2,991.62	99.72	8.38	0.00	8.38
01 1200 610 001	SPED - SUPPLIES HS	4,100.00	358.74	3,516.93	87.34	583.07	63.98	519.09
01 1200 610 001 611	SPED - TESTING SUPPLIES HS	1,300.00	0.00	0.00	0.00	1,300.00	0.00	1,300.00
01 1200 610 002	SPED - SUPPLIES BE	500.00	0.00	1,622.45	332.72	(1,122.45)	41.14	(1,163.59)
01 1200 610 002 611	SPED - TESTING SUPPLIES BE	1,300.00	0.00	0.00	0.00	1,300.00	0.00	1,300.00
01 1200 610 003	SPED - SUPPLIES PC	2,950.00	223.56	1,123.49	39.15	1,826.51	31.48	1,795.03

Account Number	Account Description	Revised Budget	Expended During Month	Expenditures to Date	% of Budget	Balance at EOM	P/ O Outstanding	Unencumbered Balance
01 1200 610 003 611	SPED - TESTING SUPPLIES PC	500.00	0.00	0.00	0.00	500.00	0.00	500.00
01 1200 610 004	SPED - SUPPLIES HE	2,900.00	77.56	4,032.02	143.92	(1,132.02)	141.66	(1,273.68)
01 1200 610 004 611	SPED - TESTING SUPPLIES HE	500.00	0.00	0.00	0.00	500.00	0.00	500.00
01 1200 610 005	SPED - SUPPLIES BMS	3,900.00	0.00	1,045.03	26.80	2,854.97	0.00	2,854.97
01 1200 610 005 611	SPED - TESTING SUPPLIES BMS	1,200.00	0.00	0.00	0.00	1,200.00	0.00	1,200.00
01 1200 610 006	SPED - SUPPLIES AP	2,900.00	0.00	1,877.04	65.10	1,022.96	10.96	1,012.00
01 1200 610 006 611	SPED - TESTING SUPPLIES AP	500.00	0.00	0.00	0.00	500.00	0.00	500.00
01 1200 610 007	SPED - SUPPLIES SE	2,900.00	45.58	5,550.52	194.95	(2,650.52)	103.14	(2,753.66)
01 1200 610 007 611	SPED - TESTING SUPPLIES SE	500.00	0.00	0.00	0.00	500.00	0.00	500.00
01 1200 610 008	SPED - SUPPLIES BSMS	2,900.00	120.68	1,819.81	62.75	1,080.19	0.00	1,080.19
01 1200 610 008 611	SPED - TESTING SUPPLIES BSMS	500.00	0.00	0.00	0.00	500.00	0.00	500.00
01 1200 640 000	SPED - BOOKS & PER DIST	7,500.00	0.00	0.00	0.00	7,500.00	0.00	7,500.00
01 1200 640 001	SPED - BOOKS & PER HS	3,350.00	0.00	0.00	0.00	3,350.00	0.00	3,350.00
01 1200 640 002	SPED - BOOKS & PER BE	1,000.00	0.00	0.00	0.00	1,000.00	0.00	1,000.00
01 1200 640 003	SPED - BOOKS & PER PC	1,000.00	0.00	208.65	20.87	791.35	0.00	791.35
01 1200 640 004	SPED - BOOKS & PER HE	1,000.00	0.00	0.00	0.00	1,000.00	0.00	1,000.00
01 1200 640 005	SPED - BOOKS & PER BMS	1,750.00	0.00	0.00	0.00	1,750.00	0.00	1,750.00
01 1200 640 006	SPED - BOOKS & PER AP	1,000.00	0.00	0.00	0.00	1,000.00	0.00	1,000.00
01 1200 640 007	SPED - BOOKS & PER SE	1,000.00	0.00	0.00	0.00	1,000.00	0.00	1,000.00
01 1200 640 008	SPED - BOOKS & PER BSMS	1,750.00	0.00	0.00	0.00	1,750.00	0.00	1,750.00
01 1200 650 001	SPED - SUPPLIES TECH-REL HS	50.00	622.25	622.25	1,244.50	(572.25)	0.00	(572.25)
01 1200 650 002	SPED - SUPPLIES TECH-REL BE	25.00	0.00	0.00	0.00	25.00	0.00	25.00
01 1200 650 003	SPED - SUPPLIES TECH-REL PC	25.00	0.00	0.00	0.00	25.00	0.00	25.00
01 1200 650 004	SPED - SUPPLIES TECH-REL HE	25.00	0.00	0.00	0.00	25.00	0.00	25.00
01 1200 650 005	SPED - SUPPLIES TECH-REL BMS	50.00	0.00	0.00	0.00	50.00	0.00	50.00
01 1200 650 006	SPED - SUPPLIES TECH-REL AP	25.00	0.00	0.00	0.00	25.00	0.00	25.00
01 1200 650 007	SPED - SUPPLIES TECH-REL SE	25.00	0.00	0.00	0.00	25.00	0.00	25.00
01 1200 650 008	SPED - SUPPLIES TECH-REL BSMS	50.00	0.00	0.00	0.00	50.00	0.00	50.00
01 1200 733 001	SPED - FURN & EQUIP HS	1,125.00	0.00	0.00	0.00	1,125.00	0.00	1,125.00
01 1200 733 002	SPED - FURN & EQUIP BE	625.00	0.00	0.00	0.00	625.00	0.00	625.00
01 1200 733 003	SPED - FURN & EQUIP PC	625.00	0.00	0.00	0.00	625.00	0.00	625.00
01 1200 733 004	SPED - FURN & EQUIP HE	625.00	0.00	129.79	20.77	495.21	0.00	495.21
01 1200 733 005	SPED - FURN & EQUIP BMS	1,625.00	0.00	0.00	0.00	1,625.00	0.00	1,625.00
01 1200 733 006	SPED - FURN & EQUIP AP	625.00	0.00	0.00	0.00	625.00	0.00	625.00
01 1200 733 007	SPED - FURN & EQUIP SE	625.00	0.00	81.69	18.51	543.31	33.99	509.32
01 1200 733 008	SPED - FURN & EQUIP BSMS	1,625.00	0.00	0.00	0.00	1,625.00	0.00	1,625.00
01 1200 734 001	SPED - HARDWARE HS	1,000.00	0.00	0.00	0.00	1,000.00	0.00	1,000.00
01 1200 734 002	SPED - HARDWARE BE	1,000.00	0.00	0.00	0.00	1,000.00	0.00	1,000.00
01 1200 734 003	SPED - HARDWARE PC	1,000.00	0.00	0.00	0.00	1,000.00	0.00	1,000.00
01 1200 734 004	SPED - HARDWARE HE	1,000.00	0.00	0.00	0.00	1,000.00	0.00	1,000.00
01 1200 734 005	SPED - HARDWARE BMS	1,000.00	0.00	0.00	0.00	1,000.00	0.00	1,000.00
01 1200 734 006	SPED - HARDWARE AP	1,000.00	0.00	0.00	0.00	1,000.00	0.00	1,000.00
01 1200 734 007	SPED - HARDWARE SE	1,000.00	0.00	0.00	0.00	1,000.00	0.00	1,000.00
01 1200 734 008	SPED - HARDWARE BSMS	1,000.00	0.00	0.00	0.00	1,000.00	0.00	1,000.00
01 1200 735 000	SPED - SOFTWARE DIST	4,000.00	0.00	429.00	10.73	3,571.00	0.00	3,571.00
01 1200 735 001	SPED - SOFTWARE HS	100.00	0.00	0.00	0.00	100.00	0.00	100.00
01 1200 735 002	SPED - SOFTWARE BE	100.00	0.00	349.00	349.00	(249.00)	0.00	(249.00)
01 1200 735 003	SPED - SOFTWARE PC	100.00	0.00	349.00	349.00	(249.00)	0.00	(249.00)
01 1200 735 004	SPED - SOFTWARE HE	100.00	0.00	349.00	349.00	(249.00)	0.00	(249.00)
01 1200 735 005	SPED - SOFTWARE BMS	100.00	0.00	0.00	0.00	100.00	0.00	100.00
01 1200 735 006	SPED - SOFTWARE AP	100.00	0.00	349.00	349.00	(249.00)	0.00	(249.00)
01 1200 735 007	SPED - SOFTWARE SE	100.00	0.00	0.00	0.00	100.00	0.00	100.00
01 1200 735 008	SPED - SOFTWARE BSMS	100.00	0.00	85.00	85.00	15.00	0.00	15.00
01 1200 810 000	SPED - DUES & FEES DIST	5,500.00	365.00	3,764.80	91.00	1,735.20	1,240.00	495.20
01 1200 810 001	SPED - DUES & FEES HS	2,100.00	0.00	0.00	0.00	2,100.00	0.00	2,100.00

Account Number	Account Description	Revised Budget	Expended During Month	Expenditures to Date	% of Budget	Balance at EOM	P/ O Outstanding	Unencumbered Balance
01 1200 810 002	SPED - DUES & FEES BE	1,350.00	0.00	0.00	0.00	1,350.00	0.00	1,350.00
01 1200 810 003	SPED - DUES & FEES PC	1,350.00	0.00	0.00	0.00	1,350.00	0.00	1,350.00
01 1200 810 004	SPED - DUES & FEES HE	1,350.00	0.00	0.00	0.00	1,350.00	0.00	1,350.00
01 1200 810 005	SPED - DUES & FEES BMS	2,250.00	0.00	55.00	3.11	2,195.00	15.00	2,180.00
01 1200 810 006	SPED - DUES & FEES AP	1,350.00	0.00	138.45	10.26	1,211.55	0.00	1,211.55
01 1200 810 007	SPED - DUES & FEES SE	1,350.00	0.00	150.00	11.11	1,200.00	0.00	1,200.00
01 1200 810 008	SPED - DUES & FEES BSMS	2,250.00	0.00	55.00	2.44	2,195.00	0.00	2,195.00
01 1200 890 000	SPED - OTHER MISC DIST	100.00	0.00	0.00	0.00	100.00	0.00	100.00
01 1200 890 001	SPED - OTHER MISC HS	550.00	0.00	0.00	0.00	550.00	0.00	550.00
01 1200 890 002	SPED - OTHER MISC BE	230.00	0.00	0.00	0.00	230.00	0.00	230.00
01 1200 890 003	SPED - OTHER MISC PC	240.00	0.00	0.00	0.00	240.00	0.00	240.00
01 1200 890 004	SPED - OTHER MISC HE	230.00	0.00	0.00	0.00	230.00	0.00	230.00
01 1200 890 005	SPED - OTHER MISC BMS	250.00	0.00	110.00	44.00	140.00	0.00	140.00
01 1200 890 006	SPED - OTHER MISC AP	250.00	0.00	0.00	0.00	250.00	0.00	250.00
01 1200 890 007	SPED - OTHER MISC SE	250.00	0.00	0.00	0.00	250.00	0.00	250.00
01 1200 890 008	SPED - OTHER MISC BSMS	250.00	0.00	0.00	0.00	250.00	0.00	250.00
1200	SPECIAL EDUCATION INSTRUCTIONAL PROGRAMS	4,601,780.00	366,911.08	2,483,725.84	54.03	2,118,054.16	2,824.48	2,115,229.68
1300	SUMMER SCHOOL							
01 1300 111 001	SUMM SCHOOL - SALARIES TEACHERS HS	15,000.00	0.00	0.00	0.00	15,000.00	0.00	15,000.00
01 1300 111 002	SUMM SCHOOL - SALARIES TEACHERS BE	0.00	0.00	0.00	0.00	0.00	0.00	0.00
01 1300 111 003	SUMM SCHOOL - SALARIES TEACHERS PC	40,000.00	0.00	0.00	0.00	40,000.00	0.00	40,000.00
01 1300 111 004	SUMM SCHOOL - SALARIES TEACHERS HE	0.00	364.00	657.00	0.00	(657.00)	0.00	(657.00)
01 1300 111 005	SUMM SCHOOL - SALARIES TEACHERS BMS	22,500.00	112.00	112.00	0.50	22,388.00	0.00	22,388.00
01 1300 111 006	SUMM SCHOOL - SALARIES TEACHERS AP	0.00	0.00	0.00	0.00	0.00	0.00	0.00
01 1300 111 007	SUMM SCHOOL - SALARIES TEACHERS SE	40,000.00	154.00	322.00	0.81	39,678.00	0.00	39,678.00
01 1300 111 008	SUMM SCHOOL - SALARIES TEACHERS BSMS	22,500.00	0.00	0.00	0.00	22,500.00	0.00	22,500.00
01 1300 112 001	SUMM SCHOOL - SALARIES INSTR AIDES HS	1,500.00	0.00	0.00	0.00	1,500.00	0.00	1,500.00
01 1300 112 002	SUMM SCHOOL - SALARIES INSTR AIDES BE	0.00	0.00	0.00	0.00	0.00	0.00	0.00
01 1300 112 003	SUMM SCHOOL - SALARIES INSTR AIDES PC	4,000.00	0.00	0.00	0.00	4,000.00	0.00	4,000.00
01 1300 112 004	SUMM SCHOOL - SALARIES INSTR AIDES HE	0.00	0.00	0.00	0.00	0.00	0.00	0.00
01 1300 112 005	SUMM SCHOOL - SALARIES INSTR AIDES BMS	4,000.00	0.00	0.00	0.00	4,000.00	0.00	4,000.00
01 1300 112 006	SUMM SCHOOL - SALARIES INSTR AIDES AP	0.00	0.00	0.00	0.00	0.00	0.00	0.00
01 1300 112 007	SUMM SCHOOL - SALARIES INSTR AIDES SE	4,000.00	0.00	0.00	0.00	4,000.00	0.00	4,000.00
01 1300 112 008	SUMM SCHOOL - SALARIES INSTR AIDES BSMS	4,000.00	0.00	0.00	0.00	4,000.00	0.00	4,000.00
01 1300 221 001	SUMM SCHOOL - SOC SEC TEACHERS HS	1,148.00	0.00	0.00	0.00	1,148.00	0.00	1,148.00
01 1300 221 002	SUMM SCHOOL - SOC SEC TEACHERS BE	0.00	0.00	0.00	0.00	0.00	0.00	0.00
01 1300 221 003	SUMM SCHOOL - SOC SEC TEACHERS PC	3,060.00	0.00	0.00	0.00	3,060.00	0.00	3,060.00
01 1300 221 004	SUMM SCHOOL - SOC SEC TEACHERS HE	0.00	27.85	50.25	0.00	(50.25)	0.00	(50.25)
01 1300 221 005	SUMM SCHOOL - SOC SEC TEACHERS BMS	1,720.00	8.57	8.57	0.50	1,711.43	0.00	1,711.43
01 1300 221 006	SUMM SCHOOL - SOC SEC TEACHERS AP	0.00	0.00	0.00	0.00	0.00	0.00	0.00
01 1300 221 007	SUMM SCHOOL - SOC SEC TEACHERS SE	3,060.00	11.77	24.62	0.80	3,035.38	0.00	3,035.38
01 1300 221 008	SUMM SCHOOL - SOC SEC TEACHERS BSMS	1,721.00	0.00	0.00	0.00	1,721.00	0.00	1,721.00
01 1300 222 001	SUMM SCHOOL - SOC SEC AIDES HS	115.00	0.00	0.00	0.00	115.00	0.00	115.00
01 1300 222 002	SUMM SCHOOL - SOC SEC AIDES BE	0.00	0.00	0.00	0.00	0.00	0.00	0.00
01 1300 222 003	SUMM SCHOOL - SOC SEC AIDES PC	306.00	0.00	0.00	0.00	306.00	0.00	306.00
01 1300 222 004	SUMM SCHOOL - SOC SEC AIDES HE	0.00	0.00	0.00	0.00	0.00	0.00	0.00
01 1300 222 005	SUMM SCHOOL - SOC SEC AIDES BMS	306.00	0.00	0.00	0.00	306.00	0.00	306.00
01 1300 222 006	SUMM SCHOOL - SOC SEC AIDES AP	0.00	0.00	0.00	0.00	0.00	0.00	0.00
01 1300 222 007	SUMM SCHOOL - SOC SEC AIDES SE	306.00	0.00	0.00	0.00	306.00	0.00	306.00
01 1300 222 008	SUMM SCHOOL - SOC SEC AIDES BSMS	306.00	0.00	0.00	0.00	306.00	0.00	306.00
01 1300 231 001	SUMM SCHOOL - RETIREMENT TEACHERS HS	1,103.00	0.00	0.00	0.00	1,103.00	0.00	1,103.00
01 1300 231 002	SUMM SCHOOL - RETIREMENT TEACHERS BE	0.00	0.00	0.00	0.00	0.00	0.00	0.00
01 1300 231 003	SUMM SCHOOL - RETIREMENT TEACHERS PC	2,940.00	0.00	0.00	0.00	2,940.00	0.00	2,940.00
01 1300 231 004	SUMM SCHOOL - RETIREMENT TEACHERS HE	0.00	26.75	48.27	0.00	(48.27)	0.00	(48.27)
01 1300 231 005	SUMM SCHOOL - RETIREMENT TEACHERS BMS	1,654.00	8.23	8.23	0.50	1,645.77	0.00	1,645.77

Account Number	Account Description	Revised Budget	Expended During Month	Expenditures to Date	% of Budget	Balance at EOM	P/ O Outstanding	Unencumbered Balance
01 1300 231 006	SUMM SCHOOL - RETIREMENT TEACHERS AP	0.00	0.00	0.00	0.00	0.00	0.00	0.00
01 1300 231 007	SUMM SCHOOL - RETIREMENT TEACHERS SE	2,940.00	11.32	23.67	0.81	2,916.33	0.00	2,916.33
01 1300 231 008	SUMM SCHOOL - RETIREMENT TEACHERS BSMS	1,654.00	0.00	0.00	0.00	1,654.00	0.00	1,654.00
01 1300 232 001	SUMM SCHOOL - RETIREMENT AIDES HS	0.00	0.00	0.00	0.00	0.00	0.00	0.00
01 1300 232 002	SUMM SCHOOL - RETIREMENT AIDES BE	0.00	0.00	0.00	0.00	0.00	0.00	0.00
01 1300 232 003	SUMM SCHOOL - RETIREMENT AIDES PC	294.00	0.00	0.00	0.00	294.00	0.00	294.00
01 1300 232 004	SUMM SCHOOL - RETIREMENT AIDES HE	0.00	0.00	0.00	0.00	0.00	0.00	0.00
01 1300 232 005	SUMM SCHOOL - RETIREMENT AIDES BMS	294.00	0.00	0.00	0.00	294.00	0.00	294.00
01 1300 232 006	SUMM SCHOOL - RETIREMENT AIDES AP	0.00	0.00	0.00	0.00	0.00	0.00	0.00
01 1300 232 007	SUMM SCHOOL - RETIREMENT AIDES SE	294.00	0.00	0.00	0.00	294.00	0.00	294.00
01 1300 232 008	SUMM SCHOOL - RETIREMENT AIDES BSMS	294.00	0.00	0.00	0.00	294.00	0.00	294.00
01 1300 237 001	SUMM SCHOOL - INCR RET CONTR HS	417.00	0.00	0.00	0.00	417.00	0.00	417.00
01 1300 237 002	SUMM SCHOOL - INCR RET CONTR BE	0.00	0.00	0.00	0.00	0.00	0.00	0.00
01 1300 237 003	SUMM SCHOOL - INCR RET CONTR PC	1,112.00	0.00	0.00	0.00	1,112.00	0.00	1,112.00
01 1300 237 004	SUMM SCHOOL - INCR RET CONTR HE	0.00	9.20	16.61	0.00	(16.61)	0.00	(16.61)
01 1300 237 005	SUMM SCHOOL - INCR RET CONTR BMS	670.00	2.84	2.84	0.42	667.16	0.00	667.16
01 1300 237 006	SUMM SCHOOL - INCR RET CONTR AP	0.00	0.00	0.00	0.00	0.00	0.00	0.00
01 1300 237 007	SUMM SCHOOL - INCR RET CONTR SE	1,112.00	3.89	8.14	0.73	1,103.86	0.00	1,103.86
01 1300 237 008	SUMM SCHOOL - INCR RET CONTR BSMS	670.00	0.00	0.00	0.00	670.00	0.00	670.00
01 1300 580 001	SUMM SCHOOL - TRAVEL & MILEAGE HS	0.00	0.00	0.00	0.00	0.00	0.00	0.00
01 1300 610 001	SUMM SCHOOL - SUPPLIES HS	1,000.00	0.00	0.00	0.00	1,000.00	0.00	1,000.00
01 1300 610 002	SUMM SCHOOL - SUPPLIES BE	1,000.00	0.00	0.00	1.00	1,000.00	9.99	990.01
01 1300 610 003	SUMM SCHOOL - SUPPLIES PC	1,000.00	0.00	1,102.25	114.55	(102.25)	43.23	(145.48)
01 1300 610 004	SUMM SCHOOL - SUPPLIES HE	1,000.00	0.00	0.00	0.00	1,000.00	0.00	1,000.00
01 1300 610 005	SUMM SCHOOL - SUPPLIES BMS	1,000.00	0.00	0.00	0.00	1,000.00	0.00	1,000.00
01 1300 610 006	SUMM SCHOOL - SUPPLIES AP	1,000.00	0.00	0.00	7.46	1,000.00	74.61	925.39
01 1300 610 007	SUMM SCHOOL - SUPPLIES SE	1,000.00	0.00	0.00	0.00	1,000.00	0.00	1,000.00
01 1300 610 008	SUMM SCHOOL - SUPPLIES BSMS	1,000.00	0.00	0.00	0.00	1,000.00	0.00	1,000.00
01 1300 640 001	SUMM SCHOOL - BOOKS & PER HS	100.00	0.00	0.00	0.00	100.00	0.00	100.00
01 1300 640 002	SUMM SCHOOL - BOOKS & PER BE	100.00	0.00	0.00	0.00	100.00	0.00	100.00
01 1300 640 003	SUMM SCHOOL - BOOKS & PER PC	100.00	0.00	0.00	0.00	100.00	0.00	100.00
01 1300 640 004	SUMM SCHOOL - BOOKS & PER HE	100.00	0.00	0.00	0.00	100.00	0.00	100.00
01 1300 640 005	SUMM SCHOOL - BOOKS & PER BMS	100.00	0.00	0.00	0.00	100.00	0.00	100.00
01 1300 640 006	SUMM SCHOOL - BOOKS & PER AP	100.00	0.00	0.00	0.00	100.00	0.00	100.00
01 1300 640 007	SUMM SCHOOL - BOOKS & PER SE	100.00	0.00	0.00	0.00	100.00	0.00	100.00
01 1300 640 008	SUMM SCHOOL - BOOKS & PER BSMS	100.00	0.00	0.00	0.00	100.00	0.00	100.00
01 1300 810 001	SUMM SCHOOL - DUES & FEES HS	250.00	0.00	0.00	0.00	250.00	0.00	250.00
01 1300 810 002	SUMM SCHOOL - DUES & FEES BE	250.00	0.00	0.00	0.00	250.00	0.00	250.00
01 1300 810 003	SUMM SCHOOL - DUES & FEES PC	250.00	0.00	0.00	0.00	250.00	0.00	250.00
01 1300 810 004	SUMM SCHOOL - DUES & FEES HE	250.00	0.00	0.00	0.00	250.00	0.00	250.00
01 1300 810 005	SUMM SCHOOL - DUES & FEES BMS	250.00	0.00	0.00	0.00	250.00	0.00	250.00
01 1300 810 006	SUMM SCHOOL - DUES & FEES AP	250.00	0.00	0.00	0.00	250.00	0.00	250.00
01 1300 810 007	SUMM SCHOOL - DUES & FEES SE	250.00	0.00	0.00	0.00	250.00	0.00	250.00
01 1300 810 008	SUMM SCHOOL - DUES & FEES BSMS	250.00	0.00	0.00	0.00	250.00	0.00	250.00
1300	SUMMER SCHOOL	195,796.00	740.42	2,384.45	1.28	193,411.55	127.83	193,283.72
2120	GUIDANCE SERVICES							
01 2120 110 001	GUIDANCE - SALARIES NON-INSTR HS	15,750.00	1,825.86	14,479.32	91.93	1,270.68	0.00	1,270.68
01 2120 110 005	GUIDANCE - SALARIES NON-INSTR BMS	0.00	0.00	0.00	0.00	0.00	0.00	0.00
01 2120 111 001	GUIDANCE - SALARIES TEACHERS HS	233,072.00	24,888.57	173,101.50	74.27	59,970.50	0.00	59,970.50
01 2120 111 002	GUIDANCE - SALARIES TEACHERS BE	62,077.00	5,335.73	37,350.11	60.17	24,726.89	0.00	24,726.89
01 2120 111 003	GUIDANCE - SALARIES TEACHERS PC	66,371.00	5,530.94	38,716.58	58.33	27,654.42	0.00	27,654.42
01 2120 111 004	GUIDANCE - SALARIES TEACHERS HE	65,590.00	0.00	0.00	0.00	65,590.00	0.00	65,590.00
01 2120 111 005	GUIDANCE - SALARIES TEACHERS BMS	80,016.00	7,146.73	50,027.11	62.52	29,988.89	0.00	29,988.89
01 2120 111 006	GUIDANCE - SALARIES TEACHERS AP	49,974.00	4,164.47	29,151.29	58.33	20,822.71	0.00	20,822.71
01 2120 111 007	GUIDANCE - SALARIES TEACHERS SE	54,659.00	4,554.89	31,884.23	58.33	22,774.77	0.00	22,774.77



Account Number	Account Description	Revised Budget	Expended During Month	Expenditures to Date	% of Budget	Balance at EOM	P/ O Outstanding	Unencumbered Balance
01 2120 281 001	GUIDANCE - HEALTH BEN TEACHERS HS	3,527.00	587.80	4,114.60	116.66	(587.60)	0.00	(587.60)
01 2120 281 002	GUIDANCE - HEALTH BEN TEACHERS BE	0.00	0.00	0.00	0.00	0.00	0.00	0.00
01 2120 281 003	GUIDANCE - HEALTH BEN TEACHERS PC	5,700.00	475.00	3,325.00	58.33	2,375.00	0.00	2,375.00
01 2120 281 004	GUIDANCE - HEALTH BEN TEACHERS HE	0.00	0.00	0.00	0.00	0.00	0.00	0.00
01 2120 281 005	GUIDANCE - HEALTH BEN TEACHERS BMS	0.00	0.00	0.00	0.00	0.00	0.00	0.00
01 2120 281 006	GUIDANCE - HEALTH BEN TEACHERS AP	5,700.00	475.00	3,325.00	58.33	2,375.00	0.00	2,375.00
01 2120 281 007	GUIDANCE - HEALTH BEN TEACHERS SE	0.00	0.00	0.00	0.00	0.00	0.00	0.00
01 2120 281 008	GUIDANCE - HEALTH BEN TEACHERS BSMS	0.00	475.00	3,325.00	0.00	(3,325.00)	0.00	(3,325.00)
01 2120 580 001	GUIDANCE - TRAVEL & MILEAGE HS	50.00	0.00	60.81	121.62	(10.81)	0.00	(10.81)
01 2120 580 002	GUIDANCE - TRAVEL & MILEAGE BE	50.00	0.00	0.00	0.00	50.00	0.00	50.00
01 2120 580 003	GUIDANCE - TRAVEL & MILEAGE PC	50.00	0.00	0.00	0.00	50.00	0.00	50.00
01 2120 580 004	GUIDANCE - TRAVEL & MILEAGE HE	50.00	0.00	0.00	0.00	50.00	0.00	50.00
01 2120 580 005	GUIDANCE - TRAVEL & MILEAGE BMS	50.00	0.00	0.00	0.00	50.00	0.00	50.00
01 2120 580 006	GUIDANCE - TRAVEL & MILEAGE AP	50.00	0.00	0.00	0.00	50.00	0.00	50.00
01 2120 580 007	GUIDANCE - TRAVEL & MILEAGE SE	50.00	0.00	0.00	0.00	50.00	0.00	50.00
01 2120 580 008	GUIDANCE - TRAVEL & MILEAGE BSMS	50.00	0.00	0.00	0.00	50.00	0.00	50.00
01 2120 590 001	GUIDANCE - PURCHASED SERVICES HS	15,000.00	1,820.00	12,781.50	85.21	2,218.50	0.00	2,218.50
01 2120 590 002	GUIDANCE - PURCHASED SERVICES BE	14,000.00	609.37	6,045.87	43.18	7,954.13	0.00	7,954.13
01 2120 590 003	GUIDANCE - PURCHASED SERVICES PC	10,000.00	812.50	6,764.00	67.64	3,236.00	0.00	3,236.00
01 2120 590 004	GUIDANCE - PURCHASED SERVICES HE	10,000.00	812.50	6,253.00	62.53	3,747.00	0.00	3,747.00
01 2120 590 005	GUIDANCE - PURCHASED SERVICES BMS	18,000.00	780.00	6,637.50	36.88	11,362.50	0.00	11,362.50
01 2120 590 006	GUIDANCE - PURCHASED SERVICES AP	10,000.00	609.38	5,807.88	58.08	4,192.12	0.00	4,192.12
01 2120 590 007	GUIDANCE - PURCHASED SERVICES SE	10,000.00	780.00	5,335.50	53.36	4,664.50	0.00	4,664.50
01 2120 590 008	GUIDANCE - PURCHASED SERVICES BSMS	18,000.00	585.00	6,622.50	36.79	11,377.50	0.00	11,377.50
01 2120 610 001	GUIDANCE - SUPPLIES HS	3,500.00	0.00	224.95	6.43	3,275.05	0.00	3,275.05
01 2120 610 001 611	GUIDANCE - TESTING SUPPLIES SUPPLIES HS	0.00	0.00	0.00	0.00	0.00	0.00	0.00
01 2120 610 002	GUIDANCE - SUPPLIES BE	3,050.00	0.00	2,106.61	69.07	943.39	0.00	943.39
01 2120 610 002 611	GUIDANCE - TESTING SUPPLIES BE	0.00	0.00	0.00	0.00	0.00	0.00	0.00
01 2120 610 003	GUIDANCE - SUPPLIES PC	3,050.00	0.00	2,026.66	67.71	1,023.34	38.50	984.84
01 2120 610 003 611	GUIDANCE - TESTING SUPPLIES PC	0.00	0.00	0.00	0.00	0.00	0.00	0.00
01 2120 610 004	GUIDANCE - SUPPLIES HE	3,050.00	0.00	2,034.61	66.71	1,015.39	0.00	1,015.39
01 2120 610 004 611	GUIDANCE - TESTING SUPPLIES HE	0.00	0.00	0.00	0.00	0.00	0.00	0.00
01 2120 610 005	GUIDANCE - SUPPLIES BMS	4,500.00	350.06	2,496.74	55.48	2,003.26	0.00	2,003.26
01 2120 610 005 611	GUIDANCE - TESTING SUPPLIES BMS	0.00	0.00	0.00	0.00	0.00	0.00	0.00
01 2120 610 006	GUIDANCE - SUPPLIES AP	3,050.00	127.19	1,660.16	54.43	1,389.84	0.00	1,389.84
01 2120 610 006 611	GUIDANCE - TESTING SUPPLIES AP	0.00	0.00	0.00	0.00	0.00	0.00	0.00
01 2120 610 007	GUIDANCE - SUPPLIES SE	3,050.00	68.95	3,550.13	116.40	(500.13)	0.00	(500.13)
01 2120 610 007 611	GUIDANCE - TESTING SUPPLIES SE	0.00	0.00	0.00	0.00	0.00	0.00	0.00
01 2120 610 008	GUIDANCE - SUPPLIES BSMS	4,500.00	0.00	257.59	5.72	4,242.41	0.00	4,242.41
01 2120 610 008 611	GUIDANCE - TESTING SUPPLIES BSMS	0.00	0.00	0.00	0.00	0.00	0.00	0.00
01 2120 733 001	GUIDANCE - FURN & EQUIP HS	0.00	0.00	0.00	0.00	0.00	0.00	0.00
01 2120 733 002	GUIDANCE - FURN & EQUIP BE	0.00	0.00	0.00	0.00	0.00	0.00	0.00
01 2120 733 003	GUIDANCE - FURN & EQUIP PC	0.00	0.00	163.39	0.00	(163.39)	0.00	(163.39)
01 2120 733 004	GUIDANCE - FURN & EQUIP HE	0.00	0.00	334.93	0.00	(334.93)	0.00	(334.93)
01 2120 733 005	GUIDANCE - FURN & EQUIP BMS	0.00	0.00	0.00	0.00	0.00	0.00	0.00
01 2120 733 006	GUIDANCE - FURN & EQUIP AP	0.00	0.00	0.00	0.00	0.00	0.00	0.00
01 2120 733 007	GUIDANCE - FURN & EQUIP SE	0.00	0.00	0.00	0.00	0.00	0.00	0.00
01 2120 733 008	GUIDANCE - FURN & EQUIP BSMS	0.00	0.00	0.00	0.00	0.00	0.00	0.00
01 2120 734 001	GUIDANCE - HARDWARE HS	0.00	0.00	0.00	0.00	0.00	0.00	0.00
01 2120 734 005	GUIDANCE - HARDWARE BMS	0.00	0.00	0.00	0.00	0.00	0.00	0.00
01 2120 810 001	GUIDANCE - DUES & FEES HS	2,000.00	0.00	630.00	31.50	1,370.00	0.00	1,370.00
01 2120 810 002	GUIDANCE - DUES & FEES BE	200.00	0.00	210.00	105.00	(10.00)	0.00	(10.00)
01 2120 810 003	GUIDANCE - DUES & FEES PC	200.00	0.00	180.00	90.00	20.00	0.00	20.00
01 2120 810 004	GUIDANCE - DUES & FEES HE	200.00	0.00	280.40	140.20	(80.40)	0.00	(80.40)
01 2120 810 005	GUIDANCE - DUES & FEES BMS	200.00	0.00	0.00	0.00	200.00	0.00	200.00

Account Number	Account Description	Revised Budget	Expended During Month	Expenditures to Date	% of Budget	Balance at EOM	P/ O Outstanding	Unencumbered Balance
01 2120 810 006	GUIDANCE - DUES & FEES AP	200.00	0.00	210.00	105.00	(10.00)	0.00	(10.00)
01 2120 810 007	GUIDANCE - DUES & FEES SE	200.00	0.00	210.00	105.00	(10.00)	0.00	(10.00)
01 2120 810 008	GUIDANCE - DUES & FEES BSMS	200.00	0.00	0.00	0.00	200.00	0.00	200.00
01 2120 890 005	GUIDANCE - OTHER MISC BMS	0.00	0.00	0.00	0.00	0.00	0.00	0.00
01 2120 890 008	GUIDANCE - OTHER MISC BSMS	0.00	0.00	0.00	0.00	0.00	0.00	0.00
2120	GUIDANCE SERVICES	1,294,263.00	103,358.61	745,591.92	57.61	548,671.08	38.50	548,632.58
2130	HEALTH SERVICES							
01 2130 110 002	HEALTH SERV - SALARIES NON-INSTR BE	18,120.00	1,598.85	12,399.95	68.43	5,720.05	0.00	5,720.05
01 2130 110 003	HEALTH SERV - SALARIES NON-INSTR PC	20,077.00	1,950.56	13,918.72	69.33	6,158.28	0.00	6,158.28
01 2130 110 004	HEALTH SERV - SALARIES NON-INSTR HE	18,408.00	1,747.03	12,652.17	68.73	5,755.83	0.00	5,755.83
01 2130 110 006	HEALTH SERV - SALARIES NON-INSTR AP	19,271.00	1,927.09	13,424.99	69.66	5,846.01	0.00	5,846.01
01 2130 110 007	HEALTH SERV - SALARIES NON-INSTR SE	18,696.00	1,855.91	14,201.05	75.96	4,494.95	0.00	4,494.95
01 2130 130 003	HEALTH SERV - OT SALARIES NON-INSTR PC	0.00	0.00	0.00	0.00	0.00	0.00	0.00
01 2130 130 006	HEALTH SERV - OT SALARIES NON-INSTR AP	0.00	0.00	0.00	0.00	0.00	0.00	0.00
01 2130 130 007	HEALTH SERV - OT SALARIES NON-INSTR SE	0.00	0.00	0.00	0.00	0.00	0.00	0.00
01 2130 150 002	HEALTH SERV - ADD'L COMP NON-INSTR BE	47.00	5.88	54.82	116.64	(7.82)	0.00	(7.82)
01 2130 150 003	HEALTH SERV - ADD'L COMP NON-INSTR PC	52.00	5.25	36.75	70.67	15.25	0.00	15.25
01 2130 150 004	HEALTH SERV - ADD'L COMP NON-INSTR HE	48.00	4.94	34.58	72.04	13.42	0.00	13.42
01 2130 150 006	HEALTH SERV - ADD'L COMP NON-INSTR AP	50.00	5.25	36.75	73.50	13.25	0.00	13.25
01 2130 150 007	HEALTH SERV - ADD'L COMP NON-INSTR SE	49.00	4.86	34.02	69.43	14.98	0.00	14.98
01 2130 210 002	HEALTH SERV - GROUP INS NON-INSTR BE	63.00	4.61	25.41	40.33	37.59	0.00	37.59
01 2130 210 003	HEALTH SERV - GROUP INS NON-INSTR PC	63.00	5.20	36.40	57.78	26.60	0.00	26.60
01 2130 210 004	HEALTH SERV - GROUP INS NON-INSTR HE	63.00	5.20	52.00	82.54	11.00	0.00	11.00
01 2130 210 006	HEALTH SERV - GROUP INS NON-INSTR AP	63.00	5.20	36.44	57.84	26.56	0.00	26.56
01 2130 210 007	HEALTH SERV - GROUP INS NON-INSTR SE	63.00	5.20	36.36	57.71	26.64	0.00	26.64
01 2130 220 002	HEALTH SERV - SOC SEC NON-INSTR BE	1,390.00	122.76	952.78	68.55	437.22	0.00	437.22
01 2130 220 003	HEALTH SERV - SOC SEC NON-INSTR PC	1,540.00	149.62	1,067.58	69.32	472.42	0.00	472.42
01 2130 220 004	HEALTH SERV - SOC SEC NON-INSTR HE	1,412.00	134.02	970.54	68.74	441.46	0.00	441.46
01 2130 220 006	HEALTH SERV - SOC SEC NON-INSTR AP	1,478.00	147.83	1,029.86	69.68	448.14	0.00	448.14
01 2130 220 007	HEALTH SERV - SOC SEC NON-INSTR SE	1,434.00	142.35	1,088.97	75.94	345.03	0.00	345.03
01 2130 230 002	HEALTH SERV - RETIREMENT NON-INSTR BE	1,332.00	117.52	911.39	68.42	420.61	0.00	420.61
01 2130 230 003	HEALTH SERV - RETIREMENT NON-INSTR PC	1,476.00	143.37	1,023.03	69.31	452.97	0.00	452.97
01 2130 230 004	HEALTH SERV - RETIREMENT NON-INSTR HE	1,353.00	128.41	929.94	68.73	423.06	0.00	423.06
01 2130 230 006	HEALTH SERV - RETIREMENT NON-INSTR AP	1,416.00	141.64	986.73	69.68	429.27	0.00	429.27
01 2130 230 007	HEALTH SERV - RETIREMENT NON-INSTR SE	1,374.00	136.41	1,043.79	75.97	330.21	0.00	330.21
01 2130 237 002	HEALTH SERV - INCR RET CONTR BE	458.00	40.41	313.44	68.44	144.56	0.00	144.56
01 2130 237 003	HEALTH SERV - INCR RET CONTR PC	508.00	49.31	351.84	69.26	156.16	0.00	156.16
01 2130 237 004	HEALTH SERV - INCR RET CONTR HE	465.00	44.16	319.82	68.78	145.18	0.00	145.18
01 2130 237 006	HEALTH SERV - INCR RET CONTR AP	487.00	48.71	339.36	69.68	147.64	0.00	147.64
01 2130 237 007	HEALTH SERV - INCR RET CONTR SE	473.00	46.91	358.97	75.89	114.03	0.00	114.03
01 2130 340 000	HEALTH SERV - OTHER PROF SERVICES DIST	10,000.00	196.88	993.13	9.93	9,006.87	0.00	9,006.87
01 2130 340 001	HEALTH SERV - OTHER PROF SERVICES HS	8,750.00	774.38	4,995.39	57.09	3,754.61	0.00	3,754.61
01 2130 340 002	HEALTH SERV - OTHER PROF SERVICES BE	8,750.00	774.38	6,050.64	69.15	2,699.36	0.00	2,699.36
01 2130 340 003	HEALTH SERV - OTHER PROF SERVICES PC	8,750.00	1,115.63	5,696.26	65.10	3,053.74	0.00	3,053.74
01 2130 340 004	HEALTH SERV - OTHER PROF SERVICES HE	8,750.00	1,023.75	4,830.01	55.20	3,919.99	0.00	3,919.99
01 2130 340 005	HEALTH SERV - OTHER PROF SERVICES BMS	8,750.00	787.50	5,651.65	64.59	3,098.35	0.00	3,098.35
01 2130 340 006	HEALTH SERV - OTHER PROF SERVICES AP	8,750.00	949.20	5,099.33	58.28	3,650.67	0.00	3,650.67
01 2130 340 007	HEALTH SERV - OTHER PROF SERVICES SE	8,750.00	630.00	4,606.89	52.65	4,143.11	0.00	4,143.11
01 2130 340 008	HEALTH SERV - OTHER PROF SERVICES BSMS	8,750.00	892.50	6,418.15	73.35	2,331.85	0.00	2,331.85
01 2130 610 000	HEALTH SERV - SUPPLIES DIST	8,000.00	0.00	4,299.00	53.74	3,701.00	0.00	3,701.00
01 2130 610 001	HEALTH SERV - SUPPLIES HS	1,500.00	0.00	394.62	26.31	1,105.38	0.00	1,105.38
01 2130 610 002	HEALTH SERV - SUPPLIES BE	1,200.00	0.00	1,290.86	108.77	(90.86)	14.37	(105.23)
01 2130 610 003	HEALTH SERV - SUPPLIES PC	1,200.00	0.00	790.45	66.63	409.55	9.07	400.48
01 2130 610 004	HEALTH SERV - SUPPLIES HE	1,200.00	160.10	712.14	66.06	487.86	80.58	407.28
01 2130 610 005	HEALTH SERV - SUPPLIES BMS	1,200.00	0.00	703.07	58.59	496.93	0.00	496.93



Account Number	Account Description	Revised Budget	Expended During Month	Expenditures to Date	% of Budget	Balance at EOM	P/ O Outstanding	Unencumbered Balance
01 2141 650 002	PSYCH SERV - SUPPLIES TECH-REL BE	0.00	0.00	0.00	0.00	0.00	0.00	0.00
01 2141 650 003	PSYCH SERV - SUPPLIES TECH-REL PC	0.00	0.00	0.00	0.00	0.00	0.00	0.00
01 2141 650 004	PSYCH SERV - SUPPLIES TECH-REL HE	0.00	0.00	0.00	0.00	0.00	0.00	0.00
01 2141 650 005	PSYCH SERV - SUPPLIES TECH-REL BMS	0.00	0.00	0.00	0.00	0.00	0.00	0.00
01 2141 650 006	PSYCH SERV - SUPPLIES TECH-REL AP	0.00	0.00	0.00	0.00	0.00	0.00	0.00
01 2141 650 007	PSYCH SERV - SUPPLIES TECH-REL SE	0.00	0.00	0.00	0.00	0.00	0.00	0.00
01 2141 650 008	PSYCH SERV - SUPPLIES TECH-REL BSMS	0.00	0.00	0.00	0.00	0.00	0.00	0.00
01 2141 733 001	PSYCH SERV - FURN & EQUIP HS	0.00	0.00	0.00	0.00	0.00	0.00	0.00
01 2141 733 002	PSYCH SERV - FURN & EQUIP BE	0.00	0.00	0.00	0.00	0.00	0.00	0.00
01 2141 733 003	PSYCH SERV - FURN & EQUIP PC	0.00	0.00	0.00	0.00	0.00	0.00	0.00
01 2141 733 004	PSYCH SERV - FURN & EQUIP HE	0.00	0.00	0.00	0.00	0.00	0.00	0.00
01 2141 733 005	PSYCH SERV - FURN & EQUIP BMS	0.00	0.00	0.00	0.00	0.00	0.00	0.00
01 2141 733 006	PSYCH SERV - FURN & EQUIP AP	0.00	0.00	0.00	0.00	0.00	0.00	0.00
01 2141 733 007	PSYCH SERV - FURN & EQUIP SE	0.00	0.00	0.00	0.00	0.00	0.00	0.00
01 2141 733 008	PSYCH SERV - FURN & EQUIP BSMS	0.00	0.00	0.00	0.00	0.00	0.00	0.00
01 2141 734 001	PSYCH SERV - HARDWARE HS	0.00	0.00	0.00	0.00	0.00	0.00	0.00
01 2141 734 002	PSYCH SERV - HARDWARE BE	0.00	0.00	0.00	0.00	0.00	0.00	0.00
01 2141 734 003	PSYCH SERV - HARDWARE PC	0.00	0.00	0.00	0.00	0.00	0.00	0.00
01 2141 734 004	PSYCH SERV - HARDWARE HE	0.00	0.00	0.00	0.00	0.00	0.00	0.00
01 2141 734 005	PSYCH SERV - HARDWARE BMS	0.00	0.00	0.00	0.00	0.00	0.00	0.00
01 2141 734 006	PSYCH SERV - HARDWARE AP	0.00	0.00	0.00	0.00	0.00	0.00	0.00
01 2141 734 007	PSYCH SERV - HARDWARE SE	0.00	0.00	0.00	0.00	0.00	0.00	0.00
01 2141 734 008	PSYCH SERV - HARDWARE BSMS	0.00	0.00	0.00	0.00	0.00	0.00	0.00
01 2141 735 000	PSYCH SERV - SOFTWARE DIST	200.00	0.00	0.00	0.00	200.00	0.00	200.00
01 2141 735 001	PSYCH SERV - SOFTWARE HS	0.00	0.00	0.00	0.00	0.00	0.00	0.00
01 2141 735 002	PSYCH SERV - SOFTWARE BE	0.00	0.00	0.00	0.00	0.00	0.00	0.00
01 2141 735 003	PSYCH SERV - SOFTWARE PC	0.00	0.00	0.00	0.00	0.00	0.00	0.00
01 2141 735 004	PSYCH SERV - SOFTWARE HE	0.00	0.00	0.00	0.00	0.00	0.00	0.00
01 2141 735 005	PSYCH SERV - SOFTWARE BMS	0.00	0.00	0.00	0.00	0.00	0.00	0.00
01 2141 735 006	PSYCH SERV - SOFTWARE AP	0.00	0.00	0.00	0.00	0.00	0.00	0.00
01 2141 735 007	PSYCH SERV - SOFTWARE SE	0.00	0.00	0.00	0.00	0.00	0.00	0.00
01 2141 735 008	PSYCH SERV - SOFTWARE BSMS	0.00	0.00	0.00	0.00	0.00	0.00	0.00
01 2141 810 000	PSYCH SERV - DUES & FEES DIST	250.00	0.00	539.00	215.60	(289.00)	0.00	(289.00)
01 2141 810 001	PSYCH SERV - DUES & FEES HS	0.00	0.00	0.00	0.00	0.00	0.00	0.00
01 2141 810 002	PSYCH SERV - DUES & FEES BE	0.00	0.00	0.00	0.00	0.00	0.00	0.00
01 2141 810 003	PSYCH SERV - DUES & FEES PC	0.00	0.00	0.00	0.00	0.00	0.00	0.00
01 2141 810 004	PSYCH SERV - DUES & FEES HE	0.00	0.00	0.00	0.00	0.00	0.00	0.00
01 2141 810 005	PSYCH SERV - DUES & FEES BMS	0.00	0.00	269.00	0.00	(269.00)	0.00	(269.00)
01 2141 810 006	PSYCH SERV - DUES & FEES AP	0.00	0.00	0.00	0.00	0.00	0.00	0.00
01 2141 810 007	PSYCH SERV - DUES & FEES SE	0.00	0.00	0.00	0.00	0.00	0.00	0.00
01 2141 810 008	PSYCH SERV - DUES & FEES BSMS	0.00	0.00	509.00	0.00	(509.00)	0.00	(509.00)
01 2141 890 000	PSYCH SERV - OTHER MISC DIST	250.00	0.00	0.00	0.00	250.00	0.00	250.00
01 2141 890 001	PSYCH SERV - OTHER MISC HS	0.00	0.00	0.00	0.00	0.00	0.00	0.00
01 2141 890 002	PSYCH SERV - OTHER MISC BE	0.00	0.00	0.00	0.00	0.00	0.00	0.00
01 2141 890 003	PSYCH SERV - OTHER MISC PC	0.00	0.00	0.00	0.00	0.00	0.00	0.00
01 2141 890 004	PSYCH SERV - OTHER MISC HE	0.00	0.00	0.00	0.00	0.00	0.00	0.00
01 2141 890 005	PSYCH SERV - OTHER MISC BMS	0.00	0.00	0.00	0.00	0.00	0.00	0.00
01 2141 890 006	PSYCH SERV - OTHER MISC AP	0.00	0.00	0.00	0.00	0.00	0.00	0.00
01 2141 890 007	PSYCH SERV - OTHER MISC SE	0.00	0.00	0.00	0.00	0.00	0.00	0.00
01 2141 890 008	PSYCH SERV - OTHER MISC BSMS	0.00	0.00	0.00	0.00	0.00	0.00	0.00
2141	PYSCH SERV SPED SA	456,492.00	39,864.90	263,710.17	57.77	192,781.83	0.00	192,781.83
2151	SPEECH PATH SPED SCHOOL AGE							
01 2151 111 001	SPEECH SPED SA - SALARIES TEACHERS HS	33,532.00	2,794.19	19,559.33	58.33	13,972.67	0.00	13,972.67
01 2151 111 002	SPEECH SPED SA - SALARIES TEACHERS BE	67,061.00	5,227.84	38,758.12	57.80	28,302.88	0.00	28,302.88
01 2151 111 003	SPEECH SPED SA - SALARIES TEACHERS PC	56,316.00	5,531.26	38,718.82	68.75	17,597.18	0.00	17,597.18

Regular; Processing Month 03/2023

Account Number	Account Description	Revised Budget	Expended During Month	Expenditures to Date	% of Budget	Balance at EOM	P/ O Outstanding	Unencumbered Balance
01 2151 111 004	SPEECH SPED SA - SALARIES TEACHERS HE	59,280.00	4,940.00	34,580.00	58.33	24,700.00	0.00	24,700.00
01 2151 111 005	SPEECH SPED SA - SALARIES TEACHERS BMS	33,531.00	2,794.19	19,559.33	58.33	13,971.67	0.00	13,971.67
01 2151 111 006	SPEECH SPED SA - SALARIES TEACHERS AP	74,471.00	6,205.88	43,441.16	58.33	31,029.84	0.00	31,029.84
01 2151 111 007	SPEECH SPED SA - SALARIES TEACHERS SE	56,316.00	4,847.38	33,931.66	60.25	22,384.34	0.00	22,384.34
01 2151 111 008	SPEECH SPED SA - SALARIES TEACHERS BSMS	67,061.00	4,750.12	33,250.84	49.58	33,810.16	0.00	33,810.16
01 2151 151 001	SPEECH SPED SA - ADD'L COMP TEACHES HS	272.00	22.70	183.90	67.61	88.10	0.00	88.10
01 2151 151 002	SPEECH SPED SA - ADD'L COMP TEACHES BE	545.00	45.41	317.87	58.32	227.13	0.00	227.13
01 2151 151 003	SPEECH SPED SA - ADD'L COMP TEACHES PC	146.00	19.01	133.07	91.14	12.93	0.00	12.93
01 2151 151 004	SPEECH SPED SA - ADD'L COMP TEACHES HE	154.00	12.84	89.88	58.36	64.12	0.00	64.12
01 2151 151 005	SPEECH SPED SA - ADD'L COMP TEACHES BMS	272.00	22.71	158.97	58.44	113.03	0.00	113.03
01 2151 151 006	SPEECH SPED SA - ADD'L COMP TEACHES AP	194.00	16.14	137.98	71.12	56.02	0.00	56.02
01 2151 151 007	SPEECH SPED SA - ADD'L COMP TEACHES SE	146.00	487.60	3,413.20	2,337.81	(3,267.20)	0.00	(3,267.20)
01 2151 151 008	SPEECH SPED SA - ADD'L COMP TEACHES BSMS	0.00	38.60	270.20	0.00	(270.20)	0.00	(270.20)
01 2151 211 001	SPEECH SPED SA - GROUP INS TEACHERS HS	12,825.00	1,068.75	7,481.25	58.33	5,343.75	0.00	5,343.75
01 2151 211 002	SPEECH SPED SA - GROUP INS TEACHERS BE	25,651.00	2,137.49	14,962.43	58.33	10,688.57	0.00	10,688.57
01 2151 211 003	SPEECH SPED SA - GROUP INS TEACHERS PC	25,651.00	2,414.03	16,898.21	65.88	8,752.79	0.00	8,752.79
01 2151 211 004	SPEECH SPED SA - GROUP INS TEACHERS HE	63.00	5.20	36.40	57.78	26.60	0.00	26.60
01 2151 211 005	SPEECH SPED SA - GROUP INS TEACHERS BMS	12,825.00	1,068.74	7,481.18	58.33	5,343.82	0.00	5,343.82
01 2151 211 006	SPEECH SPED SA - GROUP INS TEACHERS AP	25,651.00	2,137.49	14,962.43	58.33	10,688.57	0.00	10,688.57
01 2151 211 007	SPEECH SPED SA - GROUP INS TEACHERS SE	9,587.00	5.20	36.40	0.38	9,550.60	0.00	9,550.60
01 2151 211 008	SPEECH SPED SA - GROUP INS TEACHERS BSMS	22,670.00	1,567.05	10,969.35	48.39	11,700.65	0.00	11,700.65
01 2151 221 001	SPEECH SPED SA - SOC SEC TEACHERS HS	2,586.00	210.72	1,476.96	57.11	1,109.04	0.00	1,109.04
01 2151 221 002	SPEECH SPED SA - SOC SEC TEACHERS BE	5,172.00	394.38	2,926.14	56.98	2,245.86	0.00	2,245.86
01 2151 221 003	SPEECH SPED SA - SOC SEC TEACHERS PC	4,319.00	412.79	2,889.54	66.90	1,429.46	0.00	1,429.46
01 2151 221 004	SPEECH SPED SA - SOC SEC TEACHERS HE	4,983.00	415.23	2,906.61	58.33	2,076.39	0.00	2,076.39
01 2151 221 005	SPEECH SPED SA - SOC SEC TEACHERS BMS	2,586.00	210.72	1,475.03	57.04	1,110.97	0.00	1,110.97
01 2151 221 006	SPEECH SPED SA - SOC SEC TEACHERS AP	5,712.00	466.95	3,270.55	57.26	2,441.45	0.00	2,441.45
01 2151 221 007	SPEECH SPED SA - SOC SEC TEACHERS SE	4,319.00	408.13	2,856.91	66.15	1,462.09	0.00	1,462.09
01 2151 221 008	SPEECH SPED SA - SOC SEC TEACHERS BSMS	5,442.00	345.21	2,416.49	44.40	3,025.51	0.00	3,025.51
01 2151 231 001	SPEECH SPED SA - RETIREMENT TEACHERS HS	2,485.00	206.50	1,447.36	58.24	1,037.64	0.00	1,037.64
01 2151 231 002	SPEECH SPED SA - RETIREMENT TEACHERS BE	4,969.00	386.52	2,864.64	57.65	2,104.36	0.00	2,104.36
01 2151 231 003	SPEECH SPED SA - RETIREMENT TEACHERS PC	4,150.00	406.89	2,848.23	68.63	1,301.77	0.00	1,301.77
01 2151 231 004	SPEECH SPED SA - RETIREMENT TEACHERS HE	4,368.00	363.09	2,541.63	58.19	1,826.37	0.00	1,826.37
01 2151 231 005	SPEECH SPED SA - RETIREMENT TEACHERS BMS	2,485.00	206.50	1,445.51	58.17	1,039.49	0.00	1,039.49
01 2151 231 006	SPEECH SPED SA - RETIREMENT TEACHERS AP	5,488.00	456.13	3,194.75	58.21	2,293.25	0.00	2,293.25
01 2151 231 007	SPEECH SPED SA - RETIREMENT TEACHERS SE	4,150.00	356.28	2,493.96	60.10	1,656.04	0.00	1,656.04
01 2151 231 008	SPEECH SPED SA - RETIREMENT TEACHERS BSMS	4,969.00	351.07	2,457.48	49.46	2,511.52	0.00	2,511.52
01 2151 237 001	SPEECH SPED SA - INCR RET CONTR HS	854.00	71.02	497.78	58.29	356.22	0.00	356.22
01 2151 237 002	SPEECH SPED SA - INCR RET CONTR BE	1,709.00	132.93	985.17	57.65	723.83	0.00	723.83
01 2151 237 003	SPEECH SPED SA - INCR RET CONTR PC	1,427.00	139.94	979.58	68.65	447.42	0.00	447.42
01 2151 237 004	SPEECH SPED SA - INCR RET CONTR HE	1,502.00	124.87	874.09	58.20	627.91	0.00	627.91
01 2151 237 005	SPEECH SPED SA - INCR RET CONTR BMS	854.00	71.02	497.14	58.21	356.86	0.00	356.86
01 2151 237 006	SPEECH SPED SA - INCR RET CONTR AP	1,887.00	156.87	1,098.73	58.23	788.27	0.00	788.27
01 2151 237 007	SPEECH SPED SA - INCR RET CONTR SE	1,427.00	122.53	857.71	60.11	569.29	0.00	569.29
01 2151 237 008	SPEECH SPED SA - INCR RET CONTR BSMS	1,709.00	120.73	845.12	49.45	863.88	0.00	863.88
01 2151 281 001	SPEECH SPED SA - HEALTH BEN TEACHERS HS	0.00	0.00	0.00	0.00	0.00	0.00	0.00
01 2151 281 003	SPEECH SPED SA - HEALTH BEN TEACHERS PC	0.00	44.09	308.63	0.00	(308.63)	0.00	(308.63)
01 2151 281 004	SPEECH SPED SA - HEALTH BEN TEACHERS HE	5,700.00	475.00	3,325.00	58.33	2,375.00	0.00	2,375.00
01 2151 281 007	SPEECH SPED SA - HEALTH BEN TEACHERS SE	0.00	0.00	0.00	0.00	0.00	0.00	0.00
01 2151 281 008	SPEECH SPED SA - HLTH BEN TEACHERS BSMS	3,527.00	249.81	1,748.67	49.58	1,778.33	0.00	1,778.33
01 2151 320 001	SPEECH SPED SA - PROF ED SERVICES HS	80.00	0.00	0.00	0.00	80.00	0.00	80.00
01 2151 320 002	SPEECH SPED SA - PROF ED SERVICES BE	80.00	0.00	0.00	0.00	80.00	0.00	80.00
01 2151 320 003	SPEECH SPED SA - PROF ED SERVICES PC	80.00	0.00	0.00	0.00	80.00	0.00	80.00
01 2151 320 004	SPEECH SPED SA - PROF ED SERVICES HE	80.00	0.00	0.00	0.00	80.00	0.00	80.00
01 2151 320 005	SPEECH SPED SA - PROF ED SERVICES BMS	80.00	0.00	0.00	0.00	80.00	0.00	80.00

Account Number	Account Description	Revised Budget	Expended During Month	Expenditures to Date	% of Budget	Balance at EOM	P/ O Outstanding	Unencumbered Balance
01 2151 320 006	SPEECH SPED SA - PROF ED SERVICES AP	80.00	0.00	0.00	0.00	80.00	0.00	80.00
01 2151 320 007	SPEECH SPED SA - PROF ED SERVICES SE	80.00	0.00	0.00	0.00	80.00	0.00	80.00
01 2151 320 008	SPEECH SPED SA - PROF ED SERVICES BSMS	80.00	0.00	0.00	0.00	80.00	0.00	80.00
01 2151 580 000	SPEECH SPED SA - TRAVEL & MILEAGE DIST	50.00	58.95	225.60	451.20	(175.60)	0.00	(175.60)
01 2151 580 001	SPEECH SPED SA - TRAVEL & MILEAGE HS	50.00	0.00	0.00	0.00	50.00	0.00	50.00
01 2151 580 002	SPEECH SPED SA - TRAVEL & MILEAGE BE	50.00	0.00	0.00	0.00	50.00	0.00	50.00
01 2151 580 003	SPEECH SPED SA - TRAVEL & MILEAGE PC	50.00	0.00	0.00	0.00	50.00	0.00	50.00
01 2151 580 004	SPEECH SPED SA - TRAVEL & MILEAGE HE	50.00	0.00	0.00	0.00	50.00	0.00	50.00
01 2151 580 005	SPEECH SPED SA - TRAVEL & MILEAGE BMS	50.00	0.00	0.00	0.00	50.00	0.00	50.00
01 2151 580 006	SPEECH SPED SA - TRAVEL & MILEAGE AP	50.00	0.00	0.00	0.00	50.00	0.00	50.00
01 2151 580 007	SPEECH SPED SA - TRAVEL & MILEAGE SE	50.00	0.00	0.00	0.00	50.00	0.00	50.00
01 2151 580 008	SPEECH SPED SA - TRAVEL & MILEAGE BSMS	50.00	0.00	0.00	0.00	50.00	0.00	50.00
01 2151 610 000	SPEECH SPED SA - SUPPLIES DIST	1,600.00	733.95	6,137.95	383.62	(4,537.95)	0.00	(4,537.95)
01 2151 610 001	SPEECH SPED SA - SUPPLIES HS	700.00	0.00	0.00	0.00	700.00	0.00	700.00
01 2151 610 001 611	SPEECH SPED SA - TESTING SUPPLIES HS	400.00	0.00	0.00	0.00	400.00	0.00	400.00
01 2151 610 002	SPEECH SPED SA - SUPPLIES BE	500.00	0.00	0.00	0.00	500.00	0.00	500.00
01 2151 610 002 611	SPEECH SPED SA - TESTING SUPPLIES BE	250.00	0.00	0.00	0.00	250.00	0.00	250.00
01 2151 610 003	SPEECH SPED SA - SUPPLIES PC	225.00	0.00	0.00	0.00	225.00	0.00	225.00
01 2151 610 003 611	SPEECH SPED SA - TESTING SUPPLIES PC	125.00	0.00	0.00	0.00	125.00	0.00	125.00
01 2151 610 004	SPEECH SPED SA - SUPPLIES HE	225.00	0.00	0.00	0.00	225.00	0.00	225.00
01 2151 610 004 611	SPEECH SPED SA - TESTING SUPPLIES HE	125.00	0.00	0.00	0.00	125.00	0.00	125.00
01 2151 610 005	SPEECH SPED SA - SUPPLIES BMS	200.00	0.00	0.00	0.00	200.00	0.00	200.00
01 2151 610 005 611	SPEECH SPED SA - TESTING SUPPLIES BMS	100.00	0.00	0.00	0.00	100.00	0.00	100.00
01 2151 610 006	SPEECH SPED SA - SUPPLIES AP	225.00	0.00	391.78	174.12	(166.78)	0.00	(166.78)
01 2151 610 006 611	SPEECH SPED SA - TESTING SUPPLIES AP	125.00	0.00	0.00	0.00	125.00	0.00	125.00
01 2151 610 007	SPEECH SPED SA - SUPPLIES SE	225.00	87.78	709.33	320.74	(484.33)	12.33	(496.66)
01 2151 610 007 611	SPEECH SPED SA - TESTING SUPPLIES SE	200.00	0.00	0.00	0.00	200.00	0.00	200.00
01 2151 610 008	SPEECH SPED SA - SUPPLIES BSMS	225.00	0.00	0.00	0.00	225.00	0.00	225.00
01 2151 610 008 611	SPEECH SPED SA - TESTING SUPPLIES BSMS	200.00	0.00	0.00	0.00	200.00	0.00	200.00
01 2151 640 000	SPEECH SPED SA - BOOKS & PER DIST	0.00	0.00	0.00	0.00	0.00	0.00	0.00
01 2151 640 001	SPEECH SPED SA - BOOKS & PER HS	0.00	0.00	0.00	0.00	0.00	0.00	0.00
01 2151 640 002	SPEECH SPED SA - BOOKS & PER BE	0.00	0.00	0.00	0.00	0.00	0.00	0.00
01 2151 640 003	SPEECH SPED SA - BOOKS & PER PC	0.00	0.00	0.00	0.00	0.00	0.00	0.00
01 2151 640 004	SPEECH SPED SA - BOOKS & PER HE	0.00	0.00	0.00	0.00	0.00	0.00	0.00
01 2151 640 005	SPEECH SPED SA - BOOKS & PER BMS	0.00	0.00	0.00	0.00	0.00	0.00	0.00
01 2151 640 006	SPEECH SPED SA - BOOKS & PER AP	0.00	0.00	0.00	0.00	0.00	0.00	0.00
01 2151 640 007	SPEECH SPED SA - BOOKS & PER SE	0.00	0.00	0.00	0.00	0.00	0.00	0.00
01 2151 640 008	SPEECH SPED SA - BOOKS & PER BSMS	0.00	0.00	0.00	0.00	0.00	0.00	0.00
01 2151 650 001	SPEECH SPED SA - SUPPLIES TECH-REL HS	0.00	0.00	0.00	0.00	0.00	0.00	0.00
01 2151 650 002	SPEECH SPED SA - SUPPLIES TECH-REL BE	0.00	0.00	0.00	0.00	0.00	0.00	0.00
01 2151 650 003	SPEECH SPED SA - SUPPLIES TECH-REL PC	0.00	0.00	0.00	0.00	0.00	0.00	0.00
01 2151 650 004	SPEECH SPED SA - SUPPLIES TECH-REL HE	0.00	0.00	0.00	0.00	0.00	0.00	0.00
01 2151 650 005	SPEECH SPED SA - SUPPLIES TECH-REL BMS	0.00	0.00	0.00	0.00	0.00	0.00	0.00
01 2151 650 006	SPEECH SPED SA - SUPPLIES TECH-REL AP	0.00	0.00	0.00	0.00	0.00	0.00	0.00
01 2151 650 007	SPEECH SPED SA - SUPPLIES TECH-REL SE	0.00	0.00	0.00	0.00	0.00	0.00	0.00
01 2151 650 008	SPEECH SPED SA - SUPPLIES TECH-REL BSMS	0.00	0.00	0.00	0.00	0.00	0.00	0.00
01 2151 733 001	SPEECH SPED SA - FURN & EQUIP HS	75.00	0.00	0.00	0.00	75.00	0.00	75.00
01 2151 733 002	SPEECH SPED SA - FURN & EQUIP BE	75.00	0.00	0.00	0.00	75.00	0.00	75.00
01 2151 733 003	SPEECH SPED SA - FURN & EQUIP PC	75.00	0.00	0.00	0.00	75.00	0.00	75.00
01 2151 733 004	SPEECH SPED SA - FURN & EQUIP HE	75.00	0.00	0.00	0.00	75.00	0.00	75.00
01 2151 733 005	SPEECH SPED SA - FURN & EQUIP BMS	75.00	0.00	0.00	0.00	75.00	0.00	75.00
01 2151 733 006	SPEECH SPED SA - FURN & EQUIP AP	75.00	0.00	0.00	0.00	75.00	0.00	75.00
01 2151 733 007	SPEECH SPED SA - FURN & EQUIP SE	75.00	0.00	0.00	0.00	75.00	0.00	75.00
01 2151 733 008	SPEECH SPED SA - FURN & EQUIP BSMS	75.00	0.00	0.00	0.00	75.00	0.00	75.00
01 2151 734 001	SPEECH SPED SA - HARDWARE HS	25.00	0.00	0.00	0.00	25.00	0.00	25.00



Regular; Processing Month 03/2023

Account Number	Account Description	Revised Budget	Expended During Month	Expenditures to Date	% of Budget	Balance at EOM	P/ O Outstanding	Unencumbered Balance
2173	PHYSICAL THERAPY SPED AGE 0-2	0.00	0.00	0.00	0.00	0.00	0.00	0.00
2181	VISION SERVICE SPED SCHOOL AGE							
01 2181 320 000	VIS IMP SER SPED SA - PROF ED SERV DIST	0.00	0.00	0.00	0.00	0.00	0.00	0.00
2181	VISION SERVICE SPED SCHOOL AGE	0.00	0.00	0.00	0.00	0.00	0.00	0.00
2182	VISION SERVICES SPED AGE 3-5							
01 2182 320 000	VIS IMP SER SPED 3-5 - PROF ED SERV DIST	0.00	0.00	0.00	0.00	0.00	0.00	0.00
2182	VISION SERVICES SPED AGE 3-5	0.00	0.00	0.00	0.00	0.00	0.00	0.00
2183	VISION SERVICES SPED AGE 0-2							
01 2183 320 000	VIS IMP SER SPED 0-2 - PROF ED SERV DIST	0.00	0.00	0.00	0.00	0.00	0.00	0.00
2183	VISION SERVICES SPED AGE 0-2	0.00	0.00	0.00	0.00	0.00	0.00	0.00
2210	IMPROVEMENT OF INSTRUCTION							
01 2210 111 000	IMPR OF INSTR - SALARIES PROF DIST	120,000.00	10,000.00	70,000.00	58.33	50,000.00	0.00	50,000.00
01 2210 151 000	IMPR OF INSTR - ADD'L COMP PROF DIST	312.00	26.00	182.00	58.33	130.00	0.00	130.00
01 2210 211 000	IMPR OF INSTR - GROUP INS PROF DIST	25,651.00	2,137.49	14,962.43	58.33	10,688.57	0.00	10,688.57
01 2210 221 000	IMPR OF INSTR - SOC SEC PROF DIST	9,204.00	749.34	5,245.39	56.99	3,958.61	0.00	3,958.61
01 2210 231 000	IMPR OF INSTR - RETIREMENT PROF DIST	8,820.00	735.00	5,145.00	58.33	3,675.00	0.00	3,675.00
01 2210 237 000	IMPR OF INSTR - INCR RET CONTR DIST	3,033.00	252.78	1,769.46	58.34	1,263.54	0.00	1,263.54
01 2210 281 000	IMPR OF INSTR - HEALTH BEN PROF DIST	0.00	0.00	0.00	0.00	0.00	0.00	0.00
01 2210 580 000	IMPR OF INSTR - TRAVEL & MILEAGE	1,500.00	296.06	890.18	59.35	609.82	0.00	609.82
01 2210 610 000	IMPR OF INSTR - SUPPLIES	500.00	0.00	0.00	0.00	500.00	0.00	500.00
01 2210 810 000	IMPR OF INSTR - DUES & FEES	500.00	0.00	0.00	0.00	500.00	0.00	500.00
2210	IMPROVEMENT OF INSTRUCTION	169,520.00	14,196.67	98,194.46	57.93	71,325.54	0.00	71,325.54
2212	INST STAFF TRNG AND CURR DEV							
01 2212 111 000	INST & CURR DEV - SALARIES TEACHERS DIST	1,000.00	56.25	506.25	50.63	493.75	0.00	493.75
01 2212 111 001	INST & CURR DEV - SALARIES TEACHERS HS	25,000.00	200.00	7,654.50	30.62	17,345.50	0.00	17,345.50
01 2212 111 002	INST & CURR DEV - SALARIES TEACHERS BE	25,000.00	243.75	5,818.75	23.28	19,181.25	0.00	19,181.25
01 2212 111 003	INST & CURR DEV - SALARIES TEACHERS PC	25,000.00	612.50	6,237.50	24.95	18,762.50	0.00	18,762.50
01 2212 111 004	INST & CURR DEV - SALARIES TEACHERS HE	25,000.00	193.75	7,881.25	31.53	17,118.75	0.00	17,118.75
01 2212 111 005	INST & CURR DEV - SALARIES TEACHERS BMS	25,000.00	100.00	5,587.50	22.35	19,412.50	0.00	19,412.50
01 2212 111 006	INST & CURR DEV - SALARIES TEACHERS AP	25,000.00	212.50	3,581.25	14.33	21,418.75	0.00	21,418.75
01 2212 111 007	INST & CURR DEV - SALARIES TEACHERS SE	25,000.00	100.00	6,481.25	25.93	18,518.75	0.00	18,518.75
01 2212 111 008	INST & CURR DEV - SALARIES TEACHERS BSMS	25,000.00	75.00	4,562.50	18.25	20,437.50	0.00	20,437.50
01 2212 123 001	INST & CURR DEV - SUB TEACHERS HS	15,000.00	1,072.50	9,652.50	64.35	5,347.50	0.00	5,347.50
01 2212 123 002	INST & CURR DEV - SUB TEACHERS BE	15,000.00	742.50	3,877.50	25.85	11,122.50	0.00	11,122.50
01 2212 123 003	INST & CURR DEV - SUB TEACHERS PC	15,000.00	2,310.00	6,270.00	41.80	8,730.00	0.00	8,730.00
01 2212 123 004	INST & CURR DEV - SUB TEACHERS HE	15,000.00	330.00	4,125.00	27.50	10,875.00	0.00	10,875.00
01 2212 123 005	INST & CURR DEV - SUB TEACHERS BMS	15,000.00	1,237.50	4,537.50	30.25	10,462.50	0.00	10,462.50
01 2212 123 006	INST & CURR DEV - SUB TEACHERS AP	15,000.00	0.00	0.00	0.00	15,000.00	0.00	15,000.00
01 2212 123 007	INST & CURR DEV - SUB TEACHERS SE	15,000.00	0.00	0.00	0.00	15,000.00	0.00	15,000.00
01 2212 123 008	INST & CURR DEV - SUB TEACHERS BSMS	15,000.00	0.00	165.00	1.10	14,835.00	0.00	14,835.00
01 2212 221 000	INST & CURR DEV - SOC SEC TEACHERS DIST	60.00	4.30	38.70	64.50	21.30	0.00	21.30
01 2212 221 001	INST & CURR DEV - SOC SEC TEACHERS HS	1,913.00	15.31	585.51	30.61	1,327.49	0.00	1,327.49
01 2212 221 002	INST & CURR DEV - SOC SEC TEACHERS BE	1,913.00	18.65	444.99	23.26	1,468.01	0.00	1,468.01
01 2212 221 003	INST & CURR DEV - SOC SEC TEACHERS PC	1,913.00	46.81	476.87	24.93	1,436.13	0.00	1,436.13
01 2212 221 004	INST & CURR DEV - SOC SEC TEACHERS HE	1,913.00	14.78	602.46	31.49	1,310.54	0.00	1,310.54
01 2212 221 005	INST & CURR DEV - SOC SEC TEACHERS BMS	1,913.00	7.67	427.38	22.34	1,485.62	0.00	1,485.62
01 2212 221 006	INST & CURR DEV - SOC SEC TEACHERS AP	1,913.00	16.27	273.92	14.32	1,639.08	0.00	1,639.08
01 2212 221 007	INST & CURR DEV - SOC SEC TEACHERS SE	1,913.00	7.65	495.60	25.91	1,417.40	0.00	1,417.40
01 2212 221 008	INST & CURR DEV - SOC SEC TEACHERS BSMS	1,913.00	5.74	348.93	18.24	1,564.07	0.00	1,564.07
01 2212 223 001	INST & CURR DEV - SOC SEC SUB TCHRS HS	1,148.00	82.04	738.53	64.33	409.47	0.00	409.47
01 2212 223 002	INST & CURR DEV - SOC SEC SUB TCHRS BE	1,148.00	56.81	296.74	25.85	851.26	0.00	851.26
01 2212 223 003	INST & CURR DEV - SOC SEC SUB TCHRS PC	1,148.00	176.70	479.75	41.79	668.25	0.00	668.25
01 2212 223 004	INST & CURR DEV - SOC SEC SUB TCHRS HE	1,148.00	25.26	315.63	27.49	832.37	0.00	832.37

Account Number	Account Description	Revised Budget	Expended During Month	Expenditures to Date	% of Budget	Balance at EOM	P/ O Outstanding	Unencumbered Balance
01 2212 223 005	INST & CURR DEV - SOC SEC SUB TCHRS BMS	1,148.00	94.70	347.13	30.24	800.87	0.00	800.87
01 2212 223 006	INST & CURR DEV - SOC SEC SUB TCHRS AP	1,148.00	0.00	0.00	0.00	1,148.00	0.00	1,148.00
01 2212 223 007	INST & CURR DEV - SOC SEC SUB TCHRS SE	1,148.00	0.00	0.00	0.00	1,148.00	0.00	1,148.00
01 2212 223 008	INST & CURR DEV - SOC SEC SUB TCHRS BSMS	1,148.00	0.00	12.62	1.10	1,135.38	0.00	1,135.38
01 2212 231 000	INST & CURR DEV - RETIREMENT TEACHERS	74.00	4.13	37.20	50.27	36.80	0.00	36.80
01 2212 231 001	INST & CURR DEV - RETIREMENT TCHRS HS	1,838.00	14.70	562.64	30.61	1,275.36	0.00	1,275.36
01 2212 231 002	INST & CURR DEV - RETIREMENT TCHRS BE	1,838.00	17.91	412.91	22.47	1,425.09	0.00	1,425.09
01 2212 231 003	INST & CURR DEV - RETIREMENT TCHRS PC	1,838.00	45.01	458.48	24.94	1,379.52	0.00	1,379.52
01 2212 231 004	INST & CURR DEV - RETIREMENT TCHRS HE	1,838.00	14.23	579.21	31.51	1,258.79	0.00	1,258.79
01 2212 231 005	INST & CURR DEV - RETIREMENT TCHRS BMS	1,838.00	7.36	398.78	21.70	1,439.22	0.00	1,439.22
01 2212 231 006	INST & CURR DEV - RETIREMENT TCHRS AP	1,838.00	15.62	248.50	13.52	1,589.50	0.00	1,589.50
01 2212 231 007	INST & CURR DEV - RETIREMENT TCHRS SE	1,838.00	7.35	476.37	25.92	1,361.63	0.00	1,361.63
01 2212 231 008	INST & CURR DEV - RETIREMENT TCHRS BSMS	1,838.00	5.52	335.40	18.25	1,502.60	0.00	1,502.60
01 2212 233 000	INST & CURR DEV - RETIRE SUB TEACH DIST	25.00	0.00	0.00	0.00	25.00	0.00	25.00
01 2212 233 001	INST & CURR DEV - RETIRE SUB TEACHERS HS	1,103.00	0.00	0.00	0.00	1,103.00	0.00	1,103.00
01 2212 233 002	INST & CURR DEV - RETIRE SUB TEACHERS BE	1,103.00	0.00	0.00	0.00	1,103.00	0.00	1,103.00
01 2212 233 003	INST & CURR DEV - RETIRE SUB TEACHERS PC	1,103.00	0.00	24.26	2.20	1,078.74	0.00	1,078.74
01 2212 233 004	INST & CURR DEV - RETIRE SUB TEACHERS HE	1,103.00	0.00	0.00	0.00	1,103.00	0.00	1,103.00
01 2212 233 005	INST & CURR DEV - RETIRE SUB TEACHERS BMS	1,103.00	0.00	0.00	0.00	1,103.00	0.00	1,103.00
01 2212 233 006	INST & CURR DEV - RETIRE SUB TEACHERS AP	1,103.00	0.00	0.00	0.00	1,103.00	0.00	1,103.00
01 2212 233 007	INST & CURR DEV - RETIRE SUB TEACHERS SE	1,103.00	0.00	0.00	0.00	1,103.00	0.00	1,103.00
01 2212 233 008	INST & CURR DEV - RETIRE SUB TEACHERS BSMS	1,103.00	0.00	0.00	0.00	1,103.00	0.00	1,103.00
01 2212 237 000	INST & CURR DEV - INCR RET CONTR DIST	0.00	1.42	12.79	0.00	(12.79)	0.00	(12.79)
01 2212 237 001	INST & CURR DEV - INCR RET CONTR HS	632.00	5.06	193.51	30.62	438.49	0.00	438.49
01 2212 237 002	INST & CURR DEV - INCR RET CONTR BE	632.00	6.16	142.04	22.47	489.96	0.00	489.96
01 2212 237 003	INST & CURR DEV - INCR RET CONTR PC	632.00	15.47	165.97	26.26	466.03	0.00	466.03
01 2212 237 004	INST & CURR DEV - INCR RET CONTR HE	632.00	4.89	199.22	31.52	432.78	0.00	432.78
01 2212 237 005	INST & CURR DEV - INCR RET CONTR BMS	632.00	2.52	137.15	21.70	494.85	0.00	494.85
01 2212 237 006	INST & CURR DEV - INCR RET CONTR AP	632.00	5.38	85.48	13.53	546.52	0.00	546.52
01 2212 237 007	INST & CURR DEV - INCR RET CONTR SE	632.00	2.51	163.83	25.92	468.17	0.00	468.17
01 2212 237 008	INST & CURR DEV - INCR RET CONTR BSMS	632.00	1.89	115.41	18.26	516.59	0.00	516.59
01 2212 350 000	INST & CURR DEV - OTHER PROF SERV DIST	0.00	0.00	0.00	0.00	0.00	0.00	0.00
01 2212 580 000	INST & CURR DEV - TRAVEL & MILEAGE DIST	6,000.00	938.18	2,489.28	56.04	3,510.72	873.03	2,637.69
01 2212 580 001	INST & CURR DEV - TRAVEL & MILEAGE HS	2,000.00	0.00	0.00	0.00	2,000.00	0.00	2,000.00
01 2212 580 002	INST & CURR DEV - TRAVEL & MILEAGE BE	1,500.00	0.00	0.00	0.00	1,500.00	0.00	1,500.00
01 2212 580 003	INST & CURR DEV - TRAVEL & MILEAGE PC	1,500.00	0.00	0.00	0.00	1,500.00	0.00	1,500.00
01 2212 580 004	INST & CURR DEV - TRAVEL & MILEAGE HE	1,500.00	0.00	0.00	0.00	1,500.00	0.00	1,500.00
01 2212 580 005	INST & CURR DEV - TRAVEL & MILEAGE BMS	1,500.00	0.00	0.00	0.00	1,500.00	0.00	1,500.00
01 2212 580 006	INST & CURR DEV - TRAVEL & MILEAGE AP	1,500.00	0.00	0.00	0.00	1,500.00	0.00	1,500.00
01 2212 580 007	INST & CURR DEV - TRAVEL & MILEAGE SE	1,500.00	0.00	0.00	0.00	1,500.00	0.00	1,500.00
01 2212 580 008	INST & CURR DEV - TRAVEL & MILEAGE BSMS	1,500.00	0.00	0.00	0.00	1,500.00	0.00	1,500.00
01 2212 590 000	INST & CURR DEV - PURCHASED SRVS DIST	5,000.00	0.00	0.00	0.00	5,000.00	0.00	5,000.00
01 2212 610 000	INST & CURR DEV - SUPPLIES DIST	25,000.00	3,616.46	18,236.99	75.67	6,763.01	679.81	6,083.20
01 2212 610 001	INST & CURR DEV - SUPPLIES HS	1,500.00	0.00	0.00	129.71	1,500.00	1,945.62	(445.62)
01 2212 610 002	INST & CURR DEV - SUPPLIES BE	1,400.00	0.00	231.09	16.51	1,168.91	0.00	1,168.91
01 2212 610 003	INST & CURR DEV - SUPPLIES PC	1,400.00	0.00	263.37	18.81	1,136.63	0.00	1,136.63
01 2212 610 004	INST & CURR DEV - SUPPLIES HE	1,400.00	0.00	1,083.78	77.41	316.22	0.00	316.22
01 2212 610 005	INST & CURR DEV - SUPPLIES BMS	1,400.00	0.00	1,824.21	130.30	(424.21)	0.00	(424.21)
01 2212 610 006	INST & CURR DEV - SUPPLIES AP	1,400.00	0.00	139.15	9.94	1,260.85	0.00	1,260.85
01 2212 610 007	INST & CURR DEV - SUPPLIES SE	1,400.00	0.00	2,094.16	149.58	(694.16)	0.00	(694.16)
01 2212 610 008	INST & CURR DEV - SUPPLIES BSMS	1,400.00	0.00	1,842.62	131.62	(442.62)	0.00	(442.62)
01 2212 735 000	INST & CURR DEV - SOFTWARE DIST	1,000.00	0.00	0.00	0.00	1,000.00	0.00	1,000.00
01 2212 810 000	INST & CURR DEV - DUES & FEES DIST	35,000.00	268.00	17,754.27	55.17	17,245.73	1,553.80	15,691.93
01 2212 810 001	INST & CURR DEV - DUES & FEES HS	4,000.00	244.00	2,917.08	79.18	1,082.92	250.00	832.92
01 2212 810 002	INST & CURR DEV - DUES & FEES BE	4,000.00	816.00	1,006.00	27.73	2,994.00	103.00	2,891.00

Account Number	Account Description	Revised Budget	Expended During Month	Expenditures to Date	% of Budget	Balance at EOM	P/ O Outstanding	Unencumbered Balance
01 2212 810 003	INST & CURR DEV - DUES & FEES PC	4,000.00	871.00	1,846.00	49.98	2,154.00	153.00	2,001.00
01 2212 810 004	INST & CURR DEV - DUES & FEES HE	4,000.00	0.00	1,327.00	48.53	2,673.00	614.00	2,059.00
01 2212 810 005	INST & CURR DEV - DUES & FEES BMS	4,000.00	59.00	904.00	23.85	3,096.00	50.00	3,046.00
01 2212 810 006	INST & CURR DEV - DUES & FEES AP	4,000.00	59.00	867.00	21.68	3,133.00	0.00	3,133.00
01 2212 810 007	INST & CURR DEV - DUES & FEES SE	4,000.00	115.00	6,664.00	166.60	(2,664.00)	0.00	(2,664.00)
01 2212 810 008	INST & CURR DEV - DUES & FEES BSMS	4,000.00	477.00	1,439.00	35.98	2,561.00	0.00	2,561.00
01 2212 890 000	INST & CURR DEV - OTHER MISC DIST	500.00	0.00	0.00	0.00	500.00	0.00	500.00
01 2212 890 001	INST & CURR DEV - OTHER MISC HS	500.00	0.00	0.00	0.00	500.00	0.00	500.00
01 2212 890 002	INST & CURR DEV - OTHER MISC BE	500.00	0.00	0.00	0.00	500.00	0.00	500.00
01 2212 890 003	INST & CURR DEV - OTHER MISC PC	500.00	0.00	0.00	0.00	500.00	0.00	500.00
01 2212 890 004	INST & CURR DEV - OTHER MISC HE	500.00	0.00	0.00	0.00	500.00	0.00	500.00
01 2212 890 005	INST & CURR DEV - OTHER MISC BMS	500.00	0.00	0.00	0.00	500.00	0.00	500.00
01 2212 890 006	INST & CURR DEV - OTHER MISC AP	500.00	0.00	0.00	0.00	500.00	0.00	500.00
01 2212 890 007	INST & CURR DEV - OTHER MISC SE	500.00	0.00	0.00	0.00	500.00	0.00	500.00
01 2212 890 008	INST & CURR DEV - OTHER MISC BSMS	500.00	0.00	0.00	0.00	500.00	0.00	500.00
2212	INST STAFF TRNG AND CURR DEV	506,531.00	15,699.71	150,501.16	30.94	356,029.84	6,222.26	349,807.58
2213	INSTRUCTIONAL STAFF TRAINING							
01 2213 111 000	INST STAFF TRNG - SALARIES PROF STAFF DIST	86,161.00	7,180.10	50,260.70	58.33	35,900.30	0.00	35,900.30
01 2213 151 000	INST STAFF TRNG - ADD'L COMP PROF STAFF	224.00	18.67	130.69	58.34	93.31	0.00	93.31
01 2213 211 000	INST STAFF TRNG - GROUP INS TEACHERS/PROF	9,587.00	798.85	5,591.95	58.33	3,995.05	0.00	3,995.05
01 2213 221 000	INST STAFF TRNG - SOC SEC TEACHERS/PROF	6,608.00	550.21	3,851.49	58.29	2,756.51	0.00	2,756.51
01 2213 231 000	INST STAFF TRNG - RETIREMENT TEACHERS/PROF	6,333.00	527.74	3,694.18	58.33	2,638.82	0.00	2,638.82
01 2213 237 000	INST STAFF TRNG - INCR RET CONTR	2,178.00	181.50	1,270.50	58.33	907.50	0.00	907.50
01 2213 251 000	INST STAFF TRNG - TUITION REIMB TCHRS DIST	2,000.00	0.00	500.00	25.00	1,500.00	0.00	1,500.00
01 2213 251 001	INST STAFF TRNG - TUITION REIMB TCHRS HS	3,000.00	0.00	500.00	16.67	2,500.00	0.00	2,500.00
01 2213 251 002	INST STAFF TRNG - TUITION REIMB TCHRS BE	3,000.00	0.00	500.00	16.67	2,500.00	0.00	2,500.00
01 2213 251 003	INST STAFF TRNG - TUITION REIMB TCHRS PC	3,000.00	703.89	703.89	23.46	2,296.11	0.00	2,296.11
01 2213 251 004	INST STAFF TRNG - TUITION REIMB TCHRS HE	3,000.00	0.00	356.40	11.88	2,643.60	0.00	2,643.60
01 2213 251 005	INST STAFF TRNG - TUITION REIMB TCHRS BMS	3,000.00	0.00	856.40	28.55	2,143.60	0.00	2,143.60
01 2213 251 006	INST STAFF TRNG - TUITION REIMB TCHRS AP	3,000.00	0.00	232.65	7.76	2,767.35	0.00	2,767.35
01 2213 251 007	INST STAFF TRNG - TUITION REIMB TCHRS SE	3,000.00	0.00	500.00	16.67	2,500.00	0.00	2,500.00
01 2213 251 008	INST STAFF TRNG - TUITION REIMB TCHRS BSMS	3,000.00	500.00	1,000.00	33.33	2,000.00	0.00	2,000.00
01 2213 281 000	INST STAFF TRNG - HEALTH BEN TEACHERS	0.00	0.00	0.00	0.00	0.00	0.00	0.00
2213	INSTRUCTIONAL STAFF TRAINING	137,091.00	10,460.96	69,948.85	51.02	67,142.15	0.00	67,142.15
2220	SCHOOL LIBRARY SERVICES							
01 2220 111 001	LIBRARY - SALARIES TEACHERS HS	75,580.00	6,298.50	44,089.50	58.33	31,490.50	0.00	31,490.50
01 2220 111 002	LIBRARY - SALARIES TEACHERS BE	67,296.00	4,954.61	35,988.97	53.48	31,307.03	0.00	31,307.03
01 2220 111 003	LIBRARY - SALARIES TEACHERS PC	77,435.00	6,452.88	45,170.16	58.33	32,264.84	0.00	32,264.84
01 2220 111 004	LIBRARY - SALARIES TEACHERS HE	62,244.00	5,187.00	36,309.00	58.33	25,935.00	0.00	25,935.00
01 2220 111 005	LIBRARY - SALARIES TEACHERS BMS	33,530.00	2,794.19	19,683.95	58.71	13,846.05	0.00	13,846.05
01 2220 111 006	LIBRARY - SALARIES TEACHERS AP	65,949.00	5,495.75	38,470.25	58.33	27,478.75	0.00	27,478.75
01 2220 111 007	LIBRARY - SALARIES TEACHERS SE	62,244.00	5,187.00	36,309.00	58.33	25,935.00	0.00	25,935.00
01 2220 111 008	LIBRARY - SALARIES TEACHERS BSMS	33,530.00	2,794.19	19,683.95	58.71	13,846.05	0.00	13,846.05
01 2220 112 002	LIBRARY - SALARIES INSTR AIDES BE	20,076.00	1,387.68	8,337.09	41.53	11,738.91	0.00	11,738.91
01 2220 112 003	LIBRARY - SALARIES INSTR AIDES PC	18,696.00	1,231.84	9,672.61	51.74	9,023.39	0.00	9,023.39
01 2220 112 004	LIBRARY - SALARIES INSTR AIDES HE	18,696.00	1,873.14	11,837.87	63.32	6,858.13	0.00	6,858.13
01 2220 112 005	LIBRARY - SALARIES INSTR AIDES BMS	0.00	967.90	6,201.85	0.00	(6,201.85)	0.00	(6,201.85)
01 2220 112 006	LIBRARY - SALARIES INSTR AIDES AP	19,669.00	1,727.62	11,554.70	58.75	8,114.30	0.00	8,114.30
01 2220 112 007	LIBRARY - SALARIES INSTR AIDES SE	20,076.00	2,018.62	13,353.81	66.52	6,722.19	0.00	6,722.19
01 2220 112 008	LIBRARY - SALARIES INSTR AIDES BSMS	0.00	967.89	6,201.72	0.00	(6,201.72)	0.00	(6,201.72)
01 2220 122 001	LIBRARY - SUB AIDES HS	0.00	0.00	0.00	0.00	0.00	0.00	0.00
01 2220 122 002	LIBRARY - SUB AIDES BE	500.00	0.00	0.00	0.00	500.00	0.00	500.00
01 2220 122 003	LIBRARY - SUB AIDES PC	500.00	47.74	350.56	70.11	149.44	0.00	149.44
01 2220 122 004	LIBRARY - SUB AIDES HE	500.00	0.00	0.00	0.00	500.00	0.00	500.00

Account Number	Account Description	Revised Budget	Expended During Month	Expenditures to Date	% of Budget	Balance at EOM	P/ O Outstanding	Unencumbered Balance
01 2220 122 005	LIBRARY - SUB AIDES BMS	0.00	0.00	0.00	0.00	0.00	0.00	0.00
01 2220 122 006	LIBRARY - SUB AIDES AP	500.00	0.00	0.00	0.00	500.00	0.00	500.00
01 2220 122 007	LIBRARY - SUB AIDES SE	500.00	0.00	0.00	0.00	500.00	0.00	500.00
01 2220 123 001	LIBRARY - SUB TEACHERS HS	2,500.00	0.00	742.50	29.70	1,757.50	0.00	1,757.50
01 2220 123 002	LIBRARY - SUB TEACHERS BE	3,500.00	0.00	495.00	14.14	3,005.00	0.00	3,005.00
01 2220 123 003	LIBRARY - SUB TEACHERS PC	3,500.00	0.00	1,633.39	46.67	1,866.61	0.00	1,866.61
01 2220 123 004	LIBRARY - SUB TEACHERS HE	3,500.00	165.00	330.00	9.43	3,170.00	0.00	3,170.00
01 2220 123 005	LIBRARY - SUB TEACHERS BMS	2,500.00	165.00	1,815.00	72.60	685.00	0.00	685.00
01 2220 123 006	LIBRARY - SUB TEACHERS AP	3,500.00	1,815.00	3,960.00	113.14	(460.00)	0.00	(460.00)
01 2220 123 007	LIBRARY - SUB TEACHERS SE	3,500.00	82.50	577.50	16.50	2,922.50	0.00	2,922.50
01 2220 123 008	LIBRARY - SUB TEACHERS BSMS	2,500.00	0.00	0.00	0.00	2,500.00	0.00	2,500.00
01 2220 151 001	LIBRARY - ADD'L COMP TEACHERS HS	197.00	16.38	114.66	58.20	82.34	0.00	82.34
01 2220 151 002	LIBRARY - ADD'L COMP TEACHERS BE	175.00	12.88	93.56	53.46	81.44	0.00	81.44
01 2220 151 003	LIBRARY - ADD'L COMP TEACHERS PC	201.00	16.78	117.46	58.44	83.54	0.00	83.54
01 2220 151 004	LIBRARY - ADD'L COMP TEACHERS HE	162.00	18.35	128.45	79.29	33.55	0.00	33.55
01 2220 151 005	LIBRARY - ADD'L COMP TEACHERS BMS	87.00	7.26	50.82	58.41	36.18	0.00	36.18
01 2220 151 006	LIBRARY - ADD'L COMP TEACHERS AP	171.00	19.00	133.00	77.78	38.00	0.00	38.00
01 2220 151 007	LIBRARY - ADD'L COMP TEACHERS SE	440.00	13.49	94.43	21.46	345.57	0.00	345.57
01 2220 151 008	LIBRARY - ADD'L COMP TEACHERS BSMS	87.00	0.00	0.00	0.00	87.00	0.00	87.00
01 2220 152 002	LIBRARY - ADD'L COMP AIDES BE	52.00	0.00	0.00	0.00	52.00	0.00	52.00
01 2220 152 003	LIBRARY - ADD'L COMP AIDES PC	50.00	0.00	24.30	48.60	25.70	0.00	25.70
01 2220 152 004	LIBRARY - ADD'L COMP AIDES HE	50.00	0.00	0.00	0.00	50.00	0.00	50.00
01 2220 152 006	LIBRARY - ADD'L COMP AIDES AP	50.00	0.00	0.00	0.00	50.00	0.00	50.00
01 2220 152 007	LIBRARY - ADD'L COMP AIDES SE	52.00	5.22	36.54	70.27	15.46	0.00	15.46
01 2220 211 001	LIBRARY - GROUP INS TEACHERS HS	25,651.00	2,137.49	14,962.43	58.33	10,688.57	0.00	10,688.57
01 2220 211 002	LIBRARY - GROUP INS TEACHERS BE	25,651.00	2,137.49	14,962.43	58.33	10,688.57	0.00	10,688.57
01 2220 211 003	LIBRARY - GROUP INS TEACHERS PC	8,336.00	694.59	4,862.13	58.33	3,473.87	0.00	3,473.87
01 2220 211 004	LIBRARY - GROUP INS TEACHERS HE	25,651.00	2,137.49	4,300.98	16.77	21,350.02	0.00	21,350.02
01 2220 211 005	LIBRARY - GROUP INS TEACHERS BMS	32.00	2.60	18.56	58.00	13.44	0.00	13.44
01 2220 211 006	LIBRARY - GROUP INS TEACHERS AP	25,651.00	2,137.49	14,962.43	58.33	10,688.57	0.00	10,688.57
01 2220 211 007	LIBRARY - GROUP INS TEACHERS SE	22,124.00	1,843.59	12,905.13	58.33	9,218.87	0.00	9,218.87
01 2220 211 008	LIBRARY - GROUP INS TEACHERS BSMS	32.00	2.60	18.56	58.00	13.44	0.00	13.44
01 2220 212 002	LIBRARY - GROUP INS AIDES BE	63.00	5.20	23.10	36.67	39.90	0.00	39.90
01 2220 212 003	LIBRARY - GROUP INS AIDES PC	63.00	5.20	36.40	57.78	26.60	0.00	26.60
01 2220 212 004	LIBRARY - GROUP INS AIDES HE	63.00	5.20	36.40	57.78	26.60	0.00	26.60
01 2220 212 005	LIBRARY - GROUP INS AIDES BMS	0.00	2.60	17.85	0.00	(17.85)	0.00	(17.85)
01 2220 212 006	LIBRARY - GROUP INS AIDES AP	63.00	5.20	36.40	57.78	26.60	0.00	26.60
01 2220 212 007	LIBRARY - GROUP INS AIDES SE	63.00	5.20	34.10	54.13	28.90	0.00	28.90
01 2220 212 008	LIBRARY - GROUP INS AIDES BSMS	0.00	2.60	17.83	0.00	(17.83)	0.00	(17.83)
01 2220 221 001	LIBRARY - SOC SEC TEACHERS HS	5,797.00	472.01	3,304.09	57.00	2,492.91	0.00	2,492.91
01 2220 221 002	LIBRARY - SOC SEC TEACHERS BE	5,162.00	367.92	2,675.61	51.83	2,486.39	0.00	2,486.39
01 2220 221 003	LIBRARY - SOC SEC TEACHERS PC	6,035.00	475.32	3,327.21	55.13	2,707.79	0.00	2,707.79
01 2220 221 004	LIBRARY - SOC SEC TEACHERS HE	4,774.00	392.52	2,957.82	61.96	1,816.18	0.00	1,816.18
01 2220 221 005	LIBRARY - SOC SEC TEACHERS BMS	2,790.00	232.48	1,636.89	58.67	1,153.11	0.00	1,153.11
01 2220 221 006	LIBRARY - SOC SEC TEACHERS AP	5,058.00	412.33	2,886.32	57.06	2,171.68	0.00	2,171.68
01 2220 221 007	LIBRARY - SOC SEC TEACHERS SE	5,065.00	388.82	2,721.72	53.74	2,343.28	0.00	2,343.28
01 2220 221 008	LIBRARY - SOC SEC TEACHERS BSMS	2,790.00	232.48	1,636.94	58.67	1,153.06	0.00	1,153.06
01 2220 222 002	LIBRARY - SOC SEC AIDES BE	1,578.00	106.16	637.79	40.42	940.21	0.00	940.21
01 2220 222 003	LIBRARY - SOC SEC AIDES PC	1,472.00	97.89	768.62	52.22	703.38	0.00	703.38
01 2220 222 004	LIBRARY - SOC SEC AIDES HE	1,472.00	143.30	905.59	61.52	566.41	0.00	566.41
01 2220 222 005	LIBRARY - SOC SEC AIDES BMS	0.00	74.04	474.38	0.00	(474.38)	0.00	(474.38)
01 2220 222 006	LIBRARY - SOC SEC AIDES AP	1,547.00	132.16	883.93	57.14	663.07	0.00	663.07
01 2220 222 007	LIBRARY - SOC SEC AIDES SE	1,578.00	154.83	1,024.38	64.92	553.62	0.00	553.62
01 2220 222 008	LIBRARY - SOC SEC AIDES BSMS	0.00	74.05	474.43	0.00	(474.43)	0.00	(474.43)
01 2220 223 001	LIBRARY - SOC SEC SUB TEACHERS HS	191.00	0.00	56.80	29.74	134.20	0.00	134.20

Account Number	Account Description	Revised Budget	Expended During Month	Expenditures to Date	% of Budget	Balance at EOM	P/ O Outstanding	Unencumbered Balance
01 2220 223 002	LIBRARY - SOC SEC SUB TEACHERS BE	268.00	0.00	37.88	14.13	230.12	0.00	230.12
01 2220 223 003	LIBRARY - SOC SEC SUB TEACHERS PC	268.00	0.00	124.96	46.63	143.04	0.00	143.04
01 2220 223 004	LIBRARY - SOC SEC SUB TEACHERS HE	268.00	12.62	25.24	9.42	242.76	0.00	242.76
01 2220 223 005	LIBRARY - SOC SEC SUB TEACHERS BMS	191.00	12.62	138.86	72.70	52.14	0.00	52.14
01 2220 223 006	LIBRARY - SOC SEC SUB TEACHERS AP	268.00	138.86	302.95	113.04	(34.95)	0.00	(34.95)
01 2220 223 007	LIBRARY - SOC SEC SUB TEACHERS SE	268.00	6.32	44.23	16.50	223.77	0.00	223.77
01 2220 223 008	LIBRARY - SOC SEC SUB TEACHERS BSMS	191.00	0.00	0.00	0.00	191.00	0.00	191.00
01 2220 231 001	LIBRARY - RETIREMENT TEACHERS HS	5,570.00	462.94	3,240.58	58.18	2,329.42	0.00	2,329.42
01 2220 231 002	LIBRARY - RETIREMENT TEACHERS BE	4,959.00	364.16	2,645.19	53.34	2,313.81	0.00	2,313.81
01 2220 231 003	LIBRARY - RETIREMENT TEACHERS PC	5,706.00	474.28	3,319.98	58.18	2,386.02	0.00	2,386.02
01 2220 231 004	LIBRARY - RETIREMENT TEACHERS HE	4,587.00	381.24	2,668.71	58.18	1,918.29	0.00	1,918.29
01 2220 231 005	LIBRARY - RETIREMENT TEACHERS BMS	2,471.00	205.37	1,446.74	58.55	1,024.26	0.00	1,024.26
01 2220 231 006	LIBRARY - RETIREMENT TEACHERS AP	4,860.00	403.94	2,827.55	58.18	2,032.45	0.00	2,032.45
01 2220 231 007	LIBRARY - RETIREMENT TEACHERS SE	4,607.00	381.24	2,668.70	57.93	1,938.30	0.00	1,938.30
01 2220 231 008	LIBRARY - RETIREMENT TEACHERS BSMS	2,471.00	205.37	1,446.78	58.55	1,024.22	0.00	1,024.22
01 2220 232 002	LIBRARY - RETIREMENT AIDES BE	1,476.00	101.99	612.77	41.52	863.23	0.00	863.23
01 2220 232 003	LIBRARY - RETIREMENT AIDES PC	1,374.00	90.54	710.93	51.74	663.07	0.00	663.07
01 2220 232 004	LIBRARY - RETIREMENT AIDES HE	1,374.00	137.68	870.08	63.32	503.92	0.00	503.92
01 2220 232 005	LIBRARY - RETIREMENT AIDES BMS	0.00	70.97	454.61	0.00	(454.61)	0.00	(454.61)
01 2220 232 006	LIBRARY - RETIREMENT AIDES AP	1,446.00	126.98	849.27	58.73	596.73	0.00	596.73
01 2220 232 007	LIBRARY - RETIREMENT AIDES SE	1,476.00	148.37	981.50	66.50	494.50	0.00	494.50
01 2220 232 008	LIBRARY - RETIREMENT AIDES BSMS	0.00	70.97	454.64	0.00	(454.64)	0.00	(454.64)
01 2220 233 001	LIBRARY - RETIREMENT SUB TEACHERS HS	50.00	0.00	0.00	0.00	50.00	0.00	50.00
01 2220 233 002	LIBRARY - RETIREMENT SUB TEACHERS BE	50.00	0.00	0.00	0.00	50.00	0.00	50.00
01 2220 233 003	LIBRARY - RETIREMENT SUB TEACHERS PC	50.00	0.00	0.00	0.00	50.00	0.00	50.00
01 2220 233 004	LIBRARY - RETIREMENT SUB TEACHERS HE	50.00	0.00	0.00	0.00	50.00	0.00	50.00
01 2220 233 005	LIBRARY - RETIREMENT SUB TEACHERS BMS	50.00	0.00	0.00	0.00	50.00	0.00	50.00
01 2220 233 006	LIBRARY - RETIREMENT SUB TEACHERS AP	50.00	78.83	157.67	315.34	(107.67)	0.00	(107.67)
01 2220 233 007	LIBRARY - RETIREMENT SUB TEACHERS SE	50.00	0.00	0.00	0.00	50.00	0.00	50.00
01 2220 233 008	LIBRARY - RETIREMENT SUB TEACHERS BSMS	50.00	0.00	0.00	0.00	50.00	0.00	50.00
01 2220 237 001	LIBRARY - INCR RET CONTR HS	1,916.00	159.21	1,114.49	58.17	801.51	0.00	801.51
01 2220 237 002	LIBRARY - INCR RET CONTR BE	1,706.00	160.32	1,120.46	65.68	585.54	0.00	585.54
01 2220 237 003	LIBRARY - INCR RET CONTR PC	1,962.00	194.25	1,386.32	70.66	575.68	0.00	575.68
01 2220 237 004	LIBRARY - INCR RET CONTR HE	1,577.00	178.47	1,217.07	77.18	359.93	0.00	359.93
01 2220 237 005	LIBRARY - INCR RET CONTR BMS	850.00	95.04	653.89	76.93	196.11	0.00	196.11
01 2220 237 006	LIBRARY - INCR RET CONTR AP	1,671.00	209.70	1,318.76	78.92	352.24	0.00	352.24
01 2220 237 007	LIBRARY - INCR RET CONTR SE	1,585.00	182.15	1,255.39	79.20	329.61	0.00	329.61
01 2220 237 008	LIBRARY - INCR RET CONTR BSMS	850.00	95.04	653.95	76.94	196.05	0.00	196.05
01 2220 281 001	LIBRARY - HEALTH BEN TEACHERS HS	0.00	0.00	0.00	0.00	0.00	0.00	0.00
01 2220 281 002	LIBRARY - HEALTH BEN TEACHERS BE	0.00	0.00	0.00	0.00	0.00	0.00	0.00
01 2220 281 003	LIBRARY - HEALTH BEN TEACHERS PC	1,251.00	104.26	729.82	58.34	521.18	0.00	521.18
01 2220 281 004	LIBRARY - HEALTH BEN TEACHERS HE	0.00	0.00	2,375.00	0.00	(2,375.00)	0.00	(2,375.00)
01 2220 281 005	LIBRARY - HEALTH BEN TEACHERS BMS	2,850.00	237.50	1,662.50	58.33	1,187.50	0.00	1,187.50
01 2220 281 006	LIBRARY - HEALTH BEN TEACHERS AP	0.00	0.00	0.00	0.00	0.00	0.00	0.00
01 2220 281 007	LIBRARY - HEALTH BEN TEACHERS SE	3,527.00	293.90	2,057.30	58.33	1,469.70	0.00	1,469.70
01 2220 281 008	LIBRARY - HEALTH BEN TEACHERS BSMS	2,850.00	244.77	1,713.39	60.12	1,136.61	0.00	1,136.61
01 2220 340 001	LIBRARY - OTHER PROF SERVICES HS	300.00	0.00	0.00	0.00	300.00	0.00	300.00
01 2220 340 002	LIBRARY - OTHER PROF SERVICES BE	300.00	0.00	0.00	0.00	300.00	0.00	300.00
01 2220 340 003	LIBRARY - OTHER PROF SERVICES PC	300.00	0.00	3.99	1.33	296.01	0.00	296.01
01 2220 340 004	LIBRARY - OTHER PROF SERVICES HE	300.00	0.00	0.00	0.00	300.00	0.00	300.00
01 2220 340 005	LIBRARY - OTHER PROF SERVICES BMS	300.00	0.00	0.00	0.00	300.00	0.00	300.00
01 2220 340 006	LIBRARY - OTHER PROF SERVICES AP	300.00	0.00	0.00	0.00	300.00	0.00	300.00
01 2220 340 007	LIBRARY - OTHER PROF SERVICES SE	300.00	0.00	0.00	0.00	300.00	0.00	300.00
01 2220 340 008	LIBRARY - OTHER PROF SERVICES BSMS	300.00	0.00	0.00	0.00	300.00	0.00	300.00
01 2220 350 001	LIBRARY - TECH SERVICES HS	300.00	0.00	0.00	0.00	300.00	0.00	300.00

Account Number	Account Description	Revised Budget	Expended During Month	Expenditures to Date	% of Budget	Balance at EOM	P/ O Outstanding	Unencumbered Balance
01 2220 350 002	LIBRARY - TECH SERVICES BE	300.00	0.00	0.00	0.00	300.00	0.00	300.00
01 2220 350 003	LIBRARY - TECH SERVICES PC	300.00	0.00	0.00	0.00	300.00	0.00	300.00
01 2220 350 004	LIBRARY - TECH SERVICES HE	300.00	0.00	0.00	0.00	300.00	0.00	300.00
01 2220 350 005	LIBRARY - TECH SERVICES BMS	300.00	0.00	0.00	0.00	300.00	0.00	300.00
01 2220 350 006	LIBRARY - TECH SERVICES AP	300.00	0.00	0.00	0.00	300.00	0.00	300.00
01 2220 350 007	LIBRARY - TECH SERVICES SE	300.00	0.00	0.00	0.00	300.00	0.00	300.00
01 2220 350 008	LIBRARY - TECH SERVICES BSMS	300.00	0.00	0.00	0.00	300.00	0.00	300.00
01 2220 580 001	LIBRARY - TRAVEL & MILEAGE HS	100.00	0.00	0.00	0.00	100.00	0.00	100.00
01 2220 580 002	LIBRARY - TRAVEL & MILEAGE BE	100.00	0.00	0.00	0.00	100.00	0.00	100.00
01 2220 580 003	LIBRARY - TRAVEL & MILEAGE PC	100.00	0.00	0.00	0.00	100.00	0.00	100.00
01 2220 580 004	LIBRARY - TRAVEL & MILEAGE HE	100.00	0.00	0.00	0.00	100.00	0.00	100.00
01 2220 580 005	LIBRARY - TRAVEL & MILEAGE BMS	100.00	0.00	0.00	0.00	100.00	0.00	100.00
01 2220 580 006	LIBRARY - TRAVEL & MILEAGE AP	100.00	0.00	0.00	0.00	100.00	0.00	100.00
01 2220 580 007	LIBRARY - TRAVEL & MILEAGE SE	100.00	0.00	0.00	0.00	100.00	0.00	100.00
01 2220 580 008	LIBRARY - TRAVEL & MILEAGE BSMS	100.00	0.00	0.00	0.00	100.00	0.00	100.00
01 2220 610 001	LIBRARY - SUPPLIES HS	300.00	0.00	0.00	0.00	300.00	0.00	300.00
01 2220 610 002	LIBRARY - SUPPLIES BE	300.00	5.86	682.51	227.50	(382.51)	0.00	(382.51)
01 2220 610 003	LIBRARY - SUPPLIES PC	300.00	0.00	318.63	106.21	(18.63)	0.00	(18.63)
01 2220 610 004	LIBRARY - SUPPLIES HE	300.00	121.39	405.92	135.31	(105.92)	0.00	(105.92)
01 2220 610 005	LIBRARY - SUPPLIES BMS	300.00	0.00	203.75	86.37	96.25	55.35	40.90
01 2220 610 006	LIBRARY - SUPPLIES AP	300.00	0.00	419.12	139.71	(119.12)	0.00	(119.12)
01 2220 610 007	LIBRARY - SUPPLIES SE	300.00	0.00	1,593.94	531.31	(1,293.94)	0.00	(1,293.94)
01 2220 610 008	LIBRARY - SUPPLIES BSMS	300.00	0.00	1,195.02	443.04	(895.02)	134.09	(1,029.11)
01 2220 640 001	LIBRARY - BOOKS & PER HS	5,525.00	0.00	724.61	24.96	4,800.39	654.42	4,145.97
01 2220 640 002	LIBRARY - BOOKS & PER BE	6,150.00	0.00	3,151.62	59.87	2,998.38	530.58	2,467.80
01 2220 640 003	LIBRARY - BOOKS & PER PC	6,150.00	125.47	3,804.40	69.70	2,345.60	482.21	1,863.39
01 2220 640 004	LIBRARY - BOOKS & PER HE	6,150.00	0.00	30.00	6.73	6,120.00	383.95	5,736.05
01 2220 640 005	LIBRARY - BOOKS & PER BMS	6,525.00	0.00	2,464.47	52.97	4,060.53	991.71	3,068.82
01 2220 640 006	LIBRARY - BOOKS & PER AP	6,525.00	1,356.64	4,868.46	83.40	1,656.54	573.64	1,082.90
01 2220 640 007	LIBRARY - BOOKS & PER SE	6,150.00	416.52	6,080.33	100.62	69.67	107.82	(38.15)
01 2220 640 008	LIBRARY - BOOKS & PER BSMS	6,150.00	478.36	1,446.37	35.02	4,703.63	707.29	3,996.34
01 2220 650 001	LIBRARY - SUPPLIES TECH-REL HS	250.00	0.00	80.00	32.00	170.00	0.00	170.00
01 2220 650 002	LIBRARY - SUPPLIES TECH-REL BE	250.00	0.00	240.00	96.00	10.00	0.00	10.00
01 2220 650 003	LIBRARY - SUPPLIES TECH-REL PC	250.00	0.00	120.00	48.00	130.00	0.00	130.00
01 2220 650 004	LIBRARY - SUPPLIES TECH-REL HE	250.00	0.00	0.00	0.00	250.00	0.00	250.00
01 2220 650 005	LIBRARY - SUPPLIES TECH-REL BMS	250.00	0.00	0.00	0.00	250.00	0.00	250.00
01 2220 650 006	LIBRARY - SUPPLIES TECH-REL AP	250.00	0.00	0.00	0.00	250.00	0.00	250.00
01 2220 650 007	LIBRARY - SUPPLIES TECH-REL SE	250.00	0.00	98.55	39.42	151.45	0.00	151.45
01 2220 650 008	LIBRARY - SUPPLIES TECH-REL BSMS	250.00	0.00	296.61	118.64	(46.61)	0.00	(46.61)
01 2220 733 001	LIBRARY - FURN & EQUIP HS	500.00	0.00	0.00	0.00	500.00	0.00	500.00
01 2220 733 002	LIBRARY - FURN & EQUIP BE	500.00	0.00	0.00	0.00	500.00	0.00	500.00
01 2220 733 003	LIBRARY - FURN & EQUIP PC	500.00	0.00	0.00	0.00	500.00	0.00	500.00
01 2220 733 004	LIBRARY - FURN & EQUIP HE	500.00	0.00	0.00	0.00	500.00	0.00	500.00
01 2220 733 005	LIBRARY - FURN & EQUIP BMS	500.00	0.00	399.99	80.00	100.01	0.00	100.01
01 2220 733 006	LIBRARY - FURN & EQUIP AP	500.00	0.00	0.00	0.00	500.00	0.00	500.00
01 2220 733 007	LIBRARY - FURN & EQUIP SE	500.00	0.00	799.16	159.83	(299.16)	0.00	(299.16)
01 2220 733 008	LIBRARY - FURN & EQUIP BSMS	500.00	0.00	(5,700.50)	(1,140.10)	6,200.50	0.00	6,200.50
01 2220 734 001	LIBRARY - HARDWARE HS	0.00	0.00	0.00	0.00	0.00	0.00	0.00
01 2220 734 002	LIBRARY - HARDWARE BE	0.00	0.00	0.00	0.00	0.00	0.00	0.00
01 2220 734 003	LIBRARY - HARDWARE PC	0.00	0.00	348.74	0.00	(348.74)	0.00	(348.74)
01 2220 734 004	LIBRARY - HARDWARE HE	0.00	0.00	0.00	0.00	0.00	0.00	0.00
01 2220 734 005	LIBRARY - HARDWARE BMS	0.00	0.00	0.00	0.00	0.00	0.00	0.00
01 2220 734 006	LIBRARY - HARDWARE AP	0.00	0.00	0.00	0.00	0.00	0.00	0.00
01 2220 734 007	LIBRARY - HARDWARE SE	0.00	0.00	770.00	0.00	(770.00)	0.00	(770.00)
01 2220 734 008	LIBRARY - HARDWARE BSMS	0.00	0.00	770.00	0.00	(770.00)	0.00	(770.00)



Regular; Processing Month 03/2023

Account Number	Account Description	Revised Budget	Expended During Month	Expenditures to Date	% of Budget	Balance at EOM	P/ O Outstanding	Unencumbered Balance
2240	STUDENT ASSESSMENT	0.00	0.00	0.00	0.00	0.00	0.00	0.00
2310	BOARD OF EDUCATION							
01 2310 314 000	BOARD OF ED - LOBBYIST FEES	0.00	0.00	0.00	0.00	0.00	0.00	0.00
01 2310 340 000	BOARD OF ED - OTHER PROF SERVICES	500.00	5,400.00	16,150.00	3,230.00	(15,650.00)	0.00	(15,650.00)
01 2310 521 000	BOARD OF ED - FIDELITY BOND PREMIUMS	100.00	0.00	0.00	0.00	100.00	0.00	100.00
01 2310 540 000	BOARD OF ED - ADVERTISING	5,500.00	278.98	2,721.94	49.49	2,778.06	0.00	2,778.06
01 2310 580 000	BOARD OF ED - TRAVEL & MILEAGE	500.00	0.00	0.00	0.00	500.00	0.00	500.00
01 2310 610 000	BOARD OF ED - SUPPLIES	750.00	0.00	1,311.46	174.86	(561.46)	0.00	(561.46)
01 2310 733 000	BOARD OF ED - FURN & EQUIP	750.00	0.00	0.00	0.00	750.00	0.00	750.00
01 2310 735 000	BOARD OF ED - SOFTWARE	12,000.00	0.00	6,230.00	51.92	5,770.00	0.00	5,770.00
01 2310 810 000	BOARD OF ED - DUES & FEES	55,000.00	0.00	15,149.88	27.55	39,850.12	0.00	39,850.12
01 2310 890 000	BOARD OF ED - OTHER MISC	6,000.00	0.00	0.00	0.00	6,000.00	0.00	6,000.00
2310	BOARD OF EDUCATION	81,100.00	5,678.98	41,563.28	51.25	39,536.72	0.00	39,536.72
2320	EXECUTIVE ADMINISTRATION							
01 2320 105 000	EXEC ADMIN - SALARY OF SUPERINTENDENT	216,050.00	17,875.00	125,125.00	57.91	90,925.00	0.00	90,925.00
01 2320 110 000	EXEC ADMIN - SALARIES NON-INSTR	56,472.00	4,327.71	32,544.42	57.63	23,927.58	0.00	23,927.58
01 2320 111 000	EXEC ADMIN - PROF STAFF SALARIES	295,000.00	12,083.33	84,583.31	28.67	210,416.69	0.00	210,416.69
01 2320 130 000	EXEC ADMIN - OT SALARIES NON-INSTR	2,500.00	236.21	1,147.37	45.89	1,352.63	0.00	1,352.63
01 2320 150 000	EXEC ADMIN - ADD'L COMP NON-INSTR	147.00	12.24	85.68	58.29	61.32	0.00	61.32
01 2320 151 000	EXEC ADMIN - ADD'L COMP PROF STAFF	767.00	63.92	447.44	58.34	319.56	0.00	319.56
01 2320 155 000	EXEC ADM - ADD'L COMP SUPT.	562.00	46.48	325.36	57.89	236.64	0.00	236.64
01 2320 210 000	EXEC ADMIN - GROUP INS NON-INSTR	63.00	5.20	36.40	57.78	26.60	0.00	26.60
01 2320 211 000	EXEC ADMIN - GROUP INS PROF STAFF	38,794.00	1,843.59	12,905.13	33.27	25,888.87	0.00	25,888.87
01 2320 215 000	EXEC ADMIN - GROUP INS SUPERINTENDENT	27,375.00	2,289.92	16,029.44	58.56	11,345.56	0.00	11,345.56
01 2320 220 000	EXEC ADMIN - SOC SEC NON-INSTR	4,959.00	385.92	2,834.88	57.17	2,124.12	0.00	2,124.12
01 2320 221 000	EXEC ADMIN - SOC SEC PROF STAFF	23,097.00	895.69	6,269.79	27.15	16,827.21	0.00	16,827.21
01 2320 225 000	EXEC ADMIN - SOC SEC SUPERINTENDENT	16,571.00	1,369.53	5,586.85	33.71	10,984.15	0.00	10,984.15
01 2320 230 000	EXEC ADMIN - RETIREMENT NON-INSTR	4,334.00	335.45	2,476.35	57.14	1,857.65	0.00	1,857.65
01 2320 231 000	EXEC ADMIN - RETIREMENT PROF STAFF	21,739.00	888.12	6,216.84	28.60	15,522.16	0.00	15,522.16
01 2320 235 000	EXEC ADMIN - RETIREMENT SUPERINTENDENT	15,880.00	1,313.81	9,196.67	57.91	6,683.33	0.00	6,683.33
01 2320 237 000	EXEC ADMIN - INCR RET CONTR	14,428.00	872.65	6,152.62	42.64	8,275.38	0.00	8,275.38
01 2320 280 000	EXEC ADMIN - HEALTH BEN NON-INSTR	5,700.00	475.00	3,325.00	58.33	2,375.00	0.00	2,375.00
01 2320 281 000	EXEC ADMIN - HEALTH BENEFITS PROF STAFF	6,153.00	293.90	2,057.30	33.44	4,095.70	0.00	4,095.70
01 2320 580 000	EXEC ADMIN - TRAVEL & MILEAGE	7,500.00	442.70	4,265.98	69.48	3,234.02	944.93	2,289.09
01 2320 610 000	EXEC ADMIN - SUPPLIES	1,000.00	0.00	529.72	52.97	470.28	0.00	470.28
01 2320 734 000	EXEC ADMIN - HARDWARE	1,000.00	0.00	0.00	0.00	1,000.00	0.00	1,000.00
01 2320 810 000	EXEC ADMIN - DUES & FEES	7,500.00	155.00	3,730.00	51.07	3,770.00	100.00	3,670.00
01 2320 890 000	EXEC ADMIN - OTHER MISC	3,000.00	0.00	0.00	6.89	3,000.00	206.84	2,793.16
2320	EXECUTIVE ADMINISTRATION	770,591.00	46,211.37	325,871.55	42.45	444,719.45	1,251.77	443,467.68
2330	DISTRICT LEGAL SERVICES							
01 2330 314 000	DIST LEGAL SERVICES - LOBBYIST FEES	25,000.00	0.00	13,200.00	52.80	11,800.00	0.00	11,800.00
01 2330 317 000	DISTRICT LEGAL SERVICES	60,000.00	7,098.32	81,924.26	136.54	(21,924.26)	0.00	(21,924.26)
2330	DISTRICT LEGAL SERVICES	85,000.00	7,098.32	95,124.26	111.91	(10,124.26)	0.00	(10,124.26)
2410	OFFICE OF THE PRINCIPAL							
01 2410 110 001	OFF/PRINCIPAL - SALARIES NON-INSTR HS	97,080.00	8,927.08	62,296.17	64.17	34,783.83	0.00	34,783.83
01 2410 110 002	OFF/PRINCIPAL - SALARIES NON-INSTR BE	28,224.00	2,643.98	18,216.58	64.54	10,007.42	0.00	10,007.42
01 2410 110 003	OFF/PRINCIPAL - SALARIES NON-INSTR PC	30,744.00	7,691.25	34,288.14	111.53	(3,544.14)	0.00	(3,544.14)
01 2410 110 004	OFF/PRINCIPAL - SALARIES NON-INSTR HE	29,064.00	9,836.80	40,279.42	138.59	(11,215.42)	0.00	(11,215.42)
01 2410 110 005	OFF/PRINCIPAL - SALARIES NON-INSTR BMS	55,024.00	5,219.98	38,217.49	69.46	16,806.51	0.00	16,806.51
01 2410 110 006	OFF/PRINCIPAL - SALARIES NON-INSTR AP	29,904.00	2,707.02	19,565.57	65.43	10,338.43	0.00	10,338.43
01 2410 110 007	OFF/PRINCIPAL - SALARIES NON-INSTR SE	34,440.00	2,996.28	22,398.41	65.04	12,041.59	0.00	12,041.59
01 2410 110 008	OFF/PRINCIPAL - SALARIES NON-INSTR BSMS	61,822.00	4,734.10	35,730.22	57.80	26,091.78	0.00	26,091.78
01 2410 111 001	OFF/PRINCIPAL - SALARIES PRINCIPAL HS	273,900.00	22,825.00	159,775.00	58.33	114,125.00	0.00	114,125.00
01 2410 111 002	OFF/PRINCIPAL - SALARIES PRINCIPAL BE	92,000.00	7,666.67	53,666.69	58.33	38,333.31	0.00	38,333.31

Regular; Processing Month 03/2023

Account Number	Account Description	Revised Budget	Expended During Month	Expenditures to Date	% of Budget	Balance at EOM	P/ O Outstanding	Unencumbered Balance
01 2410 111 003	OFF/PRINCIPAL - SALARIES PRINCIPAL PC	177,000.00	8,290.62	83,871.86	47.39	93,128.14	0.00	93,128.14
01 2410 111 004	OFF/PRINCIPAL - SALARIES PRINCIPAL HE	114,300.00	9,525.00	66,675.00	58.33	47,625.00	0.00	47,625.00
01 2410 111 005	OFF/PRINCIPAL - SALARIES PRINCIPAL BMS	159,988.00	15,331.77	107,322.39	67.08	52,665.61	0.00	52,665.61
01 2410 111 006	OFF/PRINCIPAL - SALARIES PRINCIPAL AP	114,900.00	9,575.00	67,025.00	58.33	47,875.00	0.00	47,875.00
01 2410 111 007	OFF/PRINCIPAL - SALARIES PRINCIPAL SE	99,050.00	8,254.17	57,779.19	58.33	41,270.81	0.00	41,270.81
01 2410 111 008	OFF/PRINCIPAL - SALARIES PRINCIPAL BSMS	166,500.00	13,875.00	97,429.77	58.52	69,070.23	0.00	69,070.23
01 2410 120 001	OFF/PRINCIPAL - SUBS NON-INSTR HS	0.00	0.00	0.00	0.00	0.00	0.00	0.00
01 2410 120 002	OFF/PRINCIPAL - SUBS NON-INSTR BE	0.00	0.00	125.93	0.00	(125.93)	0.00	(125.93)
01 2410 120 003	OFF/PRINCIPAL - SUBS NON-INSTR PC	0.00	0.00	239.21	0.00	(239.21)	0.00	(239.21)
01 2410 120 004	OFF/PRINCIPAL - SUBS NON-INSTR HE	0.00	0.00	135.41	0.00	(135.41)	0.00	(135.41)
01 2410 120 005	OFF/PRINCIPAL - SUBS NON-INSTR BMS	0.00	0.00	0.00	0.00	0.00	0.00	0.00
01 2410 120 006	OFF/PRINCIPAL - SUBS NON-INSTR AP	0.00	0.00	0.00	0.00	0.00	0.00	0.00
01 2410 120 007	OFF/PRINCIPAL - SUBS NON-INSTR SE	0.00	0.00	0.00	0.00	0.00	0.00	0.00
01 2410 120 008	OFF/PRINCIPAL - SUBS NON-INSTR BSMS	0.00	0.00	0.00	0.00	0.00	0.00	0.00
01 2410 130 001	OFF/PRINCIPAL - OT NON-INSTR HS	4,000.00	122.78	2,430.39	60.76	1,569.61	0.00	1,569.61
01 2410 130 002	OFF/PRINCIPAL - OT NON-INSTR BE	750.00	130.28	1,961.14	261.49	(1,211.14)	0.00	(1,211.14)
01 2410 130 003	OFF/PRINCIPAL - OT NON-INSTR PC	750.00	85.37	372.32	49.64	377.68	0.00	377.68
01 2410 130 004	OFF/PRINCIPAL - OT NON-INSTR HE	750.00	0.00	0.00	0.00	750.00	0.00	750.00
01 2410 130 005	OFF/PRINCIPAL - OT NON-INSTR BMS	4,000.00	51.60	1,508.06	37.70	2,491.94	0.00	2,491.94
01 2410 130 006	OFF/PRINCIPAL - OT NON-INSTR AP	750.00	86.63	925.18	123.36	(175.18)	0.00	(175.18)
01 2410 130 007	OFF/PRINCIPAL - OT NON-INSTR SE	5,000.00	178.35	2,114.48	42.29	2,885.52	0.00	2,885.52
01 2410 130 008	OFF/PRINCIPAL - OT NON-INSTR BSMS	4,000.00	137.76	2,263.33	56.58	1,736.67	0.00	1,736.67
01 2410 150 001	OFF/PRINCIPAL - ADD'L COMP NON-INSTR HS	252.00	21.04	147.28	58.44	104.72	0.00	104.72
01 2410 150 002	OFF/PRINCIPAL - ADD'L COMP NON-INSTR BE	68.00	6.12	42.84	63.00	25.16	0.00	25.16
01 2410 150 003	OFF/PRINCIPAL - ADD'L COMP NON-INSTR PC	80.00	22.82	95.10	118.88	(15.10)	0.00	(15.10)
01 2410 150 004	OFF/PRINCIPAL - ADD'L COMP NON-INSTR HE	76.00	6.30	44.10	58.03	31.90	0.00	31.90
01 2410 150 005	OFF/PRINCIPAL - ADD'L COMP NON-INSTR BMS	144.00	6.22	43.54	30.24	100.46	0.00	100.46
01 2410 150 006	OFF/PRINCIPAL - ADD'L COMP NON-INSTR AP	78.00	6.48	45.36	58.15	32.64	0.00	32.64
01 2410 150 007	OFF/PRINCIPAL - ADD'L COMP NON-INSTR SE	90.00	8.95	62.65	69.61	27.35	0.00	27.35
01 2410 150 008	OFF/PRINCIPAL - ADD'L COMP NON-INSTR BSMS	162.00	0.00	25.92	16.00	136.08	0.00	136.08
01 2410 151 001	OFF/PRINCIPAL - ADD'L COMP PRINCIPAL HS	713.00	59.34	415.38	58.26	297.62	0.00	297.62
01 2410 151 002	OFF/PRINCIPAL - ADD'L COMP PRINCIPAL BE	239.00	19.93	139.51	58.37	99.49	0.00	99.49
01 2410 151 003	OFF/PRINCIPAL - ADD'L COMP PRINCIPAL PC	460.00	20.58	215.14	46.77	244.86	0.00	244.86
01 2410 151 004	OFF/PRINCIPAL - ADD'L COMP PRINCIPAL HE	297.00	44.70	233.18	78.51	63.82	0.00	63.82
01 2410 151 005	OFF/PRINCIPAL - ADD'L COMP PRINCIPAL BMS	416.00	46.70	326.90	78.58	89.10	0.00	89.10
01 2410 151 006	OFF/PRINCIPAL - ADD'L COMP PRINCIPAL AP	299.00	24.90	174.30	58.29	124.70	0.00	124.70
01 2410 151 007	OFF/PRINCIPAL - ADD'L COMP PRINCIPAL SE	258.00	21.46	150.22	58.22	107.78	0.00	107.78
01 2410 151 008	OFF/PRINCIPAL - ADD'L COMP PRINCIPAL BSMS	434.00	42.26	295.82	68.16	138.18	0.00	138.18
01 2410 210 001	OFF/PRINCIPAL - GROUP INS NON-INSTR HS	189.00	15.60	109.20	57.78	79.80	0.00	79.80
01 2410 210 002	OFF/PRINCIPAL - GROUP INS NON-INSTR BE	63.00	5.20	36.40	57.78	26.60	0.00	26.60
01 2410 210 003	OFF/PRINCIPAL - GROUP INS NON-INSTR PC	63.00	1,470.49	4,432.27	7,035.35	(4,369.27)	0.00	(4,369.27)
01 2410 210 004	OFF/PRINCIPAL - GROUP INS NON-INSTR HE	63.00	1,758.47	5,296.21	8,406.68	(5,233.21)	0.00	(5,233.21)
01 2410 210 005	OFF/PRINCIPAL - GROUP INS NON-INSTR BMS	9,587.00	804.05	5,628.35	58.71	3,958.65	0.00	3,958.65
01 2410 210 006	OFF/PRINCIPAL - GROUP INS NON-INSTR AP	63.00	5.20	36.40	57.78	26.60	0.00	26.60
01 2410 210 007	OFF/PRINCIPAL - GROUP INS NON-INSTR SE	9,587.00	798.85	5,591.95	58.33	3,995.05	0.00	3,995.05
01 2410 210 008	OFF/PRINCIPAL - GROUP INS NON-INSTR BSMS	10,283.00	68.41	463.84	4.51	9,819.16	0.00	9,819.16
01 2410 211 001	OFF/PRINCIPAL - GROUP INS PRINCIPAL HS	51,682.00	4,012.68	28,088.76	54.35	23,593.24	0.00	23,593.24
01 2410 211 002	OFF/PRINCIPAL - GROUP INS PRINCIPAL BE	63.00	5.20	36.40	57.78	26.60	0.00	26.60
01 2410 211 003	OFF/PRINCIPAL - GROUP INS PRINCIPAL PC	51,302.00	2,227.81	22,607.75	44.07	28,694.25	0.00	28,694.25
01 2410 211 004	OFF/PRINCIPAL - GROUP INS PRINCIPAL HE	25,651.00	2,137.49	14,962.43	58.33	10,688.57	0.00	10,688.57
01 2410 211 005	OFF/PRINCIPAL - GROUP INS PRINCIPAL BMS	95.00	9.10	63.70	67.05	31.30	0.00	31.30
01 2410 211 006	OFF/PRINCIPAL - GROUP INS PRINCIPAL AP	25,651.00	2,137.49	14,962.43	58.33	10,688.57	0.00	10,688.57
01 2410 211 007	OFF/PRINCIPAL - GROUP INS PRINCIPAL SE	63.00	5.20	36.40	57.78	26.60	0.00	26.60
01 2410 211 008	OFF/PRINCIPAL - GROUP INS PRINCIPAL BSMS	38,508.00	2,912.34	20,392.02	52.96	18,115.98	0.00	18,115.98
01 2410 220 001	OFF/PRINCIPAL - SOC SEC NON-INSTR HS	8,899.00	777.57	5,548.46	62.35	3,350.54	0.00	3,350.54

Account Number	Account Description	Revised Budget	Expended During Month	Expenditures to Date	% of Budget	Balance at EOM	P/ O Outstanding	Unencumbered Balance
01 2410 220 002	OFF/PRINCIPAL - SOC SEC NON-INSTR BE	2,604.00	212.71	1,556.54	59.77	1,047.46	0.00	1,047.46
01 2410 220 003	OFF/PRINCIPAL - SOC SEC NON-INSTR PC	2,798.00	609.20	2,842.22	101.58	(44.22)	0.00	(44.22)
01 2410 220 004	OFF/PRINCIPAL - SOC SEC NON-INSTR HE	2,669.00	753.95	3,225.40	120.85	(556.40)	0.00	(556.40)
01 2410 220 005	OFF/PRINCIPAL - SOC SEC NON-INSTR BMS	4,909.00	471.48	3,516.44	71.63	1,392.56	0.00	1,392.56
01 2410 220 006	OFF/PRINCIPAL - SOC SEC NON-INSTR AP	2,733.00	246.08	1,794.15	65.65	938.85	0.00	938.85
01 2410 220 007	OFF/PRINCIPAL - SOC SEC NON-INSTR SE	0.00	243.54	1,880.04	0.00	(1,880.04)	0.00	(1,880.04)
01 2410 220 008	OFF/PRINCIPAL - SOC SEC NON-INSTR BSMS	5,431.00	395.26	3,194.34	58.82	2,236.66	0.00	2,236.66
01 2410 221 001	OFF/PRINCIPAL - SOC SEC PRINCIPAL HS	21,199.00	1,750.45	12,253.15	57.80	8,945.85	0.00	8,945.85
01 2410 221 002	OFF/PRINCIPAL - SOC SEC PRINCIPAL BE	7,492.00	639.66	4,477.62	59.77	3,014.38	0.00	3,014.38
01 2410 221 003	OFF/PRINCIPAL - SOC SEC PRINCIPAL PC	13,576.00	624.67	6,231.05	45.90	7,344.95	0.00	7,344.95
01 2410 221 004	OFF/PRINCIPAL - SOC SEC PRINCIPAL HE	8,767.00	722.54	5,051.66	57.62	3,715.34	0.00	3,715.34
01 2410 221 005	OFF/PRINCIPAL - SOC SEC PRINCIPAL BMS	12,925.00	1,192.94	8,350.58	64.61	4,574.42	0.00	4,574.42
01 2410 221 006	OFF/PRINCIPAL - SOC SEC PRINCIPAL AP	8,813.00	726.31	5,084.17	57.69	3,728.83	0.00	3,728.83
01 2410 221 007	OFF/PRINCIPAL - SOC SEC PRINCIPAL SE	8,033.00	637.55	4,462.85	55.56	3,570.15	0.00	3,570.15
01 2410 221 008	OFF/PRINCIPAL - SOC SEC PRINCIPAL BSMS	12,770.00	1,052.05	7,387.22	57.85	5,382.78	0.00	5,382.78
01 2410 230 001	OFF/PRINCIPAL - RETIREMENT NON-INSTR HS	7,429.00	665.17	4,757.44	64.04	2,671.56	0.00	2,671.56
01 2410 230 002	OFF/PRINCIPAL - RETIREMENT NON-INSTR BE	2,130.00	203.91	1,480.50	69.51	649.50	0.00	649.50
01 2410 230 003	OFF/PRINCIPAL - RETIREMENT NON-INSTR PC	2,315.00	571.58	2,547.55	110.05	(232.55)	0.00	(232.55)
01 2410 230 004	OFF/PRINCIPAL - RETIREMENT NON-INSTR HE	2,191.00	723.00	2,960.50	135.12	(769.50)	0.00	(769.50)
01 2410 230 005	OFF/PRINCIPAL - RETIREMENT NON-INSTR BMS	4,338.00	387.46	2,919.84	67.31	1,418.16	0.00	1,418.16
01 2410 230 006	OFF/PRINCIPAL - RETIREMENT NON-INSTR AP	2,253.00	205.33	1,506.06	66.85	746.94	0.00	746.94
01 2410 230 007	OFF/PRINCIPAL - RETIREMENT NON-INSTR SE	5,923.00	233.34	1,801.71	30.42	4,121.29	0.00	4,121.29
01 2410 230 008	OFF/PRINCIPAL - RETIREMENT NON-INSTR BSMS	4,838.00	358.08	2,792.54	57.72	2,045.46	0.00	2,045.46
01 2410 231 001	OFF/PRINCIPAL - RETIREMENT PRINCIPAL HS	20,132.00	1,677.64	11,743.48	58.33	8,388.52	0.00	8,388.52
01 2410 231 002	OFF/PRINCIPAL - RETIREMENT PRINCIPAL BE	6,762.00	563.50	3,944.50	58.33	2,817.50	0.00	2,817.50
01 2410 231 003	OFF/PRINCIPAL - RETIREMENT PRINCIPAL PC	13,010.00	609.37	6,164.63	47.38	6,845.37	0.00	6,845.37
01 2410 231 004	OFF/PRINCIPAL - RETIREMENT PRINCIPAL HE	8,401.00	700.09	4,900.63	58.33	3,500.37	0.00	3,500.37
01 2410 231 005	OFF/PRINCIPAL - RETIREMENT PRINCIPAL BMS	11,759.00	1,126.89	7,888.23	67.08	3,870.77	0.00	3,870.77
01 2410 231 006	OFF/PRINCIPAL - RETIREMENT PRINCIPAL AP	8,445.00	703.76	4,926.32	58.33	3,518.68	0.00	3,518.68
01 2410 231 007	OFF/PRINCIPAL - RETIREMENT PRINCIPAL SE	7,280.00	606.68	4,246.76	58.33	3,033.24	0.00	3,033.24
01 2410 231 008	OFF/PRINCIPAL - RETIREMENT PRINCIPAL BSMS	12,238.00	1,019.82	7,161.14	58.52	5,076.86	0.00	5,076.86
01 2410 237 001	OFF/PRINCIPAL - INCR RET CONTR HS	9,479.00	805.73	5,674.87	59.87	3,804.13	0.00	3,804.13
01 2410 237 002	OFF/PRINCIPAL - INCR RET CONTR BE	3,058.00	263.93	1,865.78	61.01	1,192.22	0.00	1,192.22
01 2410 237 003	OFF/PRINCIPAL - INCR RET CONTR PC	5,270.00	406.14	2,996.27	56.86	2,273.73	0.00	2,273.73
01 2410 237 004	OFF/PRINCIPAL - INCR RET CONTR HE	3,643.00	489.42	2,703.59	74.21	939.41	0.00	939.41
01 2410 237 005	OFF/PRINCIPAL - INCR RET CONTR BMS	5,536.00	520.82	3,717.13	67.14	1,818.87	0.00	1,818.87
01 2410 237 006	OFF/PRINCIPAL - INCR RET CONTR AP	3,679.00	312.66	2,212.25	60.13	1,466.75	0.00	1,466.75
01 2410 237 007	OFF/PRINCIPAL - INCR RET CONTR SE	3,501.00	288.90	2,080.18	59.42	1,420.82	0.00	1,420.82
01 2410 237 008	OFF/PRINCIPAL - INCR RET CONTR BSMS	5,873.00	473.89	3,423.30	58.29	2,449.70	0.00	2,449.70
01 2410 280 001	OFF/PRINCIPAL - HEALTH BEN NON-INSTR HS	15,000.00	1,250.01	8,750.07	58.33	6,249.93	0.00	6,249.93
01 2410 280 002	OFF/PRINCIPAL - HEALTH BEN NON-INSTR BE	5,000.00	0.00	0.00	0.00	5,000.00	0.00	5,000.00
01 2410 280 003	OFF/PRINCIPAL - HEALTH BEN NON-INSTR PC	5,000.00	650.26	3,617.46	72.35	1,382.54	0.00	1,382.54
01 2410 280 004	OFF/PRINCIPAL - HEALTH BEN NON-INSTR HE	5,000.00	696.17	3,755.19	75.10	1,244.81	0.00	1,244.81
01 2410 280 005	OFF/PRINCIPAL - HEALTH BEN NON-INSTR BMS	5,000.00	891.67	6,241.69	124.83	(1,241.69)	0.00	(1,241.69)
01 2410 280 006	OFF/PRINCIPAL - HEALTH BEN NON-INSTR AP	5,000.00	416.67	2,916.69	58.33	2,083.31	0.00	2,083.31
01 2410 280 007	OFF/PRINCIPAL - HEALTH BEN NON-INSTR SE	0.00	0.00	0.00	0.00	0.00	0.00	0.00
01 2410 280 008	OFF/PRINCIPAL - HEALTH BEN NON-INSTR BSMS	5,003.00	358.66	4,177.30	83.50	825.70	0.00	825.70
01 2410 281 001	OFF/PRINCIPAL - HEALTH BEN PRINCIPAL HS	2,502.00	502.39	3,516.73	140.56	(1,014.73)	0.00	(1,014.73)
01 2410 281 002	OFF/PRINCIPAL - HEALTH BEN PRINCIPAL BE	5,700.00	891.67	6,241.69	109.50	(541.69)	0.00	(541.69)
01 2410 281 003	OFF/PRINCIPAL - HEALTH BEN PRINCIPAL PC	0.00	14.40	1,495.70	0.00	(1,495.70)	0.00	(1,495.70)
01 2410 281 004	OFF/PRINCIPAL - HEALTH BEN PRINCIPAL HE	0.00	0.00	0.00	0.00	0.00	0.00	0.00
01 2410 281 005	OFF/PRINCIPAL - HEALTH BEN PRINCIPAL BMS	8,550.00	356.25	2,493.75	29.17	6,056.25	0.00	6,056.25
01 2410 281 006	OFF/PRINCIPAL - HEALTH PRINCIPAL AP	0.00	0.00	0.00	0.00	0.00	0.00	0.00
01 2410 281 007	OFF/PRINCIPAL - HEALTH PRINCIPAL SE	5,700.00	475.00	3,325.00	58.33	2,375.00	0.00	2,375.00
01 2410 281 008	OFF/PRINCIPAL - HEALTH BEN PRINCIPAL BSMS	0.00	293.90	2,057.30	0.00	(2,057.30)	0.00	(2,057.30)

Regular; Processing Month 03/2023

Account Number	Account Description	Revised Budget	Expended During Month	Expenditures to Date	% of Budget	Balance at EOM	P/ O Outstanding	Unencumbered Balance
01 2410 580 001	OFF/PRINCIPAL - TRAVEL & MILEAGE HS	8,000.00	786.66	4,656.08	58.20	3,343.92	0.00	3,343.92
01 2410 580 002	OFF/PRINCIPAL - TRAVEL & MILEAGE BE	1,200.00	0.00	0.00	0.00	1,200.00	0.00	1,200.00
01 2410 580 003	OFF/PRINCIPAL - TRAVEL & MILEAGE PC	1,200.00	0.00	67.19	5.60	1,132.81	0.00	1,132.81
01 2410 580 004	OFF/PRINCIPAL - TRAVEL & MILEAGE HE	1,200.00	0.00	214.44	17.87	985.56	0.00	985.56
01 2410 580 005	OFF/PRINCIPAL - TRAVEL & MILEAGE BMS	3,000.00	20.44	108.56	3.62	2,891.44	0.00	2,891.44
01 2410 580 006	OFF/PRINCIPAL - TRAVEL & MILEAGE AP	1,200.00	0.00	0.00	0.00	1,200.00	0.00	1,200.00
01 2410 580 007	OFF/PRINCIPAL - TRAVEL & MILEAGE SE	1,200.00	0.00	0.00	0.00	1,200.00	0.00	1,200.00
01 2410 580 008	OFF/PRINCIPAL - TRAVEL & MILEAGE BSMS	3,000.00	41.92	317.27	10.58	2,682.73	0.00	2,682.73
01 2410 610 001	OFF/PRINCIPAL - SUPPLIES HS	2,375.00	122.66	533.70	44.96	1,841.30	534.12	1,307.18
01 2410 610 002	OFF/PRINCIPAL - SUPPLIES BE	1,900.00	24.59	2,913.35	153.33	(1,013.35)	0.00	(1,013.35)
01 2410 610 003	OFF/PRINCIPAL - SUPPLIES PC	1,900.00	0.00	597.43	31.44	1,302.57	0.00	1,302.57
01 2410 610 004	OFF/PRINCIPAL - SUPPLIES HE	1,625.00	399.02	2,916.84	182.51	(1,291.84)	48.90	(1,340.74)
01 2410 610 005	OFF/PRINCIPAL - SUPPLIES BMS	2,550.00	196.54	1,044.34	46.34	1,505.66	137.35	1,368.31
01 2410 610 006	OFF/PRINCIPAL - SUPPLIES AP	1,900.00	23.78	421.51	22.18	1,478.49	0.00	1,478.49
01 2410 610 007	OFF/PRINCIPAL - SUPPLIES SE	1,900.00	0.00	162.38	8.55	1,737.62	0.00	1,737.62
01 2410 610 008	OFF/PRINCIPAL - SUPPLIES BSMS	2,550.00	0.00	3,930.31	159.77	(1,380.31)	143.81	(1,524.12)
01 2410 650 001	OFF/PRINCIPAL - SUPPLIES TECH-REL HS	0.00	0.00	0.00	0.00	0.00	0.00	0.00
01 2410 650 002	OFF/PRINCIPAL - SUPPLIES TECH-REL BE	0.00	0.00	0.00	0.00	0.00	0.00	0.00
01 2410 650 003	OFF/PRINCIPAL - SUPPLIES TECH-REL PC	0.00	0.00	0.00	0.00	0.00	0.00	0.00
01 2410 650 004	OFF/PRINCIPAL - SUPPLIES TECH-REL HE	0.00	0.00	0.00	0.00	0.00	0.00	0.00
01 2410 650 005	OFF/PRINCIPAL - SUPPLIES TECH-REL BMS	0.00	29.99	29.99	0.00	(29.99)	0.00	(29.99)
01 2410 650 006	OFF/PRINCIPAL - SUPPLIES TECH-REL AP	0.00	0.00	0.00	0.00	0.00	0.00	0.00
01 2410 650 007	OFF/PRINCIPAL - SUPPLIES TECH-REL SE	0.00	0.00	0.00	0.00	0.00	0.00	0.00
01 2410 650 008	OFF/PRINCIPAL - SUPPLIES TECH-REL BSMS	0.00	29.99	29.99	0.00	(29.99)	0.00	(29.99)
01 2410 733 001	OFF/PRINCIPAL - FURN & EQUIP HS	0.00	0.00	0.00	0.00	0.00	0.00	0.00
01 2410 733 002	OFF/PRINCIPAL - FURN & EQUIP BE	0.00	0.00	0.00	0.00	0.00	0.00	0.00
01 2410 733 003	OFF/PRINCIPAL - FURN & EQUIP PC	0.00	0.00	0.00	0.00	0.00	0.00	0.00
01 2410 733 004	OFF/PRINCIPAL - FURN & EQUIP HE	0.00	0.00	0.00	0.00	0.00	0.00	0.00
01 2410 733 005	OFF/PRINCIPAL - FURN & EQUIP BMS	0.00	0.00	0.00	0.00	0.00	0.00	0.00
01 2410 733 006	OFF/PRINCIPAL - FURN & EQUIP AP	0.00	0.00	0.00	0.00	0.00	0.00	0.00
01 2410 733 007	OFF/PRINCIPAL - FURN & EQUIP SE	0.00	0.00	0.00	0.00	0.00	0.00	0.00
01 2410 733 008	OFF/PRINCIPAL - FURN & EQUIP BSMS	0.00	0.00	1,050.99	0.00	(1,050.99)	0.00	(1,050.99)
01 2410 810 001	OFF/PRINCIPAL - DUES & FEES HS	15,000.00	0.00	19,129.80	127.53	(4,129.80)	0.00	(4,129.80)
01 2410 810 002	OFF/PRINCIPAL - DUES & FEES BE	750.00	0.00	365.00	64.67	385.00	119.99	265.01
01 2410 810 003	OFF/PRINCIPAL - DUES & FEES PC	750.00	0.00	0.00	0.00	750.00	0.00	750.00
01 2410 810 004	OFF/PRINCIPAL - DUES & FEES HE	750.00	0.00	195.00	26.00	555.00	0.00	555.00
01 2410 810 005	OFF/PRINCIPAL - DUES & FEES BMS	1,500.00	0.00	58.45	95.16	1,441.55	1,369.00	72.55
01 2410 810 006	OFF/PRINCIPAL - DUES & FEES AP	750.00	0.00	0.00	2.00	750.00	15.00	735.00
01 2410 810 007	OFF/PRINCIPAL - DUES & FEES SE	750.00	0.00	269.00	35.87	481.00	0.00	481.00
01 2410 810 008	OFF/PRINCIPAL - DUES & FEES BSMS	1,500.00	0.00	190.00	12.67	1,310.00	0.00	1,310.00
01 2410 890 001	OFF/PRINCIPAL - OTHER MISC HS	400.00	0.00	0.00	0.00	400.00	0.00	400.00
01 2410 890 002	OFF/PRINCIPAL - OTHER MISC BE	400.00	0.00	0.00	0.00	400.00	0.00	400.00
01 2410 890 003	OFF/PRINCIPAL - OTHER MISC PC	400.00	0.00	0.00	0.00	400.00	0.00	400.00
01 2410 890 004	OFF/PRINCIPAL - OTHER MISC HE	400.00	0.00	0.00	0.00	400.00	0.00	400.00
01 2410 890 005	OFF/PRINCIPAL - OTHER MISC BMS	400.00	0.00	0.00	0.00	400.00	0.00	400.00
01 2410 890 006	OFF/PRINCIPAL - OTHER MISC AP	400.00	0.00	0.00	0.00	400.00	0.00	400.00
01 2410 890 007	OFF/PRINCIPAL - OTHER MISC SE	400.00	0.00	0.00	0.00	400.00	0.00	400.00
01 2410 890 008	OFF/PRINCIPAL - OTHER MISC BSMS	400.00	0.00	0.00	0.00	400.00	0.00	400.00
2410	OFFICE OF THE PRINCIPAL	2,223,125.00	193,069.58	1,362,875.38	61.41	860,249.62	2,368.17	857,881.45
2490	SCHOOL ADMIN OTHER							
01 2490 111 001	OTH BLDG ADMIN - SALARIES AD HS	49,900.00	4,158.34	29,108.38	58.33	20,791.62	0.00	20,791.62
01 2490 111 005	OTH BLDG ADMIN - SALARIES AD BMS	47,988.00	1,999.48	13,996.36	29.17	33,991.64	0.00	33,991.64
01 2490 111 008	OTH BLDG ADMIN - SALARIES AD BSMS	43,500.00	3,625.00	25,375.00	58.33	18,125.00	0.00	18,125.00
01 2490 151 001	OTH BLDG ADMIN - ADD'L COMP AD HS	130.00	10.81	75.67	58.21	54.33	0.00	54.33
01 2490 151 005	OTH BLDG ADMIN - ADD'L COMP AD BMS	125.00	5.20	36.40	29.12	88.60	0.00	88.60



Account Number	Account Description	Revised Budget	Expended During Month	Expenditures to Date	% of Budget	Balance at EOM	P/ O Outstanding	Unencumbered Balance
2520	WAREHOUSE SRVCS	55,232.00	4,235.77	32,721.62	59.24	22,510.38	0.00	22,510.38
2560	PUBLIC INFORMATION SERVICES							
01 2560 116 000	PIS - SALARIES PROF NON-CERT DIST	60,000.00	5,000.00	35,000.00	58.33	25,000.00	0.00	25,000.00
01 2560 156 000	PIS - ADD'L COMP PROF NON-CERT DIST	156.00	13.00	91.00	58.33	65.00	0.00	65.00
01 2560 216 000	PIS - GROUP INS PROF NON-CERT DIST	9,587.00	798.85	5,591.95	58.33	3,995.05	0.00	3,995.05
01 2560 226 000	PIS - SOC SEC PROF NON-CERT DIST	4,678.00	382.99	2,680.95	57.31	1,997.05	0.00	1,997.05
01 2560 236 000	PIS - RETIREMENT PROF NON-CERT DIST	4,410.00	367.50	2,572.50	58.33	1,837.50	0.00	1,837.50
01 2560 237 000	PIS - INCR RET CONTR DIST	1,517.00	126.39	884.73	58.32	632.27	0.00	632.27
01 2560 280 000	PIS - HEALTH BEN NON-INSTR DIST	0.00	0.00	0.00	0.00	0.00	0.00	0.00
01 2560 550 000	PIS - PRINTING DIST	25,000.00	0.00	5,432.46	21.73	19,567.54	0.00	19,567.54
01 2560 580 000	PIS - TRAVEL & MILEAGE	2,000.00	0.00	0.00	0.00	2,000.00	0.00	2,000.00
01 2560 610 000	PIS - SUPPLIES	7,500.00	0.00	54.23	0.72	7,445.77	0.00	7,445.77
01 2560 733 000	PIS - FURN & EQUIP	1,000.00	0.00	5,199.55	519.96	(4,199.55)	0.00	(4,199.55)
01 2560 734 000	PIS - HARDWARE	2,000.00	0.00	260.98	13.05	1,739.02	0.00	1,739.02
01 2560 735 000	PIS - SOFTWARE	1,500.00	0.00	1.00	0.07	1,499.00	0.00	1,499.00
01 2560 810 000	PIS - DUES & FEES	1,000.00	10.99	21.98	6.59	978.02	43.96	934.06
01 2560 890 000	PIS - OTHER MISC EXP	1,000.00	0.00	0.00	0.00	1,000.00	0.00	1,000.00
2560	PUBLIC INFORMATION SERVICES	121,348.00	6,699.72	57,791.33	47.66	63,556.67	43.96	63,512.71
2570	PERSONNEL SERVICES							
01 2570 540 000	PERSONNEL SERVICES - ADVERTISING	30,000.00	3,555.01	13,890.13	46.30	16,109.87	0.00	16,109.87
01 2570 610 000	PERSONNEL SERVICES - SUPPLIES	1,000.00	0.00	224.67	22.47	775.33	0.00	775.33
01 2570 735 000	PERSONNEL SERVICES - SOFTWARE	1,000.00	0.00	0.00	0.00	1,000.00	0.00	1,000.00
01 2570 810 000	PERSONNEL SERVICES - DUES & FEES	8,500.00	1,050.00	7,927.25	93.26	572.75	0.00	572.75
01 2570 890 000	PERSONNEL SERVICES - OTHER MISC	300.00	0.00	0.00	0.00	300.00	0.00	300.00
2570	PERSONNEL SERVICES	40,800.00	4,605.01	22,042.05	54.02	18,757.95	0.00	18,757.95
2580	ADMIN TECH SERVICES							
01 2580 110 000	ADMIN TECH SERV - SALARIES NON-INSTR	44,512.00	2,967.40	18,661.23	41.92	25,850.77	0.00	25,850.77
01 2580 130 000	ADMIN TECH SERV - OT SALARIES NON-INSTR	1,000.00	0.00	303.89	30.39	696.11	0.00	696.11
01 2580 150 000	ADMIN TECH SERV - ADD'L COMP NON-INSTR	116.00	18.36	74.46	64.19	41.54	0.00	41.54
01 2580 210 000	ADMIN TECH SERV - GROUP INS NON-INSTR	63.00	694.59	715.39	1,135.54	(652.39)	0.00	(652.39)
01 2580 220 000	ADMIN TECH SERV - SOC SEC NON-INSTR	3,927.00	226.12	1,599.60	40.73	2,327.40	0.00	2,327.40
01 2580 230 000	ADMIN TECH SERV - RETIREMENT NON-INSTR	3,345.00	218.10	1,381.03	41.29	1,963.97	0.00	1,963.97
01 2580 237 000	ADMIN TECH SERV - INCR RET CONTR	1,150.00	75.01	474.98	41.30	675.02	0.00	675.02
01 2580 280 000	ADMIN TECH SERV - HEALTH BEN NON-INSTR	5,700.00	104.26	2,004.26	35.16	3,695.74	0.00	3,695.74
2580	ADMIN TECH SERVICES	59,813.00	4,303.84	25,214.84	42.16	34,598.16	0.00	34,598.16
2590	CENTRAL SRVCS							
01 2590 110 000	CENTR SRVCS - SALARIES NON-INSTR DIST	36,192.00	0.00	18,098.26	50.01	18,093.74	0.00	18,093.74
01 2590 130 000	CENTR SRVCS - OT SALARIES NON-INSTR DIST	500.00	0.00	173.16	34.63	326.84	0.00	326.84
01 2590 150 000	CENTR SRVCS - ADD'L COMP NON-INSTR DIS	93.00	0.00	47.04	50.58	45.96	0.00	45.96
01 2590 210 000	CENTR SRVCS - GROUP INS NON-INSTR DIST	6,587.00	0.00	4,793.10	72.77	1,793.90	0.00	1,793.90
01 2590 220 000	CENTR SRVCS - SOC SEC NON-INSTR DIST	2,814.00	0.00	1,398.37	49.69	1,415.63	0.00	1,415.63
01 2590 230 000	CENTR SRVCS - RETIREMENT NON-INSTR DIST	2,697.00	0.00	1,342.95	49.79	1,354.05	0.00	1,354.05
01 2590 237 000	CENTR SRVCS - INCR RET CONTR DIST	928.00	0.00	461.86	49.77	466.14	0.00	466.14
01 2590 280 000	CENTR SRVCS - HEALTH BEN NON-INSTR DIST	0.00	0.00	0.00	0.00	0.00	0.00	0.00
2590	CENTRAL SRVCS	49,811.00	0.00	26,314.74	52.83	23,496.26	0.00	23,496.26
2610	OP OF BLDGS							
01 2610 110 000	OP OF BLDGS - SALARIES NON-INSTR DIST	20,957.00	842.51	6,271.82	29.93	14,685.18	0.00	14,685.18
01 2610 110 001	OP OF BLDGS - SALARIES NON-INSTR HS	98,072.00	7,391.51	54,759.39	55.84	43,312.61	0.00	43,312.61
01 2610 110 002	OP OF BLDGS - SALARIES NON-INSTR BE	43,680.00	3,667.40	27,193.25	62.26	16,486.75	0.00	16,486.75
01 2610 110 003	OP OF BLDGS - SALARIES NON-INSTR PC	50,232.00	3,951.91	29,725.83	59.18	20,506.17	0.00	20,506.17
01 2610 110 004	OP OF BLDGS - SALARIES NON-INSTR HE	55,536.00	4,438.88	34,446.29	62.03	21,089.71	0.00	21,089.71
01 2610 110 005	OP OF BLDGS - SALARIES NON-INSTR BMS	145,912.00	5,926.23	47,788.68	32.75	98,123.32	0.00	98,123.32
01 2610 110 006	OP OF BLDGS - SALARIES NON-INSTR AP	45,760.00	3,506.58	25,941.08	56.69	19,818.92	0.00	19,818.92

Account Number	Account Description	Revised Budget	Expended During Month	Expenditures to Date	% of Budget	Balance at EOM	P/ O Outstanding	Unencumbered Balance
01 2610 110 007	OP OF BLDGS - SALARIES NON-INSTR SE	47,320.00	3,666.39	27,591.44	58.31	19,728.56	0.00	19,728.56
01 2610 110 008	OP OF BLDGS - SALARIES NON-INSTR BSMS	62,816.00	4,717.84	36,716.86	58.45	26,099.14	0.00	26,099.14
01 2610 116 000	OP OF BLDGS - SALARIES PROF NON-CER DIST	87,150.00	7,262.50	50,837.50	58.33	36,312.50	0.00	36,312.50
01 2610 120 000	OP BLDGS - TEMP SALARIES NON-INSTR DIST	18,000.00	0.00	2,665.46	14.81	15,334.54	0.00	15,334.54
01 2610 130 000	OP OF BLDGS - OT SALARIES NON-INSTR DIST	3,000.00	247.19	1,069.17	35.64	1,930.83	0.00	1,930.83
01 2610 130 001	OP OF BLDGS - OT SALARIES NON-INSTR HS	21,000.00	806.09	7,090.82	33.77	13,909.18	0.00	13,909.18
01 2610 130 002	OP OF BLDGS - OT SALARIES NON-INSTR BE	5,750.00	740.19	7,304.99	127.04	(1,554.99)	0.00	(1,554.99)
01 2610 130 003	OP OF BLDGS - OT SALARIES NON-INSTR PC	15,000.00	753.12	9,469.46	63.13	5,530.54	0.00	5,530.54
01 2610 130 004	OP OF BLDGS - OT SALARIES NON-INSTR HE	7,500.00	589.14	3,894.34	51.92	3,605.66	0.00	3,605.66
01 2610 130 005	OP OF BLDGS - OT SALARIES NON-INSTR BMS	14,000.00	673.20	6,569.86	46.93	7,430.14	0.00	7,430.14
01 2610 130 006	OP OF BLDGS - OT SALARIES NON-INSTR AP	7,500.00	773.19	6,665.01	88.87	834.99	0.00	834.99
01 2610 130 007	OP OF BLDGS - OT SALARIES NON-INSTR SE	7,500.00	145.03	3,297.05	43.96	4,202.95	0.00	4,202.95
01 2610 130 008	OP OF BLDGS - OT SALARIES NON-INSTR BSMS	15,000.00	1,198.19	11,887.97	79.25	3,112.03	0.00	3,112.03
01 2610 150 000	OP OF BLDGS - ADD'L COMP NON-INSTR DIST	54.00	2.40	14.40	26.67	39.60	0.00	39.60
01 2610 150 001	OP OF BLDGS - ADD'L COMP NON-INSTR HS	255.00	20.65	144.55	56.69	110.45	0.00	110.45
01 2610 150 002	OP OF BLDGS - ADD'L COMP NON-INSTR BE	114.00	9.92	69.44	60.91	44.56	0.00	44.56
01 2610 150 003	OP OF BLDGS - ADD'L COMP NON-INSTR PC	131.00	10.89	76.23	58.19	54.77	0.00	54.77
01 2610 150 004	OP OF BLDGS - ADD'L COMP NON-INSTR HE	145.00	12.03	84.21	58.08	60.79	0.00	60.79
01 2610 150 005	OP OF BLDGS - ADD'L COMP NON-INSTR BMS	380.00	17.15	120.05	31.59	259.95	0.00	259.95
01 2610 150 006	OP OF BLDGS - ADD'L COMP NON-INSTR AP	119.00	9.92	69.44	58.35	49.56	0.00	49.56
01 2610 150 007	OP OF BLDGS - ADD'L COMP NON-INSTR SE	123.00	10.25	71.75	58.33	51.25	0.00	51.25
01 2610 150 008	OP OF BLDGS - ADD'L COMP NON-INSTR BSMS	163.00	13.61	95.27	58.45	67.73	0.00	67.73
01 2610 156 000	OP OF BLDGS - ADD'L COMP PROF NON-CER DI	227.00	18.88	132.16	58.22	94.84	0.00	94.84
01 2610 210 000	OP OF BLDGS - GROUP INS NON-INSTR DIST	31.00	1.30	7.81	25.19	23.19	0.00	23.19
01 2610 210 001	OP OF BLDGS - GROUP INS NON-INSTR HS	9,650.00	804.05	5,628.35	58.32	4,021.65	0.00	4,021.65
01 2610 210 002	OP OF BLDGS - GROUP INS NON-INSTR BE	9,587.00	63.21	442.47	4.62	9,144.53	0.00	9,144.53
01 2610 210 003	OP OF BLDGS - GROUP INS NON-INSTR PC	9,587.00	798.85	5,591.95	58.33	3,995.05	0.00	3,995.05
01 2610 210 004	OP OF BLDGS - GROUP INS NON-INSTR HE	9,587.00	798.85	5,591.95	58.33	3,995.05	0.00	3,995.05
01 2610 210 005	OP OF BLDGS - GROUP INS NON-INSTR BMS	27,572.00	1,493.44	10,454.08	37.92	17,117.92	0.00	17,117.92
01 2610 210 006	OP OF BLDGS - GROUP INS NON-INSTR AP	63.00	5.20	36.40	57.78	26.60	0.00	26.60
01 2610 210 007	OP OF BLDGS - GROUP INS NON-INSTR SE	8,336.00	63.21	442.47	5.31	7,893.53	0.00	7,893.53
01 2610 210 008	OP OF BLDGS - GROUP INS NON-INSTR BSMS	696.00	63.21	442.47	63.57	253.53	0.00	253.53
01 2610 216 000	OP OF BLDGS - GROUP INS PROF NON-CER DIS	63.00	5.20	36.40	57.78	26.60	0.00	26.60
01 2610 220 000	OP OF BLDGS - SOC SEC NON-INSTR DIST	3,432.00	92.62	821.06	23.92	2,610.94	0.00	2,610.94
01 2610 220 001	OP OF BLDGS - SOC SEC NON-INSTR HS	9,565.00	664.08	4,990.34	52.17	4,574.66	0.00	4,574.66
01 2610 220 002	OP OF BLDGS - SOC SEC NON-INSTR BE	3,790.00	363.49	2,823.29	74.49	966.71	0.00	966.71
01 2610 220 003	OP OF BLDGS - SOC SEC NON-INSTR PC	5,000.00	360.27	3,000.77	60.02	1,999.23	0.00	1,999.23
01 2610 220 004	OP OF BLDGS - SOC SEC NON-INSTR HE	4,833.00	385.07	2,936.03	60.75	1,896.97	0.00	1,896.97
01 2610 220 005	OP OF BLDGS - SOC SEC NON-INSTR BMS	12,698.00	505.67	4,164.13	32.79	8,533.87	0.00	8,533.87
01 2610 220 006	OP OF BLDGS - SOC SEC NON-INSTR AP	4,520.00	364.50	2,754.09	60.93	1,765.91	0.00	1,765.91
01 2610 220 007	OP OF BLDGS - SOC SEC NON-INSTR SE	4,203.00	319.49	2,558.37	60.87	1,644.63	0.00	1,644.63
01 2610 220 008	OP OF BLDGS - SOC SEC NON-INSTR BSMS	6,348.00	477.43	3,892.27	61.31	2,455.73	0.00	2,455.73
01 2610 226 000	OP OF BLDGS - SOC SEC PROF NON-CERT DIST	7,120.00	593.37	4,153.59	58.34	2,966.41	0.00	2,966.41
01 2610 230 000	OP OF BLDGS - RETIREMENT NON-INSTR DIST	1,761.00	80.09	509.93	28.96	1,251.07	0.00	1,251.07
01 2610 230 001	OP OF BLDGS - RETIREMENT NON-INSTR HS	8,752.00	602.52	4,545.99	51.94	4,206.01	0.00	4,206.01
01 2610 230 002	OP OF BLDGS - RETIREMENT NON-INSTR BE	3,633.00	323.96	2,535.62	69.79	1,097.38	0.00	1,097.38
01 2610 230 003	OP OF BLDGS - RETIREMENT NON-INSTR PC	4,795.00	345.82	2,880.85	60.08	1,914.15	0.00	1,914.15
01 2610 230 004	OP OF BLDGS - RETIREMENT NON-INSTR HE	4,633.00	369.56	2,818.03	60.83	1,814.97	0.00	1,814.97
01 2610 230 005	OP OF BLDGS - RETIREMENT NON-INSTR BMS	11,754.00	485.06	3,958.91	33.68	7,795.09	0.00	7,795.09
01 2610 230 006	OP OF BLDGS - RETIREMENT NON-INSTR AP	3,915.00	314.56	2,396.53	61.21	1,518.47	0.00	1,518.47
01 2610 230 007	OP OF BLDGS - RETIREMENT NON-INSTR SE	4,029.00	280.14	2,270.31	56.35	1,758.69	0.00	1,758.69
01 2610 230 008	OP OF BLDGS - RETIREMENT NON-INSTR BSMS	5,719.00	434.83	3,572.46	62.47	2,146.54	0.00	2,146.54
01 2610 236 000	OP OF BLDGS - RETIRE PROF NON-CERT DIST	6,406.00	533.79	3,736.53	58.33	2,669.47	0.00	2,669.47
01 2610 237 000	OP OF BLDGS - INCR RET CONTR DIST	2,809.00	211.12	1,460.45	51.99	1,348.55	0.00	1,348.55
01 2610 237 001	OP OF BLDGS - INCR RET CONTR HS	3,010.00	207.22	1,563.48	51.94	1,446.52	0.00	1,446.52

Account Number	Account Description	Revised Budget	Expended During Month	Expenditures to Date	% of Budget	Balance at EOM	P/ O Outstanding	Unencumbered Balance
01 2610 237 002	OP OF BLDGS - INCR RET CONTR BE	1,249.00	111.42	872.05	69.82	376.95	0.00	376.95
01 2610 237 003	OP OF BLDGS - INCR RET CONTR PC	1,649.00	118.94	990.77	60.08	658.23	0.00	658.23
01 2610 237 004	OP OF BLDGS - INCR RET CONTR HE	1,593.00	127.10	969.18	60.84	623.82	0.00	623.82
01 2610 237 005	OP OF BLDGS - INCR RET CONTR BMS	4,042.00	166.82	1,361.54	33.68	2,680.46	0.00	2,680.46
01 2610 237 006	OP OF BLDGS - INCR RET CONTR AP	1,346.00	108.19	824.22	61.23	521.78	0.00	521.78
01 2610 237 007	OP OF BLDGS - INCR RET CONTR SE	1,386.00	96.35	780.81	56.34	605.19	0.00	605.19
01 2610 237 008	OP OF BLDGS - INCR RET CONTR BSMS	1,967.00	149.55	1,228.63	62.46	738.37	0.00	738.37
01 2610 280 000	OP OF BLDGS - HEALTH BEN NON-INSTR DIST	2,850.00	118.75	712.50	25.00	2,137.50	0.00	2,137.50
01 2610 280 001	OP OF BLDGS - HEALTH BEN NON-INSTR HS	5,700.00	475.00	3,325.00	58.33	2,375.00	0.00	2,375.00
01 2610 280 002	OP OF BLDGS - HEALTH BEN NON-INSTR BE	0.00	416.99	2,918.93	0.00	(2,918.93)	0.00	(2,918.93)
01 2610 280 004	OP OF BLDGS - HEALTH BEN NON-INSTR HE	0.00	0.00	0.00	0.00	0.00	0.00	0.00
01 2610 280 005	OP OF BLDGS - HEALTH BEN NON-INSTR BMS	5,700.00	104.26	729.82	12.80	4,970.18	0.00	4,970.18
01 2610 280 006	OP OF BLDGS - HEALTH BEN NON-INSTR AP	5,700.00	475.00	3,325.00	58.33	2,375.00	0.00	2,375.00
01 2610 280 007	OP OF BLDGS - HEALTH BEN NON-INSTR SE	0.00	416.99	2,918.93	0.00	(2,918.93)	0.00	(2,918.93)
01 2610 280 008	OP OF BLDGS - HEALTH BEN NON-INSTR BSMS	5,004.00	416.99	2,918.93	58.33	2,085.07	0.00	2,085.07
01 2610 286 000	OP OF BLDGS - HEALTH BEN PROF NON-CERT	5,700.00	475.00	3,325.00	58.33	2,375.00	0.00	2,375.00
01 2610 340 001	Maint of Plant-Contract Repair Sec	0.00	0.00	0.00	0.00	0.00	0.00	0.00
01 2610 350 001	OP OF BLDGS - TECH SERVICES HS	0.00	0.00	0.00	0.00	0.00	0.00	0.00
01 2610 350 002	OP OF BLDGS - TECH SERVICES BE	0.00	0.00	0.00	0.00	0.00	0.00	0.00
01 2610 350 003	OP OF BLDGS - TECH SERVICES PC	0.00	0.00	0.00	0.00	0.00	0.00	0.00
01 2610 350 004	OP OF BLDGS - TECH SERVICES HE	0.00	0.00	0.00	0.00	0.00	0.00	0.00
01 2610 382 000	OP OF BLDGS - DISTANCE ED & TELECOM DIST	11,000.00	962.34	7,104.69	64.59	3,895.31	0.00	3,895.31
01 2610 382 001	OP OF BLDGS - DISTANCE ED & TELECOM HS	3,000.00	209.64	1,460.76	48.69	1,539.24	0.00	1,539.24
01 2610 382 002	OP OF BLDGS - DISTANCE ED & TELECOM BE	2,500.00	139.47	960.37	38.41	1,539.63	0.00	1,539.63
01 2610 382 003	OP OF BLDGS - DISTANCE ED & TELECOM PC	2,500.00	136.14	948.36	37.93	1,551.64	0.00	1,551.64
01 2610 382 004	OP OF BLDGS - DISTANCE ED & TELECOM HE	2,500.00	128.79	896.91	35.88	1,603.09	0.00	1,603.09
01 2610 382 005	OP OF BLDGS - DISTANCE ED & TELECOM BMS	1,500.00	68.00	473.66	31.58	1,026.34	0.00	1,026.34
01 2610 382 006	OP OF BLDGS - DISTANCE ED & TELECOM AP	2,500.00	160.99	1,121.13	44.85	1,378.87	0.00	1,378.87
01 2610 382 007	OP OF BLDGS - DISTANCE ED & TELECOM SE	2,500.00	64.40	542.89	21.72	1,957.11	0.00	1,957.11
01 2610 382 008	OP OF BLDGS - DISTANCE ED & TELECOM BSMS	1,500.00	96.59	715.22	47.68	784.78	0.00	784.78
01 2610 410 001	OP OF BLDGS - WATER & SEWER HS	12,000.00	0.00	0.00	0.00	12,000.00	0.00	12,000.00
01 2610 410 002	OP OF BLDGS - WATER & SEWER BE	9,000.00	0.00	0.00	0.00	9,000.00	0.00	9,000.00
01 2610 410 003	OP OF BLDGS - WATER & SEWER PC	5,000.00	0.00	0.00	0.00	5,000.00	0.00	5,000.00
01 2610 410 004	OP OF BLDGS - WATER & SEWER HE	5,000.00	0.00	0.00	0.00	5,000.00	0.00	5,000.00
01 2610 410 005	OP OF BLDGS - WATER & SEWER BMS	5,000.00	0.00	0.00	0.00	5,000.00	0.00	5,000.00
01 2610 410 006	OP OF BLDGS - WATER & SEWER AP	5,000.00	0.00	0.00	0.00	5,000.00	0.00	5,000.00
01 2610 410 007	OP OF BLDGS - WATER & SEWER SE	5,000.00	0.00	0.00	0.00	5,000.00	0.00	5,000.00
01 2610 410 008	OP OF BLDGS - WATER & SEWER BSMS	5,000.00	0.00	0.00	0.00	5,000.00	0.00	5,000.00
01 2610 431 000	OP OF BLDGS - REPAIRS & MAINT DIST	3,000.00	1,108.26	4,338.60	171.34	(1,338.60)	801.50	(2,140.10)
01 2610 431 001	OP OF BLDGS - REPAIRS & MAINT HS	200,000.00	17,757.76	71,726.30	40.50	128,273.70	9,271.13	119,002.57
01 2610 431 002	OP OF BLDGS - REPAIRS & MAINT BE	56,000.00	782.57	10,474.38	20.49	45,525.62	1,000.00	44,525.62
01 2610 431 003	OP OF BLDGS - REPAIRS & MAINT PC	25,000.00	1,819.50	8,679.44	34.72	16,320.56	0.00	16,320.56
01 2610 431 004	OP OF BLDGS - REPAIRS & MAINT HE	40,000.00	6,251.56	18,717.96	49.17	21,282.04	950.00	20,332.04
01 2610 431 005	OP OF BLDGS - REPAIRS & MAINT BMS	25,000.00	3,058.78	24,066.92	133.40	933.08	9,283.42	(8,350.34)
01 2610 431 006	OP OF BLDGS - REPAIRS & MAINT AP	25,000.00	832.00	13,419.71	62.38	11,580.29	2,175.50	9,404.79
01 2610 431 007	OP OF BLDGS - REPAIRS & MAINT SE	25,000.00	108.41	1,837.92	7.35	23,162.08	0.00	23,162.08
01 2610 431 008	OP OF BLDGS - REPAIRS & MAINT BSMS	15,000.00	216.13	3,298.42	23.66	11,701.58	250.00	11,451.58
01 2610 440 000	OP OF BLDGS - RENTALS DIST	120,650.00	13,453.70	99,049.90	82.10	21,600.10	0.00	21,600.10
01 2610 440 001	OP OF BLDGS - RENTALS HS	40,000.00	17,620.00	27,120.00	67.80	12,880.00	0.00	12,880.00
01 2610 440 002	OP OF BLDGS - RENTALS BE	3,000.00	37.50	2,762.50	92.08	237.50	0.00	237.50
01 2610 440 003	OP OF BLDGS - RENTALS PC	2,000.00	0.00	0.00	0.00	2,000.00	0.00	2,000.00
01 2610 440 004	OP OF BLDGS - RENTALS HE	2,000.00	0.00	1,235.67	61.78	764.33	0.00	764.33
01 2610 440 005	OP OF BLDGS - RENTALS BMS	10,000.00	0.00	2,500.00	25.00	7,500.00	0.00	7,500.00
01 2610 440 006	OP OF BLDGS - RENTALS AP	2,000.00	0.00	0.00	0.00	2,000.00	0.00	2,000.00
01 2610 440 007	OP OF BLDGS - RENTALS SE	2,000.00	0.00	0.00	0.00	2,000.00	0.00	2,000.00

Account Number	Account Description	Revised Budget	Expended During Month	Expenditures to Date	% of Budget	Balance at EOM	P/ O Outstanding	Unencumbered Balance
01 2610 440 008	OP OF BLDGS - RENTALS BSMS	1,000.00	0.00	2,500.00	250.00	(1,500.00)	0.00	(1,500.00)
01 2610 520 000	OP OF BLDGS - LIABILITY INS DIST	0.00	0.00	0.00	0.00	0.00	0.00	0.00
01 2610 520 001	OP OF BLDGS - LIABILITY INS HS	33,750.00	0.00	37,177.37	110.16	(3,427.37)	0.00	(3,427.37)
01 2610 520 002	OP OF BLDGS - LIABILITY INS BE	33,750.00	0.00	37,177.37	110.16	(3,427.37)	0.00	(3,427.37)
01 2610 520 003	OP OF BLDGS - LIABILITY INS PC	33,750.00	0.00	37,177.37	110.16	(3,427.37)	0.00	(3,427.37)
01 2610 520 004	OP OF BLDGS - LIABILITY INS HE	33,750.00	0.00	37,177.37	110.16	(3,427.37)	0.00	(3,427.37)
01 2610 520 005	OP OF BLDGS - LIABILITY INS BMS	33,750.00	0.00	37,177.38	110.16	(3,427.38)	0.00	(3,427.38)
01 2610 520 006	OP OF BLDGS - LIABILITY INS AP	33,750.00	0.00	37,177.38	110.16	(3,427.38)	0.00	(3,427.38)
01 2610 520 007	OP OF BLDGS - LIABILITY INS SE	33,750.00	0.00	37,177.38	110.16	(3,427.38)	0.00	(3,427.38)
01 2610 520 008	OP OF BLDGS - LIABILITY INS BSMS	33,750.00	0.00	37,177.38	110.16	(3,427.38)	0.00	(3,427.38)
01 2610 530 000	OP OF BLDGS - TELEPHONE DIST	1,000.00	0.00	0.00	0.00	1,000.00	0.00	1,000.00
01 2610 530 001	OP OF BLDGS - TELEPHONE HS	0.00	0.00	0.00	0.00	0.00	0.00	0.00
01 2610 530 002	OP OF BLDGS - TELEPHONE BE	0.00	0.00	0.00	0.00	0.00	0.00	0.00
01 2610 530 003	OP OF BLDGS - TELEPHONE PC	0.00	0.00	0.00	0.00	0.00	0.00	0.00
01 2610 530 004	OP OF BLDGS - TELEPHONE HE	0.00	0.00	0.00	0.00	0.00	0.00	0.00
01 2610 530 005	OP OF BLDGS - TELEPHONE BMS	0.00	0.00	0.00	0.00	0.00	0.00	0.00
01 2610 530 006	OP OF BLDGS - TELEPHONE AP	0.00	0.00	0.00	0.00	0.00	0.00	0.00
01 2610 530 007	OP OF BLDGS - TELEPHONE SE	0.00	0.00	0.00	0.00	0.00	0.00	0.00
01 2610 530 008	OP OF BLDGS - TELEPHONE BSMS	0.00	0.00	0.00	0.00	0.00	0.00	0.00
01 2610 531 000	OP OF BLDGS - POSTAGE DIST	30,000.00	0.00	1,399.41	4.66	28,600.59	0.00	28,600.59
01 2610 580 000	OP OF BLDGS - TRAVEL & MILEAGE DIST	300.00	0.00	0.00	0.00	300.00	0.00	300.00
01 2610 580 001	OP OF BLDGS - TRAVEL & MILEAGE HS	300.00	9.17	185.85	61.95	114.15	0.00	114.15
01 2610 580 002	OP OF BLDGS - TRAVEL & MILEAGE BE	300.00	0.00	0.00	0.00	300.00	0.00	300.00
01 2610 580 003	OP OF BLDGS - TRAVEL & MILEAGE PC	1,200.00	51.75	686.12	57.18	513.88	0.00	513.88
01 2610 580 004	OP OF BLDGS - TRAVEL & MILEAGE HE	1,200.00	57.64	593.27	49.44	606.73	0.00	606.73
01 2610 580 005	OP OF BLDGS - TRAVEL & MILEAGE BMS	1,200.00	35.37	210.86	17.57	989.14	0.00	989.14
01 2610 580 006	OP OF BLDGS - TRAVEL & MILEAGE AP	1,200.00	0.00	206.18	17.18	993.82	0.00	993.82
01 2610 580 007	OP OF BLDGS - TRAVEL & MILEAGE SE	1,200.00	24.89	127.02	10.59	1,072.98	0.00	1,072.98
01 2610 580 008	OP OF BLDGS - TRAVEL & MILEAGE BSMS	1,200.00	95.63	754.84	62.90	445.16	0.00	445.16
01 2610 610 000	OP OF BLDGS - SUPPLIES DIST	22,000.00	972.55	16,606.17	81.27	5,393.83	1,272.64	4,121.19
01 2610 610 001	OP OF BLDGS - SUPPLIES HS	24,500.00	2,008.65	18,471.45	80.14	6,028.55	1,162.32	4,866.23
01 2610 610 002	OP OF BLDGS - SUPPLIES BE	24,500.00	715.07	11,590.99	50.95	12,909.01	892.10	12,016.91
01 2610 610 003	OP OF BLDGS - SUPPLIES PC	24,500.00	2,044.63	14,497.24	59.45	10,002.76	67.84	9,934.92
01 2610 610 004	OP OF BLDGS - SUPPLIES HE	24,500.00	447.84	9,202.37	40.63	15,297.63	752.08	14,545.55
01 2610 610 005	OP OF BLDGS - SUPPLIES BMS	24,500.00	1,533.65	13,235.76	61.89	11,264.24	1,927.84	9,336.40
01 2610 610 006	OP OF BLDGS - SUPPLIES AP	24,500.00	3,133.75	18,187.04	79.28	6,312.96	1,236.82	5,076.14
01 2610 610 007	OP OF BLDGS - SUPPLIES SE	24,500.00	2,823.72	15,153.81	61.85	9,346.19	0.00	9,346.19
01 2610 610 008	OP OF BLDGS - SUPPLIES BSMS	24,500.00	1,817.00	36,676.20	150.81	(12,176.20)	272.72	(12,448.92)
01 2610 621 000	OP OF BLDGS - UTILITY ENERGY DIST	28,000.00	1,797.00	12,579.00	44.93	15,421.00	0.00	15,421.00
01 2610 621 001	OP OF BLDGS - UTILITY ENERGY HS	241,000.00	20,413.31	145,645.37	60.43	95,354.63	0.00	95,354.63
01 2610 621 002	OP OF BLDGS - UTILITY ENERGY BE	129,730.00	10,068.00	70,476.00	54.33	59,254.00	0.00	59,254.00
01 2610 621 003	OP OF BLDGS - UTILITY ENERGY PC	85,000.00	8,168.48	57,117.78	67.20	27,882.22	0.00	27,882.22
01 2610 621 004	OP OF BLDGS - UTILITY ENERGY HE	85,000.00	6,205.00	42,305.00	49.77	42,695.00	0.00	42,695.00
01 2610 621 005	OP OF BLDGS - UTILITY ENERGY BMS	125,000.00	10,622.00	74,354.00	59.48	50,646.00	0.00	50,646.00
01 2610 621 006	OP OF BLDGS - UTILITY ENERGY AP	89,000.00	8,141.00	56,987.00	64.03	32,013.00	0.00	32,013.00
01 2610 621 007	OP OF BLDGS - UTILITY ENERGY SE	89,000.00	6,915.21	58,429.50	65.65	30,570.50	0.00	30,570.50
01 2610 621 008	OP OF BLDGS - UTILITY ENERGY BSMS	125,000.00	12,461.51	91,643.14	73.31	33,356.86	0.00	33,356.86
01 2610 626 000	OP OF BLDGS - GAS & OIL DIST	12,000.00	400.11	5,011.75	41.76	6,988.25	0.00	6,988.25
01 2610 733 000	OP OF BLDGS - FURN & EQUIP DIST	5,000.00	0.00	46.00	0.92	4,954.00	0.00	4,954.00
01 2610 733 001	OP OF BLDGS - FURN & EQUIP HS	12,000.00	1,175.00	2,932.32	65.89	9,067.68	4,975.00	4,092.68
01 2610 733 002	OP OF BLDGS - FURN & EQUIP BE	12,000.00	0.00	0.00	0.00	12,000.00	0.00	12,000.00
01 2610 733 003	OP OF BLDGS - FURN & EQUIP PC	12,000.00	0.00	0.00	0.00	12,000.00	0.00	12,000.00
01 2610 733 004	OP OF BLDGS - FURN & EQUIP HE	12,000.00	0.00	0.00	0.00	12,000.00	0.00	12,000.00
01 2610 733 005	OP OF BLDGS - FURN & EQUIP BMS	12,000.00	0.00	240.95	2.01	11,759.05	0.00	11,759.05
01 2610 733 006	OP OF BLDGS - FURN & EQUIP AP	12,000.00	0.00	61.86	0.52	11,938.14	0.00	11,938.14

Account Number	Account Description	Revised Budget	Expended During Month	Expenditures to Date	% of Budget	Balance at EOM	P/ O Outstanding	Unencumbered Balance
01 2610 733 007	OP OF BLDGS - FURN & EQUIP SE	12,000.00	0.00	9,961.14	83.01	2,038.86	0.00	2,038.86
01 2610 733 008	OP OF BLDGS - FURN & EQUIP BSMS	12,000.00	0.00	15,135.17	136.83	(3,135.17)	1,285.00	(4,420.17)
01 2610 810 000	OP OF BLDGS - DUES & FEES DIST	5,000.00	0.00	11,834.00	236.68	(6,834.00)	0.00	(6,834.00)
01 2610 810 001	OP OF BLDGS - DUES & FEES HS	5,000.00	0.00	0.00	0.00	5,000.00	0.00	5,000.00
01 2610 810 002	OP OF BLDGS - DUES & FEES BE	1,000.00	0.00	0.00	(5.00)	1,000.00	(50.00)	1,050.00
01 2610 810 003	OP OF BLDGS - DUES & FEES PC	1,000.00	0.00	0.00	0.00	1,000.00	0.00	1,000.00
01 2610 810 004	OP OF BLDGS - DUES & FEES HE	1,000.00	0.00	0.00	0.00	1,000.00	0.00	1,000.00
01 2610 810 005	OP OF BLDGS - DUES & FEES BMS	1,000.00	0.00	0.00	0.00	1,000.00	0.00	1,000.00
01 2610 810 006	OP OF BLDGS - DUES & FEES AP	1,000.00	0.00	0.00	0.00	1,000.00	0.00	1,000.00
01 2610 810 007	OP OF BLDGS - DUES & FEES SE	1,000.00	0.00	0.00	0.00	1,000.00	0.00	1,000.00
01 2610 810 008	OP OF BLDGS - DUES & FEES BSMS	1,000.00	0.00	0.00	0.00	1,000.00	0.00	1,000.00
01 2610 890 000	OP OF BLDGS - OTHER MISC DIST	1,500.00	0.00	0.00	0.00	1,500.00	0.00	1,500.00
01 2610 890 001	OP OF BLDGS - OTHER MISC HS	4,500.00	0.00	0.00	0.00	4,500.00	0.00	4,500.00
01 2610 890 002	OP OF BLDGS - OTHER MISC BE	4,500.00	0.00	0.00	0.00	4,500.00	0.00	4,500.00
01 2610 890 003	OP OF BLDGS - OTHER MISC PC	4,000.00	0.00	0.00	0.00	4,000.00	0.00	4,000.00
01 2610 890 004	OP OF BLDGS - OTHER MISC HE	4,000.00	0.00	0.00	0.00	4,000.00	0.00	4,000.00
01 2610 890 005	OP OF BLDGS - OTHER MISC BMS	1,500.00	0.00	0.00	0.00	1,500.00	0.00	1,500.00
01 2610 890 006	OP OF BLDGS - OTHER MISC AP	4,000.00	0.00	0.00	0.00	4,000.00	0.00	4,000.00
01 2610 890 007	OP OF BLDGS - OTHER MISC SE	4,000.00	0.00	0.00	0.00	4,000.00	0.00	4,000.00
01 2610 890 008	OP OF BLDGS - OTHER MISC BSMS	4,000.00	0.00	0.00	0.00	4,000.00	0.00	4,000.00
2610	OP OF BLDGS	3,378,159.00	234,761.78	1,938,197.73	58.49	1,439,961.27	37,525.91	1,402,435.36
2620	MAINT OF BLDGS							
01 2620 340 000	MAINT OF BLDGS - CONTR SERVICES DIST	125,000.00	3,613.80	179,967.22	148.75	(54,967.22)	5,969.00	(60,936.22)
01 2620 340 001	MAINT OF BLDGS - CONTR SERVICES HS	125,000.00	4,377.62	57,652.61	48.19	67,347.39	2,580.32	64,767.07
01 2620 340 002	MAINT OF BLDGS - CONTR SERVICES BE	150,000.00	1,470.06	17,623.76	11.75	132,376.24	0.00	132,376.24
01 2620 340 003	MAINT OF BLDGS - CONTR SERVICES PC	50,000.00	1,571.62	22,833.87	45.67	27,166.13	0.00	27,166.13
01 2620 340 004	MAINT OF BLDGS - CONTR SERVICES HE	25,000.00	1,391.62	24,746.85	104.00	253.15	1,252.12	(998.97)
01 2620 340 005	MAINT OF BLDGS - CONTR SERVICES BMS	10,000.00	2,424.12	29,431.54	316.37	(19,431.54)	2,205.13	(21,636.67)
01 2620 340 006	MAINT OF BLDGS - CONTR SERVICES AP	10,000.00	1,647.53	22,254.38	226.04	(12,254.38)	350.00	(12,604.38)
01 2620 340 007	MAINT OF BLDGS - CONTR SERVICES SE	10,000.00	2,135.32	8,529.43	102.79	1,470.57	1,750.00	(279.43)
01 2620 340 008	MAINT OF BLDGS - CONTR SERVICES BSMS	10,000.00	2,381.45	32,132.05	321.32	(22,132.05)	0.00	(22,132.05)
01 2620 420 000	MAINT OF BLDGS - CLEANING SERVICES DIST	31,500.00	1,381.00	13,050.77	41.43	18,449.23	0.00	18,449.23
01 2620 420 001	MAINT OF BLDGS - CLEANING SERVICES HS	250,000.00	21,470.00	150,354.21	60.14	99,645.79	0.00	99,645.79
01 2620 420 002	MAINT OF BLDGS - CLEANING SERVICES BE	155,000.00	7,570.00	52,637.42	33.96	102,362.58	0.00	102,362.58
01 2620 420 003	MAINT OF BLDGS - CLEANING SERVICES PC	155,000.00	7,828.00	54,156.59	34.94	100,843.41	0.00	100,843.41
01 2620 420 004	MAINT OF BLDGS - CLEANING SERVICES HE	155,000.00	7,293.00	50,711.73	32.72	104,288.27	0.00	104,288.27
01 2620 420 005	MAINT OF BLDGS - CLEANING SERVICES BMS	65,000.00	9,076.00	58,876.81	90.58	6,123.19	0.00	6,123.19
01 2620 420 006	MAINT OF BLDGS - CLEANING SERVICES AP	155,000.00	8,127.00	56,701.16	36.58	98,298.84	0.00	98,298.84
01 2620 420 007	MAINT OF BLDGS - CLEANING SERVICES SE	155,000.00	7,364.00	55,175.43	35.60	99,824.57	0.00	99,824.57
01 2620 420 008	MAINT OF BLDGS - CLEANING SERVICES BSMS	155,000.00	14,219.00	93,969.04	60.63	61,030.96	0.00	61,030.96
01 2620 431 000	MAINT OF BLDGS - REPAIRS & MAINT DIST	50,000.00	0.00	0.00	0.00	50,000.00	0.00	50,000.00
01 2620 490 000	MAINT OF BLDGS - OTHER PROP SERV DIST	8,000.00	141.45	1,075.02	13.44	6,924.98	0.00	6,924.98
01 2620 490 001	MAINT OF BLDGS - OTHER PROP SERV HS	14,000.00	0.00	648.00	4.63	13,352.00	0.00	13,352.00
01 2620 490 002	MAINT OF BLDGS - OTHER PROP SERV BE	1,800.00	0.00	180.00	10.00	1,620.00	0.00	1,620.00
01 2620 490 003	MAINT OF BLDGS - OTHER PROP SERV PC	1,200.00	0.00	36.00	3.00	1,164.00	0.00	1,164.00
01 2620 490 004	MAINT OF BLDGS - OTHER PROP SERV HE	1,200.00	0.00	108.00	9.00	1,092.00	0.00	1,092.00
01 2620 490 005	MAINT OF BLDGS - OTHER PROP SERV BMS	1,500.00	0.00	156.00	10.40	1,344.00	0.00	1,344.00
01 2620 490 006	MAINT OF BLDGS - OTHER PROP SERV AP	1,200.00	0.00	36.00	3.00	1,164.00	0.00	1,164.00
01 2620 490 007	MAINT OF BLDGS - OTHER PROP SERV SE	1,200.00	0.00	72.00	6.00	1,128.00	0.00	1,128.00
01 2620 490 008	MAINT OF BLDGS - OTHER PROP SERV BSMS	1,500.00	0.00	36.00	2.40	1,464.00	0.00	1,464.00
2620	MAINT OF BLDGS	1,873,100.00	105,482.59	983,151.89	53.24	889,948.11	14,106.57	875,841.54
2660	SECURITY							
01 2660 340 000	SECURITY - OTHER PROF SERVICES DIST	51,500.00	0.00	71,929.99	172.07	(20,429.99)	16,683.50	(37,113.49)
01 2660 340 001	SECURITY - OTHER PROF SERVICES HS	2,000.00	0.00	377.50	18.88	1,622.50	0.00	1,622.50

Account Number	Account Description	Revised Budget	Expended During Month	Expenditures to Date	% of Budget	Balance at EOM	P/ O Outstanding	Unencumbered Balance
01 2660 340 002	SECURITY - OTHER PROF SERVICES BE	950.00	0.00	0.00	0.00	950.00	0.00	950.00
01 2660 340 003	SECURITY - OTHER PROF SERVICES PC	950.00	0.00	0.00	0.00	950.00	0.00	950.00
01 2660 340 004	SECURITY - OTHER PROF SERVICES HE	800.00	0.00	0.00	0.00	800.00	0.00	800.00
01 2660 340 005	SECURITY - OTHER PROF SERVICES BMS	1,000.00	0.00	0.00	0.00	1,000.00	0.00	1,000.00
01 2660 340 006	SECURITY - OTHER PROF SERVICES AP	1,000.00	0.00	0.00	0.00	1,000.00	0.00	1,000.00
01 2660 340 007	SECURITY - OTHER PROF SERVICES SE	1,000.00	0.00	3,543.75	354.38	(2,543.75)	0.00	(2,543.75)
01 2660 340 008	SECURITY - OTHER PROF SERVICES BSMS	1,000.00	0.00	4,961.25	496.13	(3,961.25)	0.00	(3,961.25)
01 2660 431 000	SECURITY - REPAIRS & MAINT DIST	1,000.00	0.00	0.00	0.00	1,000.00	0.00	1,000.00
01 2660 431 001	SECURITY - REPAIRS & MAINT HS	1,000.00	0.00	0.00	0.00	1,000.00	0.00	1,000.00
01 2660 431 002	SECURITY - REPAIRS & MAINT BE	500.00	0.00	0.00	0.00	500.00	0.00	500.00
01 2660 431 003	SECURITY - REPAIRS & MAINT PC	500.00	0.00	0.00	0.00	500.00	0.00	500.00
01 2660 431 004	SECURITY - REPAIRS & MAINT HE	500.00	0.00	0.00	0.00	500.00	0.00	500.00
01 2660 431 005	SECURITY - REPAIRS & MAINT BMS	500.00	0.00	0.00	0.00	500.00	0.00	500.00
01 2660 431 006	SECURITY - REPAIRS & MAINT AP	500.00	0.00	0.00	0.00	500.00	0.00	500.00
01 2660 431 007	SECURITY - REPAIRS & MAINT SE	500.00	0.00	0.00	0.00	500.00	0.00	500.00
01 2660 431 008	SECURITY - REPAIRS & MAINT BSMS	500.00	0.00	0.00	0.00	500.00	0.00	500.00
01 2660 590 000	SECURITY - PURCHASED SERVICES DIST	15,000.00	0.00	5,444.00	41.89	9,556.00	840.00	8,716.00
01 2660 590 001	SECURITY - PURCHASED SERVICES HS	1,000.00	0.00	885.18	172.52	114.82	840.00	(725.18)
01 2660 590 002	SECURITY - PURCHASED SERVICES BE	800.00	0.00	882.50	110.31	(82.50)	0.00	(82.50)
01 2660 590 003	SECURITY - PURCHASED SERVICES PC	800.00	0.00	0.00	0.00	800.00	0.00	800.00
01 2660 590 004	SECURITY - PURCHASED SERVICES HE	800.00	0.00	281.25	140.16	518.75	840.00	(321.25)
01 2660 590 005	SECURITY - PURCHASED SERVICES BMS	1,000.00	0.00	2,175.86	217.59	(1,175.86)	0.00	(1,175.86)
01 2660 590 006	SECURITY - PURCHASED SERVICES AP	800.00	0.00	0.00	0.00	800.00	0.00	800.00
01 2660 590 007	SECURITY - PURCHASED SERVICES SE	800.00	0.00	41,900.00	5,237.50	(41,100.00)	0.00	(41,100.00)
01 2660 590 008	SECURITY - PURCHASED SERVICES BSMS	1,000.00	0.00	41,380.00	4,138.00	(40,380.00)	0.00	(40,380.00)
01 2660 610 000	SECURITY - SUPPLIES DIST	3,000.00	0.00	0.00	0.00	3,000.00	0.00	3,000.00
01 2660 610 001	SECURITY - SUPPLIES HS	500.00	0.00	0.00	0.00	500.00	0.00	500.00
01 2660 610 002	SECURITY - SUPPLIES BE	400.00	0.00	0.00	0.00	400.00	0.00	400.00
01 2660 610 003	SECURITY - SUPPLIES PC	400.00	0.00	0.00	0.00	400.00	0.00	400.00
01 2660 610 004	SECURITY - SUPPLIES HE	400.00	0.00	0.00	0.00	400.00	0.00	400.00
01 2660 610 005	SECURITY - SUPPLIES BMS	500.00	0.00	0.00	0.00	500.00	0.00	500.00
01 2660 610 006	SECURITY - SUPPLIES AP	400.00	0.00	0.00	0.00	400.00	0.00	400.00
01 2660 610 007	SECURITY - SUPPLIES SE	400.00	0.00	61.31	15.33	338.69	0.00	338.69
01 2660 610 008	SECURITY - SUPPLIES BSMS	500.00	0.00	0.00	0.00	500.00	0.00	500.00
01 2660 733 000	SECURITY - FURN & FIXTURES DIST	9,000.00	0.00	0.00	0.00	9,000.00	0.00	9,000.00
01 2660 733 001	SECURITY - FURN & FIXTURES HS	9,500.00	0.00	0.00	0.00	9,500.00	0.00	9,500.00
01 2660 733 002	SECURITY - FURN & FIXTURES BE	6,500.00	0.00	0.00	0.00	6,500.00	0.00	6,500.00
01 2660 733 003	SECURITY - FURN & FIXTURES PC	6,500.00	0.00	0.00	0.00	6,500.00	0.00	6,500.00
01 2660 733 004	SECURITY - FURN & FIXTURES HE	6,500.00	0.00	0.00	0.00	6,500.00	0.00	6,500.00
01 2660 733 005	SECURITY - FURN & FIXTURES BMS	8,500.00	0.00	0.00	0.00	8,500.00	0.00	8,500.00
01 2660 733 006	SECURITY - FURN & FIXTURES AP	6,500.00	0.00	0.00	0.00	6,500.00	0.00	6,500.00
01 2660 733 007	SECURITY - FURN & FIXTURES SE	6,500.00	0.00	0.00	0.00	6,500.00	0.00	6,500.00
01 2660 733 008	SECURITY - FURN & FIXTURES BSMS	6,500.00	0.00	0.00	0.00	6,500.00	0.00	6,500.00
2660 SECURITY		160,200.00	0.00	173,822.59	120.49	(13,622.59)	19,203.50	(32,826.09)
2710 REGULAR PUPIL TRANSPORTATION								
01 2710 110 000	REG TRANSP - SALARIES NON-INSTR	189,523.00	20,251.31	152,190.58	80.30	37,332.42	0.00	37,332.42
01 2710 120 000	REG TRANSP - SUBS NON-INSTR	5,000.00	0.00	0.00	0.00	5,000.00	0.00	5,000.00
01 2710 130 000	REG TRANSP - OT SALARIES NON-INSTR	6,500.00	1,255.19	4,153.58	63.90	2,346.42	0.00	2,346.42
01 2710 150 000	REG TRANSP - ADD'L COMP NON-INSTR	138.00	7.18	43.08	31.22	94.92	0.00	94.92
01 2710 210 000	REG TRANSP - GROUP INS NON-INSTR	975.00	36.38	233.01	23.90	741.99	0.00	741.99
01 2710 220 000	REG TRANSP - SOC SEC NON-INSTR	15,836.00	1,673.07	12,127.21	76.58	3,708.79	0.00	3,708.79
01 2710 230 000	REG TRANSP - RETIREMENT NON-INSTR	14,408.00	1,509.42	10,657.47	73.97	3,750.53	0.00	3,750.53
01 2710 237 000	REG TRANSP - INCR RET CONTR	4,955.00	519.11	3,665.27	73.97	1,289.73	0.00	1,289.73
01 2710 280 000	REG TRANSP - HEALTH BEN NON-INSTR DIST	5,850.00	356.25	2,137.50	36.54	3,712.50	0.00	3,712.50
01 2710 332 000	REG TRANSP - MILEAGE TO PARENTS	10,000.00	0.00	0.00	0.00	10,000.00	0.00	10,000.00

Regular; Processing Month 03/2023

Account Number	Account Description	Revised Budget	Expended During Month	Expenditures to Date	% of Budget	Balance at EOM	P/ O Outstanding	Unencumbered Balance
01 2710 340 000	REG TRANSP - OTHER PROF SERVICES	10,000.00	370.50	28,927.09	289.27	(18,927.09)	0.00	(18,927.09)
01 2710 490 000	REG TRANSP - REPAIRS & MAINT	85,000.00	8,040.32	88,225.14	103.91	(3,225.14)	94.82	(3,319.96)
01 2710 510 000	REG TRANSP - CONTR STUDENT TRANSP	0.00	0.00	0.00	0.00	0.00	0.00	0.00
01 2710 510 001	REG TRANSP - CONTR STUDENT TRANSP HS	0.00	0.00	0.00	0.00	0.00	0.00	0.00
01 2710 519 000	REG TRANSP - ST TRANSP OTHER SOURCES	362,208.00	25,579.94	154,101.35	42.65	208,106.65	394.80	207,711.85
01 2710 519 001	REG TRANSP - ST TRANSP OTHER SOURCES HS	35,000.00	0.00	0.00	4.23	35,000.00	1,478.84	33,521.16
01 2710 610 000	REG TRANSP - SUPPLIES	10,000.00	764.34	10,487.14	134.08	(487.14)	2,920.97	(3,408.11)
01 2710 626 000	REG TRANSP - GAS & OIL	85,000.00	8,534.44	60,142.82	70.76	24,857.18	0.00	24,857.18
01 2710 732 000	REG TRANSP - VEHICLE ACQUISITION	200,000.00	0.00	0.00	0.00	200,000.00	0.00	200,000.00
01 2710 810 000	REG TRANSP - DUES & FEES	12,500.00	73.00	10,817.25	118.46	1,682.75	3,990.00	(2,307.25)
01 2710 890 000	REG TRANSP - OTHER MISC	6,000.00	0.00	0.00	0.00	6,000.00	0.00	6,000.00
2710	REGULAR PUPIL TRANSPORTATION	1,058,893.00	68,970.45	537,908.49	51.64	520,984.51	8,879.43	512,105.08
2712	SCHOOL AGE SPEC ED TRANSPORT							
01 2712 110 000	SPED TRANSP - SALARIES NON-INSTR	153,065.00	16,011.44	111,541.18	72.87	41,523.82	0.00	41,523.82
01 2712 112 000	SPED TRANSP - SALARIES INSTR AIDES	10,100.00	1,025.71	7,385.13	73.12	2,714.87	0.00	2,714.87
01 2712 120 000	SPED TRANSP - SUB NON-INSTR	1,500.00	0.00	0.00	0.00	1,500.00	0.00	1,500.00
01 2712 130 000	SPED TRANSP - OT SALARIES NON-INSTR	2,000.00	0.00	1,363.03	68.15	636.97	0.00	636.97
01 2712 150 000	SPED TRANSP - ADD'L COMP NON-INSTR	335.00	291.88	2,043.16	609.90	(1,708.16)	0.00	(1,708.16)
01 2712 152 000	SPED TRANSP - ADD'L COMP INSTR AIDES	26.00	2.62	18.34	70.54	7.66	0.00	7.66
01 2712 210 000	SPED TRANSP - GROUP INS NON-INSTR	312.00	646.17	4,517.38	1,447.88	(4,205.38)	0.00	(4,205.38)
01 2712 212 000	SPED TRANSP - GROUP INS INSTR AIDES	31.00	2.49	18.10	58.39	12.90	0.00	12.90
01 2712 220 000	SPED TRANSP - SOC SEC NON-INSTR	12,921.00	1,296.42	9,137.87	70.72	3,783.13	0.00	3,783.13
01 2712 222 000	SPED TRANSP - SOC SEC INSTR AIDES	775.00	78.42	564.61	72.85	210.39	0.00	210.39
01 2712 230 000	SPED TRANSP - RETIREMENT NON-INSTR	11,397.00	1,176.85	8,298.42	72.81	3,098.58	0.00	3,098.58
01 2712 232 000	SPED TRANSP - RETIREMENT INSTR AIDES	742.00	75.39	542.80	73.15	199.20	0.00	199.20
01 2712 237 000	SPED TRANSP - INCR RET CONTR	4,175.00	430.68	3,040.70	72.83	1,134.30	0.00	1,134.30
01 2712 280 000	SPED TRANSP - HEALTH BEN NON-INSTR	12,000.00	722.58	5,058.06	42.15	6,941.94	0.00	6,941.94
01 2712 332 000	SPED TRANSP - MILEAGE TO PARENTS	500.00	0.00	0.00	0.00	500.00	0.00	500.00
01 2712 490 000	SPED TRANSP - REPAIRS & MAINT	20,000.00	2,421.21	9,958.22	49.79	10,041.78	0.00	10,041.78
01 2712 519 000	SPED TRANSP - ST TRANSP OTHER SOURCES	45,000.00	4,585.45	33,983.07	75.52	11,016.93	0.00	11,016.93
01 2712 626 000	SPED TRANSP - GAS & OIL	35,000.00	2,736.75	21,271.29	60.78	13,728.71	0.00	13,728.71
01 2712 732 000	SPED TRANSP - VEHICLE ACQUISITION	55,000.00	0.00	0.00	0.00	55,000.00	0.00	55,000.00
01 2712 890 000	SPED TRANSP - OTHER MISC	5,000.00	0.00	0.00	0.00	5,000.00	0.00	5,000.00
2712	SCHOOL AGE SPEC ED TRANSPORT	369,879.00	31,504.06	218,741.36	59.14	151,137.64	0.00	151,137.64
3400	CATEGORICAL GRANTS FROM CORPORATIONS & O							
01 3400 890 000	CAT GRANTS FROM CORP - OTHER MISC DIST	0.00	0.00	300.00	0.00	(300.00)	0.00	(300.00)
3400	CATEGORICAL GRANTS FROM CORPORATIONS & O	0.00	0.00	300.00	0.00	(300.00)	0.00	(300.00)
3535	HIGH ABILITY LEARNERS							
01 3535 111 000	HAL - SALARIES TEACHERS DIST	0.00	0.00	0.00	0.00	0.00	0.00	0.00
01 3535 111 002	HAL - SALARIES TEACHERS BE	18,583.00	1,277.67	8,943.69	48.13	9,639.31	0.00	9,639.31
01 3535 111 003	HAL - SALARIES TEACHERS PC	33,901.00	2,825.06	19,775.42	58.33	14,125.58	0.00	14,125.58
01 3535 111 004	HAL - SALARIES TEACHERS HE	32,975.00	2,216.04	18,703.32	56.72	14,271.68	0.00	14,271.68
01 3535 111 005	HAL - SALARIES TEACHERS BMS	18,584.00	1,277.67	8,943.69	48.13	9,640.31	0.00	9,640.31
01 3535 111 006	HAL - SALARIES TEACHERS AP	32,975.00	2,216.03	18,703.25	56.72	14,271.75	0.00	14,271.75
01 3535 111 007	HAL - SALARIES TEACHERS SE	33,901.00	2,825.07	19,775.49	58.33	14,125.51	0.00	14,125.51
01 3535 111 008	HAL - SALARIES TEACHERS BSMS	19,148.00	1,316.39	9,214.73	48.12	9,933.27	0.00	9,933.27
01 3535 151 000	HAL - ADD'L COMP TEACHERS DIST	0.00	0.00	0.00	0.00	0.00	0.00	0.00
01 3535 151 002	HAL - ADD'L COMP TEACHERS BE	48.00	0.00	0.00	0.00	48.00	0.00	48.00
01 3535 151 003	HAL - ADD'L COMP TEACHERS PC	88.00	7.34	51.38	58.39	36.62	0.00	36.62
01 3535 151 004	HAL - ADD'L COMP TEACHERS HE	86.00	7.15	50.05	58.20	35.95	0.00	35.95
01 3535 151 005	HAL - ADD'L COMP TEACHERS BMS	48.00	0.00	0.00	0.00	48.00	0.00	48.00
01 3535 151 006	HAL - ADD'L COMP TEACHERS AP	86.00	7.14	49.98	58.12	36.02	0.00	36.02
01 3535 151 007	HAL - ADD'L COMP TEACHERS SE	88.00	7.35	51.45	58.47	36.55	0.00	36.55
01 3535 151 008	HAL - ADD'L COMP TEACHERS BSMS	50.00	0.00	0.00	0.00	50.00	0.00	50.00



Account Number	Account Description	Revised Budget	Expended During Month	Expenditures to Date	% of Budget	Balance at EOM	P/ O Outstanding	Unencumbered Balance
01 3535 733 008	HAL - FURN & EQUIP BSMS	0.00	0.00	0.00	0.00	0.00	0.00	0.00
01 3535 734 002	HAL - HARDWARE BE	0.00	0.00	0.00	0.00	0.00	0.00	0.00
01 3535 734 003	HAL - HARDWARE PC	0.00	0.00	0.00	0.00	0.00	0.00	0.00
01 3535 734 004	HAL - HARDWARE HE	0.00	0.00	0.00	0.00	0.00	0.00	0.00
01 3535 734 005	HAL - HARDWARE BMS	0.00	0.00	0.00	0.00	0.00	0.00	0.00
01 3535 734 006	HAL - HARDWARE AP	0.00	0.00	0.00	0.00	0.00	0.00	0.00
01 3535 734 007	HAL - HARDWARE SE	0.00	0.00	0.00	0.00	0.00	0.00	0.00
01 3535 734 008	HAL - HARDWARE BSMS	0.00	0.00	0.00	0.00	0.00	0.00	0.00
01 3535 735 002	HAL - SOFTWARE BE	0.00	0.00	0.00	0.00	0.00	0.00	0.00
01 3535 735 003	HAL - SOFTWARE PC	0.00	0.00	0.00	0.00	0.00	0.00	0.00
01 3535 735 004	HAL - SOFTWARE HE	0.00	0.00	0.00	0.00	0.00	0.00	0.00
01 3535 735 005	HAL - SOFTWARE BMS	0.00	0.00	0.00	0.00	0.00	0.00	0.00
01 3535 735 006	HAL - SOFTWARE AP	0.00	0.00	0.00	0.00	0.00	0.00	0.00
01 3535 735 007	HAL - SOFTWARE SE	0.00	0.00	0.00	0.00	0.00	0.00	0.00
01 3535 735 008	HAL - SOFTWARE BSMS	0.00	0.00	0.00	0.00	0.00	0.00	0.00
01 3535 810 000	HAL - DUES & FEES DIST	0.00	0.00	641.75	0.00	(641.75)	0.00	(641.75)
01 3535 810 001	HAL - DUES & FEES HS	300.00	0.00	0.00	0.00	300.00	0.00	300.00
01 3535 810 002	HAL - DUES & FEES BE	1,500.00	0.00	0.00	0.00	1,500.00	0.00	1,500.00
01 3535 810 003	HAL - DUES & FEES PC	300.00	0.00	0.00	0.00	300.00	0.00	300.00
01 3535 810 004	HAL - DUES & FEES HE	300.00	0.00	0.00	0.00	300.00	0.00	300.00
01 3535 810 005	HAL - DUES & FEES BMS	300.00	0.00	0.00	0.00	300.00	0.00	300.00
01 3535 810 006	HAL - DUES & FEES AP	300.00	0.00	0.00	0.00	300.00	0.00	300.00
01 3535 810 007	HAL - DUES & FEES SE	300.00	0.00	0.00	0.00	300.00	0.00	300.00
01 3535 810 008	HAL - DUES & FEES BSMS	300.00	0.00	0.00	0.00	300.00	0.00	300.00
01 3535 890 001	HAL - OTHER MISC HS	0.00	0.00	0.00	0.00	0.00	0.00	0.00
01 3535 890 002	HAL - OTHER MISC BE	750.00	0.00	0.00	0.00	750.00	0.00	750.00
01 3535 890 003	HAL - OTHER MISC PC	750.00	0.00	0.00	0.00	750.00	0.00	750.00
01 3535 890 004	HAL - OTHER MISC HE	750.00	0.00	0.00	0.00	750.00	0.00	750.00
01 3535 890 005	HAL - OTHER MISC BMS	750.00	0.00	0.00	0.00	750.00	0.00	750.00
01 3535 890 006	HAL - OTHER MISC AP	750.00	0.00	0.00	0.00	750.00	0.00	750.00
01 3535 890 007	HAL - OTHER MISC SE	750.00	0.00	0.00	0.00	750.00	0.00	750.00
01 3535 890 008	HAL - OTHER MISC BSMS	750.00	0.00	0.00	0.00	750.00	0.00	750.00
3535	HIGH ABILITY LEARNERS	270,702.00	18,078.68	138,401.81	51.18	132,300.19	151.44	132,148.75
3599	OTHER STATE CATEGORICAL PROGRAMS							
01 3599 610 004	MENTAL HEALTH GRANT	0.00	374.25	5,188.45	0.00	(5,188.45)	208.98	(5,397.43)
3599	OTHER STATE CATEGORICAL PROGRAMS	0.00	374.25	5,188.45	0.00	(5,188.45)	208.98	(5,397.43)
4300	ARCH & ENGINEERING							
01 4300 340 000	ARCH & ENGINEERING - OTHER PROF SERVICES	0.00	0.00	0.00	0.00	0.00	0.00	0.00
4300	ARCH & ENGINEERING	0.00	0.00	0.00	0.00	0.00	0.00	0.00
5000	DEBT SERVICES							
01 5000 807 000	REPAYMENT OF TAXES FOR REVALUED PROP	0.00	0.00	0.00	0.00	0.00	0.00	0.00
01 5000 831 000	DEBT SERVICE - REDEMPTION/PRINCIPAL DIST	1,000,000.00	0.00	0.00	0.00	1,000,000.00	0.00	1,000,000.00
01 5000 832 000	DEBT SERVICE - INTEREST DIST	500,000.00	0.00	0.00	0.00	500,000.00	0.00	500,000.00
5000	DEBT SERVICES	1,500,000.00	0.00	0.00	0.00	1,500,000.00	0.00	1,500,000.00
6200	TITLE I, PART A ESSA IMPROV THE ACADEM							
01 6200 111 002	TITLE 1 ESSA - SALARIES TEACHERS BE	77,435.00	6,323.81	44,266.67	57.17	33,168.33	0.00	33,168.33
01 6200 151 002	TITLE 1 ESSA - ADD'L COMP TEACHERS BE	202.00	16.44	115.08	56.97	86.92	0.00	86.92
01 6200 211 002	TITLE 1 ESSA - GROUP INS TEACHERS BE	25,587.00	1,987.87	13,915.09	54.38	11,671.91	0.00	11,671.91
01 6200 221 002	TITLE 1 ESSA - SOC SEC TEACHERS BE	5,939.00	482.90	3,380.31	56.92	2,558.69	0.00	2,558.69
01 6200 231 002	TITLE 1 ESSA - RETIREMENT TEACHERS BE	5,706.00	464.80	3,253.60	57.02	2,452.40	0.00	2,452.40
01 6200 237 002	TITLE 1 ESSA - INCR RET CONTR BE	1,962.00	159.86	1,119.01	57.03	842.99	0.00	842.99
01 6200 320 001	TITLE I, PART A ESSA - PROF ED SERV	0.00	0.00	0.00	0.00	0.00	0.00	0.00
01 6200 320 002	TITLE I, PART A ESSA - PROF ED SERV	750.00	0.00	0.00	0.00	750.00	0.00	750.00
01 6200 580 001	TITLE 1 ESSA - TRAVEL & MILEAGE HS	100.00	0.00	0.00	0.00	100.00	0.00	100.00

Account Number	Account Description	Revised Budget	Expended During Month	Expenditures to Date	% of Budget	Balance at EOM	P/ O Outstanding	Unencumbered Balance
01 6200 580 002	TITLE 1 ESSA - TRAVEL & MILEAGE BE	100.00	0.00	0.00	0.00	100.00	0.00	100.00
01 6200 580 003	TITLE 1 ESSA - TRAVEL & MILEAGE PC	100.00	0.00	0.00	0.00	100.00	0.00	100.00
01 6200 610 002	TITLE 1 ESSA - SUPPLIES BE	250.00	0.00	0.00	0.00	250.00	0.00	250.00
01 6200 610 003	TITLE 1 ESSA - SUPPLIES PC	250.00	0.00	0.00	0.00	250.00	0.00	250.00
01 6200 610 004	TITLE 1 ESSA - SUPPLIES HE	250.00	0.00	0.00	0.00	250.00	0.00	250.00
01 6200 640 002	TITLE 1 ESSA - BOOKS & PER BE	500.00	0.00	0.00	0.00	500.00	0.00	500.00
01 6200 640 003	TITLE 1 ESSA - BOOKS & PER PC	500.00	0.00	0.00	0.00	500.00	0.00	500.00
01 6200 640 004	TITLE 1 ESSA - BOOKS & PER HE	500.00	0.00	0.00	0.00	500.00	0.00	500.00
01 6200 810 002	TITLE 1 ESSA - DUES & FEES BE	250.00	0.00	0.00	0.00	250.00	0.00	250.00
01 6200 890 002	TITLE 1 ESSA - OTHER MISC BE	350.00	0.00	0.00	0.00	350.00	0.00	350.00
01 6200 890 003	TITLE 1 ESSA - OTHER MISC PC	350.00	0.00	0.00	0.00	350.00	0.00	350.00
01 6200 890 004	TITLE 1 ESSA - OTHER MISC HE	350.00	0.00	0.00	0.00	350.00	0.00	350.00
6200	TITLE I, PART A ESSA IMPROV THE ACADEM	121,431.00	9,435.68	66,049.76	54.39	55,381.24	0.00	55,381.24
6310	TITLE II, PART A ESSA TCHR QUAL GRANTS							
01 6310 111 000	TITLE IIA ESSA - SALARIES TEACHERS DIST	0.00	0.00	0.00	0.00	0.00	0.00	0.00
01 6310 111 001	TITLE IIA ESSA - SALARIES TEACHERS HS	0.00	0.00	0.00	0.00	0.00	0.00	0.00
01 6310 111 002	TITLE IIA ESSA - SALARIES TEACHERS BE	6,500.00	0.00	2,506.25	38.56	3,993.75	0.00	3,993.75
01 6310 111 003	TITLE IIA ESSA - SALARIES TEACHERS PC	6,500.00	0.00	1,555.00	23.92	4,945.00	0.00	4,945.00
01 6310 111 004	TITLE IIA ESSA - SALARIES TEACHERS HE	6,500.00	0.00	2,750.00	42.31	3,750.00	0.00	3,750.00
01 6310 111 005	TITLE IIA ESSA - SALARIES TEACHERS BMS	6,500.00	0.00	0.00	0.00	6,500.00	0.00	6,500.00
01 6310 111 006	TITLE IIA ESSA - SALARIES TEACHERS AP	6,500.00	0.00	375.00	5.77	6,125.00	0.00	6,125.00
01 6310 111 007	TITLE IIA ESSA - SALARIES TEACHERS SE	6,500.00	0.00	1,500.00	23.08	5,000.00	0.00	5,000.00
01 6310 111 008	TITLE IIA ESSA - SALARIES TEACHERS BSMS	6,500.00	0.00	0.00	0.00	6,500.00	0.00	6,500.00
01 6310 123 001	TITLE IIA ESSA - SUB TEACHERS HS	0.00	0.00	0.00	0.00	0.00	0.00	0.00
01 6310 123 002	TITLE IIA ESSA - SUB TEACHERS BE	0.00	0.00	0.00	0.00	0.00	0.00	0.00
01 6310 123 003	TITLE IIA ESSA - SUB TEACHERS PC	0.00	0.00	0.00	0.00	0.00	0.00	0.00
01 6310 123 004	TITLE IIA ESSA - SUB TEACHERS HE	0.00	0.00	0.00	0.00	0.00	0.00	0.00
01 6310 123 006	TITLE IIA ESSA - SUB TEACHERS AP	0.00	0.00	0.00	0.00	0.00	0.00	0.00
01 6310 221 000	TITLE IIA ESSA - SOC SEC TEACHERS DIST	0.00	0.00	0.00	0.00	0.00	0.00	0.00
01 6310 221 001	TITLE IIA ESSA - SOC SEC TEACHERS HS	0.00	0.00	0.00	0.00	0.00	0.00	0.00
01 6310 221 002	TITLE IIA ESSA - SOC SEC TEACHERS BE	499.00	0.00	191.65	38.41	307.35	0.00	307.35
01 6310 221 003	TITLE IIA ESSA - SOC SEC TEACHERS PC	497.00	0.00	118.99	23.94	378.01	0.00	378.01
01 6310 221 004	TITLE IIA ESSA - SOC SEC TEACHERS HE	497.00	0.00	210.29	42.31	286.71	0.00	286.71
01 6310 221 005	TITLE IIA ESSA - SOC SEC TEACHERS BMS	497.00	0.00	0.00	0.00	497.00	0.00	497.00
01 6310 221 006	TITLE IIA ESSA - SOC SEC TEACHERS AP	497.00	0.00	28.67	5.77	468.33	0.00	468.33
01 6310 221 007	TITLE IIA ESSA - SOC SEC TEACHERS SE	497.00	0.00	114.75	23.09	382.25	0.00	382.25
01 6310 221 008	TITLE IIA ESSA - SOC SEC TEACHERS BSMS	497.00	0.00	0.00	0.00	497.00	0.00	497.00
01 6310 231 000	TITLE IIA ESSA - RETIREMENT TEACHERS DIS	0.00	0.00	0.00	0.00	0.00	0.00	0.00
01 6310 231 001	TITLE IIA ESSA - RETIREMENT TEACHERS HS	0.00	0.00	0.00	0.00	0.00	0.00	0.00
01 6310 231 002	TITLE IIA ESSA - RETIREMENT TEACHERS BE	478.00	0.00	167.70	35.08	310.30	0.00	310.30
01 6310 231 003	TITLE IIA ESSA - RETIREMENT TEACHERS PC	478.00	0.00	114.30	23.91	363.70	0.00	363.70
01 6310 231 004	TITLE IIA ESSA - RETIREMENT TEACHERS HE	478.00	0.00	202.13	42.29	275.87	0.00	275.87
01 6310 231 005	TITLE IIA ESSA - RETIREMENT TEACHERS BMS	478.00	0.00	0.00	0.00	478.00	0.00	478.00
01 6310 231 006	TITLE IIA ESSA - RETIREMENT TEACHERS AP	478.00	0.00	27.56	5.77	450.44	0.00	450.44
01 6310 231 007	TITLE IIA ESSA - RETIREMENT TEACHERS SE	478.00	0.00	110.26	23.07	367.74	0.00	367.74
01 6310 231 008	TITLE IIA ESSA - RETIREMENT TEACHERS BSMS	478.00	0.00	0.00	0.00	478.00	0.00	478.00
01 6310 237 000	TITLE IIA ESSA - INCR RET CONTR DIST	0.00	0.00	0.00	0.00	0.00	0.00	0.00
01 6310 237 001	TITLE IIA ESSA - INCR RET CONTR HS	0.00	0.00	0.00	0.00	0.00	0.00	0.00
01 6310 237 002	TITLE IIA ESSA - INCR RET CONTR BE	164.00	0.00	57.68	35.17	106.32	0.00	106.32
01 6310 237 003	TITLE IIA ESSA - INCR RET CONTR PC	164.00	0.00	39.35	23.99	124.65	0.00	124.65
01 6310 237 004	TITLE IIA ESSA - INCR RET CONTR HE	164.00	0.00	69.56	42.41	94.44	0.00	94.44
01 6310 237 005	TITLE IIA ESSA - INCR RET CONTR BMS	164.00	0.00	0.00	0.00	164.00	0.00	164.00
01 6310 237 006	TITLE IIA ESSA - INCR RET CONTR AP	164.00	0.00	9.49	5.79	154.51	0.00	154.51
01 6310 237 007	TITLE IIA ESSA - INCR RET CONTR SE	164.00	0.00	37.92	23.12	126.08	0.00	126.08
01 6310 237 008	TITLE IIA ESSA - INCR RET CONTR BSMS	164.00	0.00	0.00	0.00	164.00	0.00	164.00





Account Number	Account Description	Revised Budget	Expended During Month	Expenditures to Date	% of Budget	Balance at EOM	P/ O Outstanding	Unencumbered Balance
01 6408 580 003	IDEA E/P - TRAVEL & MILEAGE PC	0.00	0.00	0.00	0.00	0.00	0.00	0.00
01 6408 580 004	IDEA E/P - TRAVEL & MILEAGE HE	0.00	0.00	0.00	0.00	0.00	0.00	0.00
01 6408 580 006	IDEA E/P - TRAVEL & MILEAGE AP	1,200.00	0.00	0.00	0.00	1,200.00	0.00	1,200.00
01 6408 590 000	IDEA E/P - PURCHASED SERVICES DIST	170,000.00	10,085.12	72,623.64	42.72	97,376.36	0.00	97,376.36
01 6408 590 001	IDEA E/P - PURCHASED SERVICES HS	15,000.00	0.00	0.00	0.00	15,000.00	0.00	15,000.00
01 6408 590 002	IDEA E/P - PURCHASED SERVICES BE	0.00	0.00	0.00	0.00	0.00	0.00	0.00
01 6408 590 003	IDEA E/P - PURCHASED SERVICES PC	0.00	0.00	0.00	0.00	0.00	0.00	0.00
01 6408 590 004	IDEA E/P - PURCHASED SERVICES HE	0.00	0.00	0.00	0.00	0.00	0.00	0.00
01 6408 590 005	IDEA E/P - PURCHASED SERVICES BMS	0.00	0.00	0.00	0.00	0.00	0.00	0.00
01 6408 590 006	IDEA E/P - PURCHASED SERVICES AP	0.00	0.00	0.00	0.00	0.00	0.00	0.00
01 6408 610 001	IDEA E/P - SUPPLIES HS	1,000.00	0.00	0.00	0.00	1,000.00	0.00	1,000.00
01 6408 610 002	IDEA E/P - SUPPLIES BE	2,000.00	0.00	0.00	0.00	2,000.00	0.00	2,000.00
01 6408 610 003	IDEA E/P - SUPPLIES PC	500.00	0.00	0.00	0.00	500.00	0.00	500.00
01 6408 610 004	IDEA E/P - SUPPLIES HE	0.00	0.00	0.00	0.00	0.00	0.00	0.00
01 6408 610 006	IDEA E/P - SUPPLIES AP	0.00	265.74	18,062.82	0.00	(18,062.82)	0.00	(18,062.82)
01 6408 640 001	IDEA E/P - BOOKS & PER HS	0.00	0.00	0.00	0.00	0.00	0.00	0.00
01 6408 640 002	IDEA E/P - BOOKS & PER BE	0.00	0.00	0.00	0.00	0.00	0.00	0.00
01 6408 640 003	IDEA E/P - BOOKS & PER PC	0.00	0.00	0.00	0.00	0.00	0.00	0.00
01 6408 640 004	IDEA E/P - BOOKS & PER HE	0.00	0.00	0.00	0.00	0.00	0.00	0.00
01 6408 640 006	IDEA E/P - BOOKS & PER AP	0.00	0.00	0.00	0.00	0.00	0.00	0.00
01 6408 650 001	IDEA E/P - SUPPLIES TECH-REL HS	0.00	0.00	0.00	0.00	0.00	0.00	0.00
01 6408 650 002	IDEA E/P - SUPPLIES TECH-REL BE	0.00	0.00	0.00	0.00	0.00	0.00	0.00
01 6408 650 003	IDEA E/P - SUPPLIES TECH-REL PC	0.00	0.00	0.00	0.00	0.00	0.00	0.00
01 6408 650 004	IDEA E/P - SUPPLIES TECH-REL HE	0.00	0.00	0.00	0.00	0.00	0.00	0.00
01 6408 650 006	IDEA E/P - SUPPLIES TECH-REL AP	0.00	0.00	0.00	0.00	0.00	0.00	0.00
01 6408 733 001	IDEA E/P - FURN & EQUIP HS	0.00	0.00	0.00	0.00	0.00	0.00	0.00
01 6408 733 002	IDEA E/P - FURN & EQUIP BE	0.00	0.00	0.00	0.00	0.00	0.00	0.00
01 6408 733 003	IDEA E/P - FURN & EQUIP PC	0.00	0.00	0.00	0.00	0.00	0.00	0.00
01 6408 733 004	IDEA E/P - FURN & EQUIP HE	0.00	0.00	0.00	0.00	0.00	0.00	0.00
01 6408 733 006	IDEA E/P - FURN & EQUIP AP	0.00	0.00	0.00	0.00	0.00	0.00	0.00
01 6408 734 001	IDEA E/P - HARDWARE HS	0.00	0.00	0.00	0.00	0.00	0.00	0.00
01 6408 734 002	IDEA E/P - HARDWARE BE	0.00	0.00	0.00	0.00	0.00	0.00	0.00
01 6408 734 003	IDEA E/P - HARDWARE PC	0.00	0.00	0.00	0.00	0.00	0.00	0.00
01 6408 734 004	IDEA E/P - HARDWARE HE	0.00	0.00	0.00	0.00	0.00	0.00	0.00
01 6408 734 006	IDEA E/P - HARDWARE AP	0.00	0.00	0.00	0.00	0.00	0.00	0.00
01 6408 735 001	IDEA E/P - SOFTWARE HS	0.00	0.00	0.00	0.00	0.00	0.00	0.00
01 6408 735 002	IDEA E/P - SOFTWARE BE	0.00	0.00	0.00	0.00	0.00	0.00	0.00
01 6408 735 003	IDEA E/P - SOFTWARE PC	0.00	0.00	0.00	0.00	0.00	0.00	0.00
01 6408 735 004	IDEA E/P - SOFTWARE HE	0.00	0.00	0.00	0.00	0.00	0.00	0.00
01 6408 735 006	IDEA E/P - SOFTWARE AP	0.00	0.00	0.00	0.00	0.00	0.00	0.00
01 6408 810 001	IDEA E/P - DUES & FEES HS	0.00	0.00	0.00	0.00	0.00	0.00	0.00
01 6408 810 002	IDEA E/P - DUES & FEES BE	0.00	0.00	0.00	0.00	0.00	0.00	0.00
01 6408 810 003	IDEA E/P - DUES & FEES PC	0.00	0.00	0.00	0.00	0.00	0.00	0.00
01 6408 810 004	IDEA E/P - DUES & FEES HE	0.00	0.00	0.00	0.00	0.00	0.00	0.00
01 6408 810 006	IDEA E/P - DUES & FEES AP	1,500.00	0.00	209.00	13.93	1,291.00	0.00	1,291.00
01 6408 890 001	IDEA E/P - OTHER MISC HS	0.00	0.00	0.00	0.00	0.00	0.00	0.00
01 6408 890 002	IDEA E/P - OTHER MISC BE	100.00	0.00	0.00	0.00	100.00	0.00	100.00
01 6408 890 003	IDEA E/P - OTHER MISC PC	0.00	0.00	0.00	0.00	0.00	0.00	0.00
01 6408 890 004	IDEA E/P - OTHER MISC HE	0.00	0.00	0.00	0.00	0.00	0.00	0.00
01 6408 890 006	IDEA E/P - OTHER MISC AP	0.00	0.00	0.00	0.00	0.00	0.00	0.00
6408	IDEA PART B-611-BASE-EP	839,157.00	65,959.55	505,646.92	64.96	333,510.08	39,500.00	294,010.08
6412	IDEA PART B PROPORTIONATE SHARE							
01 6412 111 000	IDEA B PRO SHARE - SALARIES TEACHERS	3,120.00	469.13	3,283.91	105.25	(163.91)	0.00	(163.91)
01 6412 151 000	IDEA B PRO SHARE - ADD'L COMP TEACHERS	9.00	1.22	8.54	94.89	0.46	0.00	0.46
01 6412 211 000	IDEA B PRO SHARE - GROUP INS TEACHERS	672.00	117.46	822.22	122.35	(150.22)	0.00	(150.22)

Account Number	Account Description	Revised Budget	Expended During Month	Expenditures to Date	% of Budget	Balance at EOM	P/ O Outstanding	Unencumbered Balance
01 6412 221 000	IDEA B PRO SHARE - SOC SEC TEACHERS	239.00	34.13	238.91	99.96	0.09	0.00	0.09
01 6412 231 000	IDEA B PRO SHARE - RETIREMENT TEACHERS	229.00	34.48	241.36	105.40	(12.36)	0.00	(12.36)
01 6412 237 000	IDEA B PRO SHARE - INCR RET CONTR	79.00	11.86	83.02	105.09	(4.02)	0.00	(4.02)
01 6412 281 000	IDEA B PRO SHARE - HEALTH BEN TEACHERS	0.00	0.00	0.00	0.00	0.00	0.00	0.00
01 6412 590 000	IDEA B PRO SHARE - PURCHASED SERVICES	0.00	0.00	0.00	0.00	0.00	0.00	0.00
6412	IDEA PART B PROPORTIONATE SHARE	4,348.00	668.28	4,677.96	107.59	(329.96)	0.00	(329.96)
6421	IDEA ARP Part B 611							
01 6421 111 002	IDEA ARP B 611 - SALARIES TEACHERS BE	0.00	0.00	0.00	0.00	0.00	0.00	0.00
01 6421 111 006	IDEA ARP B 611 - SALARIES TEACHERS AP	0.00	0.00	0.00	0.00	0.00	0.00	0.00
01 6421 123 002	IDEA ARP B 611 - SUB SALARIES TEACHERS BE	0.00	0.00	0.00	0.00	0.00	0.00	0.00
01 6421 123 006	IDEA ARP B 611 - SUB SALARIES TEACHERS AP	0.00	0.00	0.00	0.00	0.00	0.00	0.00
01 6421 151 002	IDEA ARP B 611 - ADD'L COMP TEACHERS BE	0.00	0.00	0.00	0.00	0.00	0.00	0.00
01 6421 151 006	IDEA ARP B 611 - ADD'L COMP TEACHERS AP	0.00	0.00	0.00	0.00	0.00	0.00	0.00
01 6421 211 002	IDEA ARP B 611 - GROUP INS TEACHERS BE	0.00	0.00	0.00	0.00	0.00	0.00	0.00
01 6421 211 006	IDEA ARP B 611 - GROUP INS TEACHERS AP	0.00	0.00	0.00	0.00	0.00	0.00	0.00
01 6421 221 002	IDEA ARP B 611 - SOC SEC TEACHERS BE	0.00	0.00	0.00	0.00	0.00	0.00	0.00
01 6421 221 006	IDEA ARP B 611 - SOC SEC TEACHERS AP	0.00	0.00	0.00	0.00	0.00	0.00	0.00
01 6421 223 002	IDEA ARP B 611 - SOC SEC SUB TEACHERS BE	0.00	0.00	0.00	0.00	0.00	0.00	0.00
01 6421 223 006	IDEA ARP B 611 - SOC SEC SUB TEACHERS AP	0.00	0.00	0.00	0.00	0.00	0.00	0.00
01 6421 231 002	IDEA ARP B 611 - RETIREMENT TEACHERS BE	0.00	0.00	0.00	0.00	0.00	0.00	0.00
01 6421 231 006	IDEA ARP B 611 - RETIREMENT TEACHERS AP	0.00	0.00	0.00	0.00	0.00	0.00	0.00
01 6421 237 002	IDEA ARP B 611 - INCR RET CONTR BE	0.00	0.00	0.00	0.00	0.00	0.00	0.00
01 6421 237 006	IDEA ARP B 611 - INCR RET CONTR AP	0.00	0.00	0.00	0.00	0.00	0.00	0.00
01 6421 281 002	IDEA ARP B 611 - HEALTH BEN TEACHERS BE	0.00	0.00	0.00	0.00	0.00	0.00	0.00
01 6421 281 006	IDEA ARP B 611 - HEALTH BEN TEACHERS AP	0.00	0.00	0.00	0.00	0.00	0.00	0.00
01 6421 590 002	IDEA ARP B 611 - PURCHASED SERVICES BE	0.00	0.00	0.00	0.00	0.00	0.00	0.00
01 6421 590 006	IDEA ARP B 611 - PURCHASED SERVICES AP	0.00	0.00	0.00	0.00	0.00	0.00	0.00
6421	IDEA ARP Part B 611	0.00	0.00	0.00	0.00	0.00	0.00	0.00
6422	IDEA ARP Part B 619							
01 6422 111 000	IDEA ARP B 619 - SALARIES PROF	0.00	0.00	0.00	0.00	0.00	0.00	0.00
01 6422 151 000	IDEA ARP B 619 - ADD'L COMP PROF	0.00	0.00	0.00	0.00	0.00	0.00	0.00
01 6422 211 000	IDEA ARP B 619 - GROUP INS PROF	0.00	0.00	0.00	0.00	0.00	0.00	0.00
01 6422 221 000	IDEA ARP B 619 - SOC SEC PROF	0.00	0.00	0.00	0.00	0.00	0.00	0.00
01 6422 231 000	IDEA ARP B 619 - RETIREMENT PROF	0.00	0.00	0.00	0.00	0.00	0.00	0.00
01 6422 237 000	IDEA ARP B 619 - INC RET CONTR PROF	0.00	0.00	0.00	0.00	0.00	0.00	0.00
01 6422 281 000	IDEA ARP B 619 - HEALTH BEN PROF	0.00	0.00	0.00	0.00	0.00	0.00	0.00
6422	IDEA ARP Part B 619	0.00	0.00	0.00	0.00	0.00	0.00	0.00
6423	IDEA ARP NonPublic							
01 6423 111 000	NONPUBLIC ARP - SALARIES PROF	0.00	0.00	0.00	0.00	0.00	0.00	0.00
01 6423 151 000	NONPUBLIC ARP - ADD'L COMP PROF	0.00	0.00	0.00	0.00	0.00	0.00	0.00
01 6423 211 000	NONPUBLIC ARP - GROUP INS PROF	0.00	0.00	0.00	0.00	0.00	0.00	0.00
01 6423 221 000	NONPUBLIC ARP - SOC SEC PROF	0.00	0.00	0.00	0.00	0.00	0.00	0.00
01 6423 231 000	NONPUBLIC ARP - RETIREMENT PROF	0.00	0.00	0.00	0.00	0.00	0.00	0.00
01 6423 237 000	NONPUBLIC ARP - INC RET CONTR PROF	0.00	0.00	0.00	0.00	0.00	0.00	0.00
01 6423 281 000	NONPUBLIC ARP - HEALTH BEN PROF	0.00	0.00	0.00	0.00	0.00	0.00	0.00
01 6423 610 000	NONPUBLIC ARP - SUPPLIES	0.00	0.00	0.00	0.00	0.00	0.00	0.00
6423	IDEA ARP NonPublic	0.00	0.00	0.00	0.00	0.00	0.00	0.00
6700	FED VOC & APP TECH ED (CARL PERKINS)							
01 6700 111 001 011	PERKINS - SALARIES TEACHERS HS	0.00	0.00	0.00	0.00	0.00	0.00	0.00
01 6700 221 001	PERKINS - SOC SEC TEACHERS HS	0.00	0.00	0.00	0.00	0.00	0.00	0.00
01 6700 231 001 011	PERKINS - RETIREMENT TEACHERS HS	0.00	0.00	0.00	0.00	0.00	0.00	0.00
01 6700 237 001 011	PERKINS - INCR RET CONTR HS	0.00	0.00	0.00	0.00	0.00	0.00	0.00
01 6700 890 001 011	PERKINS - OTHER MISC HS	0.00	0.00	1,544.04	0.00	(1,544.04)	0.00	(1,544.04)

Account Number	Account Description	Revised Budget	Expended During Month	Expenditures to Date	% of Budget	Balance at EOM	P/ O Outstanding	Unencumbered Balance
6700	FED VOC & APP TECH ED (CARL PERKINS)	0.00	0.00	1,544.04	0.00	(1,544.04)	0.00	(1,544.04)
6925	TITLE III ESSA - LIMITED ENG PROF GRANT							
01 6925 111 002	TITLE III ESSA ELL - SALARIES TEACHER BE	0.00	0.00	0.00	0.00	0.00	0.00	0.00
01 6925 111 006	TITLE III ESSA ELL - SALARIES TEACHER AP	0.00	0.00	0.00	0.00	0.00	0.00	0.00
01 6925 610 000	TITLE III ESSA ELL - SUPPLIES DIST	0.00	0.00	0.00	0.00	0.00	0.00	0.00
01 6925 610 002	TITLE III ESSA ELL - SUPPLIES BE	0.00	0.00	0.00	0.00	0.00	0.00	0.00
01 6925 610 006	TITLE III ESSA ELL - SUPPLIES AP	0.00	0.00	0.00	0.00	0.00	0.00	0.00
6925	TITLE III ESSA - LIMITED ENG PROF GRANT	0.00	0.00	0.00	0.00	0.00	0.00	0.00
6926	TITLE III ESSA - IMMIGRANT EDUCATION							
01 6926 610 000	TITLE III ESSA IMMIGRANT - SUPPLIES DIST	0.00	0.00	0.00	0.00	0.00	0.00	0.00
6926	TITLE III ESSA - IMMIGRANT EDUCATION	0.00	0.00	0.00	0.00	0.00	0.00	0.00
6990	OTHER FED CATEGORICAL RECEIPTS							
01 6990 610 002	TITLE III ESSA IMMIGRANT - SUPPLIES BE	0.00	0.00	0.00	0.00	0.00	0.00	0.00
01 6990 610 006	TITLE III ESSA IMMIGRANT - SUPPLIES AP	0.00	0.00	0.00	0.00	0.00	0.00	0.00
6990	OTHER FED CATEGORICAL RECEIPTS	0.00	0.00	0.00	0.00	0.00	0.00	0.00
6997	ESSER II							
01 6997 111 000	ESSER II - SALARIES TEACHERS DIST	0.00	0.00	0.00	0.00	0.00	0.00	0.00
01 6997 111 002	ESSER II - SALARIES TEACHERS BE	0.00	0.00	0.00	0.00	0.00	0.00	0.00
01 6997 151 000	ESSER II - ADD'L COMP TEACHERS DIST	0.00	0.00	0.00	0.00	0.00	0.00	0.00
01 6997 151 002	ESSER II - ADD'L COMP TEACHERS BE	0.00	0.00	0.00	0.00	0.00	0.00	0.00
01 6997 211 000	ESSER II - GROUP INS TEACHERS/PROF DIST	0.00	0.00	0.00	0.00	0.00	0.00	0.00
01 6997 211 002	ESSER II - GROUP INS TEACHERS/PROF BE	0.00	0.00	0.00	0.00	0.00	0.00	0.00
01 6997 221 000	ESSER II - SOC SEC TEACHERS/PROF DIST	0.00	0.00	0.00	0.00	0.00	0.00	0.00
01 6997 221 002	ESSER II - SOC SEC TEACHERS/PROF BE	0.00	0.00	0.00	0.00	0.00	0.00	0.00
01 6997 231 000	ESSER II - RETIREMENT TEACHERS/PROF DIST	0.00	0.00	0.00	0.00	0.00	0.00	0.00
01 6997 231 002	ESSER II - RETIREMENT TEACHERS/PROF BE	0.00	0.00	0.00	0.00	0.00	0.00	0.00
01 6997 237 000	ESSER II - INCR RET CONTR DIST	0.00	0.00	0.00	0.00	0.00	0.00	0.00
01 6997 237 002	ESSER II - INCR RET CONTR BE	0.00	0.00	0.00	0.00	0.00	0.00	0.00
01 6997 281 000	ESSER II - HEALTH BEN TEACHERS/PROF DIST	0.00	0.00	0.00	0.00	0.00	0.00	0.00
01 6997 281 002	ESSER II - HEALTH BEN TEACHERS/PROF BE	0.00	0.00	0.00	0.00	0.00	0.00	0.00
6997	ESSER II	0.00	0.00	0.00	0.00	0.00	0.00	0.00
6998	ESSER III							
01 6998 640 000	ESSER III - BOOKS & PERIODICALS DIST	0.00	0.00	0.00	0.00	0.00	0.00	0.00
01 6998 640 002	ESSER III - BOOKS & PERIODICALS BE	0.00	0.00	0.00	0.00	0.00	0.00	0.00
01 6998 640 003	ESSER III - BOOKS & PERIODICALS PC	0.00	0.00	0.00	0.00	0.00	0.00	0.00
01 6998 640 004	ESSER III - BOOKS & PERIODICALS HE	0.00	0.00	0.00	0.00	0.00	0.00	0.00
01 6998 640 005	ESSER III - BOOKS & PERIODICALS BMS	0.00	0.00	0.00	0.00	0.00	0.00	0.00
01 6998 640 006	ESSER III - BOOKS & PERIODICALS AP	0.00	0.00	0.00	0.00	0.00	0.00	0.00
01 6998 640 007	ESSER III - BOOKS & PERIODICALS SE	0.00	0.00	0.00	0.00	0.00	0.00	0.00
01 6998 640 008	ESSER III - BOOKS & PERIODICALS BSMS	0.00	0.00	0.00	0.00	0.00	0.00	0.00
6998	ESSER III	0.00	0.00	0.00	0.00	0.00	0.00	0.00
8000	TRANSFERS (OUTGOING)							
01 8000 912 001	TRANSFERS TO SCHOOL NUTRITION FUND HS	0.00	0.00	0.00	0.00	0.00	0.00	0.00
01 8000 912 002	TRANSFERS TO SCHOOL NUTRITION FUND BE	0.00	0.00	0.00	0.00	0.00	0.00	0.00
01 8000 912 003	TRANSFERS TO SCHOOL NUTRITION FUND PC	0.00	0.00	0.00	0.00	0.00	0.00	0.00
01 8000 912 004	TRANSFERS TO SCHOOL NUTRITION FUND HE	0.00	0.00	0.00	0.00	0.00	0.00	0.00
01 8000 912 006	TRANSFERS TO SCHOOL NUTRITION FUND AP	0.00	0.00	0.00	0.00	0.00	0.00	0.00
01 8000 913 001	TRANSFERS TO ACTIVITY FUND HS	25,000.00	0.00	0.00	0.00	25,000.00	0.00	25,000.00
01 8000 913 002	TRANSFERS TO ACTIVITY FUND BE	4,000.00	0.00	0.00	0.00	4,000.00	0.00	4,000.00
01 8000 913 003	TRANSFERS TO ACTIVITY FUND PC	4,000.00	0.00	0.00	0.00	4,000.00	0.00	4,000.00
01 8000 913 004	TRANSFERS TO ACTIVITY FUND HE	4,000.00	0.00	0.00	0.00	4,000.00	0.00	4,000.00
01 8000 913 005	TRANSFERS TO ACTIVITY FUND BMS	4,000.00	0.00	0.00	0.00	4,000.00	0.00	4,000.00
01 8000 913 006	TRANSFERS TO ACTIVITY FUND AP	4,000.00	0.00	0.00	0.00	4,000.00	0.00	4,000.00

Account Number	Account Description	Revised Budget	Expended During Month	Expenditures to Date	% of Budget	Balance at EOM	P/ O Outstanding	Unencumbered Balance
01 8000 913 007	TRANSFERS TO ACTIVITY FUND SE	4,000.00	0.00	0.00	0.00	4,000.00	0.00	4,000.00
01 8000 913 008	TRANSFERS TO ACTIVITY FUND BSMS	4,000.00	0.00	0.00	0.00	4,000.00	0.00	4,000.00
8000	TRANSFERS (OUTGOING)	53,000.00	0.00	0.00	0.00	53,000.00	0.00	53,000.00
9000	NON-PROGRAM EXPENDITURES							
01 9000 890 000	NON-PROG EXP - OTHER MISC DIST	1,373,000.00	0.00	0.00	0.00	1,373,000.00	0.00	1,373,000.00
01 9000 890 001	NON-PROG EXP - OTHER MISC HS	0.00	0.00	0.00	0.00	0.00	0.00	0.00
01 9000 890 002	NON-PROG EXP - OTHER MISC BE	0.00	0.00	0.00	0.00	0.00	0.00	0.00
01 9000 890 003	NON-PROG EXP - OTHER MISC PC	0.00	0.00	0.00	0.00	0.00	0.00	0.00
01 9000 890 004	NON-PROG EXP - OTHER MISC HE	0.00	0.00	0.00	0.00	0.00	0.00	0.00
01 9000 890 005	NON-PROG EXP - OTHER MISC BMS	0.00	0.00	0.00	0.00	0.00	0.00	0.00
01 9000 890 006	NON-PROG EXP - OTHER MISC AP	0.00	0.00	0.00	0.00	0.00	0.00	0.00
01 9000 890 007	NON-PROG EXP - OTHER MISC SE	0.00	0.00	0.00	0.00	0.00	0.00	0.00
01 9000 890 008	NON-PROG EXP - OTHER MISC BSMS	0.00	0.00	0.00	0.00	0.00	0.00	0.00
9000	NON-PROGRAM EXPENDITURES	1,373,000.00	0.00	0.00	0.00	1,373,000.00	0.00	1,373,000.00
01	GENERAL FUND CHECKING	51,023,743.00	3,517,168.37	26,995,715.58	53.82	24,028,027.42	463,483.32	23,564,544.10

Account Number	Account Description	Revised Budget	Expended During Month	Expenditures to Date	% of Budget	Balance at EOM	P/ O Outstanding	Unencumbered Balance
02	NUTRITION SERVICES							
3100	FOOD SERVICE OPERATIONS							
02 3100 110 000	SALARIES COOKS DIST	0.00	6,693.75	46,856.25	0.00	(46,856.25)	0.00	(46,856.25)
02 3100 110 001	SALARIES COOKS HS	0.00	8,233.57	68,822.38	0.00	(68,822.38)	0.00	(68,822.38)
02 3100 110 002	SALARIES COOKS BE	0.00	5,639.88	43,896.04	0.00	(43,896.04)	0.00	(43,896.04)
02 3100 110 003	SALARIES COOKS PC	0.00	6,715.13	47,442.73	0.00	(47,442.73)	0.00	(47,442.73)
02 3100 110 004	SALARIES COOKS HE	0.00	5,285.53	39,182.14	0.00	(39,182.14)	0.00	(39,182.14)
02 3100 110 005	SALARIES COOKS BMS	0.00	7,949.69	56,782.78	0.00	(56,782.78)	0.00	(56,782.78)
02 3100 110 006	SALARIES COOKS AP	0.00	5,464.00	39,637.22	0.00	(39,637.22)	0.00	(39,637.22)
02 3100 110 007	SALARIES COOKS SE	0.00	3,660.01	35,882.74	0.00	(35,882.74)	0.00	(35,882.74)
02 3100 110 008	SALARIES COOKS BSMS	0.00	8,546.49	59,258.80	0.00	(59,258.80)	0.00	(59,258.80)
02 3100 120 001	SUB COOK SALARIES HS	0.00	1,682.99	6,478.55	0.00	(6,478.55)	0.00	(6,478.55)
02 3100 120 002	SUB COOK SALARIES BE	0.00	1,167.03	5,453.72	0.00	(5,453.72)	0.00	(5,453.72)
02 3100 120 003	SUB COOK SALARIES PC	0.00	213.40	906.91	0.00	(906.91)	0.00	(906.91)
02 3100 120 004	SUB COOK SALARIES HE	0.00	985.02	7,765.45	0.00	(7,765.45)	0.00	(7,765.45)
02 3100 120 005	SUB COOK SALARIES BMS	0.00	60.00	1,408.54	0.00	(1,408.54)	0.00	(1,408.54)
02 3100 120 006	SUB COOK SALARIES AP	0.00	79.95	288.17	0.00	(288.17)	0.00	(288.17)
02 3100 120 007	SUB COOK SALARIES SE	0.00	924.68	1,767.51	0.00	(1,767.51)	0.00	(1,767.51)
02 3100 120 008	SUB COOK SALARIES BSMS	0.00	116.11	116.11	0.00	(116.11)	0.00	(116.11)
02 3100 130 000	OT COOKS DIST	0.00	0.00	0.00	0.00	0.00	0.00	0.00
02 3100 130 001	OT COOKS HS	0.00	0.00	0.00	0.00	0.00	0.00	0.00
02 3100 130 002	OT COOKS BE	0.00	0.00	0.00	0.00	0.00	0.00	0.00
02 3100 130 003	OT COOKS PC	0.00	0.00	0.00	0.00	0.00	0.00	0.00
02 3100 130 004	OT COOKS HE	0.00	0.00	0.00	0.00	0.00	0.00	0.00
02 3100 130 005	OT COOKS BMS	0.00	0.00	0.00	0.00	0.00	0.00	0.00
02 3100 130 006	OT COOKS AP	0.00	0.00	174.63	0.00	(174.63)	0.00	(174.63)
02 3100 130 007	OT COOKS SE	0.00	0.00	0.00	0.00	0.00	0.00	0.00
02 3100 130 008	OT COOKS BSMS	0.00	0.00	312.77	0.00	(312.77)	0.00	(312.77)
02 3100 150 000	ADD'L COMP COOKS DIST	0.00	17.40	121.80	0.00	(121.80)	0.00	(121.80)
02 3100 150 001	ADD'L COMP COOKS HS	0.00	12.51	134.31	0.00	(134.31)	0.00	(134.31)
02 3100 150 002	ADD'L COMP COOKS BE	0.00	16.08	112.56	0.00	(112.56)	0.00	(112.56)
02 3100 150 003	ADD'L COMP COOKS PC	0.00	11.02	77.14	0.00	(77.14)	0.00	(77.14)
02 3100 150 004	ADD'L COMP COOKS HE	0.00	11.79	82.53	0.00	(82.53)	0.00	(82.53)
02 3100 150 005	ADD'L COMP COOKS BMS	0.00	17.22	115.26	0.00	(115.26)	0.00	(115.26)
02 3100 150 006	ADD'L COMP COOKS AP	0.00	10.23	71.61	0.00	(71.61)	0.00	(71.61)
02 3100 150 007	ADD'L COMP COOKS SE	0.00	7.11	49.77	0.00	(49.77)	0.00	(49.77)
02 3100 150 008	ADD'L COMP COOKS BSMS	0.00	17.87	125.09	0.00	(125.09)	0.00	(125.09)
02 3100 210 000	GROUP INS COOKS DIST	0.00	2,137.49	14,962.43	0.00	(14,962.43)	0.00	(14,962.43)
02 3100 210 001	GROUP INS COOKS HS	0.00	611.58	4,338.26	0.00	(4,338.26)	0.00	(4,338.26)
02 3100 210 002	GROUP INS COOKS BE	0.00	606.38	4,244.66	0.00	(4,244.66)	0.00	(4,244.66)
02 3100 210 003	GROUP INS COOKS PC	0.00	20.80	146.32	0.00	(146.32)	0.00	(146.32)
02 3100 210 004	GROUP INS COOKS HE	0.00	606.38	4,244.66	0.00	(4,244.66)	0.00	(4,244.66)
02 3100 210 005	GROUP INS COOKS BMS	0.00	616.78	4,312.26	0.00	(4,312.26)	0.00	(4,312.26)
02 3100 210 006	GROUP INS COOKS AP	0.00	42.54	297.64	0.00	(297.64)	0.00	(297.64)
02 3100 210 007	GROUP INS COOKS SE	0.00	601.18	4,223.28	0.00	(4,223.28)	0.00	(4,223.28)
02 3100 210 008	GROUP INS COOKS BSMS	0.00	614.18	4,283.66	0.00	(4,283.66)	0.00	(4,283.66)
02 3100 220 000	SOC SEC COOKS DIST	0.00	503.86	3,527.02	0.00	(3,527.02)	0.00	(3,527.02)
02 3100 220 001	SOC SEC COOKS HS	0.00	759.07	5,767.41	0.00	(5,767.41)	0.00	(5,767.41)
02 3100 220 002	SOC SEC COOKS BE	0.00	472.24	3,435.87	0.00	(3,435.87)	0.00	(3,435.87)
02 3100 220 003	SOC SEC COOKS PC	0.00	549.51	3,835.04	0.00	(3,835.04)	0.00	(3,835.04)
02 3100 220 004	SOC SEC COOKS HE	0.00	441.18	3,321.90	0.00	(3,321.90)	0.00	(3,321.90)
02 3100 220 005	SOC SEC COOKS BMS	0.00	613.07	4,453.44	0.00	(4,453.44)	0.00	(4,453.44)
02 3100 220 006	SOC SEC COOKS AP	0.00	434.57	3,160.25	0.00	(3,160.25)	0.00	(3,160.25)
02 3100 220 007	SOC SEC COOKS SE	0.00	350.80	2,880.58	0.00	(2,880.58)	0.00	(2,880.58)
02 3100 220 008	SOC SEC COOKS BSMS	0.00	663.06	4,570.18	0.00	(4,570.18)	0.00	(4,570.18)

Account Number	Account Description	Revised Budget	Expended During Month	Expenditures to Date	% of Budget	Balance at EOM	P/ O Outstanding	Unencumbered Balance
02 3100 230 000	RETIREMENT COOKS DIST	0.00	491.99	3,443.93	0.00	(3,443.93)	0.00	(3,443.93)
02 3100 230 001	RETIREMENT COOKS HS	0.00	618.60	5,071.88	0.00	(5,071.88)	0.00	(5,071.88)
02 3100 230 002	RETIREMENT COOKS BE	0.00	500.31	3,380.50	0.00	(3,380.50)	0.00	(3,380.50)
02 3100 230 003	RETIREMENT COOKS PC	0.00	509.24	3,502.72	0.00	(3,502.72)	0.00	(3,502.72)
02 3100 230 004	RETIREMENT COOKS HE	0.00	390.18	2,881.60	0.00	(2,881.60)	0.00	(2,881.60)
02 3100 230 005	RETIREMENT COOKS BMS	0.00	588.72	4,177.95	0.00	(4,177.95)	0.00	(4,177.95)
02 3100 230 006	RETIREMENT COOKS AP	0.00	401.60	2,926.17	0.00	(2,926.17)	0.00	(2,926.17)
02 3100 230 007	RETIREMENT COOKS SE	0.00	269.01	2,612.62	0.00	(2,612.62)	0.00	(2,612.62)
02 3100 230 008	RETIREMENT COOKS BSMS	0.00	632.18	4,356.40	0.00	(4,356.40)	0.00	(4,356.40)
02 3100 237 000	INCR RET CONTR DIST	0.00	169.20	1,184.40	0.00	(1,184.40)	0.00	(1,184.40)
02 3100 237 001	INCR RET CONTR HS	0.00	212.75	1,744.32	0.00	(1,744.32)	0.00	(1,744.32)
02 3100 237 002	INCR RET CONTR BE	0.00	172.06	1,162.63	0.00	(1,162.63)	0.00	(1,162.63)
02 3100 237 003	INCR RET CONTR PC	0.00	175.15	1,204.66	0.00	(1,204.66)	0.00	(1,204.66)
02 3100 237 004	INCR RET CONTR HE	0.00	134.20	991.05	0.00	(991.05)	0.00	(991.05)
02 3100 237 005	INCR RET CONTR BMS	0.00	202.47	1,436.88	0.00	(1,436.88)	0.00	(1,436.88)
02 3100 237 006	INCR RET CONTR AP	0.00	138.12	1,006.37	0.00	(1,006.37)	0.00	(1,006.37)
02 3100 237 007	INCR RET CONTR SE	0.00	92.52	898.52	0.00	(898.52)	0.00	(898.52)
02 3100 237 008	INCR RET CONTR BSMS	0.00	217.43	1,498.27	0.00	(1,498.27)	0.00	(1,498.27)
02 3100 280 000	HEALTH BEN COOKS DIST	0.00	0.00	0.00	0.00	0.00	0.00	0.00
02 3100 280 001	HEALTH BEN NON-INSTR HS	0.00	0.00	0.00	0.00	0.00	0.00	0.00
02 3100 280 002	HEALTH BEN NON-INSTR BE	0.00	0.00	0.00	0.00	0.00	0.00	0.00
02 3100 280 003	HEALTH BEN NON-INSTR PC	0.00	250.00	1,750.00	0.00	(1,750.00)	0.00	(1,750.00)
02 3100 280 004	HEALTH BEN NON-INSTR HE	0.00	0.00	0.00	0.00	0.00	0.00	0.00
02 3100 280 005	HEALTH BEN NON-INSTR BMS	0.00	0.00	0.00	0.00	0.00	0.00	0.00
02 3100 280 006	HEALTH BEN NON-INSTR AP	0.00	199.36	1,648.72	0.00	(1,648.72)	0.00	(1,648.72)
02 3100 280 007	HEALTH BEN NON-INSTR SE	0.00	0.00	0.00	0.00	0.00	0.00	0.00
02 3100 280 008	HEALTH BEN NON-INSTR BSMS	0.00	0.00	0.00	0.00	0.00	0.00	0.00
02 3100 431 001	REPAIRS & MAINT HS	0.00	238.00	2,518.70	0.00	(2,518.70)	999.79	(3,518.49)
02 3100 431 002	REPAIRS & MAINT BE	0.00	0.00	4,335.70	0.00	(4,335.70)	0.00	(4,335.70)
02 3100 431 003	REPAIRS & MAINT PC	0.00	579.62	7,110.47	0.00	(7,110.47)	2,752.34	(9,862.81)
02 3100 431 004	REPAIRS & MAINT HE	0.00	0.00	2,283.70	0.00	(2,283.70)	0.00	(2,283.70)
02 3100 431 005	REPAIRS & MAINT BMS	0.00	1,314.92	5,313.06	0.00	(5,313.06)	0.00	(5,313.06)
02 3100 431 006	REPAIRS & MAINT AP	0.00	0.00	0.00	0.00	0.00	0.00	0.00
02 3100 431 007	REPAIRS & MAINT SE	0.00	364.00	364.00	0.00	(364.00)	0.00	(364.00)
02 3100 431 008	REPAIRS & MAINT BSMS	0.00	0.00	0.00	0.00	0.00	0.00	0.00
02 3100 440 001	RENTALS HS	0.00	0.00	0.00	0.00	0.00	0.00	0.00
02 3100 440 002	RENTALS BE	0.00	0.00	0.00	0.00	0.00	0.00	0.00
02 3100 440 003	RENTALS PC	0.00	0.00	0.00	0.00	0.00	0.00	0.00
02 3100 440 004	RENTALS HE	0.00	0.00	0.00	0.00	0.00	0.00	0.00
02 3100 440 005	RENTALS BMS	0.00	0.00	0.00	0.00	0.00	0.00	0.00
02 3100 440 006	RENTALS AP	0.00	0.00	0.00	0.00	0.00	0.00	0.00
02 3100 440 007	RENTALS SE	0.00	0.00	0.00	0.00	0.00	0.00	0.00
02 3100 440 008	RENTALS BSMS	0.00	0.00	0.00	0.00	0.00	0.00	0.00
02 3100 580 000	TRAVEL EXPENSE AND MILEAGE DIST	0.00	87.44	721.67	0.00	(721.67)	0.00	(721.67)
02 3100 610 000	SUPPLIES DISTRICT	0.00	0.00	202.28	0.00	(202.28)	0.00	(202.28)
02 3100 610 001	SUPPLIES HS	0.00	1,906.22	19,589.44	0.00	(19,589.44)	0.00	(19,589.44)
02 3100 610 002	SUPPLIES BE	0.00	1,113.86	9,701.11	0.00	(9,701.11)	0.00	(9,701.11)
02 3100 610 003	SUPPLIES PC	0.00	1,175.16	12,552.43	0.00	(12,552.43)	0.00	(12,552.43)
02 3100 610 004	SUPPLIES HE	0.00	444.59	8,981.54	0.00	(8,981.54)	0.00	(8,981.54)
02 3100 610 005	SUPPLIES BMS	0.00	1,901.77	12,662.85	0.00	(12,662.85)	0.00	(12,662.85)
02 3100 610 006	SUPPLIES AP	0.00	2,027.02	10,043.43	0.00	(10,043.43)	0.00	(10,043.43)
02 3100 610 007	SUPPLIES SE	0.00	520.99	12,224.18	0.00	(12,224.18)	0.00	(12,224.18)
02 3100 610 008	SUPPLIES BSMS	0.00	1,305.04	24,080.45	0.00	(24,080.45)	0.00	(24,080.45)
02 3100 630 001	FOOD HS	0.00	32,249.62	238,236.45	0.00	(238,236.45)	0.00	(238,236.45)
02 3100 630 002	FOOD BE	0.00	10,616.43	85,149.35	0.00	(85,149.35)	42.62	(85,191.97)

Account Number	Account Description	Revised Budget	Expended During Month	Expenditures to Date	% of Budget	Balance at EOM	P/ O Outstanding	Unencumbered Balance
02 3100 630 003	FOOD PC	0.00	16,365.07	121,345.00	0.00	(121,345.00)	20.66	(121,365.66)
02 3100 630 004	FOOD HE	0.00	11,582.79	83,516.15	0.00	(83,516.15)	0.00	(83,516.15)
02 3100 630 005	FOOD BMS	0.00	12,700.35	95,938.92	0.00	(95,938.92)	0.00	(95,938.92)
02 3100 630 006	FOOD AP	0.00	9,164.35	65,848.72	0.00	(65,848.72)	13.98	(65,862.70)
02 3100 630 007	FOOD SE	0.00	9,862.05	80,745.39	0.00	(80,745.39)	0.00	(80,745.39)
02 3100 630 008	FOOD BSMS	0.00	13,453.25	109,314.51	0.00	(109,314.51)	4.49	(109,319.00)
02 3100 733 000	FURNITURE AND EQUIPMENT DIST	0.00	0.00	0.00	0.00	0.00	0.00	0.00
02 3100 733 001	FURNITURE AND EQUIPMENT HS	0.00	0.00	845.84	0.00	(845.84)	0.00	(845.84)
02 3100 733 002	FURNITURE AND EQUIPMENT HS	0.00	0.00	0.00	0.00	0.00	0.00	0.00
02 3100 733 003	FURNITURE AND EQUIPMENT PC	0.00	0.00	0.00	0.00	0.00	0.00	0.00
02 3100 733 004	FURNITURE AND EQUIPMENT HE	0.00	0.00	0.00	0.00	0.00	2,021.25	(2,021.25)
02 3100 733 005	FURNITURE AND EQUIPMENT BMS	0.00	0.00	0.00	0.00	0.00	0.00	0.00
02 3100 733 006	FURNITURE AND EQUIPMENT AP	0.00	0.00	0.00	0.00	0.00	0.00	0.00
02 3100 733 007	FURNITURE AND EQUIPMENT SE	0.00	0.00	816.00	0.00	(816.00)	0.00	(816.00)
02 3100 733 008	FURNITURE AND EQUIPMENT BSMS	0.00	0.00	2,145.00	0.00	(2,145.00)	0.00	(2,145.00)
02 3100 735 000	SOFTWARE DISTRICT	0.00	0.00	0.00	0.00	0.00	0.00	0.00
02 3100 735 001	COMPUTER SOFTWARE HS	0.00	0.00	2,095.59	0.00	(2,095.59)	0.00	(2,095.59)
02 3100 735 002	COMPUTER SOFTWARE BE	0.00	0.00	2,095.59	0.00	(2,095.59)	0.00	(2,095.59)
02 3100 735 003	COMPUTER SOFTWARE PC	0.00	0.00	2,095.58	0.00	(2,095.58)	0.00	(2,095.58)
02 3100 735 004	COMPUTER SOFTWARE HE	0.00	0.00	2,095.58	0.00	(2,095.58)	0.00	(2,095.58)
02 3100 735 005	COMPUTER SOFTWARE BMS	0.00	0.00	2,095.58	0.00	(2,095.58)	0.00	(2,095.58)
02 3100 735 006	COMPUTER SOFTWARE AP	0.00	0.00	2,095.58	0.00	(2,095.58)	0.00	(2,095.58)
02 3100 735 007	COMPUTER SOFTWARE SE	0.00	0.00	2,045.75	0.00	(2,045.75)	0.00	(2,045.75)
02 3100 735 008	COMPUTER SOFTWARE BSMS	0.00	0.00	2,045.75	0.00	(2,045.75)	0.00	(2,045.75)
02 3100 890 000	OTHER MISC EXPENSES DIST	0.00	43.00	354.19	0.00	(354.19)	9.98	(364.17)
02 3100 890 001	OTHER MISC EXPENSES HS	0.00	0.00	469.45	0.00	(469.45)	0.00	(469.45)
02 3100 890 002	OTHER MISC EXPENSES BE	0.00	0.00	209.35	0.00	(209.35)	0.00	(209.35)
02 3100 890 003	OTHER MISC EXPENSES PC	0.00	14.50	14.50	0.00	(14.50)	0.00	(14.50)
02 3100 890 004	OTHER MISC EXPENSES HE	0.00	0.00	301.05	0.00	(301.05)	0.00	(301.05)
02 3100 890 005	OTHER MISC EXPENSES BMS	0.00	0.00	20.50	0.00	(20.50)	0.00	(20.50)
02 3100 890 006	OTHER MISC EXPENSES AP	0.00	0.00	143.40	0.00	(143.40)	0.00	(143.40)
02 3100 890 007	OTHER MISC EXPENSES SE	0.00	0.00	0.00	0.00	0.00	0.00	0.00
02 3100 890 008	OTHER MISC EXPENSES BSMS	0.00	0.00	24.25	0.00	(24.25)	0.00	(24.25)
3100	FOOD SERVICE OPERATIONS	0.00	209,578.26	1,620,995.99	0.00	(1,620,995.99)	5,865.11	(1,626,861.10)
02	NUTRITION SERVICES	0.00	209,578.26	1,620,995.99	0.00	(1,620,995.99)	5,865.11	(1,626,861.10)





Account Number	Account Description	Revised Budget	Expended During Month	Expenditures to Date	% of Budget	Balance at EOM	P/ O Outstanding	Unencumbered Balance
05	UNEMPLOYMENT - MM							
2900	OTHER SUPPORT SERVICES							
05 2900 271 000	WORKER'S COMPENSATION TEACH/PROF DIST	0.00	1,233.57	1,233.57	0.00	(1,233.57)	0.00	(1,233.57)
2900	OTHER SUPPORT SERVICES	0.00	1,233.57	1,233.57	0.00	(1,233.57)	0.00	(1,233.57)
05	UNEMPLOYMENT - MM	0.00	1,233.57	1,233.57	0.00	(1,233.57)	0.00	(1,233.57)



Regular; Processing Month 03/2023

Account Number	Account Description	Revised Budget	Expended During Month	Expenditures to Date	% of Budget	Balance at EOM	P/ O Outstanding	Unencumbered Balance
13 4500 739 006	BLDG ACQ & CONSTR - EQUIPMENT AP	0.00	0.00	0.00	0.00	0.00	0.00	0.00
13 4500 739 007	BLDG ACQ & CONSTR - EQUIPMENT SE	0.00	0.00	99,523.90	0.00	(99,523.90)	0.00	(99,523.90)
13 4500 739 008	BLDG ACQ & CONSTR - EQUIPMENT BSMS	0.00	15,168.95	148,848.34	0.00	(148,848.34)	5,043.00	(153,891.34)
13 4500 890 000	BLDG ACQ & CONSTR - OTHER MISC EXP	0.00	0.00	0.00	0.00	0.00	0.00	0.00
4500	BLDG ACQ & CONSTR	0.00	715,982.74	5,333,989.20	0.00	(5,333,989.20)	74,372.36	(5,408,361.56)
5000	DEBT SERVICES							
13 5000 807 000	REPAYMENT OF TAXES FOR REVALUED PROP	0.00	0.00	0.00	0.00	0.00	0.00	0.00
5000	DEBT SERVICES	0.00	0.00	0.00	0.00	0.00	0.00	0.00
13	SPECIAL BUILDING FUND - CHECKING	0.00	715,982.74	12,361,775.45	0.00	(12,361,775.45)	74,372.36	(12,436,147.81)



Account Number	Account Description	Revised Budget	Expended During Month	Expenditures to Date	% of Budget	Balance at EOM	P/ O Outstanding	Unencumbered Balance
15	QSC BONDS - NLAF							
5000	DEBT SERVICES							
15 5000 831 000	Redemption of Principal	0.00	0.00	0.00	0.00	0.00	0.00	0.00
15 5000 832 000	Debt Service Interest	0.00	0.00	105,153.92	0.00	(105,153.92)	0.00	(105,153.92)
5000	DEBT SERVICES	0.00	0.00	105,153.92	0.00	(105,153.92)	0.00	(105,153.92)
15	QSC BONDS - NLAF	0.00	0.00	105,153.92	0.00	(105,153.92)	0.00	(105,153.92)

Account Number	Account Description	Revised Budget	Expended During Month	Expenditures to Date	% of Budget	Balance at EOM	P/ O Outstanding	Unencumbered Balance
16	QSC BONDS - MM							
5000	DEBT SERVICES							
16 5000 830 000	DUES & FEES	0.00	0.00	0.00	0.00	0.00	0.00	0.00
16 5000 832 000	Debt Service Interest	0.00	0.00	15,596.08	0.00	(15,596.08)	0.00	(15,596.08)
5000	DEBT SERVICES	0.00	0.00	15,596.08	0.00	(15,596.08)	0.00	(15,596.08)
16	QSC BONDS - MM	0.00	0.00	15,596.08	0.00	(15,596.08)	0.00	(15,596.08)





Account Number	Account Description	Revised Budget	Expended During Month	Expenditures to Date	% of Budget	Balance at EOM	P/ O Outstanding	Unencumbered Balance
21 2900 610 005 845	BMS Yearbook	0.00	108.00	2,941.37	0.00	(2,941.37)	25.00	(2,966.37)
21 2900 610 005 860	BMS Engineering	0.00	0.00	0.00	0.00	0.00	0.00	0.00
21 2900 610 005 870	BMS Leadership Group	0.00	0.00	0.00	0.00	0.00	0.00	0.00
21 2900 610 005 891	BMS Student Senate	0.00	105.50	904.73	0.00	(904.73)	0.00	(904.73)
21 2900 610 005 892	BMS Cooking Club	0.00	292.44	1,232.44	0.00	(1,232.44)	116.88	(1,349.32)
21 2900 610 005 893	BMS Miscellaneous	0.00	389.22	3,098.94	0.00	(3,098.94)	0.00	(3,098.94)
21 2900 610 005 916	BMS Music Resale	0.00	0.00	305.91	0.00	(305.91)	0.00	(305.91)
21 2900 610 005 951	BMS Tech & Living	0.00	0.00	0.00	0.00	0.00	0.00	0.00
21 2900 610 005 996	BMS Library	0.00	0.00	1,458.56	0.00	(1,458.56)	1,199.04	(2,657.60)
21 2900 610 006 221	AP Band Resale	0.00	0.00	598.75	0.00	(598.75)	0.00	(598.75)
21 2900 610 006 511	AP Student Council	0.00	0.00	640.75	0.00	(640.75)	0.00	(640.75)
21 2900 610 006 561	AP Miscellaneous	0.00	600.00	1,810.95	0.00	(1,810.95)	123.60	(1,934.55)
21 2900 610 006 566	AP Yearbook	0.00	0.00	0.00	0.00	0.00	0.00	0.00
21 2900 610 006 976	AP Library	0.00	619.91	1,823.88	0.00	(1,823.88)	246.85	(2,070.73)
21 2900 610 007 222	SE Band Resale	0.00	0.00	0.00	0.00	0.00	0.00	0.00
21 2900 610 007 512	SE Student Council	0.00	300.00	434.88	0.00	(434.88)	9.45	(444.33)
21 2900 610 007 567	SE Miscellaneous	0.00	393.50	1,705.66	0.00	(1,705.66)	0.00	(1,705.66)
21 2900 610 007 568	SE Yearbook	0.00	0.00	0.00	0.00	0.00	0.00	0.00
21 2900 610 007 972	SE Library	0.00	828.60	828.60	0.00	(828.60)	0.00	(828.60)
21 2900 610 008 102	BSMS Athletics	0.00	6,383.27	15,290.23	0.00	(15,290.23)	1,596.65	(16,886.88)
21 2900 610 008 121	BSMS Football	0.00	0.00	1,165.92	0.00	(1,165.92)	0.00	(1,165.92)
21 2900 610 008 122	BSMS Track	0.00	0.00	0.00	0.00	0.00	0.00	0.00
21 2900 610 008 123	BSMS Volleyball	0.00	0.00	1,929.64	0.00	(1,929.64)	0.00	(1,929.64)
21 2900 610 008 124	BSMS Boys' Basketball	0.00	0.00	4,527.09	0.00	(4,527.09)	0.00	(4,527.09)
21 2900 610 008 143	BSMS Girls' Basketball	0.00	440.00	3,669.20	0.00	(3,669.20)	0.00	(3,669.20)
21 2900 610 008 147	BSMS Cross Country	0.00	0.00	37.95	0.00	(37.95)	0.00	(37.95)
21 2900 610 008 186	BSMS Wrestling	0.00	0.00	430.00	0.00	(430.00)	0.00	(430.00)
21 2900 610 008 602	BSMS FBLA	0.00	0.00	0.00	0.00	0.00	0.00	0.00
21 2900 610 008 808	BSMS Robotics	0.00	0.00	0.00	0.00	0.00	0.00	0.00
21 2900 610 008 846	BSMS Yearbook	0.00	30.00	285.96	0.00	(285.96)	0.00	(285.96)
21 2900 610 008 861	BSMS Engineering	0.00	0.00	0.00	0.00	0.00	0.00	0.00
21 2900 610 008 871	BSMS Leadership Group	0.00	0.00	0.00	0.00	0.00	0.00	0.00
21 2900 610 008 894	BSMS Student Senate	0.00	165.27	194.02	0.00	(194.02)	190.45	(384.47)
21 2900 610 008 895	BSMS Cooking Club	0.00	132.87	813.86	0.00	(813.86)	194.44	(1,008.30)
21 2900 610 008 896	BSMS Miscellaneous	0.00	631.48	4,172.94	0.00	(4,172.94)	0.00	(4,172.94)
21 2900 610 008 917	BSMS Music Resale	0.00	0.00	0.00	0.00	0.00	0.00	0.00
21 2900 610 008 997	BSMS Library	0.00	65.36	976.59	0.00	(976.59)	1,199.04	(2,175.63)
2900	OTHER SUPPORT SERVICES	0.00	93,658.21	564,933.45	0.00	(564,933.45)	69,998.38	(634,931.83)
21	ACTIVITY FUND	0.00	93,658.21	564,933.45	0.00	(564,933.45)	69,998.38	(634,931.83)

Account Number	Account Description	Revised Budget	Expended During Month	Expenditures to Date	% of Budget	Balance at EOM	P/ O Outstanding	Unencumbered Balance
22	STUDENT FEE FUND							
2190	OTHER PUPIL SUPPORT SERVICES							
22 2190 340 000 670	Repairs	0.00	0.00	4,029.81	0.00	(4,029.81)	53.85	(4,083.66)
22 2190 610 000 670	Supplies	0.00	0.00	469.93	0.00	(469.93)	0.00	(469.93)
2190	OTHER PUPIL SUPPORT SERVICES	0.00	0.00	4,499.74	0.00	(4,499.74)	53.85	(4,553.59)
22	STUDENT FEE FUND	0.00	0.00	4,499.74	0.00	(4,499.74)	53.85	(4,553.59)

Account Number	Account Description	Revised Budget	Expended During Month	Expenditures to Date	% of Budget	Balance at EOM	P/ O Outstanding	Unencumbered Balance
25	BOND FUND							
5000	DEBT SERVICES							
25 5000 831 000	Redemption of Principal	0.00	0.00	1,705,000.00	0.00	(1,705,000.00)	0.00	(1,705,000.00)
25 5000 832 000	Debt Service Interest	0.00	0.00	2,454,832.01	0.00	(2,454,832.01)	0.00	(2,454,832.01)
25 5000 833 000	Bond Iss & Other Debt-Related Costs	0.00	0.00	2,700.00	0.00	(2,700.00)	0.00	(2,700.00)
25 5000 890 000	Other Misc Expenses	0.00	0.00	0.00	0.00	0.00	0.00	0.00
5000	DEBT SERVICES	0.00	0.00	4,162,532.01	0.00	(4,162,532.01)	0.00	(4,162,532.01)
25	BOND FUND	0.00	0.00	4,162,532.01	0.00	(4,162,532.01)	0.00	(4,162,532.01)

Account Number	Account Description	Revised Budget	Expended During Month	Expenditures to Date	% of Budget	Balance at EOM	P/ O Outstanding	Unencumbered Balance
Grand Total:		51,023,743.00	4,537,621.15	45,832,435.79	91.03	5,191,307.21	613,773.02	4,577,534.19

	<u>PIK/Gross</u>	<u>Amount</u>	<u>Expense/ Employer</u>	<u>Adjustment Amount</u>	<u>Check Total</u>	<u>Payee ID</u>	<u>Payee Name</u>	
Checking Account ID: GENERAL								
<b>ADD</b>								
ACTDRIVE Activity Driver			4,694.08					
ACTIVITY Activity			5,972.50					
BACKPAY Back Pay			6.31					
BEREAVE Bereavement			1,194.87					
CREDITREC Credit Recovery			912.52					
CURR1 Curriculum Work			2,548.75					
DUALENR Dual Enrollment			300.00					
GERTDRIV Route Driver			12,386.50					
HOURLY Hourly			194,335.04					
INHOUSE In-House Sub			1,379.00					
OT Overtime			8,814.13					
OT1 Overtime Act			513.62					
OTHER Other			167.32					
PARASUBAP Substitute Paraprofessional AP			147.72					
PARASUBBE Substitute Paraprofessional BE			111.29					
PARASUBHE Substitute Paraprofessional HE			108.50					
PARASUBPC Substitute Paraprofessional PC			595.68					
PARASUBPRE Substitute Paraprofessional Preschool			71.30					
PARASUBSE Substitute Paraprofessional SE			429.36					
PERSONAL Personal			1,233.05					
SATURDAY Saturday School			994.00					
SICK Sick			6,021.68					
SPDRIVE Sped Driver			15,895.12					
SPDRIVEST Sped Driver			69.52					
SUB Substitute			44,137.50					
SUBACCBE Sub Accompanist BE			20.35					
SUBACCBMS Sub Accompanist BMS			14.25					
SUBACCBMSMS Sub Accompanist BSMS			15.17					
SUBLT Substitute Long Term			5,220.00					
VACATION Vacation			762.75					
			309,071.88					
<b>CONTRACT</b>								
C01 Contract			1,751,995.07					
C02 Contract			7,258.41					
EXTRADUTY1 Extra Duty			33,580.69					
EXTRADUTY2 Extra Duty			13,054.00					
EXTRADUTY3 Extra Duty			2,318.66					
EXTRADUTY4 Extra Duty			799.68					
EXTRADUTY5 Extra Duty			330.36					
INLIEU Cash in lieu			54,849.62					
LONGEVITY Longevity			918.68					
LTD Long Term Disability			5,105.05					
			1,870,210.22					
<b>DEDUCTION</b>								
403B TSA 403b		3,701.00			3,701.00	403B	403B Consultants LLC	A
403BROTH 403b Roth		2,352.26			2,352.26	403B	403B Consultants LLC	A
AFLAC AFLAC		571.03			571.03	AFLAC	Aflac	A
AFLACPOST AFLAC Post		94.38			94.38	AFLAC	Aflac	A
AMERIPRISE Ameriprise 403b		350.00			350.00	AMERIPRISE	AMERIPRISE FINANCIAL SERVICES, INC.	A
ASSURACC Assurity Acc		1,596.40			1,596.40	ASSURITY	Assurity Life Insurance	
ASSURCRIT Assurity Crit		990.71			990.71	ASSURITY	Assurity Life Insurance	
ASSURHOSP Hospital Indemn		754.01			754.01	ASSURITY	Assurity Life Insurance	

	<u>PIK/Gross</u>	<u>Amount</u>	<u>Expense/ Employer</u>	<u>Adjustment Amount</u>	<u>Check Total</u>	<u>Payee ID</u>	<u>Payee Name</u>	
BKORDER BK Withholding		325.00			325.00	MCCARERIN	ERIN M. McCARTNEY, CHAPTER 13 TRUSTEE	
CAFEMED Med Reimb FSA		4,499.10			4,499.10	BPSSECT125	BPS Section 125 Plan	
CAICGROUP CAIC Group		143.68			143.68	AFLACGROUP	Affac Group Insurance	
DENTAL Dental		13,289.18	16,259.81		29,548.99	BCBS	Blue Cross/Blue Shield of NE	
DEPCARE Dep Care FSA		9,888.45			9,888.45	BPSSECT125	BPS Section 125 Plan	
EYEMED EyeMed		2,139.90			2,139.90	EYEMED	Fidelity Security Life	
GUARDVOL GuardVol		1,530.75			1,530.75	GUARDIAN	GUARDIAN, THE	
HEALTHINS Health Insur			384,438.35		384,438.35	BCBS	Blue Cross/Blue Shield of NE	
HORACEMAN Horace Mann		284.82			284.82	HORAMANN	Horace Mann Insurance Company	
HORMANLIFE H.Mann Life		419.94			419.94	HORMANLIFE	Horace Mann Life Insurance Company	
LIFE Life Ins			2,314.00		2,314.00	GUARDIAN	GUARDIAN, THE	
LIFEEXTRA Life Extra		481.00			481.00	GUARDIAN	GUARDIAN, THE	
LTDISAB Long Term Disab		5,105.05			5,105.05	MADNATL	Madison National Life Ins. Co., Inc.	
NESTADVIS NEST Adv		75.00			75.00	NESTADV	NEST Advisor 529	
SECURBENE Sec Ben 403b		2,815.00			2,815.00	SECURBENE	SECURITY BENEFIT	
TEAMMATES Teammates		190.00			190.00	TEAMMATES	TEAMMATES	
		51,596.66	403,012.16	0.00	454,608.82			
<b>INDIVIDUAL BANK ACCOUNT DEDUCTION</b>								
HSA HSA	402,188.41	10,522.99	17,936.18		28,459.17			D
		10,522.99	17,936.18	0.00	28,459.17			
<b>RET DEDUCTION</b>								
NPERS Retirement	2,057,029.72	201,177.50	151,191.80		352,369.30	BPSBUS	BPS Business Account	
NPERSCORR NPERS Correct	6,084.04	161.08			161.08	BPSBUS	BPS Business Account	
NPERSINC Retirement	2,057,029.72		51,997.64		51,997.64	BPSBUS	BPS Business Account	
		201,338.58	203,189.44	0.00	404,528.02			
<b>TAX</b>								
FIT FIT	1,930,023.19	147,686.75			147,686.75	EFTPS	ELECTRONIC FEDERAL TAX PAYMENT SYSTEM	A
FUTA FUTA	2,179,282.10							
MEDICARE MEDICARE	2,138,227.77	31,004.32	31,004.32		62,008.64	EFTPS	ELECTRONIC FEDERAL TAX PAYMENT SYSTEM	A
SITNE SIT NE	1,925,726.80	71,978.67			71,978.67	BPSBUS	BPS Business Account	
SOCSEC SOC SEC	2,138,227.77	132,570.36	132,570.36		265,140.72	EFTPS	ELECTRONIC FEDERAL TAX PAYMENT SYSTEM	A
SUTANE SUTA NE	2,176,839.25							
WCNE WORK COMP NE	2,179,282.10							
		383,240.10	163,574.68	0.00	546,814.78			
						Net Pay:	1,532,583.77	
						Cash Total:	2,966,994.56	
Non - FIT Taxable Deductions		249,258.91						
Non - SIT Taxable Deductions		249,258.91						
Non - SOC SEC Taxable Deductions		41,054.33						
Non - MEDICARE Taxable Deductions		41,054.33						
Direct Deposits		1,561,042.94						
Automatic Payments		481,904.78						
Adds + Contracts + Deduction Adds		2,179,282.10						

	<u>PIK/Gross</u>	<u>Amount</u>	<u>Expense/ Employer</u>	<u>Adjustment Amount</u>	<u>Check Total</u>	<u>Payee ID</u>	<u>Payee Name</u>	
Checking Account ID: HOTLUNCH								
ADD								
COOKSUBAP Substitute Cook AP			79.95					
COOKSUBBHS Substitute Cook BHS			1,500.23					
COOKSUBHE Substitute Cook HE			962.01					
COOKSUBSE Substitute Cook SE			924.68					
COOKSUBSMS Substitute Cook BSMS			61.51					
HOURLY Hourly			51,980.01					
SICK Sick			1,215.09					
			<u>56,723.48</u>					
CONTRACT								
C01 Contract			6,693.75					
INLIEU Cash in lieu			449.36					
LTD Long Term Disability			121.23					
			<u>7,264.34</u>					
DEDUCTION								
ASSURACC Assurity Acc		104.24			104.24	ASSURITY	Assurity Life Insurance	
ASSURCRIT Assurity Crit		23.25			23.25	ASSURITY	Assurity Life Insurance	
ASSURHOSP Hospital Indemn		50.91			50.91	ASSURITY	Assurity Life Insurance	
DENTAL Dental		216.91	264.79		481.70	BCBS	Blue Cross/Blue Shield of NE	
EYEMED EyeMed		96.84			96.84	EYEMED	Fidelity Security Life	
GUARDVOL GuardVol		138.75			138.75	GUARDIAN	GUARDIAN, THE	
HEALTHINS Health Insur		1,094.50	5,441.72		6,536.22	BCBS	Blue Cross/Blue Shield of NE	
LIFE Life Ins			150.80		150.80	GUARDIAN	GUARDIAN, THE	
LIFEEXTRA Life Extra		49.40			49.40	GUARDIAN	GUARDIAN, THE	
LTDISAB Long Term Disab		121.23			121.23	MADNATL	Madison National Life Ins. Co., Inc.	
		<u>1,896.03</u>	<u>5,857.31</u>	<u>0.00</u>	<u>7,753.34</u>			
RET DEDUCTION								
NPERS Retirement	59,888.85	5,857.13	4,401.83		10,258.96	BPSBUS	BPS Business Account	
NPERSINC Retirement	59,888.85		1,513.90		1,513.90	BPSBUS	BPS Business Account	
		<u>5,857.13</u>	<u>5,915.73</u>	<u>0.00</u>	<u>11,772.86</u>			
TAX								
FIT FIT	56,722.44	1,898.99			1,898.99	EFTPS	ELECTRONIC FEDERAL TAX PAYMENT SYSTEM	A
FUTA FUTA	63,987.82							
MEDICARE MEDICARE	62,579.57	907.41	907.41		1,814.82	EFTPS	ELECTRONIC FEDERAL TAX PAYMENT SYSTEM	A
SITNE SIT NE	56,722.44	1,056.78			1,056.78	BPSBUS	BPS Business Account	
SOCSEC SOC SEC	62,579.57	3,879.95	3,879.95		7,759.90	EFTPS	ELECTRONIC FEDERAL TAX PAYMENT SYSTEM	A
SUTANE SUTA NE	63,987.82							
WCNE WORK COMP NE	63,987.82							
		<u>7,743.13</u>	<u>4,787.36</u>		<u>12,530.49</u>			
						Net Pay:	48,491.53	
						Cash Total:	80,548.22	
Non - FIT Taxable Deductions		7,265.38						
Non - SIT Taxable Deductions		7,265.38						
Non - SOC SEC Taxable Deductions		1,408.25						
Non - MEDICARE Taxable Deductions		1,408.25						
Direct Deposits		48,491.53						
Automatic Payments		11,473.71						
Adds + Contracts + Deduction Adds		63,987.82						

Vendor Name	Vendor Description	Amount
<b>GENERAL FUND CHECKING</b>		
2 MEN AND A SHOP		\$1,981.17
360 COMMUNITY SERVICES		\$8,355.44
ABE'S TRASH SERVICE, INC		\$3,508.00
ACCESS SYSTEMS LEASING		\$13,453.70
ACCESS SYSTEMS		\$820.32
AMAZON CAPITAL SERVICES		\$9,073.75
APPLE INC		\$78.00
APRIL HENRY		\$1,681.81
ARBOR FAMILY COUNSELING		\$6,857.50
AUTISM CENTER OF NEBRASKA, INC		\$6,466.00
Backlund, Kellie		\$40.09
Barada, Landon		\$102.08
Bender, Kristin		\$269.21
Blevins, Cole		\$184.06
BLICK ART MATERIALS		\$157.75
Blocher, Theodore		\$32.10
Blomenkamp, Matthew		\$147.38
BOOK SYSTEMS		\$2,143.00
Bouaphakeo, Ann		\$77.29
BOUND TO STAY BOUND BOOKS		\$245.39
BOYS TOWN		\$3,529.44
BPS NUTRITION SERVICES		\$250.20
BRIMAR INDUSTRIES		\$125.88
CAMELOT TRANSPORTATION		\$1,260.00
CAPSAN		\$1,825.92
Christensen, Jamie		\$86.19
CONTROLLED RAIN		\$4,209.25
COUNCIL BLUFFS COMMUNITY SCHOOLS		\$992.88
COX BUSINESS		\$1,300.90
CRCC		\$13,365.12
CUBBY'S, INC		\$11,808.66
CULLIGAN		\$39.00
DECKER EQUIPMENT		\$310.79
DEMCO, INC		\$83.39
DIETZE MUSIC HOUSE, INC		\$371.95
DOUGLAS COUNTY POST-GAZETTE		\$21.46
DOUGLAS COUNTY TREASURER		\$4,018.26
Ehlers, Jessica		\$11.79
EL MUSEO LATINO		\$156.00
ESU 3		\$35,545.18
EYMAN PLUMBING		\$1,827.66
Fagan, Whitney		\$400.86
FIBER PLATFORM, LLC		\$2,349.66
FILTER SHOP, INC		\$1,123.64
FIRST STUDENT, INC		\$594.00
FOLLETT CONTENT SOLUTIONS, LLC		\$5,109.74
Garton, Jill		\$267.35
GENERAL FIRE AND SAFETY		\$2,790.00
GENESIS HEALTH CLUBS - WESTROADS		\$7,620.00
Green, Jodie		\$271.17
GRIBBEN, KRISTIE		\$681.20
Gutz, Stacy		\$88.43
Haack, Terrence		\$349.75
HEARTLAND EQUINE THERAPEUTIC RIDING ACADEMY		\$1,440.00

<b>Vendor Name</b>	<b>Vendor Description</b>	<b>Amount</b>
HEARTLAND FOUNDATION		\$10,716.00
HOME DEPOT PRO, THE		\$7,481.27
HY-VEE INC		\$1,594.65
I3 BANK		\$80.00
J.W. PEPPER & SON, INC		\$162.49
Johanek, Jay		\$148.69
JOHN DEERE FINANCIAL		\$370.89
JUST FOR KIDS THERAPY INC		\$23,779.25
Kedwaii, Ambreen		\$68.64
Kienbaum, Angela		\$62.88
Kiger, Emily		\$36.29
Klaus, Denise		\$23.32
Knight, Kathy		\$84.89
Knott, Barbara		\$109.39
KNUDSEN OIL & FEED		\$15.00
Korbel, Alysha		\$36.02
Kralicek, Curtis		\$34.38
KUBOTA OF OMAHA		\$107.13
KUNCE, SARA		\$448.02
LANGUAGE LEARNING NETWORK		\$5,000.00
LINCOLN PUBLIC SCHOOLS		\$375.00
Loptin, Robbie		\$119.87
MADONNA SCHOOL		\$8,925.00
MAPLE 85 PREMIUM LANDSCAPE MULCH CENTER		\$287.50
Matland, Charles		\$79.26
McCoy, Jodi		\$212.22
METAL DOORS & HARDWARE CO.		\$1,588.00
METROPOLITAN UTILITIES DISTRICT		\$18,786.71
MIDWEST BUS REPAIR, LLC		\$4,235.50
Mitchell, Kimberly		\$328.16
MMC MECHANICAL CONTRACTORS, INC		\$3,867.15
NASCO		\$179.65
NCS PEARSON, INC		\$188.04
NEBRASKA CENTRAL EQUIPMENT INC		\$3,325.43
NEBRASKA.GOV		\$158.00
ODEYS INC		\$792.96
OMAHA WORLD-HERALD, THE		\$1,098.40
ONE CALL CONCEPTS		\$24.14
ONE SOURCE		\$1,116.00
OPPD		\$65,680.00
Panning, Emily		\$241.70
PERMA-BOUND BOOKS		\$515.20
PERRY LAW FIRM		\$5,135.18
PITNEY BOWES		\$696.03
PORT-A-JOHN INC		\$625.00
PRESTO-X		\$640.00
PRIME SECURED, INC		\$406.25
REALITYWORKS		\$116.00
REALLY GOOD STUFF LLC		\$239.96
Reinwald, Alexander		\$20.96
RITE OF PASSAGE, INC		\$1,204.62
ROSE THEATER		\$355.00
RTG BUILDING SERVICES, INC		\$84,328.00
SCANTRON CORPORATION		\$180.84
SCHAEFER ELECTRIC, INC		\$1,584.61

Vendor Name	Vendor Description	Amount
SCOTT ENTERPRISES, INC.		\$668.24
SOLARWINDS		\$1,192.00
STANSIFER, ASHLEY		\$136.24
STERICYCLE, INC		\$347.81
STRATEGIC AIR COMMAND & AEROSPACE MUSEUM		\$760.00
SUBURBAN SCHOOLS' PROGRAM		\$6,061.00
SUPER DUPER PUBLICATIONS		\$181.85
THINK SOCIAL PUBLISHING, INC.		\$393.61
Thoendel, Shannon		\$57.12
TK ELEVATOR CORPORATION		\$770.79
TONI, FOUNTOA GERVAIS		\$135.59
TRAUERNICHT, CHIYO		\$250.00
TRUCK CENTER COMPANIES		\$13.14
Uchtman, Robert		\$136.24
ULINE		\$630.28
UNIVERSITY OF NEBRASKA LINCOLN		\$130.00
US BANK		\$12,765.88
USIC LOCATING SERVICES, LLC		\$424.35
VERIZON		\$645.46
VISITING NURSE HEALTH SERVICES		\$8,416.31
VISTA HIGHER LEARNING		\$3,425.85
Vogt, Tabetha		\$61.90
White, McKenzie		\$21.29
Widholm, Meggie		\$18.73
Wilson, Matthew		\$108.73
ZTRIP		\$4,985.94
Fund Number 01		<u>\$460,653.65</u>
Checking Account ID GENERAL		<u>\$460,653.65</u>
<b>QSC BONDS - MM</b>		
COMPUTERSHARE TRUST COMPANY, NA		\$750.00
Fund Number 16		<u>\$750.00</u>
Checking Account ID QSCMM		<u>\$750.00</u>
<b>SPECIAL BUILDING FUND - CHECKING</b>		
DIETZE MUSIC HOUSE, INC		\$604.00
DLR GROUP		\$3,461.10
OLSSON ASSOCIATES		\$1,650.00
Fund Number 13		<u>\$5,715.10</u>
Checking Account ID SPECBLDG		<u>\$5,715.10</u>
<b>STUDENT FEE FUND</b>		
AGPARTS WORLDWIDE, INC		\$1,175.00
Fund Number 22		<u>\$1,175.00</u>
Checking Account ID STUDENTFEE		<u>\$1,175.00</u>
<b>UNEMPLOYMENT - MM</b>		
NEBRASKA DEPARTMENT OF LABOR UC FUND		\$1,233.57
Fund Number 05		<u>\$1,233.57</u>

<b>Vendor Name</b>	<b>Vendor Description</b>	<b>Amount</b>
Checking Account ID	UNEMPLOY	<hr/> \$1,233.57

BPS Cash Flow Report  
 Regular; Processing Month 03/2023

Fund Number		Beginning Cash	Revenues	Expenses	Payables Change	Ending Cash
01	GENERAL FUND CHECKING	2,009,596.29	2,311,679.00	(3,517,168.37)	0.00	2,329,106.92
02	NUTRITION SERVICES	948,052.90	273,654.25	(209,578.26)	0.00	1,012,128.89
03	DEPRECIATION - MM	512.55	0.02	0.00	0.00	512.57
04	SPECIAL BUILDING FUND - MM	145,890.37	989.86	0.00	0.00	146,880.23
05	UNEMPLOYMENT - MM	12,283.46	1.01	(1,233.57)	0.00	11,050.90
06	GENERAL - MM	819,337.20	1,174,079.26	0.00	0.00	468,416.46
08	BUSINESS ACCT	15,500.00	0.00	0.00	0.00	15,500.00
13	SPECIAL BUILDING FUND - CHECKING	50,791.84	16.26	(715,982.74)	0.00	50,808.10
14	BUILDING FUND - NLAf	11,626,147.61	41,926.44	0.00	0.00	10,952,091.31
15	QSC BONDS - NLAf	3,080,789.56	11,527.49	0.00	0.00	3,092,317.05
16	QSC BONDS - MM	257,851.69	33,802.14	0.00	0.00	291,653.83
18	GENERAL FUND CDARS	2,953,639.95	6,987.38	0.00	0.00	2,960,627.33
19	BUILDING FUND CDARS	1,647,965.30	3,898.55	0.00	0.00	1,651,863.85
20	DEPRECIATION CDARS	2,718,834.27	6,431.90	0.00	0.00	2,725,266.17
21	ACTIVITY FUND	487,934.94	65,977.32	(93,658.21)	0.00	460,254.05
22	STUDENT FEE FUND	24,590.62	782.65	0.00	0.00	25,373.27
24	QSC BONDS CDARS	229,688.04	543.36	0.00	0.00	230,231.40
25	BOND FUND	4,142,699.14	324,032.19	0.00	0.00	4,466,731.33
27	UNEMPLOYMENT CDARS	279,154.93	660.37	0.00	0.00	279,815.30
Grand Total:		31,451,260.66	4,256,989.45	(4,537,621.15)	0.00	31,170,628.96

Vendor Name	Vendor Description	Amount
NUTRITION SERVICES		
BRENNAR COMPANY		\$956.60
CINTAS CORPORATION		\$892.53
DAVENPORT, BRENDA		\$14.50
GREATER OMAHA REFRIGERATION		\$579.62
HILAND DAIRY, INC.		\$18,080.07
HOBART SERVICE		\$1,678.92
MMC MECHANICAL CONTRACTORS, INC		\$238.00
MY CENTRAL SUPPLY		\$674.76
OMAHA STEAKS		\$4,788.06
PEPSICO		\$2,796.55
PERFORMANCE FOODSERVICE		\$96,203.00
ROTELLA'S ITALIAN BAKERY		\$1,877.91
US BANK		\$162.08
Watsabaugh, Tracy		\$87.44
Fund Number 02		<hr/> \$129,030.04
Checking Account ID HOTLUNCH		<hr/> \$129,030.04

Vendor Name	Vendor Description	Amount
ACTIVITY FUND		
A VIEW ON STATE		\$4,676.00
ACADEMIC EXPEDITIONS, INC		\$1,546.05
ALISON PEARCE STEVENS		\$828.60
AMAZON CAPITAL SERVICES		\$1,558.16
ANDERSEN, LORI		\$15.00
ANDERSON'S		\$3,564.61
ANDERSON, MARCUS		\$95.00
ARCHIE, JASMINE		\$145.00
ART FX		\$1,149.50
ASHLAND-GREENWOOD PUBLIC SCHOOLS		\$130.00
AVEL & CO		\$1,988.00
AWARDS UNLIMITED, INC.		\$217.08
BA, WIND-DAABO		\$25.00
BALKOVEC, DREW		\$70.00
BEATRICE HIGH SCHOOL		\$520.34
BENNINGTON BOOSTERS CLUB		\$15.00
BLAIR COMMUNITY SCHOOLS		\$51.87
BOYS TOWN		\$180.00
BPS NUTRITION SERVICES		\$37.50
BROWN, ROBERT		\$70.00
BSN SPORTS LLC		\$506.30
Butler, Angela		\$15.00
CALLAM SPORTS PHOTOGRAPHY		\$285.00
CASPER, MARK		\$70.00
CENTER STAGE DANCE		\$4,150.00
CENTER TROPHY COMPANY		\$91.50
College, Kari		\$15.00
COMPLETE PERCUSSION		\$60.00
COMPLETE WEDDINGS & EVENTS		\$1,495.00
COTIGNOLA, CHRISTOPHER		\$605.92
COUNTRY INN & SUITES KEARNEY		\$588.00
DC WEST COMMUNITY SCHOOLS		\$125.00
DESOUZA, COMLANVI		\$130.00
DICKERSON, KYLE		\$75.00
DIERCKS, KEENAN		\$70.00
DJONDO, LAURETTA		\$50.00
DOANE UNIVERSITY		\$350.00
DOLLAMUR SPORT SURFACES		\$5,500.00
DRIGGS, DOMINIC		\$50.00
FISHER, ROBERT		\$70.00
FLYNN, DANIEL		\$125.00
FOCUS THERAPY & PERFORMACE COACHING		\$125.00
FORT CALHOUN HIGH SCHOOL		\$200.00
FREMONT HIGH SCHOOL		\$0.00
FULL COMPASS SYSTEMS, LTD		\$769.64
FYE, MICHAEL		\$70.00
GANN, CHRIS		\$151.00
GHIMIRE, APEKSHYA		\$75.00
GLATTE, ANNABELLA		\$130.00
GRAPHIC EDGE, LLC, THE		\$1,897.10
GRETNA HIGH SCHOOL		\$100.00
HEMRY, KRIS		\$30.00
HILL, LORI		\$81.00
HOLIDAY INN EXPRESS HASTINGS		\$1,119.60
HOT SHOPS ART FOUNDATION		\$250.00

Vendor Name	Vendor Description	Amount
HOUSKA, STACY		\$15.00
HUGHES, AARON		\$130.00
HUGHES, LILIANA		\$40.00
HY-VEE INC		\$958.52
IMAGE MARKET		\$280.31
INNOVATIVE PROTECTIVES INC		\$2,500.00
INSTRUMENTALIST AWARDS LLC		\$93.00
J.W. PEPPER & SON, INC		\$854.00
JOSTENS INC		\$457.43
KIM THERKILDSEN PHOTOGRAPHY		\$1,060.00
Knott, Barbara		\$15.00
LIBERTY HARDWOODS, INC		\$539.55
LILLA, ERIK		\$70.00
LINCOLN EAST HIGH SCHOOL		\$244.90
LINCOLN SOUTHEAST HIGH SCHOOL		\$130.00
LINE DRIVE INC		\$10,135.00
LOU'S SPORTING GOODS		\$9,207.61
MEYER, NATHAN		\$500.00
MILLARD NORTH HIGH SCHOOL		\$300.00
Miller, Stacey		\$15.00
MOORE, DARRYL		\$70.00
NIEDBALSKI, PAUL		\$500.00
NOLA, PAIGE		\$500.00
NORTHWEST HIGH SCHOOL		\$125.00
NSAA		\$2,106.96
PEDROZA, JOEL		\$130.00
PLATTEVIEW HIGH SCHOOL		\$100.00
PLUGGE, MATT		\$81.00
POLK, MARLON		\$75.00
PORTER, TODD		\$95.00
RASMUSSEN, JOHN		\$125.00
RHEN, CHRIS		\$140.00
RIEDEL, BRIAN		\$70.00
RODRIGUEZ, NATHAN		\$95.00
ROTH, LUCAS		\$225.00
RSCHOOLTODAY		\$490.00
SCENTCO		\$300.00
SCHNEIDER, CARL		\$151.00
SCHOLASTIC BOOK FAIRS - 8		\$3,409.76
SCHOOL HEALTH CORPORATION		\$1,464.97
SCHUYLER CENTRAL HIGH SCHOOL		\$279.25
SCOTUS CENTRAL CATHOLIC		\$0.00
SHARP, ALEXANDER		\$500.00
SHEDEED, CORY		\$95.00
SOUTH SIOUX CITY HIGH SCHOOL		\$136.88
SPADY, SANDRA		\$50.00
SPORTS IMPORTS		\$2,758.15
SPURGEON, SCOTT		\$70.00
STEINKE, SUSAN		\$500.00
TENNIS WAREHOUSE		\$1,299.00
TRACKVILLE, LLC		\$160.00
US BANK		\$12,748.15
WEST POINT-BEEMER		\$200.00
WESTERHOLT, TREVOR		\$70.00
WILLIAMS, SHELLEY		\$15.00
WINNEBAGO HIGH SCHOOL		\$40.00

Vendor Name	Vendor Description	Amount
WIZE, NATHAN		\$130.00
WOODLAND, JAMES		\$500.00
Fund Number 21		<hr/> \$93,658.21
Checking Account ID	ACTIVITY	<hr/> \$93,658.21

Regular; Beginning Month 03/2023; Processing Month 03/2023; Active Chart of Account Number t; Fund Number 21

Fund: 21      ACTIVITY FUND

<u>Chart of Account Number</u>	<u>Chart of Account Description</u>	<u>Beginning Balance</u>	<u>Expenses</u>	<u>Revenues</u>	<u>Balance Change</u>	<u>Balance</u>
21 765 0100	HS Athletics	35,742.57	2,495.73	(1,765.00)	0.00	31,481.84
21 765 0101	BMS Athletics	(2,700.94)	573.06	0.00	0.00	(3,274.00)
21 765 0102	BSMS Athletics	246.04	6,383.27	0.00	0.00	(6,137.23)
21 765 0105	Football	33,816.86	221.50	(2,000.00)	0.00	31,595.36
21 765 0110	BMS Football	(4,854.96)	0.00	0.00	0.00	(4,854.96)
21 765 0111	Varsity Track	544.38	876.80	0.00	0.00	(332.42)
21 765 0112	BMS Track	1,946.35	4,397.10	0.00	0.00	(2,450.75)
21 765 0113	Athletic Training	2,710.40	1,464.97	0.00	0.00	1,245.43
21 765 0114	Uniforms	6,053.15	0.00	0.00	0.00	6,053.15
21 765 0115	Volleyball	6,745.78	2,758.15	0.00	0.00	3,987.63
21 765 0116	Lodging/Meals	(1,833.71)	1,119.60	4,500.00	0.00	1,546.69
21 765 0117	Dues/Fees	2,023.73	0.00	0.00	0.00	2,023.73
21 765 0118	Cross Country Club	3,437.57	0.00	0.00	0.00	3,437.57
21 765 0119	Baseball	6,639.79	1,074.80	1,409.00	0.00	6,973.99
21 765 0120	BMS Volleyball	8,026.87	0.00	0.00	0.00	8,026.87
21 765 0121	BSMS Football	9.08	0.00	0.00	0.00	9.08
21 765 0122	BSMS Track	0.00	0.00	0.00	0.00	0.00
21 765 0123	BSMS Volleyball	328.49	0.00	0.00	0.00	328.49
21 765 0124	BSMS Boys' Basketball	(1,796.10)	0.00	0.00	0.00	(1,796.10)
21 765 0125	Boys' Basketball	11,187.37	3,992.13	(500.00)	0.00	6,695.24
21 765 0130	BMS Boys' Basketball	(429.52)	0.00	0.00	0.00	(429.52)
21 765 0131	Unified Track & Field	0.00	0.00	0.00	0.00	0.00
21 765 0132	Unified Track & Field Club	0.00	0.00	0.00	0.00	0.00
21 765 0135	Girls' Basketball	4,715.80	0.00	907.46	0.00	5,623.26
21 765 0140	BMS Girls' Basketball	(2,620.97)	290.00	108.00	0.00	(2,802.97)
21 765 0141	Baseball Club	4,418.35	4,560.68	1,996.75	0.00	1,854.42
21 765 0142	Volleyball Club	6,365.33	0.00	0.00	0.00	6,365.33
21 765 0143	BSMS Girls' Basketball	(1,618.20)	440.00	0.00	0.00	(2,058.20)
21 765 0145	Cross Country	4,924.85	0.00	0.00	0.00	4,924.85
21 765 0146	BMS Cross Country	(494.00)	0.00	0.00	0.00	(494.00)
21 765 0147	BSMS Cross Country	(37.95)	0.00	0.00	0.00	(37.95)
21 765 0150	Boys' Golf	2,710.72	355.00	0.00	0.00	2,355.72
21 765 0151	Softball Club	3,572.20	0.00	0.00	0.00	3,572.20
21 765 0152	Boys' Soccer	2,085.66	894.56	1,047.00	0.00	2,238.10
21 765 0153	Boys' Soccer Fundraising	1,652.05	0.00	1,740.50	0.00	3,392.55
21 765 0155	Girls' Golf	(1,358.60)	0.00	0.00	0.00	(1,358.60)
21 765 0156	Girls' Tennis	629.19	2,416.77	1,402.50	0.00	(385.08)

Regular; Beginning Month 03/2023; Processing Month 03/2023; Active Chart of Account Number t; Fund Number 21

Fund: 21      ACTIVITY FUND

<u>Chart of Account Number</u>	<u>Chart of Account Description</u>	<u>Beginning Balance</u>	<u>Expenses</u>	<u>Revenues</u>	<u>Balance Change</u>	<u>Balance</u>
21 765 0164	Girls' Soccer	2,237.37	4,348.52	1,854.00	0.00	(257.15)
21 765 0165	Girls' Soccer Fundraising	7,110.91	0.00	0.00	0.00	7,110.91
21 765 0166	Girls' Tennis Club	1,893.47	0.00	0.00	0.00	1,893.47
21 765 0180	Wrestling	6,634.88	1,599.11	343.00	0.00	5,378.77
21 765 0185	BMS Wrestling	(2,131.11)	760.00	260.00	0.00	(2,631.11)
21 765 0186	BSMS Wrestling	550.00	0.00	0.00	0.00	550.00
21 765 0190	Girls' Softball	6,354.45	0.00	0.00	0.00	6,354.45
21 765 0191	Unified Bowling	2,247.26	0.00	0.00	0.00	2,247.26
21 765 0192	Boys' Golf Club	0.00	0.00	0.00	0.00	0.00
21 765 0193	Girls' Golf Club	(140.00)	129.99	140.00	0.00	(129.99)
21 765 0194	Unified Bowling Club	0.00	0.00	0.00	0.00	0.00
21 765 0195	Track Club	2,384.67	10,722.94	25,826.54	0.00	17,488.27
21 765 0196	Football Club	12,438.91	0.00	2,087.00	0.00	14,525.91
21 765 0200	Band	7,262.25	363.92	0.00	0.00	6,898.33
21 765 0205	Flag Corp	0.00	0.00	0.00	0.00	0.00
21 765 0210	BE Band Resale	73.56	0.00	0.00	0.00	73.56
21 765 0215	PC Band Resale	30.90	0.00	0.00	0.00	30.90
21 765 0220	HE Band Resale	1,047.23	854.00	0.00	0.00	193.23
21 765 0221	AP Band Resale	124.30	0.00	0.00	0.00	124.30
21 765 0222	SE Band Resale	0.00	0.00	0.00	0.00	0.00
21 765 0250	Band Fundraising	0.00	0.00	0.00	0.00	0.00
21 765 0300	Dance Team	6,064.73	849.40	0.00	0.00	5,215.33
21 765 0351	Wrestling Cheerleading	877.34	0.00	0.00	0.00	877.34
21 765 0355	Varsity Cheerleading	4,864.29	251.72	103.80	0.00	4,716.37
21 765 0425	Prom	5,236.87	9,824.05	0.00	0.00	(4,587.18)
21 765 0450	Skills USA/VICA	9,493.02	254.47	0.00	0.00	9,238.55
21 765 0501	B-Club	222.58	0.00	0.00	0.00	222.58
21 765 0505	PC Student Council	82.86	0.00	0.00	0.00	82.86
21 765 0510	HE Student Council	1,309.81	0.00	0.00	0.00	1,309.81
21 765 0511	AP Student Council	1,001.91	0.00	0.00	0.00	1,001.91
21 765 0512	SE Student Council	(134.88)	300.00	0.00	0.00	(434.88)
21 765 0550	BE Miscellaneous	6,600.01	707.43	2,285.46	0.00	8,178.04
21 765 0555	BE Yearbook	1,629.23	0.00	0.00	0.00	1,629.23
21 765 0556	Elementary Spanish	(428.20)	0.00	0.00	0.00	(428.20)
21 765 0557	PC Miscellaneous	10,307.73	474.34	126.75	0.00	9,960.14
21 765 0558	PC Yearbook	0.00	0.00	0.00	0.00	0.00
21 765 0559	Washington DC Trip	2,103.05	2,443.05	340.00	0.00	0.00

Regular; Beginning Month 03/2023; Processing Month 03/2023; Active Chart of Account Number t; Fund Number 21

Fund: 21      ACTIVITY FUND

<u>Chart of Account Number</u>	<u>Chart of Account Description</u>	<u>Beginning Balance</u>	<u>Expenses</u>	<u>Revenues</u>	<u>Balance Change</u>	<u>Balance</u>
21 765 0560	HE Miscellaneous	8,448.46	830.03	126.75	0.00	7,745.18
21 765 0561	AP Miscellaneous	9,017.17	600.00	126.75	0.00	8,543.92
21 765 0565	HE Yearbook	0.00	0.00	0.00	0.00	0.00
21 765 0566	AP Yearbook	1,420.00	0.00	0.00	0.00	1,420.00
21 765 0567	SE Miscellaneous	(1,078.92)	393.50	1,041.26	0.00	(431.16)
21 765 0568	SE Yearbook	0.00	0.00	0.00	0.00	0.00
21 765 0590	BE Student Council	265.93	0.00	0.00	0.00	265.93
21 765 0600	FBLA	7,715.27	0.00	0.00	0.00	7,715.27
21 765 0601	BMS FBLA	91.00	0.00	0.00	0.00	91.00
21 765 0602	BSMS FBLA	0.00	0.00	0.00	0.00	0.00
21 765 0650	Fine Arts	(1,286.52)	0.00	0.00	0.00	(1,286.52)
21 765 0651	Play Production	3,140.09	0.00	0.00	0.00	3,140.09
21 765 0652	Speech	12.60	832.90	1,305.00	0.00	484.70
21 765 0700	Foreign Language Club (Spanish)	844.08	0.00	0.00	0.00	844.08
21 765 0720	French	676.53	26.02	445.00	0.00	1,095.51
21 765 0750	Journalism	197.49	40.00	0.00	0.00	157.49
21 765 0800	High School Misc	4,648.24	1,441.34	126.75	0.00	3,333.65
21 765 0801	HS Robotics	2,062.88	0.00	0.00	0.00	2,062.88
21 765 0802	Quiz Bowl	414.90	100.00	114.00	0.00	428.90
21 765 0803	BMS Robotics	92.00	0.00	0.00	0.00	92.00
21 765 0804	Cultural Diversity Club	311.27	0.00	236.12	0.00	547.39
21 765 0805	Youth Boys' Basketball	5,832.49	410.00	190.00	0.00	5,612.49
21 765 0806	Outdoor Club	2,444.02	362.94	100.00	0.00	2,181.08
21 765 0807	Key Club	2,923.47	0.00	0.00	0.00	2,923.47
21 765 0808	BSMS Robotics	0.00	0.00	0.00	0.00	0.00
21 765 0809	National Honor Society	104.40	0.00	60.00	0.00	164.40
21 765 0810	BMS PTO	0.00	0.00	0.00	0.00	0.00
21 765 0815	Landscaping Fund	314.47	0.00	0.00	0.00	314.47
21 765 0820	Environmental Science	103.33	0.00	0.00	0.00	103.33
21 765 0825	Girls' Youth Basketball	2,400.34	1,579.12	0.00	0.00	821.22
21 765 0830	PSAT/AP	7,289.50	0.00	0.00	0.00	7,289.50
21 765 0835	Drivers' Education	353.00	0.00	0.00	0.00	353.00
21 765 0840	Baylor Test Prep	0.00	0.00	0.00	0.00	0.00
21 765 0845	BMS Yearbook	3,633.36	108.00	0.00	0.00	3,525.36
21 765 0846	BSMS Yearbook	(255.96)	30.00	70.00	0.00	(215.96)
21 765 0850	Post Prom	0.00	0.00	0.00	0.00	0.00
21 765 0855	Boys' Youth Golf	2,807.89	179.94	0.00	0.00	2,627.95

Regular; Beginning Month 03/2023; Processing Month 03/2023; Active Chart of Account Number t; Fund Number 21

Fund: 21      ACTIVITY FUND

<u>Chart of Account Number</u>	<u>Chart of Account Description</u>	<u>Beginning Balance</u>	<u>Expenses</u>	<u>Revenues</u>	<u>Balance Change</u>	<u>Balance</u>
21 765 0856	Girls' Youth Golf	2,807.89	0.00	0.00	0.00	2,807.89
21 765 0860	BMS Engineering	1,343.45	0.00	0.00	0.00	1,343.45
21 765 0861	BSMS Engineering	0.00	0.00	0.00	0.00	0.00
21 765 0865	HS Engineering	517.92	0.00	0.00	0.00	517.92
21 765 0870	BMS Leadership Group	63.86	0.00	0.00	0.00	63.86
21 765 0871	BSMS Leadership Group	0.00	0.00	0.00	0.00	0.00
21 765 0875	Wellness	1,945.15	0.00	0.00	0.00	1,945.15
21 765 0880	Facilities Use	127,853.44	0.00	0.00	0.00	127,853.44
21 765 0890	HS Student Senate	26,480.61	0.00	103.59	0.00	26,584.20
21 765 0891	BMS Student Senate	1,874.41	105.50	0.00	0.00	1,768.91
21 765 0892	BMS Cooking Club	1,453.55	292.44	15.00	0.00	1,176.11
21 765 0893	BMS Miscellaneous	2,395.00	389.22	186.25	0.00	2,192.03
21 765 0894	BSMS Student Senate	966.25	165.27	0.00	0.00	800.98
21 765 0895	BSMS Cooking Club	844.01	132.87	0.00	0.00	711.14
21 765 0896	BSMS Miscellaneous	(3,130.86)	631.48	131.75	0.00	(3,630.59)
21 765 0900	Music	4,828.10	0.00	2,505.00	0.00	7,333.10
21 765 0905	Music Student Fundraising	0.00	0.00	0.00	0.00	0.00
21 765 0910	Musical	1,861.72	11,853.41	10,254.00	0.00	262.31
21 765 0915	Music Resale	0.00	0.00	0.00	0.00	0.00
21 765 0916	MS Music Resale	(61.91)	0.00	716.20	0.00	654.29
21 765 0917	BSMS Music Resale	0.00	0.00	0.00	0.00	0.00
21 765 0950	Vocational	183.96	0.00	0.00	0.00	183.96
21 765 0951	Tech & Living	0.00	0.00	0.00	0.00	0.00
21 765 0952	Art Lab	501.49	0.00	0.00	0.00	501.49
21 765 0953	Art International Travel	0.00	0.00	0.00	0.00	0.00
21 765 0955	Shop	346.25	539.55	0.00	0.00	(193.30)
21 765 0970	HS Library	656.49	0.00	0.00	0.00	656.49
21 765 0971	PC Library	2,091.70	1,454.53	2,206.00	0.00	2,843.17
21 765 0972	SE Library	715.32	828.60	724.95	0.00	611.67
21 765 0975	BE Library	3,258.54	569.80	621.17	0.00	3,309.91
21 765 0976	AP Library	3,057.27	619.91	701.00	0.00	3,138.36
21 765 0995	HE Library	1,823.95	879.42	910.49	0.00	1,855.02
21 765 0996	BMS Library	4,801.94	0.00	704.74	0.00	5,506.68
21 765 0997	BSMS Library	1,369.99	65.36	0.00	0.00	1,304.63
21 765 1410	Interest	2,005.64	0.00	42.79	0.00	2,048.43
Fund Total: 21		487,934.94	93,658.21	65,977.32	0.00	460,254.05



# Elementary Board Report

To: The Bennington Board of Education  
From: Chad Boyes (AP) Danielle Robb (BE) Katie Lethcoe (HE) Alison Evangelisti (PC) Molly O'Connor (SE)  
Date: April 10, 2023

## Current Enrollment

	Anchor Pointe Elementary	Bennington Elementary	Heritage Elementary	Pine Creek Elementary	Stratford Elementary
<b>Preschool</b>	69				
<b>Kindergarten</b>	70	62	78	83	46
<b>First Grade</b>	53	76	77	95	65
<b>Second Grade</b>	61	67	77	98	73
<b>Third Grade</b>	48	64	81	112	51
<b>Fourth Grade</b>	48	62	65	85	56
<b>Fifth Grade</b>	64	76	64	108	53
<b>TOTAL</b>	413	406	442	581	343

### Staff Appreciation Week

This month each of our PTO's treated our staff to a wonderful week full of treats, lunches, encouraging cards, etc. We appreciate their generosity and thoughtfulness.

### Incoming Kindergarten

Each elementary building is keeping a close eye on our Kindergarten enrollment for next year! Here are the current enrollment numbers for the 2023-2024 school year.

AP - 56, BE - 52, HE -52, PC - 61, SE - 54

Informational parent meetings were held for all elementary buildings on March 23rd. This meeting provides our future Bennington families with important information to prepare their children for a great start to the school year.

### Spring Testing

Elementary students will start spring assessments after break. Students are ready to show us all they have learned throughout the school year!

## Middle School News



### Sports Update

The middle school track season is underway for both Bennington Middle School and Bennington South Middle School. Both schools will kick their season off on Thursday, April 13th with a dual at Bennington High School at 4:00 pm. We wish both teams the best of luck!



Bennington South has 130 students out for track:

1. 7th Girls - 53 athletes
2. 7th Boys - 27 athletes
3. 8th Girls - 24 athletes
4. 8th Boys - 26 athletes

Head Coaches: Mrs. Allen (Girls) Ms. Kraft (Boys)



Assistant Coaches: Mrs. Dacy, Mrs. Salic, Mr. Showman, Mr. Monti

Bennington Middle School has 110 students out for track:

1. 7th Girls - 53 athletes
2. 7th Boys - 27 athletes
3. 8th Girls - 24 athletes
4. 8th Boys - 26 athletes

Head Coaches: Mrs. Emilie Powell (Girls), Mr. Jachob Wiedeberg (Boys)

Assistant Coaches: Mr. Ryan Johaneck, Mrs. Amanda Jurgens, Mr. Andy Scott



### CURRENT ENROLLMENT

- BMS (Total - 411)
  - 6th - 142
  - 7th - 134
  - 8th - 135
- BSMS (Total - 512)
  - 6th - 189
  - 7th - 178
  - 8th - 145



### Other Updates

#### BSMS and BMS NSCAS Testing Dates

- April 3–8th Grade Science Test
- April 18-21–ELA Test for 6th-8th grade
- April 25-28–Math Test for 6th-8th grade

### Student Celebrations

On March 21st BMS and BSMS 8th grade students went to the high school and listened to Cam F. Awesome talk about setting goals, perseverance, grit, and having a positive attitude.

The BMS and BSMS PTO have done a wonderful job celebrating our staff during Staff Appreciation Month. They have done something one day a week for a month to celebrate.



# BENNINGTON SENIOR HIGH SCHOOL

16610 Bennington Road  
Bennington, NE 68007

To: Board of Education

From: Greg Lamberty, Bennington High School Principal

Date: April 10, 2023 Board Meeting

## **Current enrollment for grades 9-12 in the 2022-2023 School Year**

<b>Grade</b>	<b>+</b>	<b>-</b>	<b>Net</b>	<b>4/3/2023</b>
Ninth	27	9	18	276
Tenth	17	20	-3	244
Eleventh	16	22	-6	255
Twelfth	7	6	1	234
<b>Total</b>	<b>67</b>	<b>57</b>	<b>10</b>	<b>1,009</b>

## **UPDATES**

- JWood Flooring has started the auxiliary gym replacement. The old floor has been removed and construction on the new floor will begin this week. The project is estimated at 6 weeks (May 19).
- EMC Soccer & Baseball Tournaments are being played April 10-15, 2023.
- The BHS Track Invitational will be held at the stadium on Tuesday, April 18.
- BHS will participate in the NSAA District Music Contest hosted at Westview High School on April 20 (Choir) and April 21 (Band).
- The BPS Foundation Awards Reception will be held at BHS on Sunday, April 23 at 2:00 pm.
- BHS Band Mattress Fundraiser will be held on Sunday, April 23 from 10am to 4pm.
- BHS National Honors Society induction is scheduled for Wednesday, April 26 at 7:00 pm in the auditorium.
- Thank you to the parents who were involved with Post Prom at BHS on Saturday, April 1 – especially to Malea Melis and Jocie Minturn who co-chaired the event!
- The chiller system is being replaced over Spring Break. The entire system is expected to be operational by Friday, April 14.
- BHS Summer School will be held June 5 to June 23. Students who failed a class during the 2022-23 school year are eligible to participate in Summer School.
- The bleachers at the softball field have been completed installed and the facility is cleared for use by the BHS softball team and BAL youth programs.

Social Media Celebrations for Bennington High School:



Boys & Girls Team Champions @ Omaha Bryan Invite



Boys Soccer – Omaha Northwest Tournament Champions



2023 Musical Cast – Chicago!

## April 2023 - Student Services Board Report - Special Education Population Updates

<b>Verified Disability</b>	<b>February 2018 BPS #</b>	<b>February 2019 BPS #</b>	<b>February 2020 BPS #</b>	<b>February 2021 BPS #</b>	<b>February 2022 BPS #</b>	<b>March 2023 BPS #</b>
Autism	25	29	37	39	49	55 (9%)
Emotional Disturbance	11	7	14	13	18	18 (3%)
Other Health Impaired	59	70	79	89	100	116 (18%)
Specific Learning Disability	101	122	149	169	191	236 (37%)
Intellectual Disability / Multiple	19	23	23	20	19	20 (3%)
Speech Language Impairment	101	124	106	115	133	165 (26%)
Other	24	29	19	20	31	26 (4%)
<b>TOTAL Number Total % (NDE Site) NDE % is based on October 1 Child Count</b>	<b>340 11%</b>	<b>404 12%</b>	<b>427 13%</b>	<b>465 12%</b>	<b>541 13%</b>	<b>636 14-15%</b>

- ★ This year's percentage is not what was pulled from NDE, they will not post their reported numbers for 2022-2023 until the 2023-2024 school year - this is higher because it is March and the NDE %'s are pulled from October 1st each school year, so it will most likely go down on next year's report
- ★ These numbers include students that attend Legacy School and do not live in our district, but qualify for Special Education Services
- ★ This also includes resident students that are homeschooled or attend non-public schools outside of our district whom we serve for Special Education Services
- ★ The Nebraska State average for the 2021-2022 school year in regards to students who receive Special Education services was 16%
- ★ The 636 student number for this year does not include our Birth to Five population that we serve; which is an additional 109 children

### Surrounding Districts Comparison (2021-2022) (pulled from the Nebraska Department of Ed)

- Bennington = 13%, it states that like districts to BPS are at a 15% Special Education Rate
- Blair = 14%
- Elkhorn = 12%
- Fremont = 19%
- Gretna = 13%
- Millard = 13%
- Westside = 16%

# **Bennington Public Schools**

## **Curriculum & Assessments Report**

### **April 10, 2023**

Attachment V-A.5

#### **Assessment**

- ❖ The NSCAS testing window opened April 3<sup>rd</sup> and will continue through April 28<sup>th</sup>. Make-up tests may be completed through the first week in May. Students in grades 3-8 are taking the NSCAS-ELA and NSCAS-Math tests. Students in grades 5 and 8 are also taking the NSCAS-Science test.
- ❖ Students in grade 11 participated in the state ACT which is the state test for high school. Students took the ACT for English, Reading, Math, Science, and Writing on Tuesday, March 21<sup>st</sup> in the morning. Students are receiving score reports to their personal myACT account, but the school and district will not receive scores until all schools across the state are complete and data is confirmed later this summer.
- ❖ Students in grades K-2 will complete spring MAP testing and benchmark assessments during the last week in April and through the first weeks in May. These assessments are important to provide data to accurately measure progress through the school year.

#### **Curriculum**

- ❖ The District Committee on K-5 English Language Arts has made their final recommendation. Dr. Hoge and Dr. Thoendel are working with the publisher to determine needed materials and costs. Members of the Committee will work by grade level to develop guiding curriculum materials for the District.
- ❖ The K-12 Library Media Specialists are working to update curriculum and procedures. This is part of the eight-year curriculum cycle. Equipment and software are being reviewing as part of this process.
- ❖ Summer School preparations are underway for elementary, middle, and high school students. The numbers of elementary students invited to summer school has increased significantly from prior years. This increase in numbers is due to growth in enrollment and the link to IRIP numbers. The Nebraska Reading Improvement Act requires a summer program for students to be offered to students on an Individualized Reading Improvement Plan (IRIP). Due to these increasing numbers summer school will be provided at two elementary buildings, Heritage and Pine Creek Elementary.
- ❖ Summer school for high school students focuses on credit recovery. Credit recovery courses are offered through an online program, except for Algebra 1 which will be taught by one of our math teachers. Approximately 40 seats will be available for each session.

#### **Staff Development**

- ❖ The Professional Learning Committee and the Technology Committee make recommendations and work with the Tech and CIA Departments to provide summer professional learning opportunities. Teachers may participate in self-paced certification programs for Google, Hapara, Clever, and other district software. Teachers may also register for learning opportunities during the District “Bootcamp Week” which will be July 31<sup>st</sup> - August 4. Both half day and full day courses are offered on curriculum topics, special technology tools, and a variety of other topics presented by teachers, math & reading specialists, Ms. McKenzie White, Technology Integrationist, Mr. Uchtman, Technology Coordinator, Dr. Hoge, and Dr. Thoendel.

## Superintendent Notes – April 2023

1. The VFW Woman's Auxiliary Club has offered to purchase both the American and State of Nebraska flags. They are meeting this evening and will work to have these flags in the board room in the next month or so. We do have a small American flag in the back of the room for the Pledge of Allegiance this evening.
2. You may have seen construction around the high school over spring break. We have a contract with our mechanical service provider to replace the "chillers" at the high school. This equipment is a large part of the air conditioning of the high school. The Board approved a contract with MMC over a year ago. The cost for replacing this equipment is approximately \$600,000. Construction is in the final stages and the installer is working to start the units up in the next 24 to 48 hours.
3. 23/24 personnel update for interviews, hires, and transfers: We have fifteen (15) certificated staff and no District Office support staff openings for the 23/24 school year at this time. Current openings are listed online in TalentEd. We have hired 32 new certificated staff for the 23/24 school year and approved a few transfers to new positions for next year. The breakdown is: 16 elementary, 5 middle school, 6 high school, 5 district positions and 3 reassignments/transfers. We have interviewed, or have scheduled interviews for an elementary teacher, elementary counselor, middle school teachers and possible interviews with HS Science and Math teachers. The Board will have approved 23 new certificated positions and they will have approved 31 resignations for various reasons after tonight's meeting. We estimate we will onboard between 55 and 65 new certificated employees if we fill all open positions before next year and assuming we have no additional resignations!
4. Bennington Public Schools received over \$74,000 from the federal government last year. The federal Coronavirus Aid, Relief and Economic Security Act provided \$60.8 million to Nebraska school districts to cover expenses related to the pandemic. The CARES Act II is estimated to provide Bennington Public Schools an additional \$277,000 and Act III funds are estimated to be \$623,000. The funds can be used for anything from meal planning to the purchase of devices for distance learning to teacher training, and most notably, to help close the student achievement gap caused by a loss of instructional time due to the pandemic. The amount of money districts will receive is tied to the amount of federal Title I money they normally receive. The administration has included funds from ACT III in to the 2023 / 2024 general fund budget for the purchase of K-5 English Language Arts curriculum next year.
5. The District has calculated preliminary 2023-24 revenue figures from various sources this past month. At this point, with preliminary state aid and property tax figures, it looks as though Bennington will receive approximately \$4.2 million more in revenue than the previous year. This will be closer to \$4.85 million with the addition of ACT III funds as mentioned above. The Douglas County Assessor is projecting an increase of over \$448 million in assessed property valuation over last year. It remains to be seen if this number will hold after property value protest hearings this summer; thus, we deduct approximately \$100,000 from the revenue total. We also received preliminary state aid calculations that have factored in state aid cuts that are being discussed by state senators. Projections have the district losing approximately \$808,000 in state aid over the previous year. We have also considered revenue caps/limits that are being discussed in the unicameral at this time. These figures have been shared with the Curriculum Committee as they deliberate curriculum and personnel proposals for the 2023-24 school year. With a five-year history of 9.1% student growth, it continues to be important to maintain some flexibility in current budgets with an eye to the future. In short, last year's state budget was \$48.65 million. An addition of \$4.85 million to the general fund would result in an increase of 9.97%. The Midwest Consumer Price Index (CPI or Inflation) for the past year is reportedly (Feb. 22 to Feb. 23) averaging 5.6%. We may be behind in budgeting considering our five-year average increase in student population and normal inflation (Growth/9.14% + Inflation/5.6% - Revenue Growth/9.97% = -4.77%).
6. Bennington's School Wellness Policy 508.13 (508.13R1) provides a framework for health awareness and promotes a healthy environment for our students. The school wellness policy is a federal requirement that has been in effect since 2006. As part of the requirements, the district is to assemble a committee of parents, students, nutrition services staff, board members, administrators, physical education teachers and community members. This committee is required to meet on an annual basis. The school wellness committee will focus on improving health and wellness outcomes for our students by promoting student wellness in all of our school buildings. In addition, the committee is to review and recommend changes to the school wellness policy to the school board. The School Wellness Committee will meet on May 5th, 2023, from 7:30 am - 8:30 am in the district office.
7. I would like the Board to consider changing the regular board meeting in July to a Board/Administrator workshop. We could start earlier and have a working dinner. We should discuss several things that would affect the future of the district. These could include things like planning for policy modification, district growth, strategic planning and several curricular issues.

**Curriculum & Americanism Committee Notes**  
**April 3, 2023**  
**Upstairs District Conference Room**

The Curriculum & Americanism Committee of the Bennington Board of Education met on April 4, 2023, at 5:00 PM in the upstairs conference room. Board members present were Kristi Ryan and Steve Shannon. The administrators in attendance were Dr. Haack and Dr. Thoendel. The Curriculum Committee (the Committee) met for the third time this school term to review curriculum and personnel proposals for the 2023-2024 school year.

Dr. Haack opened the meeting with a review of the budget and revenue sources available for proposals. Budget numbers presented by Dr. Haack included a 21.06% estimated increase in assessed property evaluation for Bennington which was just released in the previous week. The property tax revenue is estimated at \$4,660,227 reflective of a \$105 levy and does not account for LB 589. The 21.06% increase exceeds the previously estimated 8% increase in property taxes that used the five-year average for OAR funds, for an estimated revenue increase of \$2,059,506. The newly assessed property evaluation negates the need to borrow savings to cover additional curriculum and personnel expenses for the 2023-2024 school year. Dr. Haack shared an estimated balance of \$1,465,283 in revenue and proposed round three in proposals not exceeding \$500,000 in expenditures.

Dr. Thoendel presented the Curriculum and Americanism Committee with an update from the Behavior Supports Committee. The board was reminded that multiple proposals were submitted this year for additional behavior support and the three behavior proposals were labeled of highest priority by the administration during the November Board of Education Workshop. The Behavior Supports Committee recommended 2.0 FTE Elementary Behavior Interventionist, 0.5 FTE Additional Middle School Academic & District Behavior Interventionist (Proposal #27, #42 & #48). The high school suggested their preference would be to hold on the addition of behavior support and focus on other areas of need. It was understood that training and certification, specifically in the area of behavior intervention would be a desired qualification. The board members requested that the program expectations, goals, and criteria for program impact measurement be more clearly defined. Dr. Thoendel explained that the inception of programming would require the Behavior Support Team to accomplish this request. Further discussed was the role of the interventionist in directly supporting students with chronic, disruptive behavior, but in addition, they would build sustainable classroom practices to decrease disruptive behavior and increase staff capacity to deescalate behavior efficiently and effectively. The committee recommended approval that evening.

A revisit from the last meeting's agenda included a discussion around the need for additional counseling hours contracted from Arbor Family. Dr. Thoendel proposed a 25% increase in the current contracted time. This would be the addition of nine hours weekly for an additional cost of \$17,550. Principals and school guidance counselors have shared that contracted hours are fully used and that some buildings must spread out sessions from once a week to once every other week for students due to the demand for services. It was noted that a school guidance counselor and community counselor have varying training. A school counselor is trained on the academic side and low-level conflict or trauma, whereas a community counselor is more rooted in therapy. It was further discussed that families seek onsite service due to logistics and the lack of availability for outside counseling support. The committee recommended approval that evening.

Three priority proposals were presented in the meeting. These proposals were given priority as they meet the criteria for adding sponsorship pay, which is outlined in the process to add additional before and after school clubs. The prerequisite to receive compensation for club sponsorship 1) the club sponsor must demonstrate dedication and commitment to the club by volunteering for the first three years of implementation and 2) the club must maintain adequate membership in the first three years demonstrating an interest by the student body. Once the three-year criteria is met, the sponsor is eligible to receive sponsorship compensation. The three priority proposals discussed that evening were MS Diversity Club Sponsor, HS PRISM Club Sponsor, and HS Multicultural Club Sponsor (Proposal #54, #57 & #59). All three proposals met the three-year criteria. The discussion concluded with the importance extracurricular activities have in school connection, belonging, academic performance, and attendance. The board members requested further consideration to the content of the clubs and number of students impacted. These proposals will remain on the agenda for further discussion.

The final items for Committee discussion were high school proposals of priority. Proposal #68 addressed the need to increase the HS vocal accompanist to full time. An accompanist is hard to find and retain. The importance of the support they provide a choral music director was noted. They allow the director to focus on student performance and feedback, instead of restricting them behind the piano. The variance and amount of time required by the accompanist facilitates a need to increase this position to full time. The second high school proposal, #56 Senior Class Sponsor, increased compensation for this individual due to the increased amount of work included in the communication, organization, and facilitation of the 3C's graduation requirement. The Committee recommended approval of these proposals that evening.

The Committee reviewed a list of coaching proposals. At this time the HS athletic director would not move forward with coaching positions. Future consideration for a Reserve Girls Tennis Coach, 1.0 FTE Assistant Track Coach, and the addition of a volleyball team with coach (Proposal #64, #63 & #62) will be addressed at a later date.

The committee agreed an additional meeting will be determined at the end of April, prior to the May Board of Education Meeting.

The table below shows those proposals recommended for approval at this time.

Name	Description	Personnel Costs	Curriculum Costs
Elementary Behavior Interventionist (Proposal # 48)	Add 2.0 Elementary Behavior Interventionist for District Support	\$176,822	\$10,000
Additional Middle School Academic & Behavior Interventionist (Proposal # 27)	Add 0.5 FTE MS Academic & Behavior Interventionist	\$44,165	\$3,000
District Behavior Interventionist (Proposal # 42)	Add 1.0 FTE to Serve as Behavior Interventionist to oversee programming, professional development, and additional building support	\$88,411	\$3,000
Arbor Family Counseling	Increase current contract by 25% adding 9 hours weekly to the current contracted amount of 35 hours per week	\$17,550	\$0
Senior Class Sponsor (Proposal # 56)	Change the Title and Pay of Senior Class Sponsor to Graduation Sponsor	\$2,779	\$0
HS Vocal Music Accompanist (Proposal # 68)	Add Full-Time Accompanist	\$17,832 \$9,523.80 Added health insurance)	\$0
Total Costs - General Budget		\$357,082.80	\$16,000

The Committee would like these recommended proposals to be discussed at the April 10, 2023 Board of Education meeting. The Committee adjourned at 7:05 PM.



---

# Nutrition Services Annual Report 2022- 2023

Bennington Public Schools


*Presented by: Tracy Watsabaugh*

---

# Vision Statement

Bennington Nutrition Services is dedicated to serving delicious and nutritious meals in a friendly environment that supports student learning and developing lifelong healthy lifestyles.

*Delicious - Nutritious - Friendly - Support*





# USDA Updates

**Effective 7-1-23**

- **Sodium Restriction**  
9% sodium reduction in school lunch
- **Keep Kids Fed Act**  
Expires in June of 2023

**Proposed Updates to the School Nutrition Standards to take effect 24-25 school year.**

- **Nutrition Standards**  
Consistent with 2020 Dietary Guidelines for Americans
- **Added Sugars, Milk, Sodium & Whole Grains**

# Federal Reimbursement Rates 22-23

<b>Breakfast</b>	
<b>Free</b>	<b>\$2.26</b>
<b>Reduced</b>	<b>\$1.96</b>
<b>Paid</b>	<b>\$.50</b>

<b>Lunch</b>	
<b>Free</b>	<b>\$4.43</b>
<b>Reduced</b>	<b>\$4.03</b>
<b>Paid</b>	<b>\$0.87</b>

COMMODITY ENTITLEMENT

\$212,323.96



# REIMBURSABLE MEALS

School Year	Breakfast	Lunch	A la Carte
2020-2021 (free)	156,760	346,939	\$123,277.00
2021-2022 (free)	226,231	426,492	\$236,224.15
2022-2023 As of March 31st	106,099	314,480	\$270,529.30



# 14%

## District Free & Reduced

USDA waivers expired in June 2022. Therefore, normal meal pricing began in August 2023. Free and reduced applications increased by 3% from 21-22.

- 23% ~ Heritage Elementary
- 20% ~ Bennington Middle School
- 19% ~ Bennington Elementary
- 14% ~ Bennington High School
- 13% ~ Anchor Pointe
- 10% ~ Bennington South Middle School
- 8% ~ Pine Creek Elementary
- 8% ~ Stratford Elementary

# 67%

## District Average Daily Participation - LUNCH

Average daily meal participation (ADP) is the average number of meals sold divided by the average student attendance.

- 74% ~ Bennington Elementary
- 73% ~ Pine Creek Elementary
- 71% ~ Heritage Elementary
- 71% ~ Bennington Middle School
- 70% ~ Anchor Pointe
- 70% ~ Stratford Elementary
- 65% ~ Bennington South Middle School
- 44% ~ Bennington High School

# 22%

## District Average Daily Participation - BREAKFAST

Although meals are no longer free, breakfast participation has only decreased by 18% since February 2022.

- 35% ~ Heritage Elementary
- 32% ~ Bennington Elementary
- 25% ~ Stratford Elementary
- 24% ~ Anchor Pointe Elementary
- 23% ~ Pine Creek Elementary
- 16% ~ Bennington South Middle School
- 16% ~ Bennington Middle School
- 11% ~ Bennington High School



# 22-23 School Meal Pricing Comparison

*We compared school meal prices from 18 local school districts. Bennington's school meal prices are consistently lower than local school districts.*

<b>Breakfast</b>	<b>Avg Price</b>	<b>BPS Price</b>	<b>Difference</b>
Elementary	1.81	\$1.70	-\$0.11
Middle School	1.91	\$1.75	-\$0.16
High School	2.01	\$1.85	-\$0.16

<b>Lunch</b>	<b>Avg Price</b>	<b>BPS Price</b>	<b>Difference</b>
Elementary	\$2.81	\$2.60	-\$0.21
Middle School	\$3.07	\$2.90	-\$0.17
High School	\$3.17	\$2.95	-\$0.22



# 23-24 Proposed Prices

	<b>Breakfast</b>	<b>Lunch</b>
	(+\$0.05)	(+\$0.05)
→ Elementary	<b>\$1.75</b>	<b>\$2.65</b>
→ Middle School	<b>\$1.80</b>	<b>\$2.95</b>
→ High School	<b>\$1.90</b>	<b>\$3.00</b>
→ *Adult	<b>\$2.65</b>	<b>\$4.30</b>
→ Milk	<b>\$0.55</b>	<b>\$0.55</b>

*\*Please note, adult prices are subject to change. The minimum adult meal prices are released by the state agency in the summer.*



# Procurement

Nutrition Services bids for the following products and services.

Hiland Dairy Foods  
Rotella's Italian Bakery  
Performance Foodservice  
Cintas

# Looking back on 22-23.....

## Achievements

Online Free/Reduced Apps  
MealViewer Digital Menus  
Mosaic Back of the House  
Opened Two New Kitchens

## Challenges

Staffing Shortages  
Supply Chain Issues  
USDA Free Meals Expired


## Teamwork

New Recipes and Menus  
Staff and Inventory Sharing  
Special Diets for 17 Students

# High School Serving Area Renovation

We are planning to renovate the serving area in the High School to accommodate the increased student population while maintaining the current lunch schedule.

- Increase hot holding capacity
- Increase menu options
- Improve traffic flow
- Decrease time standing in line
- Add open air merchandisers





## Nutrition Services Team

- ★ Roxanne McGavran Anchor Pointe
- ★ Patricia Childers Bennington Elementary
- ★ Karla Evans Heritage Elementary
- ★ Emily Coles Pine Creek Elementary
- ★ Janet Snyder Stratford Elementary
- ★ Reginald Evans Bennington Middle School
- ★ Angela Mitchell Bennington South Middle School
- ★ Leah Christianson Bennington High School



# Thank you!

We are proud to feed the minds and bodies of our future leaders!

For more information on Bennington Nutrition Services, visit our website at [Bennington Nutrition Services](#)

*Delicious - Nutritious  
- Friendly - Support*



Questions?





ATTORNEYS AT LAW  
MICHAEL A. KELLEY (NE)  
SEAN P. KELLEY (NE)  
JULIA PLUCKER (NE)  
TOM KELLEY (1919-1989)

## MEMORANDUM

To: Dr. Terry Haack  
Bennington Public Schools Board of Education Members

From: Julia Plucker

Date: April 4, 2023

Re: Legislative Update

---

### General Session Information

The Capitol is buzzing with activity on Day 58 of the legislative session. Most notably, Senator Suzanne Geist of District 25 in Lincoln, resigned her legislative seat effective immediately, in order to focus on her mayoral race. In the last few minutes, the Governor appointed Ms. Carolyn Bosn, a former county attorney for Lancaster County, Columbus native and mother of four.

On the floor of the legislature for the last few weeks, filibusters spearheaded by Sen. Machaela Cavanaugh and Sen. Megan Hunt continued into the late evenings. Speaker Arch attempted a rule change to thwart the filibusters, but it hasn't had much of an impact on the pace of the legislature. Each weekday night (except the last day of the week) are now designated as "late nights", in which the legislature will work until 11:00pm. Last week, the Speaker announced that at this pace, the legislature will only be able to pass 21 bills. The solution from senators wishing to pass bills, is to load up committee priority bills into packages with up to 25 other bills. There is much negotiation and maneuvering happening to figure out the bill packages.

### Education Bills

Because of the above-mentioned filibuster strategy, the following bill will become an omnibus Education Committee priority bill and will contain a number of bills. The bill will likely be voted out of committee on Tuesday or Wednesday of next week.

- LB 385 (Linehan) Adopt the Nebraska Teacher Recruitment and Retention Act
  - Appropriates \$20 million for recruitment and retention for teachers.
  - Creates 3 tiers of grants for teachers, depending upon years of service.

The following bills, likely among others, are under consideration for the package:

- LB 585 (Hughes) Change a duty of the state school security director and require behavioral and mental health training for certain school personnel
- LB 705 (Murman) Change provisions for the distribution of lottery funds...
- LB 153 (DeBoer) Adopt the Extraordinary Increase in Special Education Expenditures Act
- LB 516 (Walz) Provide for duties for the State DOE, state school security director, security-related infrastructure projects...
- LB 787 (Wayne) Adopt the STEEM Development Act
- LB 647 (McDonnell) Change provisions relating to the purchase and loan of textbooks for children enrolled in K-12 of a private school
- LB 805 (von Gillern) Require schools to allow certain youth organization to provide information, services and activities
- LB 151 (Briese) Require the State DOE to provide guidance on a moment of silence in schools
- LB 372 (Murman) Change provisions relating to part-time enrollment in public schools and extracurricular activities
- LB 455 (Wayne) Require the State DOE to create a grant program
- LB 520 (Walz) Change provisions relating to high school graduation requirements and academic content standards and the Computer Science and Technology Education Act
- LB 298 (Linehan) Require collection and reporting of information regarding dyslexia, passed from Select File to Final Reading this week. Sen. Terrell McKinney amended the bill with LB 630, which would require all school districts in Nebraska to adopt a written dress code and grooming policy.

#### TEEOSA Funding and School Finance

- LB 583 (Sanders, at the request of the Governor) Provide for foundation aid and special education supplemental aid under TEEOSA
  - Provides \$1,500 per student aid for all school districts.
  - Expands state funding for special education by filling the gap between existing federal and state support and 80% of a district's anticipated expenditures for special education.

Update: This bill passed first round approval this week, with an Education Committee amendment. The amendment calls for 23% of foundation aid to be paid from the new Education Future Fund (see below). For FY 23-24 and 24-25, a district's foundation aid would be included as a formula resource, meaning its state equalization aid would be reduced by an equal amount. Beginning FY25-26, only 60% would be included. Also in the amendment, districts also receive a supplemental special education allowance equal to 80% of the district's total allowable excess costs for special education programs and support services minus the total amount of special education funding it already receives.

- LB 589 (Briese, at the request of the Governor) Adopt the School District Property Tax Limitation Act (as written – there is an amendment being discussed to accommodate some concerns of fast growing districts like Bennington)
  - Caps school district revenue growth at 3% with exceptions; up to 4% with the approval of 75% of the school board.
  - A district may exceed their property tax request authority by any amount with a 60% vote of the people.

Update: This bill passed first round of debate this week with amendments, as a part of LB 243, a bill that increases the minimum amount of relief granted under the Property Tax Credit Act. An amendment that was critical to Bennington Public Schools and other fast-growing districts, AM 977, was adopted. This amendment changed the definition of base growth percentage to mean 3% plus the annual percentage increase in school enrollment times 7/10 if the school district's student enrollment has grown by an average of 3% over the preceding three years or 4/10 if the enrollment grown provision does not apply.

- LB 681 (Clements, at the request of the Governor) Change provisions relating to a fund and provide for transfers under TEEOSA
  - Creates a new Education Future Fund, and appropriates \$1 billion from the General Fund to this new fund.
  - Intent language to appropriate \$250 million annually to the fund.
  - Funds used to pay the components of LB 583.

Please call me with any questions about the above bills, or any other legislative bill affecting Bennington Public Schools.



# SPOTLIGHT ON INFORMATION TECHNOLOGY

Bennington Public Schools  
April 10, 2023

# INFORMATION TECHNOLOGY

- Mandated in Rule 10 as Part of Instructional Program
- 004.01E Educational/computer technology is incorporated in the instructional program at the elementary, middle, and secondary levels.
  - High School Career & Technical Education Options
    - Communication & Information Systems 4.04B6c
    - Skilled & Technical Sciences - Computer Aided Drafting 4.04B6f

# DIGITAL CITIZENSHIP

- Rule 10 - 2014 English Language Arts (ELA) Standards
- 2021 ELA Standards Revised & Dropped Dig Cit
- 2022 School Safety & Security Act
  - Cyberbullying & Digital Citizenship
  - Annual Training Recommended for Students & Staff

# STANDARDS

- Nebraska K-12 Technology Scope & Sequence
- Course Based Standards - HS Career & Technical Education
  - Standards - a set of broad, overarching content-based statements that describe the basic cognitive, affective, or psychomotor expectations of students
  - Indicators - performance-based statements describing what a student must know and be able to do to meet the standard

# ELEMENTARY PROGRAM

- Library Media Specialists
- Weekly Instruction
- Technology Skills
- Digital Citizenship
- 21st Century Skills
  - Learning & Innovation Skills
  - *Creativity & Innovation*
  - *Critical Thinking & Problem Solving*
  - *Communication & Collaboration*
  - Information & Technology Skills
  - *Information Literacy*
  - *Media Literacy*
  - *ICT (Information, Communications and Technology) Literacy*

K-8 Technology Scope and Sequence										
	K	1	2	3	4	5	6	7	8	
I = Introduce D= Demonstrate M = Master										
<b>1. Creativity and Innovation</b>										
Recognize letters and numbers on computer screen	I	D	M	>						
Open a new word processing document	I	D	D	M	>					
Enter text	I	D	M	>						
Delete text using the delete or backspace keys	I	D	M	>						
Change text size	I	D	M	>						
Select text	I	D	M	>						
Edit text by changing font and emphasis (bold, italic and underline)			I	D	M	>				
Edit the alignment/justification of a document (left, right and center)			I	D	M	>				
Edit the line spacing of a document				I	D	M	>			
Manipulate a document's layout by changing margin settings					I	D	M	>		
Cut, copy and paste text in a document					I	D	M	>		
Understand wrap around text		I	D	M	>					
Use spellchecker			I	D	M	>				
Use the Grammar checker				I	D	M	>			
Use different fonts and styles			I	D	M	>		D	M	>
Use tab button to begin a new paragraph			I	D	M	>				
Create and insert a table					I	D	M	>		
Format a table					I	D	M	>		
Use Undo and Redo arrows			I	D	D	M	>			
Use Print Preview					I	D	M	>		
Use simple graphics in class stories (e.g. text line, shapes, eraser, brush, spray can, paint bucket)	I	D	D	D	M	>				
Use simple graphic software			I	D	M	>				
Import, position and manipulate graphics into a word processing document			I	D	D	M	>			
Capture digital images and insert into document					I	D	M	>	D	M


# MIDDLE LEVEL PROGRAM

6TH



Keyboarding  
Internet Safety  
Digital  
Citizenship

7TH



MS Office:  
Word, Excel,  
Powerpoint  
Google Tools

8TH



Exploratory  
Choices:  
Digital Design  
Graphic Design  
Coding

# COMPUTER SCIENCE & TECHNOLOGY EDUCATION ACT

- 2022 Statute Outlining Requirements
  - Graduation Requirement
  - Computer Science & Technology in Elementary & Middle
  - Includes but is not limited to, knowledge and skills regarding computer literacy, educational technology, digital citizenship, information technology, and computer science




# COMPUTER SCIENCE & TECHNOLOGY

**Computer Science:** The study of computing systems and algorithmic processes, including their principles, their hardware and software designs, their applications, programming, networks, data, and their impact on society (Adapted from K12cs.org; Tucker et. al, 2003). Computer science builds on computer literacy, educational technology, digital citizenship, and information technology ([K12cs.org](https://www.k12cs.org)).

# HIGH SCHOOL GRADUATION REQUIREMENT

## THE FOUNDATION



### 01 COMPUTER LITERACY

General use of computers and programs

### 02 EDUCATIONAL TECHNOLOGY

Applies computer literacy to school subjects

### 03 DIGITAL CITIZENSHIP

Appropriate and responsible use of technology

### 04 INFORMATION TECHNOLOGY


Development, maintenance, and use of computer systems, software, and networks for the processing and distribution of data



# FUTURE PLANNING & DEVELOPMENTS

- Revision of Elementary Library Media Curriculum
  - Support Classroom Curriculum
- Revision of Middle Level Courses' Curriculum
  - Expand Computer Science
- Revision of High School Required Course
  - Incorporate All Required Elements
- Common Sense Education - Digital Citizenship Curriculum
  - Common Sense Educators, Schools, District
- Remove Computer Labs
  - Design Curriculum for Chromebooks (As Possible)

*QUESTIONS?*



*THANK YOU!*

# 2022 - BENNINGTON PUBLIC SCHOOLS - 2023

AUGUST 2022				
M	T	W	Th	F
1	2	3	4	5
8	9	10	11	12
15	16	17	18	19
22	23	24	25	26
29	30	31		

SEPTEMBER 2022				
M	T	W	Th	F
			1	2
5	6	7	8	9
12	13	14	15	16
19	20	21	22	23
26	27	28	29	30

OCTOBER 2022				
M	T	W	Th	F
3	4	5	6	7
10	11	12	13	14
17	18	19	20	21
24	25	26	27	28
31				

NOVEMBER 2022				
M	T	W	Th	F
	1	2	3	4
7	8	9	10	11
14	15	16	17	18
21	22	23	24	25
28	29	30		

DECEMBER 2022				
M	T	W	Th	F
			1	2
5	6	7	8	9
12	13	14	15	16
19	20	21	22	23
26	27	28	29	30

## August 2022

12-16.....Staff Inservice  
 17.....First Day of School  
 Early Staggered Dismissal

## September 2022

5.....Labor Day/No school  
 14.....Early Staggered Dismissal/Inservice

## October 2022

5.....Early Staggered Dismissal/Inservice  
 11 & 12.....Parent/Teacher Conferences  
 Elem 4:00-8:00/MS 4:30-8:30/HS 5:00-9:00  
 13.....Inservice/No school  
 14.....No school  
 17.....Second Quarter Begins  
 26.....Early Staggered Dismissal/Inservice

## November 2022

16.....Early Staggered Dismissal/Inservice  
 23-25.....Thanksgiving Break

## December 2022

7.....Early Staggered Dismissal/Inservice  
 21.....End of First Semester- 85 days  
 Early Staggered Dismissal/Inservice  
 22-31.....Winter Break

## January 2023

1-3.....Winter Break  
 4.....Staff Inservice/No school  
 5.....First Day of Second Semester  
 16.....Martin Luther King Jr. Day/No School  
 18.....Early Staggered Dismissal/Inservice

## February 2023

8.....Early Staggered Dismissal/Inservice  
 14-15.....Parent/Teacher Conferences  
 Elem 4:00-8:00/MS 4:30-8:30/HS 5:00-9:00  
 16.....Staff Inservice/No School  
 17.....No School  
 20.....President's Day/No School

## March 2023

1.....Early Staggered Dismissal/Inservice  
 13.....Fourth Quarter Begins  
 21.....Early Staggered Dismissal/Inservice

## April 2023

5.....Early Staggered Dismissal/Inservice  
 6-11.....Spring Break

## May 2023

3.....Early Staggered Dismissal/Inservice  
 21.....Graduation  
 26.....End of Second Semester- 91 days  
 Early Staggered Dismissal/Inservice  
 29.....Memorial Day

JANUARY 2023				
M	T	W	Th	F
2	3	4	5	6
9	10	11	12	13
16	17	18	19	20
23	24	25	26	27
30	31			

FEBRUARY 2023				
M	T	W	Th	F
		1	2	3
6	7	8	9	10
13	14	15	16	17
20	21	22	23	24
27	28			

MARCH 2023				
M	T	W	Th	F
		1	2	3
6	7	8	9	10*
13	14	15	16	17
20	21	22	23	24
27	28	29	30	31

APRIL 2023				
M	T	W	Th	F
3	4	5	6	7
10	11	12	13	14
17	18	19	20	21
24	25	26	27	28

MAY 2023				
M	T	W	Th	F
1	2	3	4	5
8	9	10	11	12
15	16	17	18	19
22	23	24	25*	26*
29	30	31		

Conferences	*Snow make up days if needed- March 10, May 25, May 26
No School In-Service	
No School	
Early Staggered Dismissal Elem: 11:40 Middle: 11:50 High: 12:00	

## August 2022

SCHOOL	AVERAGE DAILY ATTENDANCE (ADA)	BREAKFAST				LUNCH			
		STUDENT BREAKFAST	OPERATING DAYS	Avg Daily Participation (ADP)	Avg Daily Participation (ADP %)	STUDENT LUNCH	OPERATING DAYS	Avg Daily Participation (ADP)	Avg Daily Participation (ADP %)
ANCHOR POINTE	326	542	11	49	15%	2122	10	212	65%
BENNINGTON ELEMENTARY	396	1155	11	105	27%	2788	10	279	70%
HERITAGE ELEMENTARY	415	1236	11	112	27%	2736	10	274	66%
PINE CREEK ELEMENTARY	564	928	11	84	15%	3852	10	385	68%
STRATFORD ELEMENTARY	347	671	11	61	18%	1756	10	176	51%
MIDDLE SCHOOL	399	506	11	46	12%	2610	10	261	65%
SOUTH MIDDLE SCHOOL	501	364	11	33	7%	3034	10	303	61%
HIGH SCHOOL	978	649	11	59	6%	4339	10	434	44%

## September 2022

SCHOOL	AVERAGE DAILY ATTENDANCE (ADA)	BREAKFAST				LUNCH			
		STUDENT BREAKFAST	OPERATING DAYS	Avg Daily Participation (ADP)	Avg Daily Participation (ADP %)	STUDENT LUNCH	OPERATING DAYS	Avg Daily Participation (ADP)	Avg Daily Participation (ADP %)
ANCHOR POINTE	328	1371	21	65	20%	4098	20	205	63%
BENNINGTON ELEMENTARY	388	2861	21	136	35%	5312	20	266	69%
HERITAGE ELEMENTARY	415	2809	21	134	32%	5411	20	271	65%
PINE CREEK ELEMENTARY	560	2548	21	121	22%	7577	20	379	68%
STRATFORD ELEMENTARY	331	1936	21	92	28%	3942	20	197	60%
MIDDLE SCHOOL	394	763	21	36	9%	5230	20	262	66%
SOUTH MIDDLE SCHOOL	494	1059	21	50	10%	6150	20	308	62%
HIGH SCHOOL	954	1686	21	80	9%	8907	20	445	47%

## October 2022

SCHOOL	AVERAGE DAILY ATTENDANCE (ADA)	BREAKFAST				LUNCH			
		STUDENT BREAKFAST	OPERATING DAYS	Avg Daily Participation (ADP)	Avg Daily Participation (ADP %)	STUDENT LUNCH	OPERATING DAYS	Avg Daily Participation (ADP)	Avg Daily Participation (ADP %)
ANCHOR POINTE	326	1285	19	68	21%	3663	17	215	66%
BENNINGTON ELEMENTARY	388	2599	19	137	35%	4731	17	278	72%
HERITAGE ELEMENTARY	412	2659	19	140	34%	4649	17	273	66%
PINE CREEK ELEMENTARY	560	2349	19	124	22%	6682	17	393	70%
STRATFORD ELEMENTARY	335	1696	19	89	27%	3689	17	217	65%
MIDDLE SCHOOL	394	665	19	35	9%	4664	17	274	70%
SOUTH MIDDLE SCHOOL	490	1064	19	56	12%	5211	17	307	63%
HIGH SCHOOL	939	1690	19	89	10%	7349	17	432	46%

### November 2022

SCHOOL	AVERAGE DAILY ATTENDANCE (ADA)	BREAKFAST				LUNCH			
		STUDENT BREAKFAST	OPERATING DAYS	Avg Daily Participation (ADP)	Avg Daily Participation (ADP %)	STUDENT LUNCH	OPERATING DAYS	Avg Daily Participation (ADP)	Avg Daily Participation (ADP %)
ANCHOR POINTE	321	1399	19	74	23%	3891	18	216	67%
BENNINGTON ELEMENTARY	384	2532	19	133	35%	4772	18	265	69%
HERITAGE ELEMENTARY	407	2823	19	149	37%	4927	18	274	67%
PINE CREEK ELEMENTARY	548	2461	19	130	24%	6940	18	386	70%
STRATFORD ELEMENTARY	335	1692	19	89	27%	3780	18	210	63%
MIDDLE SCHOOL	385	816	19	43	11%	4807	18	267	69%
SOUTH MIDDLE SCHOOL	485	1332	19	70	15%	5439	18	302	62%
HIGH SCHOOL	919	1962	19	103	11%	7780	18	432	47%

### December 2022

SCHOOL	AVERAGE DAILY ATTENDANCE (ADA)	BREAKFAST				LUNCH			
		STUDENT BREAKFAST	OPERATING DAYS	Avg Daily Participation (ADP)	Avg Daily Participation (ADP %)	STUDENT LUNCH	OPERATING DAYS	Avg Daily Participation (ADP)	Avg Daily Participation (ADP %)
ANCHOR POINTE	317	982	14	70	22%	2829	13	218	69%
BENNINGTON ELEMENTARY	377	1770	14	126	34%	3533	13	272	72%
HERITAGE ELEMENTARY	403	2064	14	147	37%	3668	13	282	70%
PINE CREEK ELEMENTARY	548	1726	14	123	23%	5224	13	402	73%
STRATFORD ELEMENTARY	328	1213	14	87	27%	2903	13	223	68%
MIDDLE SCHOOL	383	608	14	43	11%	3513	13	270	71%
SOUTH MIDDLE SCHOOL	482	1230	14	88	18%	4082	13	314	65%
HIGH SCHOOL	941	1400	14	100	11%	5534	13	426	45%

### January 2023

SCHOOL	AVERAGE DAILY ATTENDANCE (ADA)	BREAKFAST				LUNCH			
		STUDENT BREAKFAST	OPERATING DAYS	Avg Daily Participation (ADP)	Avg Daily Participation (ADP %)	STUDENT LUNCH	OPERATING DAYS	Avg Daily Participation (ADP)	Avg Daily Participation (ADP %)
ANCHOR POINTE	332	1270	17	75	23%	3797	17	223	67%
BENNINGTON ELEMENTARY	388	2067	17	122	31%	4608	17	271	70%
HERITAGE ELEMENTARY	420	2658	17	156	37%	4845	17	285	68%
PINE CREEK ELEMENTARY	567	2190	17	129	23%	6761	17	398	70%
STRATFORD ELEMENTARY	331	1406	17	83	25%	3707	17	218	66%
MIDDLE SCHOOL	394	737	17	43	11%	4634	17	273	69%
SOUTH MIDDLE SCHOOL	492	1250	17	74	15%	5291	17	311	63%
HIGH SCHOOL	944	1698	17	100	11%	7164	17	421	45%





## August 2021

SCHOOL	AVERAGE DAILY ATTENDANCE (ADA)	BREAKFAST				LUNCH			
		STUDENT BREAKFAST	OPERATING DAYS	ADP	ADP %	STUDENT LUNCH	OPERATING DAYS	ADP	ADP %
ANCHOR POINTE	574	1618	10	162	28%	3721	9	413	72%
BENNINGTON ELEMENTARY	386	1576	10	158	41%	2591	9	288	75%
HERITAGE ELEMENTARY	422	1896	10	190	45%	2900	9	322	76%
PINE CREEK ELEMENTARY	584	2095	10	210	36%	4011	9	446	76%
MIDDLE SCHOOL	832	1471	10	147	18%	5630	9	626	75%
HIGH SCHOOL	925	1055	10	106	12%	4895	9	544	59%

## September 2021

SCHOOL	AVERAGE DAILY ATTENDANCE (ADA)	BREAKFAST				LUNCH			
		STUDENT BREAKFAST	OPERATING DAYS	ADP	ADP %	STUDENT LUNCH	OPERATING DAYS	ADP	ADP %
ANCHOR POINTE	561	5105	21	244	44%	8647	21	412	74%
BENNINGTON ELEMENTARY	385	3817	21	182	47%	6043	21	288	75%
HERITAGE ELEMENTARY	416	4600	21	220	53%	6820	21	325	78%
PINE CREEK ELEMENTARY	572	5458	21	260	46%	9044	21	431	75%
MIDDLE SCHOOL	821	4386	21	209	26%	12882	21	614	75%
HIGH SCHOOL	900	2904	21	139	16%	10751	21	512	57%

## October 2021

SCHOOL	AVERAGE DAILY ATTENDANCE (ADA)	BREAKFAST				LUNCH			
		STUDENT BREAKFAST	OPERATING DAYS	ADP	ADP %	STUDENT LUNCH	OPERATING DAYS	ADP	ADP %
ANCHOR POINTE	559	4784	19	252	45%	7496	19	394	71%
BENNINGTON ELEMENTARY	386	3485	19	183	47%	5191	19	273	71%
HERITAGE ELEMENTARY	420	4121	19	217	52%	6023	19	317	76%
PINE CREEK ELEMENTARY	573	4927	19	259	45%	7697	19	405	71%
MIDDLE SCHOOL	813	4278	19	225	28%	10763	19	566	70%
HIGH SCHOOL	882	3128	19	165	19%	8504	19	448	51%

## November 2021

SCHOOL	AVERAGE DAILY ATTENDANCE (ADA)	BREAKFAST				LUNCH			
		STUDENT BREAKFAST	OPERATING DAYS	ADP	ADP %	STUDENT LUNCH	OPERATING DAYS	ADP	ADP %
ANCHOR POINTE	549	4785	19	252	46%	7994	19	421	77%
BENNINGTON ELEMENTARY	381	3594	19	190	50%	5578	19	294	77%
HERITAGE ELEMENTARY	412	4166	19	220	53%	6246	19	329	80%
PINE CREEK ELEMENTARY	562	4952	19	261	47%	8207	19	432	77%
MIDDLE SCHOOL	805	4458	19	235	29%	11155	19	588	73%
HIGH SCHOOL	875	3094	19	163	19%	9126	19	481	55%

## December 2021

SCHOOL	AVERAGE DAILY ATTENDANCE (ADA)	BREAKFAST				LUNCH			
		STUDENT BREAKFAST	OPERATING DAYS	ADP	ADP %	STUDENT LUNCH	OPERATING DAYS	ADP	ADP %
ANCHOR POINTE	558	4092	16	256	46%	6447	16	403	72%
BENNINGTON ELEMENTARY	374	2789	16	175	47%	4249	16	266	71%
HERITAGE ELEMENTARY	409	3454	16	216	53%	4994	16	313	77%
PINE CREEK ELEMENTARY	569	4123	16	258	45%	6537	16	409	72%
MIDDLE SCHOOL	802	3731	116	234	29%	8740	16	547	68%
HIGH SCHOOL	884	2245	16	141	16%	7035	16	440	50%

## January 2022

SCHOOL	AVERAGE DAILY ATTENDANCE (ADA)	BREAKFAST				LUNCH			
		STUDENT BREAKFAST	OPERATING DAYS	ADP	ADP %	STUDENT LUNCH	OPERATING DAYS	ADP	ADP %
ANCHOR POINTE	546	3862	16	242	44%	6734	16	421	77%
BENNINGTON ELEMENTARY	381	2970	16	186	49%	4680	16	293	77%
HERITAGE ELEMENTARY	401	3356	16	210	52%	5058	16	317	79%
PINE CREEK ELEMENTARY	560	3941	16	247	44%	6893	16	431	77%
MIDDLE SCHOOL	784	3400	16	213	27%	8840	16	553	71%
HIGH SCHOOL	874	2380	16	149	17%	6800	16	425	49%

## February 2022

SCHOOL	AVERAGE DAILY ATTENDANCE (ADA)	BREAKFAST				LUNCH			
		STUDENT BREAKFAST	OPERATING DAYS	ADP	ADP %	STUDENT LUNCH	OPERATING DAYS	ADP	ADP %
ANCHOR POINTE	560	4248	17	250	45%	7127	17	420	75%
BENNINGTON ELEMENTARY	384	3285	17	194	51%	4978	17	293	76%
HERITAGE ELEMENTARY	411	3702	17	218	53%	5415	17	319	78%
PINE CREEK ELEMENTARY	567	4253	17	251	44%	7236	17	426	75%
MIDDLE SCHOOL	808	3865	17	228	28%	9709	17	572	71%
HIGH SCHOOL	890	2741	17	162	18%	8070	17	475	53%

## March 2022

SCHOOL	AVERAGE DAILY ATTENDANCE (ADA)	BREAKFAST				LUNCH			
		STUDENT BREAKFAST	OPERATING DAYS	ADP	ADP %	STUDENT LUNCH	OPERATING DAYS	ADP	ADP %
ANCHOR POINTE	564	5950	22	271	48%	9783	22	418	74%
BENNINGTON ELEMENTARY	387	4546	22	207	54%	6446	22	293	76%
HERITAGE ELEMENTARY	416	5183	22	236	57%	7033	22	320	77%
PINE CREEK ELEMENTARY	576	5923	22	270	47%	9237	22	420	73%
MIDDLE SCHOOL	803	5087	22	232	29%	11988	22	545	67%
HIGH SCHOOL	883	3445	22	157	18%	9372	22	426	48%

## April 2022

SCHOOL	AVERAGE DAILY ATTENDANCE (ADA)	BREAKFAST				LUNCH			
		STUDENT BREAKFAST	OPERATING DAYS	ADP	ADP %	STUDENT LUNCH	OPERATING DAYS	ADP	ADP %
ANCHOR POINTE	563	4952	18	275	49%	7521	18	418	74%
BENNINGTON ELEMENTARY	388	3789	18	211	54%	5323	18	296	76%
HERITAGE ELEMENTARY	413	4323	18	240	58%	5620	18	312	76%
PINE CREEK ELEMENTARY	574	5005	18	278	49%	7730	18	429	75%
MIDDLE SCHOOL	802	4266	18	237	30%	10017	18	557	69%
HIGH SCHOOL	875	3074	18	171	20%	8671	18	482	55%

## May 2022

SCHOOL	AVERAGE DAILY ATTENDANCE (ADA)	BREAKFAST				LUNCH			
		STUDENT BREAKFAST	OPERATING DAYS	ADP	ADP %	STUDENT LUNCH	OPERATING DAYS	ADP	ADP %
ANCHOR POINTE	570	4115	17	242	43%	6017	16	376	66%
BENNINGTON ELEMENTARY	392	3381	17	199	51%	4028	16	252	64%
HERITAGE ELEMENTARY	416	3972	17	234	56%	4814	16	301	72%
PINE CREEK ELEMENTARY	577	4365	17	257	45%	6125	16	383	66%
MIDDLE SCHOOL	801	3738	17	220	28%	8849	16	553	69%
HIGH SCHOOL	891	2719	17	160	18%	7061	16	441	50%

2022-23 HOT LUNCH CASH FLOW

	Sept. '22	Oct. '22	Nov. '22	Dec. '22	Jan. '23	Feb. '23	Mar. '23	Apr. '23	May '23	June '23	July '23	Aug. '23
<b>Revenue</b>												
Lunches/Milk	\$ 128,770.73	\$ 147,103.60	\$ 141,363.49	\$ 126,738.85	\$ 148,127.54	\$ 144,280.51	\$ 118,250.00	\$ 101,250.00	\$ 62,500.00	\$ 500.00	\$ -	\$ 140,000.00
State Reimb.	\$ -	\$ -	\$ 7,485.88	\$ -	\$ -	\$ -	\$ -	\$ -	\$ -	\$ -	\$ -	\$ -
Federal Reimb.	\$ 9,968.13	\$ 114,263.73	\$ 69,870.98	\$ 144,428.93	\$ 53,940.06	\$ 69,756.47	\$ 73,250.00	\$ 75,000.00	\$ 75,000.00	\$ 75,000.00	\$ -	\$ -
Interest	\$ 92.43	\$ 79.12	\$ 77.69	\$ 78.45	\$ 87.87	\$ 80.19	\$ 70.00	\$ 70.00	\$ 70.00	\$ 70.00	\$ 50.00	\$ 50.00
Other	\$ -	\$ 845.84	\$ 4,380.77	\$ 3,614.44	\$ 344.63	\$ 1,039.33	\$ 200.00	\$ 500.00	\$ 200.00	\$ 200.00	\$ 200.00	\$ -
Transfers from GF	\$ -	\$ -	\$ -	\$ -	\$ -	\$ -	\$ -	\$ -	\$ -	\$ -	\$ -	\$ -
<b>Total</b>	<b>\$ 138,831.29</b>	<b>\$ 262,292.29</b>	<b>\$ 223,178.81</b>	<b>\$ 274,860.67</b>	<b>\$ 202,500.10</b>	<b>\$ 215,156.50</b>	<b>\$ 191,770.00</b>	<b>\$ 176,820.00</b>	<b>\$ 137,770.00</b>	<b>\$ 75,770.00</b>	<b>\$ 250.00</b>	<b>\$ 140,050.00</b>
<b>Expenses</b>												
Payroll	\$ 70,080.82	\$ 98,729.41	\$ 87,460.69	\$ 92,376.65	\$ 71,388.89	\$ 85,623.28	\$ 88,500.00	\$ 91,350.00	\$ 92,500.00	\$ 77,000.00	\$ 15,000.00	\$ 15,000.00
Other	\$ 224,634.10	\$ 145,116.09	\$ 144,377.74	\$ 128,809.79	\$ 107,666.59	\$ 155,153.68	\$ 140,650.00	\$ 148,000.00	\$ 145,000.00	\$ 145,000.00	\$ 65,000.00	\$ 85,000.00
<b>Total</b>	<b>\$ 294,714.92</b>	<b>\$ 243,845.50</b>	<b>\$ 231,838.43</b>	<b>\$ 221,186.44</b>	<b>\$ 179,055.48</b>	<b>\$ 240,776.96</b>	<b>\$ 229,150.00</b>	<b>\$ 239,350.00</b>	<b>\$ 237,500.00</b>	<b>\$ 222,000.00</b>	<b>\$ 80,000.00</b>	<b>\$ 100,000.00</b>
<b>Balances</b>												
Beg. Balance	\$ 1,042,650.97	\$ 886,767.34	\$ 905,214.13	\$ 896,554.51	\$ 950,228.74	\$ 973,673.36	\$ 948,052.90	\$ 910,672.90	\$ 848,142.90	\$ 748,412.90	\$ 602,182.90	\$ 522,432.90
Revenue	\$ 138,831.29	\$ 262,292.29	\$ 223,178.81	\$ 274,860.67	\$ 202,500.10	\$ 215,156.50	\$ 191,770.00	\$ 176,820.00	\$ 137,770.00	\$ 75,770.00	\$ 250.00	\$ 140,050.00
Expenditures	\$ 294,714.92	\$ 243,845.50	\$ 231,838.43	\$ 221,186.44	\$ 179,055.48	\$ 240,776.96	\$ 229,150.00	\$ 239,350.00	\$ 237,500.00	\$ 222,000.00	\$ 80,000.00	\$ 100,000.00
<b>Ending Balance</b>	<b>\$ 886,767.34</b>	<b>\$ 905,214.13</b>	<b>\$ 896,554.51</b>	<b>\$ 950,228.74</b>	<b>\$ 973,673.36</b>	<b>\$ 948,052.90</b>	<b>\$ 910,672.90</b>	<b>\$ 848,142.90</b>	<b>\$ 748,412.90</b>	<b>\$ 602,182.90</b>	<b>\$ 522,432.90</b>	<b>\$ 562,482.90</b>

**LUNCH PRICES**

Schools	School Year	Lunch Elem	Lunch MSchool	Lunch HSchool	Lunch Adult	Breakfast Elem	Breakfast MSchool	Breakfast HSchool	Breakfast Adult	Milk	F/R %
Arlington	2019-2020	2.25	2.50	2.50	3.65	1.40	1.40	1.40	2.15	0.55	21.61%
	2020-2021	2.30	2.55	2.55	3.85	1.40	1.40	1.40	2.35	0.55	23.66%
	2021-2022	2.30	2.55	2.55	3.85	1.40	1.40	1.40	2.35	0.55	18.87%
	2022-2023	2.3	2.55	2.55	3.85	1.4	1.4	1.4	2.35	0.55	21.85%
Bennington	2019-2020	2.45	2.75	2.80	3.85	1.60	1.60	1.70	2.35	0.45	10.28%
	2020-2021	2.45	2.75	2.80	3.85	1.60	1.65	1.75	2.35	0.45	8.86%
	2021-2022	2.50	2.80	2.85	3.95	1.65	1.70	1.80	2.45	0.50	9.46%
	2022-2023	2.60	2.90	2.95	4.25	1.70	1.75	1.85	2.60	0.50	12.95%
Blair (Taher)	2019-2020	2.85	3.10	3.10	3.75	2.10	2.10	2.10	2.30	0.55	24.73%
	2020-2021				3.85				2.40		24.01%
	2021-2022	2.90	3.20	3.20	4.00	2.10	2.10	2.10	2.40		26.84%
	2022-2023	2.90	3.20	3.20	4.00	2.10	2.10	2.10	2.40	0.55	25.59%
Douglas Co West Comm School	2019-2020	2.60	2.85	2.85	3.75	1.50	1.50	1.50	2.25	0.45	30.67%
	2020-2021										34.62%
	2021-2022	2.35	2.60	2.85	3.85	1.50	1.50	1.50	2.35		32.24%
	2022-2023	2.60	2.85	2.85	4.25	1.50	1.50	1.50	2.60	0.50	28.40%
Elkhorn (Sodexo)	2019-2020	2.60	3.35	3.55	3.90	1.50	1.70	1.90	2.20	0.45	8.64%
	2020-2021										10.18%
	2021-2022	2.65	3.40	3.55	3.85	1.55	1.75	1.95	2.30		8.65%
	2022-2023	2.80	3.50	3.65	4.25	1.65	1.85	2.05	2.60	0.55	10.43%
Fremont	2019-2020	2.00	2.35	2.40	3.75	1.30	1.30	1.30	1.30	0.40	60.36%
	2020-2021	2.00	2.35	2.40	3.75						57.76%
	2021-2022										56.35%
	2022-2023	2.25	2.35	2.40	4.25	1.60	1.30	1.30	2.75	0.50	62.58%
Fort Calhoun	2019-2020	2.50	2.85	2.85	3.90	1.75	2.25	2.25	2.35	0.50	17.34%
	2020-2021	2.55	2.90	2.90	4.00	1.75	2.25	2.25	2.50	0.50	18.69%
	2021-2022	2.55	2.90	2.90	4.00	1.75	2.25	2.25	2.50	0.50	16.83%
	2022-2023	2.55	2.90	2.90	4.00	1.75	2.25	2.25	2.50	0.50	14.06%
Gretna	2019-2020	2.75	2.85	3.10	3.40	N/A	N/A	N/A	N/A	0.40	9.39%
	2020-2021	2.85	3.00	3.25							9.93%
	2021-2022	3.05	3.15	3.50	4.00	N/A	N/A	N/A	N/A	0.40	7.73%
	2022-2023	3.10	3.35	3.65		N/A	N/A	2.50			9.96%
Millard (Sodexo)	2019-2020	2.75	2.95	3.45	3.70	1.45	1.65	1.90	2.25	0.50	21.99%
	2020-2021	2.85	3.05	3.55	3.85	1.50	1.70	1.95	2.45	0.50	23.75%
	2021-2022	2.45	2.65	3.15	4.00	1.20	1.35	1.65	2.40	0.50	24.91%
	2022-2023	3.05	3.25	3.75	4.25	1.55	1.75	2.00	2.60	0.50	26.27%
NE City (Lunchtimesolutions)	2019-2020	2.85	3.05	3.05	3.55	1.90	1.90	1.90	2.35	0.40	49.31%
	2020-2021										52.99%
	2021-2022	2.90	3.10	3.10	3.85	2.00	2.00	2.00	2.45	0.50	45.82%
	2022-2023	3.00	3.25	3.25	4.25	2.10	2.10	2.10	2.60	0.50	54.69%
Norris (Taher)	2019-2020	2.60	2.80	2.80	3.75	1.90	1.90	1.90	2.35	0.40	14.15%
	2020-2021	2.70	2.90	2.90		2.00	2.00	2.00			12.19%
	2021-2022	2.70	2.90	2.90		2.00	2.00	2.00			10.00%
	2022-2023	2.85	3.00	3.00	4.00	2.10	2.10	2.10	2.55	0.50	11.40%
Omaha	2019-2020	1.45	1.75	1.75	3.75	Free	Free	Free	2.30	0.35	73.67%
	2020-2021	1.45	1.75	1.75		Free	Free	Free			77.73%
	2021-2022	1.45	1.75	1.75	4.00	Free	Free	Free	2.50		68.69%
	2022-2023				4.25				2.60	0.35	100% CEP
Plattsmouth	2019-2020	2.85	2.95	3.00	3.75	2.20	2.20	2.20	2.30	0.50	46.02%
	2020-2021										42.38%
	2021-2022										40.68%
	2022-2023	2.95	3.05	3.10	4.25	2.20	2.20	2.20	2.60	0.50	46.41%
Ralston (Sodexo)	2019-2020	2.50	2.95	3.00	3.75	1.55	1.95	2.50	2.55	0.50	56.99%
	2020-2021	2.60	3.05	3.10		1.55	1.95	2.50			60.65%
	2021-2022	2.60	2.95	3.00	3.75	1.55	2.50	2.50	2.55		51.91%
	2022-2023	2.65	3.05	3.15	3.75	1.65	1.95	2.50	2.55	0.50	61.13%
Springfield/Platteview (OPAAI)	2019-2020	2.85	3.05	3.05	3.25	1.65	1.90	1.90	1.90	0.60	18.14%
	2020-2021	2.95	3.15	3.15	3.65	1.75	2.00	2.00	2.20	0.60	21.66%
	2021-2022	2.95	3.15	3.15	3.65	1.75	2.00	2.00	2.20	0.60	19.64%
	2022-2023	3.25	3.45	3.45	4.00	1.85	2.10	2.10	2.30	0.60	18.45%
Syracuse Dunbar Avoca (Taher)	2019-2020	2.80	3.05	3.05	3.80	1.85	1.85	1.85	1.85	0.50	27.09%
	2020-2021										25.81%
	2021-2022	4.00	4.00	4.00	4.00	2.40	2.40	2.40	2.40	0.50	20.25%
	2022-2023	3.10	3.10	3.10	4.25	1.85	1.85	1.85	1.85	0.50	19.17%
Wahoo	2019-2020	2.60	2.85	2.85	3.70	1.65	1.85	1.85	2.60	0.45	28.42%
	2020-2021	2.70	2.95	2.95		1.75	1.95	1.95		0.45	29.72%
	2021-2022	2.70	2.95	2.95		1.75	1.95	1.95		0.45	22.75%
	2022-2023	3.05	3.30	3.30	4.25	2.10	2.30	2.30	3.05	0.45	30.88%
Waverly	2019-2020	2.80	3.00	3.00	3.70	1.90	1.90	1.90	2.50	0.40	19.65%
	2020-2021										18.99%
	2021-2022										20.14%
	2022-2023	3.04	3.24	3.24	4.25	1.90	2.00	2.00	2.60	0.40	19.91%
Westside	2019-2020	2.40	2.75	3.50	3.65	1.50	1.75	1.90	2.35	0.50	32.08%
	2020-2021	2.50	2.85	3.60		1.60	1.85	2.00			38.17%
	2021-2022	2.55	2.90	3.65	4.25	1.65	1.90	2.05	2.60		24.40%
	2022-2023	2.60	2.95	3.65	4.23	1.70	1.90	2.05	2.60	0.50	36.21%
Average Prices 19/20		2.55	2.83	2.93	3.70	1.69	1.81	1.88	2.23	0.47	
Average Prices 20/21		2.49	2.77	2.91	3.83	1.66	1.86	1.98	2.38	0.51	
Average Prices 21/22		2.66	2.93	3.07	3.93	1.73	1.91	1.97	2.42	0.50	
Average Prices 22/23		2.81	3.07	3.17	4.14	1.81	1.91	2.01	2.54	0.50	
Average Prices		Elem	MSchool	HSchool	Adult			Breakfast		Milk	
	2004-05	1.57	1.79	1.80	2.44						
	2005-06	1.65	1.87	1.87	2.51			.98/1.15		0.28	
	2006-07	1.70	1.93	1.93	2.57			1.02/1.34		0.30	
	2007-08	1.73	1.96	1.99	2.60			1.095/1.515		0.35	
	2008-09	1.87	2.11	2.15	2.73			1.19/1.51		0.39	
	2009-10	1.91	2.15	2.19	2.82			1.21/1.60		0.39	
	2010-11	1.95	2.19	2.25	2.91			1.325/1.65		0.40	
	2011-12	2.02	2.27	2.31	3.02			1.373/1.80		0.42	
	2012-13	2.12	2.33	2.41	3.14			1.487/1.87		0.43	
	2013-14	2.22	2.46	2.54	3.18			1.47/1.93		0.45	
	2014-15	2.27	2.52	2.68	3.24			1.64/2.03		0.46	
	2015-16	2.33	2.62	2.72	3.36			1.57/2.14		0.46	
	2016-17	2.37	2.65	2.74	3.38			1.58/2.14		0.46	
	2017-18	2.43	2.70	2.79	3.46			1.61/2.12		0.46	
	2018-19	2.49	2.77	2.86	3.57			1.65/2.19		0.46	
	2019-20	2.55	2.83	2.93	3.70			1.69/2.23		0.47	
	2020-21	2.49	2.77	2.91	3.83			1.66/2.38		0.51	
	2021-22	2.66	2.93	3.07	3.93			1.73/2.42		0.50	
	2022-23	2.81	3.07	3.17	4.14			1.81/2.54		0.50	

sent email to Rebecca

100% CEP

## **2023 -2024 Meal Prices**

<b><u>Breakfast</u></b>	(K-5)	<b>\$1.75</b> daily	<b>\$8.75</b> weekly
	(6-8)	<b>\$1.80</b> daily	<b>\$9.00</b> weekly
	(9-12)	<b>\$1.90</b> daily	<b>\$9.50</b> weekly
	(Reduced)	<b>\$0.30</b> daily	<b>\$1.50</b> weekly
	(*Adult)	<b>\$2.65</b> daily	<b>\$13.25</b> weekly
<b><u>Lunch</u></b>	(K-5)	<b>\$2.65</b> daily	<b>\$13.25</b> weekly
	(6-8)	<b>\$2.95</b> daily	<b>\$14.75</b> weekly
	(9-12)	<b>\$3.00</b> daily	<b>\$15.00</b> weekly
	(Reduced)	<b>\$0.40</b> daily	<b>\$2.00</b> weekly
	(*Adult)	<b>\$4.30</b> daily	<b>\$21.50</b> weekly
<b><u>Milk</u></b>		<b>\$0.55</b> each	<b>\$2.75</b> weekly

\*Please note, adult prices are subject to change. The minimum adult meal prices are released by the state agency in the summer.



# Bennington High School

Bennington Public Schools

Dr. Greg Lamberty, Principal  
Cody Bobolz, Assistant Principal  
Chris Kessell, Activity Director



402-238-2447



402-243-0710



<https://BHS.BenningtonSchools.org>

April 3, 2023

Dear Dr. Haack & School Board Members,  
CC: Chris Kessell

The number of young musicians within the Bennington School District continues to grow, which brings a higher demand for instruction through the summer months. Students are becoming more engaged in all aspects of the program and we want to build on their progress as we continue to build the high school band program.

A stipend of \$4000 is being requested for compensation. The time and structure utilized in 2022 will be replicated. One contributing factor for the success of the previous year was due to the Board's support of new initiatives within the band program and I would like to continue into summer 2023.

Rehearsals in the summer for high school marching band members are devoted to the learning and memorization of the complete marching curriculum. This has proved successful and students were prepared early on so the focus could shift to visual instruction when school was back in-session. These rehearsals would be offered the three weeks preceding Band Camp.

The supplemental learning that occurs during Freshmen Band Camp has been crucial to the success of previous marching seasons and we wish to continue this trend. The Freshmen will report the two weekdays before the start of band camp to learn fundamentals of marching and procedures for marching band to better prepare them for the marching season.

The additional rehearsals with the full band following Freshmen Band Camp has proved essential to bridging the gap between incoming Freshmen and returning veterans and allowed the development of consistent learning outcomes within the ensemble.

Finally, lessons with drum majors, as well as dedicated time developing the Leadership Team will be utilized throughout the summer months.

An investment in this summer program will kick-start the learning process that will elevate the success of both the marching band and concert band facets of the program. Thank you for your support of the Band Program in Bennington and for giving me the opportunity to lead these students!

Respectfully,

Ben Coatney  
Director of Bands



# Bennington High School

Bennington Public Schools

Dr. Greg Lamberty, Principal  
Cody Bobolz, Assistant Principal  
Chris Kessell, Activity Director



402-238-2447



402-243-0710



<https://BHS.BenningtonSchools.org>

To The Bennington School Board and Administration,

The Vocal Music Department is proposing a summer voice lessons program again this summer at Bennington High School. We are suggesting 90 total 30 minute lessons for our students and for an \$1800 stipend for compensation which equals \$20 per session which is the same as it has been. These students will have the option to begin working on All-State Choir music which is distributed in the summer, solo literature for honor choirs and district music contest, acapella summer music, piano skills, or to focus strictly on vocal technique and musicianship skills. We include two acapella summer rehearsals as well as sectionals during this time. I will accommodate all students who are interested by splitting spots up or by filling lessons that have schedule conflicts. Our students have made large musical strides with this opportunity in the past, and I appreciate your support for the future.

Sincerely,

Tye Charles Hanke

Director of Choirs

Bennington High School

[thanke@bennps.org](mailto:thanke@bennps.org)



PROBATION= 148			CERTIFIED STAFF= 167			ADMINISTRATION= 18			YEARS OF SVC		
ABRISZ	AMY	1	APFELBECK	LUCAS	4	BENDELL	KRISTA	5			
ACKERMAN	AMY	1	BENDER	KRISTEN	4	BLOMENKAMP	MATT	14			
ADAMS	DANIELLE	1	BOUSEMA (TREW)	ALEXANDRA	4	BOLBOZ	CODY	1			
ALBIN	KATHY	1	CARDER	ERIN	4	BOYES	CHAD	15			
BARADA	LANDON	1	DAVIS	TOSHA	4	EVALGELISTI	ALISON	7			
BLANCHARD	AMY	1	FALCONE	AUSTINA	4	FAGAN	WHITNEY	6	BOMBECK	DAN	
CARLSON	ALLIE	1	FILIPOWICZ	ALEXANDRIA	4	GREEN	JODIE	15			
CHRISTENSEN	JAMIE	1	GARTON	JILL	4	HAACK	TERRY	19	PLAS	AARON	
COATNEY	BENJAMIN	1	GUYNAN	NIKKI	4	HOGUE	DENISE	29			
COX	TRACY	1	HANKE	ERIKA	4	HOPPE	SHAWN	7			
DAHLHEIM	TAYLOR	1	HORNER	JUSTIN	4	KESSELL	CHRISTOPHE	3			
DAVIS	MIKE	1	JOHANEK	RYAN	4	LAMBERTY	GREG	10			
DENKER	CHRISTINE	1	JOHNSON	AMBER	4	LETHCOE	KATIE	1			
DOSSETT	LINDA	1	JONES	ABIGAIL	4	O'CONNOR	MOLLY	5	THEIS	CRAIG	
EHRKE	DAVID	1	KOESTER	ELIZABETH	4	THOENDEL	SHANNON	17			
ELLISON	SHELBY	1	LAUGHLIN	CARRIE	4	WILSON	MATTHEW	5			
GINAL	JAMES	1	LENHART	KAMERON	4	ROBB	DANIELLE	2			
GIROUX	TAYLOR	1	LUKEHART	ANNA	4	RUCKER	RENEE	2			
GOWEN	KELLY	1	LOURDE	LISA	4			158			
GRAY	DANIEL	1	POULAS	KINSEY	4						
GRAY	COLE	1	POWELL	TRICIA	4						
GRIFFIN	ANGELA	1	STEFFENSMEIER	NICOLE	4						
HALL	MEGAN	1	SUND	KELLY	4						
HAWK	EMMILY	1	TAYLOR (SPEIKER)	KELLY	4						
HEATER	STEPHANIE	1	TIBKE (WEAVER)	MADISON	4						
HEGY	MICKAYLA	1	TOVEY	HEATHER	4						
HERZBERG	ELIZABETH	1	WIDHOLM	MEGGIE	4						
HOLLMAN	LINDSAY	1	WIEME	JAMIE	4						
JEWETT	STEPHANIE	1	WOOD	DEAN	4						
JOSE	TERESE	1	EHLERS	JESSICA	5						
JURGENSEN	AMANDA	1	HAMILTON	BENJAMIN	5						
KLAUS	LARRY	1	HOFF (RUCKER)	MARISSA	5						
KNIGHT	HANNAH	1	JEPPERSON	ELLIE	5						
KORINEK	REBECCA	1	KNAPP (WADEMAN)	TARIN	5						
KUCERA	HALEY	1	KNIGHT	KATHY	5						
LAPATKA	ERIN	1	MCCABE	TIMOTHY *AL	5						
LONGO	WILLIAM	1	MCCORMICK (FISHER)	MORGAN	5						
LUDWIG	NICKLAUS	1	PARKER	JENNIFER	5						
LUM	KELLY	1	RIECK	BRENDA	5						
MCQUEEN-EICHMAK	KATHRYN	1	ROSENBAUM	EMILY	5						
MEYER	NICOLE	1	SCHONHOFF	LISA	5						
MULLER	AUTUMN	1	SEMPEK	ADAM	5						
O'DELL	MEGAN	1	SHOWMAN	CHRIS	5						
OLSON	TOM	1	SOWERS	HANNAH	5						
OSWALD	CARRIE	1	STACY	BETHANY	5						
OWENS	JAROD	1	WHEELER	SARAH	5						
PHILLIPS	ALEXANDRA	1	WRIGHT	NICOLE	5						
POWELL	JOSHUA	1	ANDRUS	MINDY	6						
PRESSLER	MADISON	1	BARBE (NGUYEN)	THAO (AMY)	6						
PUCK	MACHAELA	1	CARL	KAITLIN	6						
REARDON	SATARA	1	COLLEGE	KARI	6						
REINHART	ALYSSA	1	COULTER	DONNITA	6						
ROMERO	ROBYN	1	DACY	BRIANNE	6						
RUCKER	HAYDEN	1	DANGEL	EMILY	6						
RUCKER (SORENS)	JENNIFER	1	GLINSKI	BLAZE	6						
SATHER	AMY	1	MATTES	JACOB	6						
SCHMIDT-SCHWIN	MEGAN	1	MILLER	BART	6						
SCOTT	ANDY	1	MILLER (PINEGAR)	CHELSE	6						
SERRANO	SARAH	1	MLNARIK	JENNIFER	6						
SHORES	KATHERINE	1	O'CALLAGHAN	STEPHANIE	6						
SINGER	BOBBI	1	POWELL	EMILIE	6						
SMITH	MELISSA	1	SCHAB	VICTORIA	6						
SNURR	ALLISON	1	WILHELMS	TARYN	6						
SNYDER	MANDY	1	WITHERBEE	ABBIE	6						
STRYKER	JORDYN	1	YOUNG	MICHELLE	6						
SZYMCZAK	ALEXIS	1	BOHABOJ	JEREMY	7						
TVRDY	SHELLY	1	DOUGLAS (HUBBLING)	CHELSEA	7						
VACURA	ASHLEY	1	EDENS	BRANDI	7						
VANDER LAAN (DEI)	APRIL	1	GOLDEN	MARISSA	7						
WENDT-HUSTON	KATHERINE	1	HOFFA	STEPHANIE	7						
WILLIAMS	NICOLE	1	HOLLMAN	AMANDA	7						
WILSON	LINDSEY	1	KNOTT	BARB	7						
WRIGHT	GARET	1	KRUSE	MEGAN	7						
WULFF	ALYSE	1	O'CALLAGHAN (MORIN)	CALLIE	7						
YOUNG	CHRISTINE	1	PALMER	ALLIE	7						
ZEBOLSKY	RACHEL	1	SCHAFERSMAN	MICHELLE	7						
ZYSSET	JARED	1	SCHOLTZ	CHELSEY	7						
ASCANIO	VITALIA (TALI)	2	CANNON	KATHLEEN	8						
BECKER	JANE	2	DEARDOFF	WILLIAM	8						
BOESCH	AMANDA	2	HIGGINS	SIERRA	8						
BRADBURN	TRAE	2	MINER	ANDREW	8						
BREELING	GABRIELLE (GAE)	2	NABOWER	ANGELA	8						
BRENNER	KAYLEE	2	PULVERENTI	JEFF	8						
CALLAHAN	JENNIFER	2	RICHARDSON	TONYA	8						
CERNY	SCOTT	2	SAUNDERS (MATHERS)	ALEX	8						
CUNNINGHAM	ARIEL	2	WEAVER	ELISE	8						
DABELSTEIN	ASHLEY	2	WRIGHT	PAUL	8						
DEHART	MELISSA	2	BARNEY	BRENNA	9						
DEWALD	DEIRDRE	2	BOYD	BROOKE	9						
EMARY	RACHELL	2	CAMP	TARA	9						
FINK	MALLORY	2	LAUE	NIC	9						
FISHER	LINDSAY	2	MILLER	BROOKE	9						
HONEYWELL	BAILEY	2	PIEPER	EMILY	9						
HUGHES	DUTTON	2	KRAMBECK	MICHAEL	10						

RED TEXT = LEAVING AFTER SCHOOL YEAR

