

**BENNINGTON PUBLIC SCHOOLS
DOUGLAS COUNTY SCHOOL DISTRICT NO. 59
BOARD OF EDUCATION REGULAR MEETING
Monday, December 11, 2023 6:00 PM**

Mission Statement

"The mission of Bennington Public Schools is to provide educational opportunities in a safe, caring environment that will prepare all students to meet the challenges of the future."

- I. Call Meeting to Order
- II. Public Forum
- III. Consent Agenda (Note: Items on the consent agenda are considered routine and will be enacted under one motion. There will be no separate discussion of these items at the meeting unless a Board Member requests an item removed from the agenda for separate action.)
 - A. Approval of Agenda
 - B. Approval of Minutes of the Monday, November 13, 2023- Regular Meeting
 - C. Presentation of December Bills for Approval and Payment
 - D. Personnel: Resignation(s) and Hiring of Personnel
- IV. Items Removed From the Consent Agenda for Separate Action
- V. Reports
 - A. Administrative Reports
 - B. Committee Report(s)
 - C. Coordinator Report- Foundation
 - D. Spotlight Report- Freshman Success
 - E. Lobbyist Report- None
- VI. Unfinished Business
- VII. New Business
 - A. Discuss, Consider, and Take Action on District Purchases
 - B. Discuss, Consider, and Take Action on Curriculum and Personnel Proposals
 - C. Review District Wellness Report
 - D. Discuss, Consider, and Take all Necessary Action on a Resolution calling for a Special Bond Election to be held on March 12, 2024, to submit to the qualified voters of the District for their approval or rejection, the issuance of General Obligation School Building Bonds, in an amount NOT TO EXCEED \$119,000,000, for the purpose of constructing, acquiring, and improving District facilities, which shall include a new high school building and related facilities, and for providing the necessary furniture, technology, and apparatus for such building, facilities and additions
 - E. Review and Discuss Evaluation of the Superintendent
 - F. Executive Session to Discuss Certificated Staff Negotiations
 - G. Discuss, Consider, and Take Action on 2024-25 Negotiated Agreement
- VIII. Time and Date of Next Regular Meeting
 - A. January 8th – Regular Meeting at 6:00PM – Bennington District Office

IX. Adjournment

NOTICE: COPY OF OPEN MEETINGS ACT: The Board of Education makes available at least one current copy of the Open Meetings Act posted in the meeting room at a location accessible to members of the public. The Act is posted on the wall of the Board room.

INSTRUCTIONS FOR THOSE WHO WISH TO SPEAK DURING PUBLIC FORUM: Getting Started: When it is your turn to speak during the public forum portion of the agenda, please come forward to the table situated immediately in front of the Board, sign your name and address on the sign-in sheet and state your name to the Board of Education. Time Limit: You may speak only one time and must limit comments to 5 minutes or less. Personnel or Student Topic: If you are planning to speak about a personnel or student matter involving an individual, please understand that our policies require that such concerns initially be directed to the administration for consideration. Board members will generally not respond to any questions you ask or comments you may make about individual staff members or students. You are cautioned that slanderous comments are not protected just because they are made at the Board meeting. General Rules: Please remember that this is a public meeting for the conduct of business of the Board of Education. Offensive language, personal attacks and hostile conduct will not be tolerated.

BY: BENNINGTON PUBLIC SCHOOLS

**BENNINGTON PUBLIC SCHOOLS
DOUGLAS COUNTY SCHOOL DISTRICT NO. 59
BOARD OF EDUCATION REGULAR MEETING
MONDAY, NOVEMBER 13, 2023 6:00 PM
BENNINGTON DISTRICT BOARD ROOM**

Posting Information: Notice published in The Daily Record on 11/10/2023. Notice of meeting posted on the District website. Agendas posted at all Bennington Public School buildings three days prior to the meeting date.

Attendance Taken at 5:58 PM. Jeremy Dick: Present, Tim Dreessen: Present, Kara Neuverth: Present, Kristi Ryan: Present, Steve Shannon: Present, Allyson Slobotski: Present.

I. Call Meeting to Order- President Allyson Slobotski called the meeting to order at 6:00 p.m., noting the Open Meetings Act was posted on the south wall of the Board Room.

II. Public Forum- Two members of the public were present to speak.

III. Consent Agenda- Items on the consent agenda are considered routine and will be enacted under one motion. There will be no separate discussion of these items at the meeting unless a Board Member requests an item removed from the agenda for separate action.

Approval of Agenda, Approval of Minutes of the Monday, October 9, 2023 - Regular Meeting, . Presentation of November Bills for Approval and Payment, Personnel: Resignation(s) and Hiring of Personnel

MOTION PASSED: Motion to approve Consent Agenda as presented, passed with a motion by Kara Neuverth and a second by Steve Shannon. Jeremy Dick: Yea, Tim Dreessen: Yea, Kara Neuverth: Yea, Kristi Ryan: Yea, Steve Shannon: Yea, Allyson Slobotski: Yea

November 2023 Personnel Notes: **Certificated Staff Hire:** Kirsten Lichty – 0.5 FTE Family Consumer Science Teacher at Bennington High School for the 2024-25 school year. **Support Staff Hire:** Tyler Morrison – outside maintenance/custodian, Angela Mumford – 6.5 hr cook at Stratford Elementary, Jeanette Chvala – 4 hr cook at Bennington Elementary, Jennifer Peterson – library paraprofessional at Heritage Elementary, Pete Butch – activity bus driver, Naziyabanu Mirza – 6.5 hr cook at Bennington High School, **Certificated Staff Resignations:** Jeff Pulverenti. **Classified Staff Resignations:** Stephen Sizemore, Devin Koesters, Ann Jorgensen.

IV. Items Removed from the Consent Agenda for Separate Action- No items were removed from the Consent Agenda.

V. Reports

V.A. Administrative Reports- Elementary - Craig Theis, Middle School - Lucas Apfelbeck, High School - Greg Lamberty, Student Services - Dan Bombeck, Operations - Matt Blomenkamp, CIA - Dee Hoge, Superintendent - Aaron Plas presented reports to the Board.

V.B. Committee Report(s)- Building/Finance and Curriculum Committee reviewed minutes from their previous meetings. The Policy Committee did not meet.

V.C. Coordinator Report- Technology- Dr. Dee Hoge presented the Board with information regarding recent and upcoming projects, equipment replacement timelines, Proofpoint, and DUO Multi-Factor Authentication.

V.D. Spotlight Report- English Language Learners- Mrs. Bouaphakeo and Mrs. Schonhoff presented the Board with information regarding ELPA. Twenty-five different languages are spoken in the District with 70 active students.

V.E. Lobbyist Report- None

VI. Unfinished Business

VI.A. Discuss, Consider, and Take Action to Add/Revise Policies for Section 300

MOTION PASSED: Motion to revise policy 301.03-Success of Authority to Superintendent, passed with a motion by Steve Shannon and a second by Jeremy Dick. Jeremy Dick: Yea, Tim Dreessen: Yea, Kara Neuverth: Yea, Kristi Ryan: Yea, Steve Shannon: Yea, Allyson Slobotski: Yea

VI.B. Discuss, Consider, and Take Action to Revise Policies

MOTION PASSED: Motion to revise Policies 612.01, 612.02, 612.03, 612.04, 612.05, 612.07, 612.08, 612.10, 612.13, 612.14, 612.15, 612.16, 612.17, 505.03, 706.01, passed with a motion by Allyson Slobotski and a second by Steve Shannon. Jeremy Dick: Yea, Tim Dreessen: Yea, Kara Neuverth: Yea, Kristi Ryan: Yea, Steve Shannon: Yea, Allyson Slobotski: Yea

VI.C. Discuss, Consider, and Take Action to Add Policies

MOTION PASSED: Motion to add Policies 612.18, 612.19, and 612.20, passed with a motion by Steve Shannon and a second by Kara Neuverth. Jeremy Dick: Yea, Tim Dreessen: Yea, Kara Neuverth: Yea, Kristi Ryan: Yea, Steve Shannon: Yea, Allyson Slobotski: Yea

VII. New Business

VII.A. Discuss, Consider, and Take Action on District Purchases- The Building/Finance Committee met on October 24th to discuss potential district purchases.

MOTION TABLED: This motion was tabled to allow the administration more time to review the bids received, with a motion by Kara Neuverth and a second by Kristi Ryan. Jeremy Dick: Yea, Tim Dreessen: Yea, Kara Neuverth: Yea, Kristi Ryan: Yea, Steve Shannon: Yea, Allyson Slobotski: Yea

VII.B. Discuss, Consider, and Take Action on Curriculum and Personnel Proposals-

The Curriculum Committee met on November 8th to begin the process of determining which curriculum and personnel proposals to recommend for the 2024-25 school year. The following positions are being brought forward for approval: 2.0 Added Elementary Teachers, 5th at Heritage Elementary, 4th at Stratford Elementary, 3.0 Added HS Teachers, 1.0 Math, 1.0 Social Studies, 0.5 PE/Health, 0.5 FCS.

MOTION PASSED: Motion to accept the recommendations by the Curriculum Committee for 2024-25 curriculum and personnel proposals #1 and #38 as outlined in the November 8, 2023, Curriculum Committee Report and pending 2024-25 budget approval, passed with a motion by Steve Shannon and a second by Kristi Ryan. Jeremy Dick: Yea, Tim Dreessen: Yea, Kara Neuverth: Yea, Kristi Ryan: Yea, Steve Shannon: Yea, Allyson Slobotski: Yea

VII.C. Approve Early Graduation Request- One junior has requested to graduate early from Bennington High School. The student and their parents have met with Dr. Lamberty to discuss their request and requirements. This student has complied with all policies and regulations

according to the secondary student handbook, and will have met graduation requirements provided they pass all coursework between now and the end of the semester.

MOTION PASSED: Motion to approve the early graduation request as presented, passed with a motion by Tim Dreessen and a second by Jeremy Dick. Jeremy Dick: Yea, Tim Dreessen: Yea, Kara Neuverth: Yea, Kristi Ryan: Yea, Steve Shannon: Yea, Allyson Slobotski: Yea

VII.D. Review 2022-23 Audit Report- Eide Bailly has finished the audit of Bennington Public Schools for the fiscal year 2022-2023. Justin Hope was present to discuss some of the highlights of the audit.

VII.E. Set Tuition for Temporary Non-Resident Students

MOTION PASSED: Motion to set the Temporary Non-Resident Tuition for the 2023-2024 school year at \$6,427.50 per semester as set out in policy #502.02, passed with a motion by Allyson Slobotski and a second by Kara Neuverth. Jeremy Dick: Yea, Tim Dreessen: Yea, Kara Neuverth: Yea, Kristi Ryan: Yea, Steve Shannon: Yea, Allyson Slobotski: Yea

VII.F. Consideration of Resolution Authorizing the Early Redemption of the District's Outstanding Qualified School Construction Bonds, Series 2011A, and Related Matters

MOTION PASSED: Motion to approve a resolution authorizing the early redemption of Bennington Public School's outstanding Qualified School Construction Bonds labeled as Series 2011A, passed with a motion by Allyson Slobotski and a second by Tim Dreessen.

Jeremy Dick: Yea, Tim Dreessen: Yea, Kara Neuverth: Yea, Kristi Ryan: Yea, Steve Shannon: Yea, Allyson Slobotski: Yea

VII.G. Review High School #2 Proposed Design and Information- Over the last month, the Building/Finance Committee and Curriculum Committee have both met to hear an initial proposal for High School #2. Feedback was received and implemented from each of these sub-committees. At the conclusion of those meetings, Dr. Blomenkamp and I were able to meet with eight different focus groups and receive feedback from school staff.

VII.H. Executive Session to Discuss Certificated Staff Negotiations and Pending Litigation

MOTION PASSED: Motion to enter into closed session at 8:16 p.m., for the purpose of holding a strategy session regarding collective bargaining as an executive session is clearly necessary for the protection of the public interest, passed with a motion by Allyson Slobotski and a second by Tim Dreessen. Jeremy Dick: Yea, Tim Dreessen: Yea, Kara Neuverth: Yea, Kristi Ryan: Yea, Steve Shannon: Yea, Allyson Slobotski: Yea. The Board returned into regular session at 8:46 p.m.

MOTION PASSED: Motion to enter a closed session at 8:49 p.m. for the purpose of holding a strategy session regarding pending litigation as an executive session is clearly necessary for the protection of the public interest, passed with a motion by Allyson Slobotski and a second by Jeremy Dick. Jeremy Dick: Yea, Tim Dreessen: Yea, Kara Neuverth: Yea, Kristi Ryan: Yea, Steve Shannon: Yea, Allyson Slobotski: Yea. The Board returned into regular session at 9:44 p.m.

VIII. Time and Date of Next Regular Meeting- December 11, 2023, 6:00 PM, Bennington District Office

IX. Adjournment

MOTION PASSED: Motion to adjourn the meeting at 9:45 p.m., passed with a motion by Tim Dreessen and a second by Steve Shannon. Jeremy Dick: Yea, Tim Dreessen: Yea, Kara Neuverth: Yea, Kristi Ryan: Yea, Steve Shannon: Yea, Allyson Slobotski: Yea

Jodi McCoy- Board of Education Secretary

Vendor Name	Vendor Description	Amount
BOND FUND		
BOK FINANCIAL		\$4,280,574.51
Fund Number 25		\$4,280,574.51
Checking Account ID BONDFUND		\$4,280,574.51
DEPRECIATION		
ELECTRONIC SOUND INC		\$15,900.00
Fund Number 03		\$15,900.00
Checking Account ID DEPRCHECK		\$15,900.00
GENERAL FUND CHECKING		
360 COMMUNITY SERVICES		\$9,085.23
ABE'S TRASH SERVICE, INC		\$3,252.36
ACCESS SYSTEMS		\$454.95
AHMADZAI, WANA		\$90.00
AMAZON CAPITAL SERVICES		\$7,054.22
ARBOR FAMILY COUNSELING		\$9,498.75
Austin, Marc		\$54.37
Backlund, Kellie		\$41.13
BENNINGTON AUTO INC		\$61.78
Blevins, Cole		\$332.09
BLIZZARD BOYS LLC		\$160.00
Blocher, Theodore		\$13.36
Blomenkamp, Matthew		\$145.11
Bottorff, Alexandria		\$28.62
Bouaphakeo, Ann		\$89.74
BOUND TO STAY BOUND BOOKS		\$729.36
BPS NUTRITION SERVICES		\$1,108.95
CAPSAN		\$339.12
Christensen, Jamie		\$82.53
COMMERCIAL ICE CONTROL		\$1,592.50
CONTROLLED RAIN		\$2,066.00
COX BUSINESS		\$1,308.25
CRCC		\$6,512.25
CUBBY'S, INC		\$13,758.41
CULLIGAN		\$39.00
DAILY RECORD, THE		\$379.33
DH PACE COMPANY		\$1,049.71
DIETZE MUSIC HOUSE, INC		\$203.52
DOUGLAS COUNTY SHERIFF		\$62,512.40
DR OXYGEN SCIENCE		\$450.00
Edens, Jeremy		\$24.89
EDUCATIONAL RESEARCH IN ACTION, LLC		\$3,771.14
ELECTRICITY, LLC		\$2,794.09
Emary, Rachel		\$232.65
EMBASSY SUITES LINCOLN		\$2,074.00
EMBI TEC		\$206.00
EMERALD LAWN & LANDSCAPE		\$20,450.00
Engel, Olivia		\$20.17
ESU 3		\$40,981.68
FIBER PLATFORM, LLC		\$2,372.11
FIRST STUDENT, INC		\$46,222.92
Fisher, Molly		\$9.43

Vendor Name	Vendor Description	Amount
Fitzgerald, Abby		\$42.90
FLINN SCIENTIFIC CO.		\$46.65
FOLLETT CONTENT SOLUTIONS, LLC		\$2,231.12
FRAN SOLOMON SPEECH SERVICES, LLC		\$4,712.10
GADE, JACQUELYN		\$3.53
GOODWILL INDUSTRIES, INC		\$2,950.00
GRAINGER		\$817.82
Gutz, Stacy		\$98.25
Guynan, Nicole		\$114.16
HEARTLAND FOUNDATION		\$12,540.00
Hoge, Denise		\$388.30
HOME DEPOT PRO, THE		\$10,622.51
HY-VEE INC		\$1,312.55
I3 BANK		\$80.00
INTERSTATE POWER SYSTEMS, INC		\$2,072.61
J.W. PEPPER & SON, INC		\$167.99
Johaneck, Jay		\$94.98
JUST FOR KIDS THERAPY INC		\$23,868.00
Kanger, Madisen		\$33.65
Kienbaum, Angela		\$29.34
KIEWIT LUMINARIUM		\$630.00
Kiger, Emily		\$75.19
Knott, Barbara		\$94.32
Korbel, Alysha		\$86.46
Kramer, Brittany		\$25.94
LANG DIESEL INC		\$106.91
LEARNING FORWARD NEBRASKA		\$450.00
LEONARD, STEPHANIE		\$4,503.60
MADONNA SCHOOL		\$12,120.78
MAPLE 85 PREMIUM LANDSCAPE MULCH CENTER		\$177.00
Matland, Charles		\$74.67
Mattson, Tara		\$47.82
METROPOLITAN UTILITIES DISTRICT		\$21,896.00
MITCHELL, JASON		\$393.79
Mitchell, Millie		\$25.09
MMC MECHANICAL CONTRACTORS, INC		\$12,996.10
Morrison, Tyler		\$32.36
NCS PEARSON, INC		\$258.64
NEBRASKA ASSOC. OF SCHOOL BOARDS		\$820.00
NEBRASKA SAFETY CENTER		\$100.00
Norton, Megan		\$46.50
ODEYS INC		\$4,744.50
OFFICE DEPOT, INC		\$176.79
Ohlson, Calena		\$21.16
OMAHA WORLD-HERALD, THE		\$99.00
ONE SOURCE		\$468.00
OPPD		\$65,680.00
Panning, Emily		\$215.50
PERRY LAW FIRM		\$6,167.87
Plas, Aaron		\$235.80
PORT-A-JOHN INC		\$275.00
PRESTO-X		\$712.00
PRIME SECURED, INC		\$2,832.50
PRO-ED, INC		\$613.80
Reinwald, Alexander		\$53.71

Vendor Name	Vendor Description	Amount
ROSE THEATER		\$325.00
RTG BUILDING SERVICES, INC		\$85,000.00
SCHMITT MUSIC		\$360.00
Sempek, Adam		\$68.12
SHORT ELLIOTT HENDRICKSON, INC		\$4,454.50
Sindelar, Kathryn		\$169.08
SOUNDTRAP US INC		\$516.75
Spilker-Kinning, Jessica		\$336.60
STERICYCLE, INC		\$751.00
Stryker, Jordyn		\$23.58
SUPER DUPER PUBLICATIONS		\$79.85
THEATRICAL MEDIA SERVICES INC		\$150.00
THINK SOCIAL PUBLISHING, INC.		\$393.60
Thoendel, Shannon		\$68.12
TK ELEVATOR CORPORATION		\$179.55
TOKEN FOR TOYS		\$120.00
TRANE US INC		\$2,589.00
US BANK		\$12,238.18
USIC LOCATING SERVICES, LLC		\$58.28
VERIZON		\$703.07
VISITING NURSE HEALTH SERVICES		\$340.00
VOSS, DOUGLAS		\$848.88
WAYNE STATE COLLEGE		\$125.00
WEST MUSIC		\$25.55
WHITE CASTLE ROOFING		\$3,210.00
WOBBLEWORKS, INC		\$199.00
Young, Norise		\$90.52
Fund Number 01		<u>\$554,558.61</u>
Checking Account ID GENERAL		<u>\$554,558.61</u>
QSC BONDS - NLAF		
COMPUTERSHARE TRUST COMPANY, NA		\$3,195,580.00
Fund Number 15		<u>\$3,195,580.00</u>
Checking Account ID QSC		<u>\$3,195,580.00</u>
QSC BONDS -SAVINGS		
COMPUTERSHARE TRUST COMPANY, NA		\$1,004,420.00
Fund Number 16		<u>\$1,004,420.00</u>
Checking Account ID QSCMM		<u>\$1,004,420.00</u>
SPECIAL BUILDING FUND - CHECKING		
DLR GROUP		\$2,250.00
DOUGLAS COUNTY TREASURER		\$32,143.34
HAUSMANN CONSTRUCTION, INC		\$20,000.00
OLSSON ASSOCIATES		\$2,575.25
Fund Number 13		<u>\$56,968.59</u>
Checking Account ID SPECBLDG		<u>\$56,968.59</u>

12/08/2023 02:55 PM

User ID: MDT

Fund Number		Beginning Cash	Revenues	Expenses	Payables Change	Ending Cash
01	GENERAL FUND CHECKING	2,017,025.32	2,004,705.03	(4,130,014.17)	0.00	1,891,716.18
02	NUTRITION SERVICES	900,487.30	280,601.92	(280,823.46)	0.00	900,265.76
03	DEPRECIATION	1,002,621.19	986.86	(20,000.00)	0.00	983,608.05
04	SPECIAL BUILDING FUND - SAVINGS	165,847.06	126.78	0.00	0.00	165,973.84
05	UNEMPLOYMENT - SAVINGS	11,057.39	0.91	0.00	0.00	11,058.30
06	GENERAL - SAVINGS	763,082.88	302,024.18	0.00	0.00	365,107.06
08	BUSINESS ACCT	15,500.00	0.00	0.00	0.00	15,500.00
13	SPECIAL BUILDING FUND - CHECKING	54,537.04	4.23	(9,900.00)	0.00	44,641.27
14	BUILDING FUND - NLAf	11,008,390.60	45,913.91	0.00	0.00	11,054,304.51
15	QSC BONDS - NLAf	3,182,307.20	13,272.80	(105,153.92)	0.00	3,090,426.08
16	QSC BONDS -SAVINGS	952,098.64	3,096.89	(15,596.08)	0.00	939,599.45
18	GENERAL FUND CDARS	5,642,891.68	17,472.34	0.00	0.00	4,360,364.02
19	BUILDING FUND CDARS	1,332,848.67	4,663.70	0.00	0.00	1,337,512.37
20	DEPRECIATION CDARS	2,781,154.61	9,731.37	0.00	0.00	2,790,885.98
21	ACTIVITY FUND	566,188.26	50,704.44	(58,289.68)	0.00	558,603.02
22	STUDENT FEE FUND	37,265.79	1,214.79	0.00	0.00	38,480.58
24	QSC BONDS CDARS	234,118.37	822.10	0.00	0.00	234,940.47
25	BOND FUND	7,478,946.62	51,746.50	0.00	0.00	7,530,693.12
27	UNEMPLOYMENT CDARS	285,555.32	999.16	0.00	0.00	286,554.48
Grand Total:		38,431,923.94	2,788,087.91	(4,619,777.31)	0.00	36,600,234.54

Vendor Name	Vendor Description	Amount
NUTRITION SERVICES		
AMAZON CAPITAL SERVICES		\$29.68
CINTAS CORPORATION		\$1,487.47
FOOD DISTRIBUTION PROGRAM		\$300.80
FRIEDMAN, CORTNIE		\$24.60
HAUCK, MIKAYLA		\$34.55
HILAND DAIRY, INC.		\$25,823.58
JONES, JILL		\$23.60
MMC MECHANICAL CONTRACTORS, INC		\$4,910.70
MURPHY, KATE		\$23.75
MY CENTRAL SUPPLY		\$9,580.20
NEBRASKA SCHOOL NUTRITION ASSOCIATION		\$275.00
OMAHA STEAKS		\$4,245.89
PEPSICO		\$2,459.68
PERFORMANCE FOODSERVICE		\$130,774.76
ROTELLA'S ITALIAN BAKERY		\$5,254.83
US BANK		\$287.97
US FOODS, INC.		\$558.44
Watsabaugh, Tracy		\$209.83
Fund Number 02		<hr/> \$186,305.33
Checking Account ID HOTLUNCH		<hr/> \$186,305.33

Vendor Name	Vendor Description	Amount
ACTIVITY FUND		
ABDOUCH, MIKE		\$75.00
ALZURI, ILIANA		\$50.00
AMAZON CAPITAL SERVICES		\$838.60
Anderson, Michael		\$90.00
ARCHIE, JASMINE		\$320.00
AVEL & CO		\$880.00
BALKOVEC, STEVE		\$240.00
BENNINGTON BOOSTERS CLUB		\$174.00
BERNDT, DAKOTA		\$25.00
BLACK, JEFFREY		\$160.00
BOWERS, RYAN		\$80.00
BRAVO, RICHARD		\$75.00
CASH		\$313.00
CHIPPERFIELD, CRAIG		\$363.38
CLARE, PATRICK		\$122.00
CLARK, KEVIN		\$0.00
COLLINS SPORTS MEDICINE		\$7,107.40
CRETE HIGH SCHOOL		\$423.90
CROWN TROPHY & AWARDS		\$1,013.45
CURZON PROMOTIONAL GRAPHICS		\$225.00
DRISCOLL, COLIN		\$160.00
DUCHESNE ACADEMY		\$181.97
DUHACEK, BRIAN		\$115.00
DUTTON, BILL		\$115.00
ELKHORN NORTH HIGH SCHOOL		\$1,881.40
EVANS CUSTOM APPAREL, INC		\$360.00
FINLEY, GEORGE		\$115.00
FREDRICKS, JON		\$110.00
FULLER-NAUGHTON, KNOX		\$25.00
FUTURE BUSINESS LEADERS OF AMERICA, INC		\$795.00
HAMID, RASHID		\$50.00
HAMMOND, NEIL		\$125.00
HAMPTON INN - KEARNEY		\$1,228.92
HANUS, DAN		\$50.00
HAUFF MID AMERICA SPORTS		\$7,005.51
HEINEMAN, JOHN		\$165.00
HOLIDAY INN EXPRESS LEXINGTON		\$990.00
HOLIDAY INN KEARNEY		\$114.95
HOVEY, AARON		\$400.00
HY-VEE INC		\$292.67
IVENER, CHRISTOPHER		\$160.00
JOSTENS INC		\$1,605.00
KAUFMANN, KALE		\$25.00
KC STAMPEDE		\$550.00
KELLY, JAMES		\$25.00
LARSON, MICHAEL		\$122.00
LEWIS, CHARLES		\$180.00
LEWIS, RYAN		\$180.00
MAKOVICKA, ALAN		\$122.00
MAR, KEVIN		\$180.00
MATSIMA, NDUMA		\$75.00
METZGER, CHAD		\$240.00
NEBRASKA BASKETBALL DEVELOPMENT ASSOC		\$85.00
NEBRASKA COACHES ASSOC		\$490.00
NELSON, STEVEN		\$115.00

Vendor Name	Vendor Description	Amount
NELSON, ZAXTON		\$25.00
Newburn, Bronson		\$400.00
NORRIS HIGH SCHOOL		\$944.00
NSAA		\$7,535.46
PAPROCKI, CASEY		\$400.00
PAVICH, JUSTIN		\$180.00
PISASALE, PHILIP		\$400.00
RADDATZ, DAVID		\$50.00
RAMAEKER, ANDY		\$320.00
RAMAEKER, ANTHONY		\$700.00
REESE, BRIAN		\$180.00
REIMER, SARAH		\$297.50
RIDDELL ALL AMERICAN SPORTS CORP		\$455.04
ROBERTS, QUINN		\$25.00
ROBINSON, JOHN		\$80.00
SCHOLASTIC BOOK FAIRS - 8		\$1,960.65
SKILLSUSA INC		\$552.00
SMITH, ADAM		\$122.00
SMITH, SHANE		\$115.00
ST MARY'S CATHOLIC SCHOOL		\$50.00
STEPANEK, NEAL		\$400.00
STERNBERG, PAXTON		\$400.00
STYLEPLUS		\$86.00
THERNES, MATT		\$90.00
US BANK		\$7,312.05
VALENTINO'S BENNINGTON		\$113.68
VEJVODA, JOHN		\$240.00
VONREIN, MARIANN		\$140.00
VOSS, DOUGLAS		\$400.00
WAGEMAN, JOSHUA		\$50.00
WALSWORTH		\$1,904.15
WEAVER, ADAM		\$160.00
WELLWOOD, GERALD		\$400.00
WHITE, WEYLON		\$400.00
WILKINSON, MATT		\$122.00
WOLF, JACOB		\$180.00
Zabel, Brody		\$90.00
Fund Number 21		<u>\$58,289.68</u>
Checking Account ID	ACTIVITY	<u>\$58,289.68</u>

Regular; Beginning Month 11/2023; Processing Month 11/2023; Accounts to Include Accounts with Activity; Fund Number 21

Fund: 21 ACTIVITY FUND

<u>Chart of Account Number</u>	<u>Chart of Account Description</u>	<u>Beginning Balance</u>	<u>Expenses</u>	<u>Revenues</u>	<u>Balance Change</u>	<u>Balance</u>
21 765 0100	HS Athletics	42,340.54	2,581.43	600.22	0.00	40,359.33
21 765 0101	BMS Athletics	17,933.43	47.71	0.00	0.00	17,885.72
21 765 0102	BSMS Athletics	5,139.53	699.90	0.00	0.00	4,439.63
21 765 0105	Football	35,044.26	13,498.49	20,053.30	0.00	41,599.07
21 765 0110	BMS Football	(6,707.66)	25.00	0.00	0.00	(6,732.66)
21 765 0111	Varsity Track	5,341.44	0.00	0.00	0.00	5,341.44
21 765 0112	BMS Track	(2,655.61)	0.00	0.00	0.00	(2,655.61)
21 765 0113	Athletic Training	4,500.54	7,313.08	0.00	0.00	(2,812.54)
21 765 0114	Uniforms	8,678.62	6,394.24	0.00	0.00	2,284.38
21 765 0115	Volleyball	4,098.04	1,713.03	0.00	0.00	2,385.01
21 765 0116	Lodging/Meals	9,367.06	2,975.87	0.00	0.00	6,391.19
21 765 0117	Dues/Fees	906.73	0.00	0.00	0.00	906.73
21 765 0118	Cross Country Club	2,755.60	228.60	460.00	0.00	2,987.00
21 765 0119	Baseball	7,584.75	0.00	0.00	0.00	7,584.75
21 765 0120	BMS Volleyball	5,610.11	0.00	0.00	0.00	5,610.11
21 765 0121	BSMS Football	0.00	75.00	0.00	0.00	(75.00)
21 765 0122	BSMS Track	569.00	0.00	0.00	0.00	569.00
21 765 0123	BSMS Volleyball	1,291.84	50.00	0.00	0.00	1,241.84
21 765 0124	BSMS Boys' Basketball	656.28	1,989.90	1,469.50	0.00	135.88
21 765 0125	Boys' Basketball	1,497.34	810.00	886.50	0.00	1,573.84
21 765 0130	BMS Boys' Basketball	(544.16)	1,040.00	1,137.00	0.00	(447.16)
21 765 0135	Girls' Basketball	1,056.07	625.00	886.50	0.00	1,317.57
21 765 0140	BMS Girls' Basketball	(3,093.41)	0.00	0.00	0.00	(3,093.41)
21 765 0141	Baseball Club	2,963.09	0.00	0.00	0.00	2,963.09
21 765 0142	Volleyball Club	7,641.77	0.00	2,486.00	0.00	10,127.77
21 765 0143	BSMS Girls' Basketball	0.00	0.00	0.00	0.00	0.00
21 765 0145	Cross Country	4,205.83	410.46	0.00	0.00	3,795.37
21 765 0146	BMS Cross Country	(1,113.81)	0.00	0.00	0.00	(1,113.81)
21 765 0147	BSMS Cross Country	0.00	0.00	0.00	0.00	0.00
21 765 0150	Boys' Golf	3,219.35	0.00	0.00	0.00	3,219.35
21 765 0151	Softball Club	5,284.47	577.88	0.00	0.00	4,706.59
21 765 0152	Boys' Soccer	2,671.33	0.00	0.00	0.00	2,671.33
21 765 0153	Boys' Soccer Fundraising	3,144.21	0.00	775.65	0.00	3,919.86
21 765 0155	Girls' Golf	2,499.37	655.07	245.00	0.00	2,089.30
21 765 0156	Girls' Tennis	1,948.10	0.00	0.00	0.00	1,948.10
21 765 0164	Girls' Soccer	4,328.79	0.00	0.00	0.00	4,328.79

Regular; Beginning Month 11/2023; Processing Month 11/2023; Accounts to Include Accounts with Activity; Fund Number 21

Fund: 21 ACTIVITY FUND

<u>Chart of Account Number</u>	<u>Chart of Account Description</u>	<u>Beginning Balance</u>	<u>Expenses</u>	<u>Revenues</u>	<u>Balance Change</u>	<u>Balance</u>
21 765 0165	Girls' Soccer Fundraising	5,873.55	0.00	0.00	0.00	5,873.55
21 765 0166	Girls' Tennis Club	1,695.29	0.00	0.00	0.00	1,695.29
21 765 0180	Wrestling	3,516.96	3,350.00	0.00	0.00	166.96
21 765 0185	BMS Wrestling	(3,620.90)	0.00	0.00	0.00	(3,620.90)
21 765 0186	BSMS Wrestling	262.00	0.00	0.00	0.00	262.00
21 765 0190	Girls' Softball	6,021.35	0.00	0.00	0.00	6,021.35
21 765 0191	Unified Bowling	2,357.25	0.00	850.00	0.00	3,207.25
21 765 0193	Girls' Golf Club	1,152.63	0.00	0.00	0.00	1,152.63
21 765 0195	Track Club	14,207.90	515.57	0.00	0.00	13,692.33
21 765 0196	Football Club	9,601.98	408.36	0.00	0.00	9,193.62
21 765 0197	Wrestling Club	683.50	421.62	0.00	0.00	261.88
21 765 0200	Band	9,719.10	1,099.45	4,213.14	0.00	12,832.79
21 765 0210	BE Band Resale	73.56	0.00	0.00	0.00	73.56
21 765 0215	PC Band Resale	30.90	0.00	0.00	0.00	30.90
21 765 0220	HE Band Resale	167.23	0.00	0.00	0.00	167.23
21 765 0221	AP Band Resale	135.54	0.00	0.00	0.00	135.54
21 765 0250	Band Fundraising	(700.00)	0.00	0.00	0.00	(700.00)
21 765 0300	Dance Team	(11,429.22)	185.37	4,311.66	0.00	(7,302.93)
21 765 0351	Wrestling Cheerleading	877.34	0.00	0.00	0.00	877.34
21 765 0355	Varsity Cheerleading	1,620.13	605.00	1,965.45	0.00	2,980.58
21 765 0425	Prom	7,260.48	0.00	0.00	0.00	7,260.48
21 765 0450	Skills USA/VICA	6,616.15	552.00	0.00	0.00	6,064.15
21 765 0501	B-Club	222.58	0.00	0.00	0.00	222.58
21 765 0505	PC Student Council	82.86	0.00	0.00	0.00	82.86
21 765 0510	HE Student Council	1,274.83	0.00	0.00	0.00	1,274.83
21 765 0511	AP Student Council	754.74	0.00	0.00	0.00	754.74
21 765 0512	SE Student Council	(681.90)	76.61	0.00	0.00	(758.51)
21 765 0550	BE Miscellaneous	6,993.85	109.98	137.62	0.00	7,021.49
21 765 0555	BE Yearbook	1,629.23	0.00	0.00	0.00	1,629.23
21 765 0556	Elementary Spanish	(428.20)	0.00	0.00	0.00	(428.20)
21 765 0557	PC Miscellaneous	9,933.43	171.60	641.88	0.00	10,403.71
21 765 0558	PC Yearbook	50.60	0.00	0.00	0.00	50.60
21 765 0560	HE Miscellaneous	4,781.67	83.68	137.62	0.00	4,835.61
21 765 0561	AP Miscellaneous	8,602.09	0.00	137.62	0.00	8,739.71
21 765 0566	AP Yearbook	1,420.00	0.00	0.00	0.00	1,420.00
21 765 0567	SE Miscellaneous	(239.00)	176.44	137.62	0.00	(277.82)

Regular; Beginning Month 11/2023; Processing Month 11/2023; Accounts to Include Accounts with Activity; Fund Number 21

Fund: 21 ACTIVITY FUND

<u>Chart of Account Number</u>	<u>Chart of Account Description</u>	<u>Beginning Balance</u>	<u>Expenses</u>	<u>Revenues</u>	<u>Balance Change</u>	<u>Balance</u>
21 765 0568	SE Yearbook	114.30	0.00	0.00	0.00	114.30
21 765 0590	BE Student Council	1,917.99	0.00	0.00	0.00	1,917.99
21 765 0600	FBLA	6,492.09	795.00	0.00	0.00	5,697.09
21 765 0601	BMS FBLA	91.00	0.00	0.00	0.00	91.00
21 765 0650	Fine Arts	113.48	1,010.26	0.00	0.00	(896.78)
21 765 0651	Play Production	1,740.09	0.00	0.00	0.00	1,740.09
21 765 0652	Speech	344.21	0.00	167.90	0.00	512.11
21 765 0700	Foreign Language Club (Spanish)	844.08	0.00	0.00	0.00	844.08
21 765 0720	French	520.51	29.70	0.00	0.00	490.81
21 765 0750	Journalism	1,854.16	1,904.15	180.00	0.00	130.01
21 765 0800	High School Misc	13,564.61	874.85	459.35	0.00	13,149.11
21 765 0801	HS Robotics	596.00	0.00	1,974.00	0.00	2,570.00
21 765 0802	Quiz Bowl	378.90	50.00	0.00	0.00	328.90
21 765 0803	BMS Robotics	92.00	0.00	0.00	0.00	92.00
21 765 0804	Multi Cultural Club	481.57	0.00	379.00	0.00	860.57
21 765 0805	Youth Boys' Basketball	8,889.70	0.00	102.95	0.00	8,992.65
21 765 0806	Outdoor Club	2,414.33	149.38	0.00	0.00	2,264.95
21 765 0807	Key Club	4,172.84	501.62	429.10	0.00	4,100.32
21 765 0809	National Honor Society	164.40	0.00	0.00	0.00	164.40
21 765 0811	Prism Club	1,200.00	0.00	0.00	0.00	1,200.00
21 765 0815	Landscaping Fund	314.47	0.00	0.00	0.00	314.47
21 765 0820	Environmental Science	103.33	0.00	0.00	0.00	103.33
21 765 0825	Girls' Youth Basketball	2,532.11	0.00	60.00	0.00	2,592.11
21 765 0830	PSAT/AP	9,435.50	0.00	0.00	0.00	9,435.50
21 765 0835	Drivers' Education	353.00	0.00	0.00	0.00	353.00
21 765 0845	BMS Yearbook	3,704.09	0.00	0.00	0.00	3,704.09
21 765 0846	BSMS Yearbook	712.47	0.00	0.00	0.00	712.47
21 765 0855	Boys' Youth Golf	3,165.63	0.00	0.00	0.00	3,165.63
21 765 0856	Girls' Youth Golf	472.61	0.00	0.00	0.00	472.61
21 765 0860	BMS Engineering	1,343.45	0.00	0.00	0.00	1,343.45
21 765 0865	HS Engineering	517.92	0.00	0.00	0.00	517.92
21 765 0870	BMS Leadership Group	63.86	0.00	0.00	0.00	63.86
21 765 0875	Wellness	3,157.71	0.00	0.00	0.00	3,157.71
21 765 0880	Facilities Use	144,976.95	0.00	850.00	0.00	145,826.95
21 765 0890	HS Student Senate	32,519.47	1,350.39	0.00	0.00	31,169.08
21 765 0891	BMS Student Senate	1,542.87	0.00	0.00	0.00	1,542.87

Regular; Beginning Month 11/2023; Processing Month 11/2023; Accounts to Include Accounts with Activity; Fund Number 21

Fund: 21 ACTIVITY FUND

<u>Chart of Account Number</u>	<u>Chart of Account Description</u>	<u>Beginning Balance</u>	<u>Expenses</u>	<u>Revenues</u>	<u>Balance Change</u>	<u>Balance</u>
21 765 0892	BMS Cooking Club	1,900.18	79.84	0.00	0.00	1,820.34
21 765 0893	BMS Miscellaneous	1,678.64	99.87	137.62	0.00	1,716.39
21 765 0894	BSMS Student Senate	1,086.98	0.00	0.00	0.00	1,086.98
21 765 0895	BSMS Cooking Club	1,449.67	142.78	0.00	0.00	1,306.89
21 765 0896	BSMS Miscellaneous	0.00	0.00	137.62	0.00	137.62
21 765 0900	Music	4,592.07	0.00	1,719.75	0.00	6,311.82
21 765 0910	Musical	13,683.21	0.00	0.00	0.00	13,683.21
21 765 0916	BMS Music Resale	223.19	0.00	0.00	0.00	223.19
21 765 0917	BSMS Music Resale	15.00	0.00	0.00	0.00	15.00
21 765 0950	Vocational	183.96	0.00	0.00	0.00	183.96
21 765 0952	Art Lab	501.49	0.00	0.00	0.00	501.49
21 765 0955	Shop	(1,135.05)	0.00	50.00	0.00	(1,085.05)
21 765 0970	HS Library	499.71	0.00	0.00	0.00	499.71
21 765 0971	PC Library	3,361.02	0.00	130.82	0.00	3,491.84
21 765 0972	SE Library	1,384.89	0.00	0.00	0.00	1,384.89
21 765 0975	BE Library	3,471.00	0.00	0.00	0.00	3,471.00
21 765 0976	AP Library	2,572.99	975.00	1,142.45	0.00	2,740.44
21 765 0995	HE Library	2,519.22	524.05	30.49	0.00	2,025.66
21 765 0996	BMS Library	5,458.54	52.85	0.00	0.00	5,405.69
21 765 0997	BSMS Library	457.64	283.60	1,173.06	0.00	1,347.10
21 765 1410	Interest	2,699.87	0.00	48.05	0.00	2,747.92
Fund Total: 21		566,188.26	58,289.68	50,704.44	0.00	558,603.02

Regular; Processing Month 11/2023; Accounts to Include Accounts with Activity

Fund: 01 GENERAL FUND CHECKING

<u>Account Number</u>	<u>Description</u>	<u>Revised Budget</u>	<u>During Month</u>	<u>To Date</u>
01 1370	PRESCHOOL TUITION AND FEES	0.00	4,375.00	13,125.00
01 1410	TRANS REC FROM INDIVIDUALS - REG	0.00	26,146.64	27,852.98
01 1510	INTEREST ON INVESTMENTS	0.00	101.63	294.57
01 1910	RENTAL OF SCHOOL EQUIPMENT & FACILITIES	0.00	13,750.14	13,750.14
01 1990	OTHER LOCAL RECEIPTS	0.00	0.00	449.00
Subtotal: LOCAL RECIEPTS		0.00	44,373.41	55,471.69
01 2210	ED SERVICE UNIT RECEIPTS	0.00	177.62	177.62
Subtotal: 2000		0.00	177.62	177.62
01 3110	STATE AID	0.00	1,959,554.00	5,878,662.00
01 3535	PAYMENTS FOR HIGH ABILITY LEARNERS	0.00	0.00	32,307.00
Subtotal: 3000		0.00	1,959,554.00	5,910,969.00
01 4709	MEDICAID ADMINISTRATIVE ACTIVITIES	0.00	0.00	4,058.23
Subtotal: 4000		0.00	0.00	4,058.23
01 5300	SALE OF PROPERTY	0.00	600.00	600.00
Subtotal: 5000		0.00	600.00	600.00
Fund Total:		0.00	2,004,705.03	5,971,276.54

Fund: 02 NUTRITION SERVICES

<u>Account Number</u>	<u>Description</u>	<u>Revised Budget</u>	<u>During Month</u>	<u>To Date</u>
02 1510	INTEREST ON INVESTMENTS	0.00	80.67	254.59
02 1611	DAILY SALES - SCHOOL LUNCH PROGRAM	0.00	0.00	152,681.32
02 1620	DAILY SALES - NON-REIMB PROGRAMS	0.00	155,559.91	325,304.90
02 1990	MISCELLANEOUS LOCAL RECEIPTS	0.00	4,184.93	6,974.54
Subtotal: LOCAL RECIEPTS		0.00	159,825.51	485,215.35
02 3150	STATE REIMBURSEMENT(OF NUTRITION PROG)	0.00	120,776.41	153,211.84
Subtotal: 3000		0.00	120,776.41	153,211.84
Fund Total:		0.00	280,601.92	638,427.19

Fund: 03 DEPRECIATION

<u>Account Number</u>	<u>Description</u>	<u>Revised Budget</u>	<u>During Month</u>	<u>To Date</u>
03 1510	INTEREST ON INVESTMENTS	0.00	986.86	3,061.39
Subtotal: LOCAL RECIEPTS		0.00	986.86	3,061.39
Fund Total:		0.00	986.86	3,061.39

Fund: 04 SPECIAL BUILDING FUND - SAVINGS

<u>Account Number</u>	<u>Description</u>	<u>Revised Budget</u>	<u>During Month</u>	<u>To Date</u>
04 1100	TAXES	0.00	58.61	1,003.86
04 1510	INTEREST ON INVESTMENTS	0.00	68.17	206.36
Subtotal: LOCAL RECIEPTS		0.00	126.78	1,210.22
Fund Total:		0.00	126.78	1,210.22

Fund: 05 UNEMPLOYMENT - SAVINGS

<u>Account Number</u>	<u>Description</u>	<u>Revised Budget</u>	<u>During Month</u>	<u>To Date</u>
05 1510	INTEREST ON INVESTMENTS	0.00	0.91	2.76
Subtotal: LOCAL RECIEPTS		0.00	0.91	2.76
Fund Total:		0.00	0.91	2.76

Fund: 06 GENERAL - SAVINGS

<u>Account Number</u>	<u>Description</u>	<u>Revised Budget</u>	<u>During Month</u>	<u>To Date</u>
06 1100	TAXES	0.00	301,552.99	1,927,808.29
06 1510	INTEREST ON INVESTMENTS	0.00	471.19	1,116.89
Subtotal: LOCAL RECIEPTS		0.00	302,024.18	1,928,925.18

Regular; Processing Month 11/2023; Accounts to Include Accounts with Activity

Fund: 06 GENERAL - SAVINGS

<u>Account Number</u>	<u>Description</u>	<u>Revised Budget</u>	<u>During Month</u>	<u>To Date</u>
	Fund Total:	0.00	302,024.18	1,928,925.18

Fund: 13 SPECIAL BUILDING FUND - CHECKING

<u>Account Number</u>	<u>Description</u>	<u>Revised Budget</u>	<u>During Month</u>	<u>To Date</u>
13 1510	INTEREST ON INVESTMENTS	0.00	4.23	15.90
	Subtotal: LOCAL RECIEPTS	0.00	4.23	15.90
	Fund Total:	0.00	4.23	15.90

Fund: 14 BUILDING FUND - NLAFF

<u>Account Number</u>	<u>Description</u>	<u>Revised Budget</u>	<u>During Month</u>	<u>To Date</u>
14 1510	Interest on Investments	0.00	45,913.91	138,402.09
	Subtotal: LOCAL RECIEPTS	0.00	45,913.91	138,402.09
	Fund Total:	0.00	45,913.91	138,402.09

Fund: 15 QSC BONDS - NLAFF

<u>Account Number</u>	<u>Description</u>	<u>Revised Budget</u>	<u>During Month</u>	<u>To Date</u>
15 1510	Interest on Investments	0.00	13,272.80	40,009.30
	Subtotal: LOCAL RECIEPTS	0.00	13,272.80	40,009.30
	Fund Total:	0.00	13,272.80	40,009.30

Fund: 16 QSC BONDS -SAVINGS

<u>Account Number</u>	<u>Description</u>	<u>Revised Budget</u>	<u>During Month</u>	<u>To Date</u>
16 1100	TAXES	0.00	2,125.50	36,447.85
16 1510	Interest on Investments	0.00	971.39	2,914.06
	Subtotal: LOCAL RECIEPTS	0.00	3,096.89	39,361.91
	Fund Total:	0.00	3,096.89	39,361.91

Fund: 18 GENERAL FUND CDARS

<u>Account Number</u>	<u>Description</u>	<u>Revised Budget</u>	<u>During Month</u>	<u>To Date</u>
18 1510	Interest on Investments	0.00	17,472.34	66,443.68
	Subtotal: LOCAL RECIEPTS	0.00	17,472.34	66,443.68
	Fund Total:	0.00	17,472.34	66,443.68

Fund: 19 BUILDING FUND CDARS

<u>Account Number</u>	<u>Description</u>	<u>Revised Budget</u>	<u>During Month</u>	<u>To Date</u>
19 1510	Interest on Investments	0.00	4,663.70	13,552.47
	Subtotal: LOCAL RECIEPTS	0.00	4,663.70	13,552.47
	Fund Total:	0.00	4,663.70	13,552.47

Fund: 20 DEPRECIATION CDARS

<u>Account Number</u>	<u>Description</u>	<u>Revised Budget</u>	<u>During Month</u>	<u>To Date</u>
20 1510	Interest on Investments	0.00	9,731.37	28,278.85
	Subtotal: LOCAL RECIEPTS	0.00	9,731.37	28,278.85
	Fund Total:	0.00	9,731.37	28,278.85

Fund: 21 ACTIVITY FUND

<u>Account Number</u>	<u>Description</u>	<u>Revised Budget</u>	<u>During Month</u>	<u>To Date</u>
21 1710 1510	Interest on Investments	0.00	48.05	496.10
21 1990 0100	HS Athletics	0.00	600.22	(73,025.22)
21 1990 0101	BMS Athletics	0.00	0.00	21,500.00
21 1990 0102	BSMS Athletics	0.00	0.00	22,000.00
21 1990 0105	Football	0.00	20,053.30	59,515.35
21 1990 0110	BMS Football	0.00	0.00	812.80
21 1990 0113	Athletic Training	0.00	0.00	8,000.00
21 1990 0114	Uniforms	0.00	0.00	16,425.00
21 1990 0115	Volleyball	0.00	0.00	9,656.00
21 1990 0116	Lodging/Meals	0.00	0.00	6,500.00

Regular; Processing Month 11/2023; Accounts to Include Accounts with Activity

Fund: 21	ACTIVITY FUND			
<u>Account Number</u>	<u>Description</u>	<u>Revised Budget</u>	<u>During Month</u>	<u>To Date</u>
21 1990 0117	Dues/Fees	0.00	0.00	48.00
21 1990 0118	Cross Country Club	0.00	460.00	1,652.00
21 1990 0120	BMS Volleyball	0.00	0.00	2,060.00
21 1990 0121	BSMS Football	0.00	0.00	2,094.75
21 1990 0123	BSMS Volleyball	0.00	0.00	2,535.25
21 1990 0124	BSMS Boys' Basketball	0.00	1,469.50	2,349.56
21 1990 0125	Boys' Basketball	0.00	886.50	886.50
21 1990 0130	BMS Boys' Basketball	0.00	1,137.00	1,289.00
21 1990 0135	Girls' Basketball	0.00	886.50	1,386.50
21 1990 0142	Volleyball Club	0.00	2,486.00	4,068.00
21 1990 0145	Cross Country	0.00	0.00	1,450.00
21 1990 0146	BMS Cross Country	0.00	0.00	175.00
21 1990 0150	Boys' Golf	0.00	0.00	3,075.00
21 1990 0151	Softball Club	0.00	0.00	3,340.00
21 1990 0152	Boys' Soccer	0.00	0.00	500.00
21 1990 0153	Boys' Soccer Fundraising	0.00	775.65	775.65
21 1990 0155	Girls' Golf	0.00	245.00	5,220.00
21 1990 0156	Girls' Tennis	0.00	0.00	2,000.00
21 1990 0164	Girls' Soccer	0.00	0.00	500.00
21 1990 0180	Wrestling	0.00	0.00	350.00
21 1990 0186	BSMS Wrestling	0.00	0.00	0.00
21 1990 0190	Girls' Softball	0.00	0.00	3,802.00
21 1990 0191	Unified Bowling	0.00	850.00	850.00
21 1990 0193	Girls' Golf Club	0.00	0.00	2,105.00
21 1990 0195	Track Club	0.00	0.00	0.00
21 1990 0196	Football Club	0.00	0.00	1,586.00
21 1990 0197	Wrestling Club	0.00	0.00	0.00
21 1990 0200	Band	0.00	4,213.14	13,021.89
21 1990 0220	HE Band Resale	0.00	0.00	0.00
21 1990 0221	AP Band Resale	0.00	0.00	270.00
21 1990 0300	Dance Team	0.00	4,311.66	24,705.38
21 1990 0355	Varsity Cheerleading	0.00	1,965.45	6,690.44
21 1990 0450	Skills USA/VICA	0.00	0.00	550.00
21 1990 0550	BE Miscellaneous	0.00	137.62	335.00
21 1990 0557	PC Miscellaneous	0.00	641.88	863.27
21 1990 0558	PC Yearbook	0.00	0.00	50.60
21 1990 0560	HE Miscellaneous	0.00	137.62	410.38
21 1990 0561	AP Miscellaneous	0.00	137.62	337.33
21 1990 0567	SE Miscellaneous	0.00	137.62	281.12
21 1990 0600	FBLA	0.00	0.00	961.00
21 1990 0652	Speech	0.00	167.90	167.90
21 1990 0750	Journalism	0.00	180.00	2,280.00
21 1990 0800	High School Misc	0.00	459.35	1,460.74
21 1990 0801	First Robotics	0.00	1,974.00	2,274.00
21 1990 0804	Multi Cultural Club	0.00	379.00	379.00
21 1990 0805	Youth Boys' Basketball	0.00	102.95	3,192.95
21 1990 0806	Outdoor Club	0.00	0.00	90.00
21 1990 0807	Key Club	0.00	429.10	429.10
21 1990 0811	Prism Club	0.00	0.00	1,200.00
21 1990 0825	Youth Girls' Basketball	0.00	60.00	3,150.00
21 1990 0875	Wellness	0.00	0.00	1,605.00
21 1990 0880	Facilities Use	0.00	850.00	9,500.00
21 1990 0890	HS Student Senate	0.00	0.00	12,354.11
21 1990 0891	BMS Student Senate	0.00	0.00	0.00

Regular; Processing Month 11/2023; Accounts to Include Accounts with Activity

Fund: 21 ACTIVITY FUND				
<u>Account Number</u>	<u>Description</u>	<u>Revised Budget</u>	<u>During Month</u>	<u>To Date</u>
21 1990 0892	BMS Cooking Club	0.00	0.00	1,615.00
21 1990 0893	BMS Miscellaneous	0.00	137.62	342.07
21 1990 0894	BSMS Student Senate	0.00	0.00	625.00
21 1990 0895	BSMS Cooking Club	0.00	0.00	1,275.00
21 1990 0896	BSMS Miscellaneous	0.00	137.62	388.37
21 1990 0900	Music	0.00	1,719.75	1,719.75
21 1990 0955	Shop	0.00	50.00	1,280.00
21 1990 0971	PC Library	0.00	130.82	2,050.51
21 1990 0972	SE Library	0.00	0.00	653.38
21 1990 0975	BE Library	0.00	0.00	779.50
21 1990 0976	AP Library	0.00	1,142.45	1,156.36
21 1990 0995	HE Library	0.00	30.49	603.47
21 1990 0996	BMS Library	0.00	0.00	835.77
21 1990 0997	BSMS Library	0.00	1,173.06	1,173.06
Subtotal: LOCAL RECIEPTS		0.00	50,704.44	217,034.69
Fund Total:		0.00	50,704.44	217,034.69
Fund: 22 STUDENT FEE FUND				
<u>Account Number</u>	<u>Description</u>	<u>Revised Budget</u>	<u>During Month</u>	<u>To Date</u>
22 1741 5100	Cooperative Loss	0.00	1,214.79	3,653.95
Subtotal: LOCAL RECIEPTS		0.00	1,214.79	3,653.95
Fund Total:		0.00	1,214.79	3,653.95
Fund: 24 QSC BONDS CDARS				
<u>Account Number</u>	<u>Description</u>	<u>Revised Budget</u>	<u>During Month</u>	<u>To Date</u>
24 1510	Interest on Investments	0.00	822.10	2,388.98
Subtotal: LOCAL RECIEPTS		0.00	822.10	2,388.98
Fund Total:		0.00	822.10	2,388.98
Fund: 25 BOND FUND				
<u>Account Number</u>	<u>Description</u>	<u>Revised Budget</u>	<u>During Month</u>	<u>To Date</u>
25 1100	Local Property Taxes	0.00	20,507.55	353,676.15
25 1510	Interest on Investments	0.00	31,238.95	92,748.85
Subtotal: LOCAL RECIEPTS		0.00	51,746.50	446,425.00
Fund Total:		0.00	51,746.50	446,425.00
Fund: 27 UNEMPLOYMENT CDARS				
<u>Account Number</u>	<u>Description</u>	<u>Revised Budget</u>	<u>During Month</u>	<u>To Date</u>
27 1510	Interest on Investments	0.00	999.16	2,903.46
Subtotal: LOCAL RECIEPTS		0.00	999.16	2,903.46
Fund Total:		0.00	999.16	2,903.46
		<u>Revised Budget</u>	<u>During Month</u>	<u>To Date</u>
Grand Total:		0.00	2,788,087.91	9,541,373.56

Account Number	Account Description	Revised Budget	Expended During Month	Expenditures to Date	% of Budget	Balance at EOM	P/ O Outstanding	Unencumbered Balance
01	GENERAL FUND CHECKING							
1100	REGULAR INSTRUCTIONAL PROGRAMS							
01 1100 110 000	REG INSTR - SALARIES NON-INSTR DIST	36,504.00	3,297.29	9,674.09	26.50	26,829.91	0.00	26,829.91
01 1100 111 000	REG INSTR - SALARIES TEACHERS DIST	314,087.37	12,471.51	37,414.53	11.91	276,672.84	0.00	276,672.84
01 1100 111 001	REG INSTR - SALARIES TEACHERS HS	3,511,777.92	278,100.17	838,816.41	23.89	2,672,961.51	0.00	2,672,961.51
01 1100 111 002	REG INSTR - SALARIES TEACHERS BE	1,394,310.77	119,696.76	364,462.48	26.14	1,029,848.29	0.00	1,029,848.29
01 1100 111 003	REG INSTR - SALARIES TEACHERS PC	2,039,078.42	174,734.06	512,768.50	25.15	1,526,309.92	0.00	1,526,309.92
01 1100 111 004	REG INSTR - SALARIES TEACHERS HE	1,760,304.63	138,560.18	427,814.24	24.30	1,332,490.39	0.00	1,332,490.39
01 1100 111 005	REG INSTR - SALARIES TEACHERS BMS	1,867,830.73	154,159.37	466,548.03	24.98	1,401,282.70	0.00	1,401,282.70
01 1100 111 006	REG INSTR - SALARIES TEACHERS AP	1,442,715.00	125,360.32	418,080.96	28.98	1,024,634.04	0.00	1,024,634.04
01 1100 111 007	REG INSTR - SALARIES TEACHERS SE	1,297,756.00	107,384.93	364,842.61	28.11	932,913.39	0.00	932,913.39
01 1100 111 008	REG INSTR - SALARIES TEACHERS BSMS	2,437,133.15	199,154.10	597,462.30	24.51	1,839,670.85	0.00	1,839,670.85
01 1100 112 001	REG INSTR - SALARIES INSTR AIDES HS	46,772.25	2,648.81	7,425.14	15.88	39,347.11	0.00	39,347.11
01 1100 112 002	REG INSTR - SALARIES INSTR AIDES BE	19,558.50	0.00	0.00	0.00	19,558.50	0.00	19,558.50
01 1100 112 003	REG INSTR - SALARIES INSTR AIDES PC	0.00	0.00	0.00	0.00	0.00	0.00	0.00
01 1100 112 004	REG INSTR - SALARIES INSTR AIDES HE	19,558.50	0.00	0.00	0.00	19,558.50	0.00	19,558.50
01 1100 112 005	REG INSTR - SALARIES INSTR AIDES BMS	0.00	0.00	0.00	0.00	0.00	0.00	0.00
01 1100 112 006	REG INSTR - SALARIES INSTR AIDES AP	0.00	0.00	0.00	0.00	0.00	0.00	0.00
01 1100 112 007	REG INSTR - SALARIES INSTR AIDES SE	0.00	0.00	0.00	0.00	0.00	0.00	0.00
01 1100 112 008	REG INSTR - SALARIES INSTR AIDES BSMS	0.00	0.00	0.00	0.00	0.00	0.00	0.00
01 1100 120 001	REG INSTR - SUBS NON-INSTR HS	0.00	2,204.78	9,718.00	0.00	(9,718.00)	0.00	(9,718.00)
01 1100 120 005	REG INSTR - SUBS NON-INSTR BMS	0.00	804.36	823.38	0.00	(823.38)	0.00	(823.38)
01 1100 122 001	REG INSTR - SUB AIDES/ASST HS	0.00	0.00	0.00	0.00	0.00	0.00	0.00
01 1100 122 002	REG INSTR - SUB AIDES/ASST BE	0.00	46.62	46.62	0.00	(46.62)	0.00	(46.62)
01 1100 122 003	REG INSTR - SUB AIDES/ASST PC	0.00	0.00	0.00	0.00	0.00	0.00	0.00
01 1100 122 004	REG INSTR - SUB AIDES/ASST HE	0.00	0.00	0.00	0.00	0.00	0.00	0.00
01 1100 122 005	REG INSTR - SUB AIDES/ASST BMS	0.00	56.80	56.80	0.00	(56.80)	0.00	(56.80)
01 1100 122 006	REG INSTR - SUB AIDES/ASST AP	0.00	0.00	0.00	0.00	0.00	0.00	0.00
01 1100 122 007	REG INSTR - SUB AIDES/ASST SE	0.00	0.00	0.00	0.00	0.00	0.00	0.00
01 1100 122 008	REG INSTR - SUB AIDES/ASST BSMS	0.00	130.06	130.06	0.00	(130.06)	0.00	(130.06)
01 1100 123 001	REG INSTR - SUB TEACHERS HS	0.00	9,645.00	26,902.50	0.00	(26,902.50)	0.00	(26,902.50)
01 1100 123 002	REG INSTR - SUB TEACHERS BE	0.00	12,712.50	26,610.00	0.00	(26,610.00)	0.00	(26,610.00)
01 1100 123 003	REG INSTR - SUB TEACHERS PC	0.00	9,307.50	24,697.50	0.00	(24,697.50)	0.00	(24,697.50)
01 1100 123 004	REG INSTR - SUB TEACHERS HE	0.00	3,960.00	10,942.50	0.00	(10,942.50)	0.00	(10,942.50)
01 1100 123 005	REG INSTR - SUB TEACHERS BMS	0.00	4,702.50	16,957.50	0.00	(16,957.50)	0.00	(16,957.50)
01 1100 123 006	REG INSTR - SUB TEACHERS AP	0.00	3,547.50	7,837.50	0.00	(7,837.50)	0.00	(7,837.50)
01 1100 123 007	REG INSTR - SUB TEACHERS SE	0.00	3,382.50	7,837.50	0.00	(7,837.50)	0.00	(7,837.50)
01 1100 123 008	REG INSTR - SUB TEACHERS BSMS	0.00	6,930.00	12,705.00	0.00	(12,705.00)	0.00	(12,705.00)
01 1100 130 000	REG INSTR - OT SALARIES NON-INSTR DIST	0.00	659.97	2,411.64	0.00	(2,411.64)	0.00	(2,411.64)
01 1100 130 001	REG INSTR - OT SALARIES NON-INSTR HS	0.00	0.00	0.00	0.00	0.00	0.00	0.00
01 1100 132 001	REG INSTR - OT SALARIES AIDES HS	0.00	0.00	0.00	0.00	0.00	0.00	0.00
01 1100 132 002	REG INSTR - OT SALARIES INSTR AIDES BE	0.00	0.00	0.00	0.00	0.00	0.00	0.00
01 1100 132 003	REG INSTR - OT SALARIES INSTR AIDES PC	0.00	0.00	0.00	0.00	0.00	0.00	0.00
01 1100 132 004	REG INSTR - OT SALARIES INSTR AIDES HE	0.00	0.00	0.00	0.00	0.00	0.00	0.00
01 1100 132 006	REG INSTR - OT SALARIES INSTR AIDES AP	0.00	0.00	0.00	0.00	0.00	0.00	0.00
01 1100 132 007	REG INSTR - OT SALARIES INSTR AIDES SE	0.00	0.00	0.00	0.00	0.00	0.00	0.00
01 1100 132 008	REG INSTR - OT SALARIES INSTR AIDES BSMS	0.00	0.00	0.00	0.00	0.00	0.00	0.00
01 1100 150 000	REG INSTR - ADD'L COMP NON-INSTR DIST	0.00	7.91	23.73	0.00	(23.73)	0.00	(23.73)
01 1100 150 001	REG INSTR - ADD'L COMP NON-INSTR HS	0.00	937.08	1,866.24	0.00	(1,866.24)	0.00	(1,866.24)
01 1100 150 005	REG INSTR - ADD'L COMP NON-INSTR BMS	0.00	35.00	275.00	0.00	(275.00)	0.00	(275.00)
01 1100 150 008	REG INSTR - ADD'L COMP NON-INSTR BSMS	0.00	486.67	1,320.01	0.00	(1,320.01)	0.00	(1,320.01)
01 1100 151 000	REG INSTR - ADD'L COMP TEACHERS DIST	3,655.67	539.94	1,745.98	47.76	1,909.69	0.00	1,909.69
01 1100 151 001	REG INSTR - ADD'L COMP TEACHERS HS	401,094.21	35,304.89	100,224.77	24.99	300,869.44	0.00	300,869.44
01 1100 151 002	REG INSTR - ADD'L COMP TEACHERS BE	22,358.56	1,562.12	6,874.94	30.75	15,483.62	0.00	15,483.62
01 1100 151 003	REG INSTR - ADD'L COMP TEACHERS PC	27,649.91	3,254.51	12,403.88	44.86	15,246.03	0.00	15,246.03

Account Number	Account Description	Revised Budget	Expended During Month	Expenditures to Date	% of Budget	Balance at EOM	P/ O Outstanding	Unencumbered Balance
01 1100 151 004	REG INSTR - ADD'L COMP TEACHERS HE	23,863.92	2,265.83	10,369.82	43.45	13,494.10	0.00	13,494.10
01 1100 151 005	REG INSTR - ADD'L COMP TEACHERS BMS	91,896.83	8,850.77	26,996.33	29.38	64,900.50	0.00	64,900.50
01 1100 151 006	REG INSTR - ADD'L COMP TEACHERS AP	26,027.47	2,071.75	8,462.15	32.51	17,565.32	0.00	17,565.32
01 1100 151 007	REG INSTR - ADD'L COMP TEACHERS SE	21,587.23	1,588.97	7,165.09	33.19	14,422.14	0.00	14,422.14
01 1100 151 008	REG INSTR - ADD'L COMP TEACHERS BSMS	92,162.96	8,625.35	26,020.05	28.23	66,142.91	0.00	66,142.91
01 1100 152 001	REG INSTR - ADD'L COMP AIDES HS	0.00	0.00	0.00	0.00	0.00	0.00	0.00
01 1100 152 002	REG INSTR - ADD'L COMP AIDES BE	0.00	0.00	0.00	0.00	0.00	0.00	0.00
01 1100 152 003	REG INSTR - ADD'L COMP AIDES PC	0.00	0.00	0.00	0.00	0.00	0.00	0.00
01 1100 152 004	REG INSTR - ADD'L COMP AIDES HE	0.00	0.00	0.00	0.00	0.00	0.00	0.00
01 1100 152 005	REG INSTR - ADD'L COMP AIDES BMS	0.00	0.00	0.00	0.00	0.00	0.00	0.00
01 1100 152 006	REG INSTR - ADD'L COMP AIDES AP	0.00	0.00	0.00	0.00	0.00	0.00	0.00
01 1100 152 007	REG INSTR - ADD'L COMP AIDES SE	0.00	0.00	0.00	0.00	0.00	0.00	0.00
01 1100 152 008	REG INSTR - ADD'L COMP AIDES BSMS	0.00	0.00	0.00	0.00	0.00	0.00	0.00
01 1100 210 000	REG INSTR - GROUP INS NON-INSTR DIST	62.40	5.20	15.60	25.00	46.80	0.00	46.80
01 1100 211 000	REG INSTR - GROUP INS TEACHERS/PROF DIST	48,260.16	4,006.08	12,018.24	24.90	36,241.92	0.00	36,241.92
01 1100 211 001	REG INSTR - GROUP INS TEACHERS/PROF HS	827,030.04	66,899.61	200,667.63	24.26	626,362.41	0.00	626,362.41
01 1100 211 002	REG INSTR - GROUP INS TEACHERS/PROF BE	383,801.52	35,776.80	108,684.08	28.32	275,117.44	0.00	275,117.44
01 1100 211 003	REG INSTR - GROUP INS TEACHERS/PROF PC	521,539.80	42,721.73	126,461.55	24.25	395,078.25	0.00	395,078.25
01 1100 211 004	REG INSTR - GROUP INS TEACHERS/PROF HE	456,198.24	35,552.05	108,359.79	23.75	347,838.45	0.00	347,838.45
01 1100 211 005	REG INSTR - GROUP INS TEACHERS/PROF BMS	341,464.38	27,519.65	80,977.40	23.71	260,486.98	0.00	260,486.98
01 1100 211 006	REG INSTR - GROUP INS TEACHERS/PROF AP	458,492.76	39,030.67	117,092.01	25.54	341,400.75	0.00	341,400.75
01 1100 211 007	REG INSTR - GROUP INS TEACHERS/PROF SE	409,338.12	31,601.29	94,803.87	23.16	314,534.25	0.00	314,534.25
01 1100 211 008	REG INSTR - GROUP INS TEACHERS/PROF BSMS	524,756.94	41,864.28	125,593.01	23.93	399,163.93	0.00	399,163.93
01 1100 212 001	REG INSTR - GROUP INS AIDES HS	479.28	34.74	104.22	21.75	375.06	0.00	375.06
01 1100 212 002	REG INSTR - GROUP INS AIDES BE	62.40	0.00	0.00	0.00	62.40	0.00	62.40
01 1100 212 003	REG INSTR - GROUP INS AIDES PC	0.00	0.00	0.00	0.00	0.00	0.00	0.00
01 1100 212 004	REG INSTR - GROUP INS AIDES HE	62.40	0.00	0.00	0.00	62.40	0.00	62.40
01 1100 212 005	REG INSTR - GROUP INS AIDES BMS	0.00	0.00	0.00	0.00	0.00	0.00	0.00
01 1100 212 006	REG INSTR - GROUP INS AIDES AP	0.00	0.00	0.00	0.00	0.00	0.00	0.00
01 1100 212 007	REG INSTR - GROUP INS AIDES SE	0.00	0.00	0.00	0.00	0.00	0.00	0.00
01 1100 212 008	REG INSTR - GROUP INS AIDES BSMS	0.00	0.00	0.00	0.00	0.00	0.00	0.00
01 1100 220 000	REG INSTR - SOC SEC NON-INSTR DIST	3,235.87	339.67	1,035.39	32.00	2,200.48	0.00	2,200.48
01 1100 220 001	REG INSTR - SOC SEC NON-INSTR HS	0.00	240.37	886.20	0.00	(886.20)	0.00	(886.20)
01 1100 220 005	REG INSTR - SOC SEC NON-INSTR BMS	0.00	64.21	84.03	0.00	(84.03)	0.00	(84.03)
01 1100 220 008	REG INSTR - SOC SEC NON-INSTR BSMS	0.00	37.23	100.97	0.00	(100.97)	0.00	(100.97)
01 1100 221 000	REG INSTR - SOC SEC TEACHERS DIST	24,237.61	1,012.00	3,045.66	12.57	21,191.95	0.00	21,191.95
01 1100 221 001	REG INSTR - SOC SEC TEACHERS HS	298,277.03	23,981.57	71,854.96	24.09	226,422.07	0.00	226,422.07
01 1100 221 002	REG INSTR - SOC SEC TEACHERS BE	106,530.71	9,323.79	28,464.78	26.72	78,065.93	0.00	78,065.93
01 1100 221 003	REG INSTR - SOC SEC TEACHERS PC	155,412.96	13,607.70	40,151.38	25.84	115,261.58	0.00	115,261.58
01 1100 221 004	REG INSTR - SOC SEC TEACHERS HE	134,161.26	10,663.32	33,190.30	24.74	100,970.96	0.00	100,970.96
01 1100 221 005	REG INSTR - SOC SEC TEACHERS BMS	147,453.47	12,661.75	38,403.72	26.04	109,049.75	0.00	109,049.75
01 1100 221 006	REG INSTR - SOC SEC TEACHERS AP	110,454.30	9,533.63	28,774.12	26.05	81,680.18	0.00	81,680.18
01 1100 221 007	REG INSTR - SOC SEC TEACHERS SE	99,216.61	8,352.65	25,293.96	25.49	73,922.65	0.00	73,922.65
01 1100 221 008	REG INSTR - SOC SEC TEACHERS BSMS	190,273.94	15,931.40	47,805.35	25.12	142,468.59	0.00	142,468.59
01 1100 222 001	REG INSTR - SOC SEC AIDES HS	3,789.77	199.20	557.73	14.72	3,232.04	0.00	3,232.04
01 1100 222 002	REG INSTR - SOC SEC AIDES BE	1,500.12	3.57	3.57	0.24	1,496.55	0.00	1,496.55
01 1100 222 003	REG INSTR - SOC SEC AIDES PC	0.00	0.00	0.00	0.00	0.00	0.00	0.00
01 1100 222 004	REG INSTR - SOC SEC AIDES HE	1,500.12	0.00	0.00	0.00	1,500.12	0.00	1,500.12
01 1100 222 005	REG INSTR - SOC SEC AIDES BMS	0.00	4.34	4.34	0.00	(4.34)	0.00	(4.34)
01 1100 222 006	REG INSTR - SOC SEC AIDES AP	0.00	0.00	0.00	0.00	0.00	0.00	0.00
01 1100 222 007	REG INSTR - SOC SEC AIDES SE	0.00	0.00	0.00	0.00	0.00	0.00	0.00
01 1100 222 008	REG INSTR - SOC SEC AIDES BSMS	0.00	9.96	9.96	0.00	(9.96)	0.00	(9.96)
01 1100 223 001	REG INSTR - SOC SEC SUB TEACHERS HS	0.00	737.90	2,058.03	0.00	(2,058.03)	0.00	(2,058.03)
01 1100 223 002	REG INSTR - SOC SEC SUB TEACHERS BE	0.00	972.40	2,035.51	0.00	(2,035.51)	0.00	(2,035.51)
01 1100 223 003	REG INSTR - SOC SEC SUB TEACHERS PC	0.00	712.12	1,889.47	0.00	(1,889.47)	0.00	(1,889.47)

Regular; Processing Month 11/2023

Account Number	Account Description	Revised Budget	Expended During Month	Expenditures to Date	% of Budget	Balance at EOM	P/ O Outstanding	Unencumbered Balance
01 1100 223 004	REG INSTR - SOC SEC SUB TEACHERS HE	0.00	302.92	837.19	0.00	(837.19)	0.00	(837.19)
01 1100 223 005	REG INSTR - SOC SEC SUB TEACHERS BMS	0.00	359.74	1,297.37	0.00	(1,297.37)	0.00	(1,297.37)
01 1100 223 006	REG INSTR - SOC SEC SUB TEACHERS AP	0.00	271.40	599.58	0.00	(599.58)	0.00	(599.58)
01 1100 223 007	REG INSTR - SOC SEC SUB TEACHERS SE	0.00	258.86	599.80	0.00	(599.80)	0.00	(599.80)
01 1100 223 008	REG INSTR - SOC SEC SUB TEACHERS BSMS	0.00	530.23	971.97	0.00	(971.97)	0.00	(971.97)
01 1100 230 000	REG INSTR - RETIREMENT NON-INSTR DIST	3,605.79	290.86	888.30	24.64	2,717.49	0.00	2,717.49
01 1100 230 001	REG INSTR - RETIREMENT NON-INSTR HS	0.00	68.34	135.60	0.00	(135.60)	0.00	(135.60)
01 1100 230 005	REG INSTR - RETIREMENT NON-INSTR BMS	0.00	2.57	20.21	0.00	(20.21)	0.00	(20.21)
01 1100 230 008	REG INSTR - RETIREMENT NON-INSTR BSMS	0.00	5.15	5.15	0.00	(5.15)	0.00	(5.15)
01 1100 231 000	REG INSTR - RETIREMENT TEACHERS DIST	31,295.98	954.35	2,872.31	9.18	28,423.67	0.00	28,423.67
01 1100 231 001	REG INSTR - RETIREMENT TEACHERS HS	385,139.98	22,936.40	68,776.38	17.86	316,363.60	0.00	316,363.60
01 1100 231 002	REG INSTR - RETIREMENT TEACHERS BE	137,554.12	8,890.44	27,227.04	19.79	110,327.08	0.00	110,327.08
01 1100 231 003	REG INSTR - RETIREMENT TEACHERS PC	200,671.65	12,975.67	38,282.92	19.08	162,388.73	0.00	162,388.73
01 1100 231 004	REG INSTR - RETIREMENT TEACHERS HE	173,231.12	10,289.26	32,019.99	18.48	141,211.13	0.00	141,211.13
01 1100 231 005	REG INSTR - RETIREMENT TEACHERS BMS	190,394.23	11,910.72	36,162.49	18.99	154,231.74	0.00	154,231.74
01 1100 231 006	REG INSTR - RETIREMENT TEACHERS AP	142,620.32	9,342.55	28,192.85	19.77	114,427.47	0.00	114,427.47
01 1100 231 007	REG INSTR - RETIREMENT TEACHERS SE	128,110.05	7,988.44	24,192.16	18.88	103,917.89	0.00	103,917.89
01 1100 231 008	REG INSTR - RETIREMENT TEACHERS BSMS	245,684.69	15,200.63	45,612.50	18.57	200,072.19	0.00	200,072.19
01 1100 232 001	REG INSTR - RETIREMENT AIDES HS	4,620.07	194.69	476.60	10.32	4,143.47	0.00	4,143.47
01 1100 232 002	REG INSTR - RETIREMENT AIDES BE	1,931.95	0.00	0.00	0.00	1,931.95	0.00	1,931.95
01 1100 232 003	REG INSTR - RETIREMENT AIDES PC	0.00	0.00	0.00	0.00	0.00	0.00	0.00
01 1100 232 004	REG INSTR - RETIREMENT AIDES HE	1,931.95	0.00	0.00	0.00	1,931.95	0.00	1,931.95
01 1100 232 005	REG INSTR - RETIREMENT AIDES BMS	0.00	0.00	0.00	0.00	0.00	0.00	0.00
01 1100 232 006	REG INSTR - RETIREMENT AIDES AP	0.00	0.00	0.00	0.00	0.00	0.00	0.00
01 1100 232 007	REG INSTR - RETIREMENT AIDES SE	0.00	0.00	0.00	0.00	0.00	0.00	0.00
01 1100 232 008	REG INSTR - RETIREMENT AIDES BSMS	0.00	0.00	0.00	0.00	0.00	0.00	0.00
01 1100 233 001	REG INSTR - RETIREMENT SUB TEACHERS HS	0.00	0.00	0.00	0.00	0.00	0.00	0.00
01 1100 233 002	REG INSTR - RETIREMENT SUB TEACHERS BE	0.00	0.00	0.00	0.00	0.00	0.00	0.00
01 1100 233 003	REG INSTR - RETIREMENT SUB TEACHERS PC	0.00	6.06	30.31	0.00	(30.31)	0.00	(30.31)
01 1100 233 004	REG INSTR - RETIREMENT SUB TEACHERS HE	0.00	24.25	300.98	0.00	(300.98)	0.00	(300.98)
01 1100 233 005	REG INSTR - RETIREMENT SUB TEACHERS BMS	0.00	24.26	24.26	0.00	(24.26)	0.00	(24.26)
01 1100 233 006	REG INSTR - RETIREMENT SUB TEACHERS AP	0.00	12.12	36.38	0.00	(36.38)	0.00	(36.38)
01 1100 233 007	REG INSTR - RETIREMENT SUB TEACHERS SE	0.00	0.00	0.00	0.00	0.00	0.00	0.00
01 1100 233 008	REG INSTR - RETIREMENT SUB TEACHERS BSMS	0.00	0.00	0.00	0.00	0.00	0.00	0.00
01 1100 237 000	REG INSTR - INCR RET CONTR DIST	0.00	428.23	1,293.29	0.00	(1,293.29)	0.00	(1,293.29)
01 1100 237 001	REG INSTR - INCR RET CONTR HS	0.00	7,978.73	23,857.52	0.00	(23,857.52)	0.00	(23,857.52)
01 1100 237 002	REG INSTR - INCR RET CONTR BE	0.00	3,057.60	9,363.93	0.00	(9,363.93)	0.00	(9,363.93)
01 1100 237 003	REG INSTR - INCR RET CONTR PC	0.00	4,464.64	13,176.65	0.00	(13,176.65)	0.00	(13,176.65)
01 1100 237 004	REG INSTR - INCR RET CONTR HE	0.00	3,547.00	11,115.79	0.00	(11,115.79)	0.00	(11,115.79)
01 1100 237 005	REG INSTR - INCR RET CONTR BMS	0.00	4,105.65	12,332.52	0.00	(12,332.52)	0.00	(12,332.52)
01 1100 237 006	REG INSTR - INCR RET CONTR AP	0.00	3,217.25	9,708.57	0.00	(9,708.57)	0.00	(9,708.57)
01 1100 237 007	REG INSTR - INCR RET CONTR SE	0.00	2,747.36	8,320.06	0.00	(8,320.06)	0.00	(8,320.06)
01 1100 237 008	REG INSTR - INCR RET CONTR BSMS	0.00	5,229.60	15,688.84	0.00	(15,688.84)	0.00	(15,688.84)
01 1100 271 001	REG INSTR - WORK COMP TEACHERS HS	0.00	0.00	17,974.25	0.00	(17,974.25)	0.00	(17,974.25)
01 1100 271 002	REG INSTR - WORK COMP TEACHERS BE	0.00	0.00	17,974.25	0.00	(17,974.25)	0.00	(17,974.25)
01 1100 271 003	REG INSTR - WORK COMP TEACHERS PC	0.00	0.00	17,974.25	0.00	(17,974.25)	0.00	(17,974.25)
01 1100 271 004	REG INSTR - WORK COMP TEACHERS HE	0.00	0.00	17,974.25	0.00	(17,974.25)	0.00	(17,974.25)
01 1100 271 005	REG INSTR - WORK COMP TEACHERS BMS	0.00	0.00	17,974.25	0.00	(17,974.25)	0.00	(17,974.25)
01 1100 271 006	REG INSTR - WORK COMP TEACHERS AP	0.00	0.00	17,974.25	0.00	(17,974.25)	0.00	(17,974.25)
01 1100 271 007	REG INSTR - WORK COMP TEACHERS SE	0.00	0.00	17,974.25	0.00	(17,974.25)	0.00	(17,974.25)
01 1100 271 008	REG INSTR - WORK COMP TEACHERS BSMS	0.00	0.00	17,974.25	0.00	(17,974.25)	0.00	(17,974.25)
01 1100 280 000	REG INSTR - HEALTH BEN NON-INSTR DIST	5,700.00	475.00	1,425.00	25.00	4,275.00	0.00	4,275.00
01 1100 281 000	REG INSTR - HEALTH BEN TEACHERS DIST	0.00	475.00	1,425.00	0.00	(1,425.00)	0.00	(1,425.00)
01 1100 281 001	REG INSTR - HEALTH BEN TEACHERS HS	83,903.28	8,751.19	25,308.39	30.16	58,594.89	0.00	58,594.89
01 1100 281 002	REG INSTR - HEALTH BEN TEACHERS BE	37,811.64	4,619.17	13,247.07	35.03	24,564.57	0.00	24,564.57

Account Number	Account Description	Revised Budget	Expended During Month	Expenditures to Date	% of Budget	Balance at EOM	P/ O Outstanding	Unencumbered Balance
01 1100 281 003	REG INSTR - HEALTH BEN TEACHERS PC	54,150.00	6,666.88	20,000.64	36.94	34,149.36	0.00	34,149.36
01 1100 281 004	REG INSTR - HEALTH BEN TEACHERS HE	32,807.76	3,459.04	10,377.12	31.63	22,430.64	0.00	22,430.64
01 1100 281 005	REG INSTR - HEALTH BEN TEACHERS BMS	69,509.70	8,092.28	25,226.84	36.29	44,282.86	0.00	44,282.86
01 1100 281 006	REG INSTR - HEALTH BEN TEACHERS AP	11,400.00	2,223.32	6,669.96	58.51	4,730.04	0.00	4,730.04
01 1100 281 007	REG INSTR - HEALTH BEN TEACHERS SE	22,800.00	3,272.01	9,816.03	43.05	12,983.97	0.00	12,983.97
01 1100 281 008	REG INSTR - HEALTH BEN TEACHERS BSMS	78,755.82	7,637.87	22,913.61	29.09	55,842.21	0.00	55,842.21
01 1100 320 002	REG INSTR - PROF ED SERVICES BE	21,000.00	0.00	0.00	0.00	21,000.00	0.00	21,000.00
01 1100 320 003	REG INSTR - PROF ED SERVICES PC	21,000.00	0.00	0.00	0.00	21,000.00	0.00	21,000.00
01 1100 320 004	REG INSTR - PROF ED SERVICES HE	21,000.00	0.00	0.00	0.00	21,000.00	0.00	21,000.00
01 1100 320 006	REG INSTR - PROF ED SERVICES AP	21,000.00	0.00	0.00	0.00	21,000.00	0.00	21,000.00
01 1100 320 007	REG INSTR - PROF ED SERVICES SE	21,000.00	0.00	0.00	0.00	21,000.00	0.00	21,000.00
01 1100 340 000	REG INSTR - OTHER PROF SERVICES DIST	0.00	0.00	0.00	0.00	0.00	0.00	0.00
01 1100 340 001	REG INSTR - OTHER PROF SERVICES HS	0.00	0.00	0.00	0.00	0.00	0.00	0.00
01 1100 340 001 081	REG INSTR - PROF SERV VOCAL MUSIC HS	0.00	0.00	0.00	0.00	0.00	0.00	0.00
01 1100 340 001 082	REG INSTR - PROF SERV INSTR MUSIC HS	0.00	0.00	0.00	0.00	0.00	0.00	0.00
01 1100 340 002	REG INSTR - OTHER PROF SERVICES BE	0.00	0.00	0.00	0.00	0.00	0.00	0.00
01 1100 340 003	REG INSTR - OTHER PROF SERVICES PC	0.00	0.00	0.00	0.00	0.00	0.00	0.00
01 1100 340 004	REG INSTR - OTHER PROF SERVICES HE	0.00	0.00	0.00	0.00	0.00	0.00	0.00
01 1100 340 005	REG INSTR - OTHER PROF SERVICES BMS	0.00	0.00	0.00	0.00	0.00	0.00	0.00
01 1100 340 006	REG INSTR - OTHER PROF SERVICES AP	0.00	0.00	0.00	0.00	0.00	0.00	0.00
01 1100 340 007	REG INSTR - OTHER PROF SERVICES SE	0.00	0.00	0.00	0.00	0.00	0.00	0.00
01 1100 340 008	REG INSTR - OTHER PROF SERVICES BSMS	0.00	0.00	0.00	0.00	0.00	0.00	0.00
01 1100 440 001	REG INSTR - RENTALS HS	0.00	0.00	0.00	0.00	0.00	0.00	0.00
01 1100 440 002	REG INSTR - RENTALS BE	0.00	0.00	0.00	0.00	0.00	0.00	0.00
01 1100 440 003	REG INSTR - RENTALS PC	0.00	0.00	0.00	0.00	0.00	0.00	0.00
01 1100 440 004	REG INSTR - RENTALS HE	0.00	0.00	0.00	0.00	0.00	0.00	0.00
01 1100 440 005	REG INSTR - RENTALS BMS	0.00	0.00	0.00	0.00	0.00	0.00	0.00
01 1100 440 006	REG INSTR - RENTALS AP	0.00	0.00	0.00	0.00	0.00	0.00	0.00
01 1100 440 007	REG INSTR - RENTALS SE	0.00	0.00	0.00	0.00	0.00	0.00	0.00
01 1100 440 008	REG INSTR - RENTALS BSMS	0.00	0.00	0.00	0.00	0.00	0.00	0.00
01 1100 550 000	REG INSTR - PRINTING DIST	48,000.00	1,424.78	10,198.43	21.25	37,801.57	0.00	37,801.57
01 1100 550 001	REG INSTR - PRINTING HS	0.00	0.00	0.00	0.00	0.00	0.00	0.00
01 1100 550 002	REG INSTR - PRINTING BE	0.00	0.00	0.00	0.00	0.00	0.00	0.00
01 1100 550 003	REG INSTR - PRINTING PC	0.00	0.00	0.00	0.00	0.00	0.00	0.00
01 1100 550 004	REG INSTR - PRINTING HE	0.00	0.00	0.00	0.00	0.00	0.00	0.00
01 1100 550 005	REG INSTR - PRINTING BMS	0.00	0.00	0.00	0.00	0.00	0.00	0.00
01 1100 550 006	REG INSTR - PRINTING AP	0.00	0.00	0.00	0.00	0.00	0.00	0.00
01 1100 550 007	REG INSTR - PRINTING SE	0.00	0.00	0.00	0.00	0.00	0.00	0.00
01 1100 550 008	REG INSTR - PRINTING BSMS	0.00	0.00	0.00	0.00	0.00	0.00	0.00
01 1100 561 000	REG INSTR - TUIT PD OTHER DIST	10,000.00	0.00	21,240.00	212.40	(11,240.00)	0.00	(11,240.00)
01 1100 561 001	REG INSTR - TUIT PD OTHER DIST HS	10,000.00	4,375.00	10,375.00	103.75	(375.00)	0.00	(375.00)
01 1100 561 005	REG INSTR - TUIT PD OTHER DIST BMS	10,000.00	0.00	0.00	0.00	10,000.00	0.00	10,000.00
01 1100 561 008	REG INSTR - TUIT PD OTHER DIST BSMS	10,000.00	0.00	0.00	0.00	10,000.00	0.00	10,000.00
01 1100 580 000	REG INSTR - TRAVEL & MILEAGE DIST	3,000.00	2,080.11	3,130.74	104.36	(130.74)	0.00	(130.74)
01 1100 580 001	REG INSTR - TRAVEL & MILEAGE HS	750.00	0.00	0.00	0.00	750.00	0.00	750.00
01 1100 580 001 015	REG INSTR - TRAVEL & MILEAGE ENGLISH HS	0.00	0.00	0.00	0.00	0.00	0.00	0.00
01 1100 580 001 016	REG INSTR - TRAVEL & MILEAGE JOURN HS	0.00	0.00	0.00	0.00	0.00	0.00	0.00
01 1100 580 001 017	REG INSTR - TRAVEL & MILEAGE 1ACT/SP HS	0.00	0.00	129.95	0.00	(129.95)	0.00	(129.95)
01 1100 580 001 020	REG INSTR - TRAVEL & MILEAGE SPANISH HS	0.00	0.00	0.00	0.00	0.00	0.00	0.00
01 1100 580 001 021	REG INSTR - TRAVEL & MILEAGE FRENCH HS	0.00	0.00	0.00	0.00	0.00	0.00	0.00
01 1100 580 001 030	REG INSTR - TRAVEL & MILEAGE SOC STUD HS	0.00	0.00	0.00	0.00	0.00	0.00	0.00
01 1100 580 001 040	REG INSTR - TRAVEL & MILEAGE MATH HS	0.00	0.00	0.00	0.00	0.00	0.00	0.00
01 1100 580 001 050	REG INSTR - TRAVEL & MILEAGE T&L HS	0.00	0.00	0.00	0.00	0.00	0.00	0.00
01 1100 580 001 051	REG INSTR - TRAVEL & MILEAGE BUSINESS HS	0.00	0.00	0.00	0.00	0.00	0.00	0.00
01 1100 580 001 052	REG INSTR - TRAVEL & MILEAGE IND TECH HS	0.00	22.27	22.27	0.00	(22.27)	0.00	(22.27)

Regular; Processing Month 11/2023

Account Number	Account Description	Revised Budget	Expended During Month	Expenditures to Date	% of Budget	Balance at EOM	P/ O Outstanding	Unencumbered Balance
01 1100 580 001 053	REG INSTR - TRAVEL & MILEAGE FCS HS	0.00	0.00	0.00	0.00	0.00	0.00	0.00
01 1100 580 001 060	REG INSTR - TRAVEL & MILEAGE PE HS	0.00	0.00	0.00	0.00	0.00	0.00	0.00
01 1100 580 001 070	REG INSTR - TRAVEL & MILEAGE SCIENCE HS	0.00	0.00	0.00	0.00	0.00	0.00	0.00
01 1100 580 001 080	REG INSTR - TRAVEL & MILEAGE ART HS	0.00	0.00	0.00	0.00	0.00	0.00	0.00
01 1100 580 001 081	REG INSTR - TRAVEL & MILEAGE VOC MUS HS	0.00	0.00	0.00	0.00	0.00	0.00	0.00
01 1100 580 001 082	REG INSTR - TRAVEL & MILEAGE INST MUS HS	1,000.00	537.27	818.95	81.90	181.05	0.00	181.05
01 1100 580 002	REG INSTR - TRAVEL & MILEAGE BE	750.00	35.89	64.19	8.56	685.81	0.00	685.81
01 1100 580 002 001	REG INSTR - TRAVEL & MILEAGE GRADE 1 BE	0.00	0.00	0.00	0.00	0.00	0.00	0.00
01 1100 580 002 002	REG INSTR - TRAVEL & MILEAGE GRADE 2 BE	0.00	0.00	0.00	0.00	0.00	0.00	0.00
01 1100 580 002 003	REG INSTR - TRAVEL & MILEAGE GRADE 3 BE	0.00	0.00	0.00	0.00	0.00	0.00	0.00
01 1100 580 002 004	REG INSTR - TRAVEL & MILEAGE GRADE 4 BE	0.00	0.00	0.00	0.00	0.00	0.00	0.00
01 1100 580 002 005	REG INSTR - TRAVEL & MILEAGE GRADE 5 BE	0.00	0.00	0.00	0.00	0.00	0.00	0.00
01 1100 580 002 007	REG INSTR - TRAVEL & MILEAGE KDG BE	0.00	0.00	0.00	0.00	0.00	0.00	0.00
01 1100 580 002 060	REG INSTR - TRAVEL & MILEAGE PE BE	0.00	0.00	0.00	0.00	0.00	0.00	0.00
01 1100 580 002 080	REG INSTR - TRAVEL & MILEAGE ART BE	0.00	0.00	0.00	0.00	0.00	0.00	0.00
01 1100 580 002 081	REG INSTR - TRAVEL & MILEAGE VOC MUS BE	0.00	0.00	0.00	0.00	0.00	0.00	0.00
01 1100 580 002 082	REG INSTR - TRAVEL & MILEAGE INST MUS BE	0.00	0.00	0.00	0.00	0.00	0.00	0.00
01 1100 580 003	REG INSTR - TRAVEL & MILEAGE PC	750.00	0.00	0.00	0.00	750.00	0.00	750.00
01 1100 580 003 001	REG INSTR - TRAVEL & MILEAGE GRADE 1 PC	0.00	0.00	0.00	0.00	0.00	0.00	0.00
01 1100 580 003 002	REG INSTR - TRAVEL & MILEAGE GRADE 2 PC	0.00	0.00	0.00	0.00	0.00	0.00	0.00
01 1100 580 003 003	REG INSTR - TRAVEL & MILEAGE GRADE 3 PC	0.00	0.00	0.00	0.00	0.00	0.00	0.00
01 1100 580 003 004	REG INSTR - TRAVEL & MILEAGE GRADE 4 PC	0.00	0.00	0.00	0.00	0.00	0.00	0.00
01 1100 580 003 005	REG INSTR - TRAVEL & MILEAGE GRADE 5 PC	0.00	0.00	0.00	0.00	0.00	0.00	0.00
01 1100 580 003 007	REG INSTR - TRAVEL & MILEAGE KDG PC	0.00	0.00	0.00	0.00	0.00	0.00	0.00
01 1100 580 003 060	REG INSTR - TRAVEL & MILEAGE PE PC	0.00	0.00	0.00	0.00	0.00	0.00	0.00
01 1100 580 003 080	REG INSTR - TRAVEL & MILEAGE ART PC	0.00	6.29	14.15	0.00	(14.15)	0.00	(14.15)
01 1100 580 003 081	REG INSTR - TRAVEL & MILEAGE VOC MUS PC	0.00	15.72	39.30	0.00	(39.30)	0.00	(39.30)
01 1100 580 003 082	REG INSTR - TRAVEL & MILEAGE INST MUS PC	0.00	0.00	0.00	0.00	0.00	0.00	0.00
01 1100 580 004	REG INSTR - TRAVEL & MILEAGE HE	750.00	33.41	107.16	14.29	642.84	0.00	642.84
01 1100 580 004 001	REG INSTR - TRAVEL & MILEAGE GRADE 1 HE	0.00	0.00	0.00	0.00	0.00	0.00	0.00
01 1100 580 004 002	REG INSTR - TRAVEL & MILEAGE GRADE 2 HE	0.00	0.00	0.00	0.00	0.00	0.00	0.00
01 1100 580 004 003	REG INSTR - TRAVEL & MILEAGE GRADE 3 HE	0.00	0.00	0.00	0.00	0.00	0.00	0.00
01 1100 580 004 004	REG INSTR - TRAVEL & MILEAGE GRADE 4 HE	0.00	0.00	0.00	0.00	0.00	0.00	0.00
01 1100 580 004 005	REG INSTR - TRAVEL & MILEAGE GRADE 5 HE	0.00	0.00	0.00	0.00	0.00	0.00	0.00
01 1100 580 004 007	REG INSTR - TRAVEL & MILEAGE KDG HE	0.00	0.00	0.00	0.00	0.00	0.00	0.00
01 1100 580 004 060	REG INSTR - TRAVEL & MILEAGE PE HE	0.00	0.00	0.00	0.00	0.00	0.00	0.00
01 1100 580 004 080	REG INSTR - TRAVEL & MILEAGE ART HE	0.00	0.00	0.00	0.00	0.00	0.00	0.00
01 1100 580 004 081	REG INSTR - TRAVEL & MILEAGE VOC MUS HE	0.00	0.00	0.00	0.00	0.00	0.00	0.00
01 1100 580 004 082	REG INSTR - TRAVEL & MILEAGE INST MUS HE	0.00	0.00	0.00	0.00	0.00	0.00	0.00
01 1100 580 005	REG INSTR - TRAVEL & MILEAGE BMS	750.00	0.00	0.00	0.00	750.00	0.00	750.00
01 1100 580 005 015	REG INSTR - TRAVEL & MILEAGE ENGLISH BMS	0.00	0.00	0.00	0.00	0.00	0.00	0.00
01 1100 580 005 018	REG INSTR - TRAVEL & MILEAGE READING BMS	0.00	0.00	0.00	0.00	0.00	0.00	0.00
01 1100 580 005 019	REG INSTR - TRAVEL & MILEAGE SPEECH BMS	0.00	0.00	0.00	0.00	0.00	0.00	0.00
01 1100 580 005 022	REG INSTR - TRAVEL & MILEAGE LANGUAGE BMS	0.00	0.00	0.00	0.00	0.00	0.00	0.00
01 1100 580 005 030	REG INSTR - TRAVEL & MILEAGE SOC STUD BMS	0.00	0.00	0.00	0.00	0.00	0.00	0.00
01 1100 580 005 040	REG INSTR - TRAVEL & MILEAGE MATH BMS	0.00	0.00	0.00	0.00	0.00	0.00	0.00
01 1100 580 005 050	REG INSTR - TRAVEL & MILEAGE T&L BMS	0.00	0.00	13.10	0.00	(13.10)	0.00	(13.10)
01 1100 580 005 054	REG INSTR - TRAVEL & MILEAGE COMPUTER BMS	0.00	0.00	0.00	0.00	0.00	0.00	0.00
01 1100 580 005 060	REG INSTR - TRAVEL & MILEAGE PE BMS	0.00	0.00	0.00	0.00	0.00	0.00	0.00
01 1100 580 005 070	REG INSTR - TRAVEL & MILEAGE SCIENCE BMS	0.00	0.00	0.00	0.00	0.00	0.00	0.00
01 1100 580 005 080	REG INSTR - TRAVEL & MILEAGE ART BMS	0.00	0.00	0.00	0.00	0.00	0.00	0.00
01 1100 580 005 081	REG INSTR - TRAVEL & MILEAGE VOC MUS BMS	0.00	10.55	27.97	0.00	(27.97)	0.00	(27.97)
01 1100 580 005 082	REG INSTR - TRAVEL & MILEAGE INST MUS BMS	0.00	11.46	16.51	0.00	(16.51)	0.00	(16.51)
01 1100 580 005 083	REG INSTR - TRAVEL & MILEAGE GEN MUS BMS	0.00	0.00	0.00	0.00	0.00	0.00	0.00
01 1100 580 006	REG INSTR - TRAVEL & MILEAGE AP	750.00	255.32	304.18	40.56	445.82	0.00	445.82

Regular; Processing Month 11/2023

Account Number	Account Description	Revised Budget	Expended During Month	Expenditures to Date	% of Budget	Balance at EOM	P/ O Outstanding	Unencumbered Balance
01 1100 610 001 051	REG INSTR - SUPPLIES BUSINESS HS	1,000.00	0.00	815.58	81.56	184.42	0.00	184.42
01 1100 610 001 052	REG INSTR - SUPPLIES IND TECH HS	1,500.00	239.33	1,856.35	177.38	(356.35)	804.39	(1,160.74)
01 1100 610 001 053	REG INSTR - SUPPLIES FCS HS	4,750.00	790.48	3,183.81	69.24	1,566.19	104.96	1,461.23
01 1100 610 001 060	REG INSTR - SUPPLIES PE HS	2,250.00	882.19	5,378.37	258.36	(3,128.37)	434.80	(3,563.17)
01 1100 610 001 070	REG INSTR - SUPPLIES SCIENCE HS	10,000.00	720.08	7,667.16	78.72	2,332.84	204.88	2,127.96
01 1100 610 001 080	REG INSTR - SUPPLIES ART HS	5,000.00	0.00	5,851.35	117.17	(851.35)	7.08	(858.43)
01 1100 610 001 081	REG INSTR - SUPPLIES VOCAL MUSIC HS	500.00	0.00	296.65	232.58	203.35	866.25	(662.90)
01 1100 610 001 082	REG INSTR - SUPPLIES INSTR MUSIC HS	2,500.00	0.00	873.76	34.95	1,626.24	0.00	1,626.24
01 1100 610 001 611	REG INSTR - TESTING SUPPLIES HS	2,500.00	0.00	0.00	0.00	2,500.00	0.00	2,500.00
01 1100 610 002	REG INSTR - SUPPLIES BE	10,000.00	1,942.44	8,542.43	86.51	1,457.57	108.57	1,349.00
01 1100 610 002 001	REG INSTR - SUPPLIES 1ST GRADE BE	1,000.00	30.68	180.08	18.01	819.92	0.00	819.92
01 1100 610 002 002	REG INSTR - SUPPLIES 2ND GRADE BE	1,000.00	126.45	259.39	27.94	740.61	19.99	720.62
01 1100 610 002 003	REG INSTR - SUPPLIES 3RD GRADE BE	1,000.00	0.00	717.65	85.57	282.35	138.07	144.28
01 1100 610 002 004	REG INSTR - SUPPLIES 4TH GRADE BE	1,000.00	0.00	559.02	55.90	440.98	0.00	440.98
01 1100 610 002 005	REG INSTR - SUPPLIES 5TH GRADE BE	1,000.00	32.64	413.91	41.39	586.09	0.00	586.09
01 1100 610 002 007	REG INSTR - SUPPLIES KDG BE	1,000.00	0.00	553.00	55.85	447.00	5.48	441.52
01 1100 610 002 020	REG INSTR - SUPPLIES SPANISH BE	250.00	0.00	0.00	0.00	250.00	0.00	250.00
01 1100 610 002 060	REG INSTR - SUPPLIES PE BE	750.00	0.00	0.00	3.47	750.00	25.99	724.01
01 1100 610 002 080	REG INSTR - SUPPLIES ART BE	750.00	0.00	725.55	109.92	24.45	98.86	(74.41)
01 1100 610 002 081	REG INSTR - SUPPLIES VOCAL MUSIC BE	500.00	0.00	100.21	20.04	399.79	0.00	399.79
01 1100 610 002 082	REG INSTR - SUPPLIES INSTR MUSIC BE	250.00	0.00	0.00	0.00	250.00	0.00	250.00
01 1100 610 002 611	REG INSTR - TESTING SUPPLIES BE	2,500.00	0.00	0.00	0.00	2,500.00	0.00	2,500.00
01 1100 610 003	REG INSTR - SUPPLIES PC	10,000.00	23.99	4,368.03	43.68	5,631.97	0.00	5,631.97
01 1100 610 003 001	REG INSTR - SUPPLIES 1ST GRADE PC	1,000.00	0.00	856.86	85.69	143.14	0.00	143.14
01 1100 610 003 002	REG INSTR - SUPPLIES 2ND GRADE PC	1,000.00	0.00	482.29	54.43	517.71	61.99	455.72
01 1100 610 003 003	REG INSTR - SUPPLIES 3RD GRADE PC	1,000.00	0.00	872.23	89.21	127.77	19.90	107.87
01 1100 610 003 004	REG INSTR - SUPPLIES 4TH GRADE PC	1,000.00	0.00	449.54	44.95	550.46	0.00	550.46
01 1100 610 003 005	REG INSTR - SUPPLIES 5TH GRADE PC	1,000.00	91.30	696.97	69.70	303.03	0.00	303.03
01 1100 610 003 007	REG INSTR - SUPPLIES KDG PC	1,000.00	0.00	0.00	0.00	1,000.00	0.00	1,000.00
01 1100 610 003 020	REG INSTR - SUPPLIES SPANISH PC	250.00	0.00	0.00	0.00	250.00	0.00	250.00
01 1100 610 003 060	REG INSTR - SUPPLIES PE PC	750.00	0.00	221.68	29.56	528.32	0.00	528.32
01 1100 610 003 080	REG INSTR - SUPPLIES ART PC	750.00	0.00	403.41	60.79	346.59	52.48	294.11
01 1100 610 003 081	REG INSTR - SUPPLIES VOCAL MUSIC PC	500.00	0.00	0.00	0.00	500.00	0.00	500.00
01 1100 610 003 082	REG INSTR - SUPPLIES INSTR MUSIC PC	250.00	0.00	0.00	0.00	250.00	0.00	250.00
01 1100 610 003 611	REG INSTR - TESTING SUPPLIES PC	2,500.00	0.00	0.00	0.00	2,500.00	0.00	2,500.00
01 1100 610 004	REG INSTR - SUPPLIES HE	10,000.00	630.00	4,279.74	42.90	5,720.26	9.96	5,710.30
01 1100 610 004 001	REG INSTR - SUPPLIES 1ST GRADE HE	1,000.00	0.00	264.54	26.45	735.46	0.00	735.46
01 1100 610 004 002	REG INSTR - SUPPLIES 2ND GRADE HE	1,000.00	19.99	202.30	20.23	797.70	0.00	797.70
01 1100 610 004 003	REG INSTR - SUPPLIES 3RD GRADE HE	1,000.00	0.00	0.00	0.00	1,000.00	0.00	1,000.00
01 1100 610 004 004	REG INSTR - SUPPLIES 4TH GRADE HE	1,000.00	0.00	0.00	0.00	1,000.00	0.00	1,000.00
01 1100 610 004 005	REG INSTR - SUPPLIES 5TH GRADE HE	1,000.00	0.00	43.90	4.39	956.10	0.00	956.10
01 1100 610 004 007	REG INSTR - SUPPLIES KDG HE	1,000.00	0.00	25.94	2.59	974.06	0.00	974.06
01 1100 610 004 020	REG INSTR - SUPPLIES SPANISH HE	500.00	0.00	0.00	0.00	500.00	0.00	500.00
01 1100 610 004 060	REG INSTR - SUPPLIES PE HE	750.00	475.65	564.62	75.28	185.38	0.00	185.38
01 1100 610 004 080	REG INSTR - SUPPLIES ART HE	750.00	86.89	1,891.92	252.26	(1,141.92)	0.00	(1,141.92)
01 1100 610 004 081	REG INSTR - SUPPLIES VOCAL MUSIC HE	500.00	20.99	20.99	4.20	479.01	0.00	479.01
01 1100 610 004 082	REG INSTR - SUPPLIES INSTR MUSIC HE	250.00	0.00	0.00	0.00	250.00	0.00	250.00
01 1100 610 004 611	REG INSTR - TESTING SUPPLIES HE	2,500.00	0.00	0.00	0.00	2,500.00	0.00	2,500.00
01 1100 610 005	REG INSTR - SUPPLIES BMS	15,000.00	1,173.25	3,338.33	22.26	11,661.67	0.00	11,661.67
01 1100 610 005 015	REG INSTR - SUPPLIES ENGLISH BMS	1,500.00	79.37	564.64	43.06	935.36	81.30	854.06
01 1100 610 005 018	REG INSTR - SUPPLIES READING BMS	1,500.00	0.00	489.59	47.17	1,010.41	217.94	792.47
01 1100 610 005 019	REG INSTR - SUPPLIES SPEECH/DRAMA BMS	500.00	0.00	0.00	0.00	500.00	0.00	500.00
01 1100 610 005 022	REG INSTR - SUPPLIES WORLD LANG BMS	1,500.00	0.00	0.00	0.00	1,500.00	0.00	1,500.00
01 1100 610 005 030	REG INSTR - SUPPLIES SOC STUD BMS	1,000.00	543.66	1,302.63	152.73	(302.63)	224.71	(527.34)
01 1100 610 005 040	REG INSTR - SUPPLIES MATH BMS	2,500.00	79.97	1,351.03	54.04	1,148.97	0.00	1,148.97

Account Number	Account Description	Revised Budget	Expended During Month	Expenditures to Date	% of Budget	Balance at EOM	P/ O Outstanding	Unencumbered Balance
01 1100 735 004	REG INSTR - SOFTWARE HE	27,500.00	0.00	0.00	0.00	27,500.00	0.00	27,500.00
01 1100 735 004 001	REG INSTR - SOFTWARE 1ST GRADE HE	0.00	0.00	0.00	0.00	0.00	0.00	0.00
01 1100 735 004 002	REG INSTR - SOFTWARE 2ND GRADE HE	0.00	0.00	0.00	0.00	0.00	0.00	0.00
01 1100 735 004 003	REG INSTR - SOFTWARE 3RD GRADE HE	0.00	0.00	0.00	0.00	0.00	0.00	0.00
01 1100 735 004 004	REG INSTR - SOFTWARE 4TH GRADE HE	0.00	0.00	0.00	0.00	0.00	0.00	0.00
01 1100 735 004 005	REG INSTR - SOFTWARE 5TH GRADE HE	0.00	0.00	0.00	0.00	0.00	0.00	0.00
01 1100 735 004 007	REG INSTR - SOFTWARE KDG HE	0.00	0.00	0.00	0.00	0.00	0.00	0.00
01 1100 735 004 060	REG INSTR - SOFTWARE PE HE	0.00	0.00	0.00	0.00	0.00	0.00	0.00
01 1100 735 004 080	REG INSTR - SOFTWARE ART HE	0.00	0.00	0.00	0.00	0.00	0.00	0.00
01 1100 735 004 081	REG INSTR - SOFTWARE VOCAL MUSIC HE	0.00	0.00	0.00	0.00	0.00	0.00	0.00
01 1100 735 004 082	REG INSTR - SOFTWARE INSTR MUSIC HE	0.00	0.00	0.00	0.00	0.00	0.00	0.00
01 1100 735 005	REG INSTR - SOFTWARE BMS	32,500.00	595.91	1,594.91	4.91	30,905.09	0.00	30,905.09
01 1100 735 005 015	REG INSTR - SOFTWARE ENGLISH BMS	500.00	0.00	0.00	0.00	500.00	0.00	500.00
01 1100 735 005 018	REG INSTR - SOFTWARE READING BMS	250.00	0.00	59.88	23.95	190.12	0.00	190.12
01 1100 735 005 019	REG INSTR - SOFTWARE SPEECH/DRAMA BMS	0.00	0.00	0.00	0.00	0.00	0.00	0.00
01 1100 735 005 022	REG INSTR - SOFTWARE WORLD LANG BMS	0.00	0.00	0.00	0.00	0.00	0.00	0.00
01 1100 735 005 030	REG INSTR - SOFTWARE SOC STUD BMS	7,500.00	0.00	0.00	0.00	7,500.00	0.00	7,500.00
01 1100 735 005 040	REG INSTR - SOFTWARE MATH BMS	5,000.00	0.00	59.88	303.32	4,940.12	15,106.00	(10,165.88)
01 1100 735 005 050	REG INSTR - SOFTWARE T&L BMS	0.00	0.00	0.00	0.00	0.00	0.00	0.00
01 1100 735 005 054	REG INSTR - SOFTWARE COMPUTERS BMS	0.00	0.00	59.88	0.00	(59.88)	0.00	(59.88)
01 1100 735 005 060	REG INSTR - SOFTWARE PE/HEALTH BMS	500.00	0.00	0.00	0.00	500.00	0.00	500.00
01 1100 735 005 070	REG INSTR - SOFTWARE SCIENCE BMS	0.00	0.00	0.00	0.00	0.00	0.00	0.00
01 1100 735 005 080	REG INSTR - SOFTWARE ART BMS	0.00	0.00	0.00	0.00	0.00	0.00	0.00
01 1100 735 005 081	REG INSTR - SOFTWARE VOCAL MUSIC BMS	0.00	0.00	0.00	0.00	0.00	0.00	0.00
01 1100 735 005 082	REG INSTR - SOFTWARE INSTR MUSIC BMS	0.00	0.00	0.00	0.00	0.00	0.00	0.00
01 1100 735 005 083	REG INSTR - SOFTWARE GENERAL MUSIC BMS	0.00	0.00	0.00	0.00	0.00	0.00	0.00
01 1100 735 006	REG INSTR - SOFTWARE AP	27,500.00	0.00	0.00	0.00	27,500.00	0.00	27,500.00
01 1100 735 006 001	REG INSTR - SOFTWARE 1ST GRADE AP	0.00	0.00	0.00	0.00	0.00	0.00	0.00
01 1100 735 006 002	REG INSTR - SOFTWARE 2ND GRADE AP	0.00	0.00	0.00	0.00	0.00	0.00	0.00
01 1100 735 006 003	REG INSTR - SOFTWARE 3RD GRADE AP	0.00	0.00	0.00	0.00	0.00	0.00	0.00
01 1100 735 006 004	REG INSTR - SOFTWARE 4TH GRADE AP	0.00	0.00	0.00	0.00	0.00	0.00	0.00
01 1100 735 006 005	REG INSTR - SOFTWARE 5TH GRADE AP	0.00	0.00	0.00	0.00	0.00	0.00	0.00
01 1100 735 006 007	REG INSTR - SOFTWARE KDG AP	0.00	0.00	0.00	0.00	0.00	0.00	0.00
01 1100 735 006 060	REG INSTR - SOFTWARE PE AP	0.00	0.00	0.00	0.00	0.00	0.00	0.00
01 1100 735 006 080	REG INSTR - SOFTWARE ART AP	0.00	0.00	0.00	0.00	0.00	0.00	0.00
01 1100 735 006 081	REG INSTR - SOFTWARE VOCAL MUSIC AP	0.00	0.00	0.00	0.00	0.00	0.00	0.00
01 1100 735 006 082	REG INSTR - SOFTWARE INSTR MUSIC AP	0.00	0.00	0.00	0.00	0.00	0.00	0.00
01 1100 735 007	REG INSTR - SOFTWARE SE	27,500.00	0.00	0.00	0.00	27,500.00	0.00	27,500.00
01 1100 735 007 001	REG INSTR - SOFTWARE 1ST GRADE SE	0.00	0.00	0.00	0.00	0.00	0.00	0.00
01 1100 735 007 002	REG INSTR - SOFTWARE 2ND GRADE SE	0.00	0.00	0.00	0.00	0.00	0.00	0.00
01 1100 735 007 003	REG INSTR - SOFTWARE 3RD GRADE SE	0.00	0.00	0.00	0.00	0.00	0.00	0.00
01 1100 735 007 004	REG INSTR - SOFTWARE 4TH GRADE SE	0.00	0.00	0.00	0.00	0.00	0.00	0.00
01 1100 735 007 005	REG INSTR - SOFTWARE 5TH GRADE SE	0.00	0.00	0.00	0.00	0.00	0.00	0.00
01 1100 735 007 007	REG INSTR - SOFTWARE KDG SE	0.00	0.00	0.00	0.00	0.00	0.00	0.00
01 1100 735 007 060	REG INSTR - SOFTWARE PE SE	0.00	0.00	0.00	0.00	0.00	0.00	0.00
01 1100 735 007 080	REG INSTR - SOFTWARE ART SE	0.00	0.00	0.00	0.00	0.00	0.00	0.00
01 1100 735 007 081	REG INSTR - SOFTWARE VOCAL MUSIC SE	0.00	0.00	0.00	0.00	0.00	0.00	0.00
01 1100 735 007 082	REG INSTR - SOFTWARE INSTR MUSIC SE	0.00	0.00	0.00	0.00	0.00	0.00	0.00
01 1100 735 008	REG INSTR - SOFTWARE BSMS	32,500.00	595.90	1,594.90	4.91	30,905.10	0.00	30,905.10
01 1100 735 008 015	REG INSTR - SOFTWARE ENGLISH BSMS	500.00	0.00	0.00	0.00	500.00	0.00	500.00
01 1100 735 008 018	REG INSTR - SOFTWARE READING BSMS	250.00	0.00	0.00	0.00	250.00	0.00	250.00
01 1100 735 008 019	REG INSTR - SOFTWARE SPEECH/DRAMA BSMS	0.00	0.00	0.00	0.00	0.00	0.00	0.00
01 1100 735 008 022	REG INSTR - SOFTWARE WORLD LANG BSMS	0.00	0.00	0.00	0.00	0.00	0.00	0.00
01 1100 735 008 030	REG INSTR - SOFTWARE SOC STUD BSMS	7,500.00	0.00	0.00	0.00	7,500.00	0.00	7,500.00
01 1100 735 008 040	REG INSTR - SOFTWARE MATH BSMS	5,000.00	0.00	0.00	299.68	5,000.00	14,984.00	(9,984.00)

Account Number	Account Description	Revised Budget	Expended During Month	Expenditures to Date	% of Budget	Balance at EOM	P/ O Outstanding	Unencumbered Balance
01 1100 735 008 050	REG INSTR - SOFTWARE T&L BSMS	0.00	0.00	0.00	0.00	0.00	0.00	0.00
01 1100 735 008 054	REG INSTR - SOFTWARE COMPUTERS BSMS	0.00	59.88	59.88	0.00	(59.88)	0.00	(59.88)
01 1100 735 008 060	REG INSTR - SOFTWARE PE/HEALTH BSMS	500.00	0.00	0.00	0.00	500.00	0.00	500.00
01 1100 735 008 070	REG INSTR - SOFTWARE SCIENCE BSMS	2,500.00	0.00	0.00	0.00	2,500.00	0.00	2,500.00
01 1100 735 008 080	REG INSTR - SOFTWARE ART BSMS	0.00	0.00	0.00	0.00	0.00	0.00	0.00
01 1100 735 008 081	REG INSTR - SOFTWARE VOCAL MUSIC BSMS	0.00	0.00	0.00	0.00	0.00	0.00	0.00
01 1100 735 008 082	REG INSTR - SOFTWARE INSTR MUSIC BSMS	0.00	0.00	0.00	0.00	0.00	0.00	0.00
01 1100 735 008 083	REG INSTR - SOFTWARE GENERAL MUSIC BSMS	0.00	0.00	0.00	0.00	0.00	0.00	0.00
01 1100 810 000	REG INSTR - DUES & FEES DISTRICT	15,000.00	0.00	375.00	2.50	14,625.00	0.00	14,625.00
01 1100 810 001	REG INSTR - DUES & FEES HS	10,000.00	4,850.00	4,850.00	48.50	5,150.00	0.00	5,150.00
01 1100 810 001 015	REG INSTR - DUES & FEES ENGLISH HS	300.00	135.00	135.00	45.00	165.00	0.00	165.00
01 1100 810 001 016	REG INSTR - DUES & FEES JOURNALISM HS	500.00	0.00	95.00	19.00	405.00	0.00	405.00
01 1100 810 001 017	REG INSTR - DUES & FEES ONE-ACT HS	2,500.00	0.00	225.00	11.60	2,275.00	65.00	2,210.00
01 1100 810 001 020	REG INSTR - DUES & FEES SPANISH HS	100.00	0.00	0.00	0.00	100.00	0.00	100.00
01 1100 810 001 021	REG INSTR - DUES & FEES FRENCH HS	100.00	0.00	0.00	0.00	100.00	0.00	100.00
01 1100 810 001 030	REG INSTR - DUES & FEES SOC STUD HS	100.00	0.00	0.00	0.00	100.00	0.00	100.00
01 1100 810 001 040	REG INSTR - DUES & FEES MATH HS	100.00	0.00	0.00	0.00	100.00	0.00	100.00
01 1100 810 001 050	REG INSTR - DUES & FEES T&L HS	100.00	0.00	0.00	0.00	100.00	0.00	100.00
01 1100 810 001 051	REG INSTR - DUES & FEES BUSINESS HS	100.00	0.00	0.00	0.00	100.00	0.00	100.00
01 1100 810 001 052	REG INSTR - DUES & FEES IND TECH HS	0.00	0.00	0.00	0.00	0.00	0.00	0.00
01 1100 810 001 053	REG INSTR - DUES & FEES FCS HS	0.00	0.00	0.00	0.00	0.00	0.00	0.00
01 1100 810 001 060	REG INSTR - DUES & FEES PE HS	100.00	0.00	0.00	0.00	100.00	0.00	100.00
01 1100 810 001 070	REG INSTR - DUES & FEES SCIENCE HS	0.00	0.00	0.00	0.00	0.00	0.00	0.00
01 1100 810 001 080	REG INSTR - DUES & FEES ART HS	250.00	0.00	0.00	0.00	250.00	0.00	250.00
01 1100 810 001 081	REG INSTR - DUES & FEES VOCAL MUSIC HS	2,500.00	0.00	807.00	32.28	1,693.00	0.00	1,693.00
01 1100 810 001 082	REG INSTR - DUES & FEES INSTR MUSIC HS	4,500.00	750.00	1,705.00	37.89	2,795.00	0.00	2,795.00
01 1100 810 002	REG INSTR - DUES & FEES BE	4,000.00	0.00	180.00	4.50	3,820.00	0.00	3,820.00
01 1100 810 002 001	REG INSTR - DUES & FEES 1ST GRADE BE	500.00	0.00	0.00	0.00	500.00	0.00	500.00
01 1100 810 002 002	REG INSTR - DUES & FEES 2ND GRADE BE	500.00	0.00	0.00	0.00	500.00	0.00	500.00
01 1100 810 002 003	REG INSTR - DUES & FEES 3RD GRADE BE	500.00	0.00	0.00	119.70	500.00	598.50	(98.50)
01 1100 810 002 004	REG INSTR - DUES & FEES 4TH GRADE BE	500.00	0.00	0.00	0.00	500.00	0.00	500.00
01 1100 810 002 005	REG INSTR - DUES & FEES 5TH GRADE BE	500.00	0.00	0.00	126.00	500.00	630.00	(130.00)
01 1100 810 002 007	REG INSTR - DUES & FEES KDG BE	500.00	582.47	582.47	116.49	(82.47)	0.00	(82.47)
01 1100 810 002 060	REG INSTR - DUES & FEES PE BE	100.00	0.00	0.00	0.00	100.00	0.00	100.00
01 1100 810 002 080	REG INSTR - DUES & FEES ART BE	0.00	0.00	0.00	0.00	0.00	0.00	0.00
01 1100 810 002 081	REG INSTR - DUES & FEES VOCAL MUSIC BE	250.00	0.00	0.00	0.00	250.00	0.00	250.00
01 1100 810 002 082	REG INSTR - DUES & FEES INSTR MUSIC BE	0.00	0.00	0.00	0.00	0.00	0.00	0.00
01 1100 810 003	REG INSTR - DUES & FEES PC	4,000.00	0.00	180.00	4.50	3,820.00	0.00	3,820.00
01 1100 810 003 001	REG INSTR - DUES & FEES 1ST GRADE PC	500.00	0.00	883.50	176.70	(383.50)	0.00	(383.50)
01 1100 810 003 002	REG INSTR - DUES & FEES 2ND GRADE PC	500.00	0.00	0.00	188.75	500.00	943.74	(443.74)
01 1100 810 003 003	REG INSTR - DUES & FEES 3RD GRADE PC	500.00	570.00	570.00	114.00	(70.00)	0.00	(70.00)
01 1100 810 003 004	REG INSTR - DUES & FEES 4TH GRADE PC	500.00	0.00	0.00	0.00	500.00	0.00	500.00
01 1100 810 003 005	REG INSTR - DUES & FEES 5TH GRADE PC	500.00	782.00	782.00	156.40	(282.00)	0.00	(282.00)
01 1100 810 003 007	REG INSTR - DUES & FEES KDG PC	500.00	0.00	0.00	0.00	500.00	0.00	500.00
01 1100 810 003 060	REG INSTR - DUES & FEES PE PC	100.00	0.00	0.00	0.00	100.00	0.00	100.00
01 1100 810 003 080	REG INSTR - DUES & FEES ART PC	0.00	0.00	0.00	0.00	0.00	0.00	0.00
01 1100 810 003 081	REG INSTR - DUES & FEES VOCAL MUSIC PC	250.00	0.00	0.00	0.00	250.00	0.00	250.00
01 1100 810 003 082	REG INSTR - DUES & FEES INSTR MUSIC PC	0.00	0.00	0.00	0.00	0.00	0.00	0.00
01 1100 810 004	REG INSTR - DUES & FEES HE	4,000.00	0.00	180.00	4.50	3,820.00	0.00	3,820.00
01 1100 810 004 001	REG INSTR - DUES & FEES 1ST GRADE HE	500.00	1,183.26	1,183.26	236.65	(683.26)	0.00	(683.26)
01 1100 810 004 002	REG INSTR - DUES & FEES 2ND GRADE HE	500.00	747.00	747.00	149.40	(247.00)	0.00	(247.00)
01 1100 810 004 003	REG INSTR - DUES & FEES 3RD GRADE HE	500.00	0.00	741.00	148.20	(241.00)	0.00	(241.00)
01 1100 810 004 004	REG INSTR - DUES & FEES 4TH GRADE HE	500.00	0.00	0.00	0.00	500.00	0.00	500.00
01 1100 810 004 005	REG INSTR - DUES & FEES 5TH GRADE HE	500.00	0.00	589.00	117.80	(89.00)	0.00	(89.00)
01 1100 810 004 007	REG INSTR - DUES & FEES KDG HE	500.00	846.23	846.23	169.25	(346.23)	0.00	(346.23)

Account Number	Account Description	Revised Budget	Expended During Month	Expenditures to Date	% of Budget	Balance at EOM	P/ O Outstanding	Unencumbered Balance
01 1100 810 004 060	REG INSTR - DUES & FEES PE HE	100.00	0.00	0.00	0.00	100.00	0.00	100.00
01 1100 810 004 080	REG INSTR - DUES & FEES ART HE	0.00	0.00	0.00	0.00	0.00	0.00	0.00
01 1100 810 004 081	REG INSTR - DUES & FEES VOCAL MUSIC HE	250.00	0.00	0.00	0.00	250.00	0.00	250.00
01 1100 810 004 082	REG INSTR - DUES & FEES INSTR MUSIC HE	0.00	0.00	0.00	0.00	0.00	0.00	0.00
01 1100 810 005	REG INSTR - DUES & FEES BMS	4,000.00	0.00	180.00	4.50	3,820.00	0.00	3,820.00
01 1100 810 005 015	REG INSTR - DUES & FEES ENGLISH BMS	100.00	0.00	0.00	0.00	100.00	0.00	100.00
01 1100 810 005 018	REG INSTR - DUES & FEES READING BMS	100.00	0.00	0.00	0.00	100.00	0.00	100.00
01 1100 810 005 019	REG INSTR - DUES & FEES SPEECH/DRAMA BMS	100.00	0.00	0.00	0.00	100.00	0.00	100.00
01 1100 810 005 022	REG INSTR - DUES & FEES WORLD LANG BMS	100.00	0.00	0.00	0.00	100.00	0.00	100.00
01 1100 810 005 030	REG INSTR - DUES & FEES SOC STUD BMS	100.00	0.00	0.00	0.00	100.00	0.00	100.00
01 1100 810 005 040	REG INSTR - DUES & FEES MATH BMS	100.00	0.00	0.00	0.00	100.00	0.00	100.00
01 1100 810 005 050	REG INSTR - DUES & FEES T&L BMS	100.00	0.00	0.00	0.00	100.00	0.00	100.00
01 1100 810 005 054	REG INSTR - DUES & FEES COMPUTERS BMS	100.00	0.00	0.00	0.00	100.00	0.00	100.00
01 1100 810 005 060	REG INSTR - DUES & FEES PE/HEALTH BMS	100.00	0.00	0.00	0.00	100.00	0.00	100.00
01 1100 810 005 070	REG INSTR - DUES & FEES SCIENCE BMS	0.00	0.00	0.00	0.00	0.00	0.00	0.00
01 1100 810 005 080	REG INSTR - DUES & FEES ART BMS	250.00	0.00	0.00	0.00	250.00	0.00	250.00
01 1100 810 005 081	REG INSTR - DUES & FEES VOCAL MUSIC BMS	1,000.00	46.75	146.75	14.68	853.25	0.00	853.25
01 1100 810 005 082	REG INSTR - DUES & FEES INSTR MUSIC BMS	500.00	0.00	525.00	105.00	(25.00)	0.00	(25.00)
01 1100 810 005 083	REG INSTR - DUES & FEES GENERAL MUSIC BMS	100.00	0.00	25.00	25.00	75.00	0.00	75.00
01 1100 810 006	REG INSTR - DUES & FEES AP	4,000.00	0.00	180.00	4.50	3,820.00	0.00	3,820.00
01 1100 810 006 001	REG INSTR - DUES & FEES 1ST GRADE AP	500.00	0.00	711.00	142.20	(211.00)	0.00	(211.00)
01 1100 810 006 002	REG INSTR - DUES & FEES 2ND GRADE AP	500.00	0.00	0.00	0.00	500.00	0.00	500.00
01 1100 810 006 003	REG INSTR - DUES & FEES 3RD GRADE AP	500.00	0.00	0.00	0.00	500.00	0.00	500.00
01 1100 810 006 004	REG INSTR - DUES & FEES 4TH GRADE AP	500.00	0.00	0.00	0.00	500.00	0.00	500.00
01 1100 810 006 005	REG INSTR - DUES & FEES 5TH GRADE AP	500.00	0.00	0.00	0.00	500.00	0.00	500.00
01 1100 810 006 007	REG INSTR - DUES & FEES KDG AP	500.00	0.00	0.00	0.00	500.00	0.00	500.00
01 1100 810 006 060	REG INSTR - DUES & FEES PE AP	100.00	0.00	0.00	0.00	100.00	0.00	100.00
01 1100 810 006 080	REG INSTR - DUES & FEES ART AP	0.00	0.00	0.00	0.00	0.00	0.00	0.00
01 1100 810 006 081	REG INSTR - DUES & FEES VOCAL MUSIC AP	250.00	0.00	0.00	0.00	250.00	0.00	250.00
01 1100 810 006 082	REG INSTR - DUES & FEES INSTR MUSIC AP	0.00	0.00	0.00	0.00	0.00	0.00	0.00
01 1100 810 007	REG INSTR - DUES & FEES SE	4,000.00	0.00	180.00	4.50	3,820.00	0.00	3,820.00
01 1100 810 007 001	REG INSTR - DUES & FEES 1ST GRADE SE	500.00	560.49	560.49	112.10	(60.49)	0.00	(60.49)
01 1100 810 007 002	REG INSTR - DUES & FEES 2ND GRADE SE	500.00	0.00	0.00	0.00	500.00	0.00	500.00
01 1100 810 007 003	REG INSTR - DUES & FEES 3RD GRADE SE	500.00	0.00	0.00	0.00	500.00	0.00	500.00
01 1100 810 007 004	REG INSTR - DUES & FEES 4TH GRADE SE	500.00	0.00	0.00	0.00	500.00	0.00	500.00
01 1100 810 007 005	REG INSTR - DUES & FEES 5TH GRADE SE	500.00	0.00	0.00	0.00	500.00	0.00	500.00
01 1100 810 007 007	REG INSTR - DUES & FEES KDG SE	500.00	648.41	648.41	129.68	(148.41)	0.00	(148.41)
01 1100 810 007 060	REG INSTR - DUES & FEES PE SE	100.00	0.00	0.00	0.00	100.00	0.00	100.00
01 1100 810 007 080	REG INSTR - DUES & FEES ART SE	0.00	0.00	0.00	0.00	0.00	0.00	0.00
01 1100 810 007 081	REG INSTR - DUES & FEES VOCAL MUSIC SE	250.00	150.00	150.00	60.00	100.00	0.00	100.00
01 1100 810 007 082	REG INSTR - DUES & FEES INSTR MUSIC SE	0.00	0.00	0.00	0.00	0.00	0.00	0.00
01 1100 810 008	REG INSTR - DUES & FEES BSMS	4,000.00	0.00	180.00	4.50	3,820.00	0.00	3,820.00
01 1100 810 008 015	REG INSTR - DUES & FEES ENGLISH BSMS	100.00	0.00	0.00	0.00	100.00	0.00	100.00
01 1100 810 008 018	REG INSTR - DUES & FEES READING BSMS	100.00	0.00	0.00	0.00	100.00	0.00	100.00
01 1100 810 008 019	REG INSTR - DUES & FEES SPEECH/DRAMA BSMS	100.00	0.00	0.00	0.00	100.00	0.00	100.00
01 1100 810 008 022	REG INSTR - DUES & FEES WORLD LANG BSMS	100.00	0.00	0.00	0.00	100.00	0.00	100.00
01 1100 810 008 030	REG INSTR - DUES & FEES SOC STUD BSMS	100.00	135.00	135.00	135.00	(35.00)	0.00	(35.00)
01 1100 810 008 040	REG INSTR - DUES & FEES MATH BSMS	100.00	0.00	0.00	0.00	100.00	0.00	100.00
01 1100 810 008 050	REG INSTR - DUES & FEES T&L BSMS	100.00	0.00	0.00	0.00	100.00	0.00	100.00
01 1100 810 008 054	REG INSTR - DUES & FEES COMPUTERS BSMS	100.00	0.00	0.00	0.00	100.00	0.00	100.00
01 1100 810 008 060	REG INSTR - DUES & FEES PE/HEALTH BSMS	100.00	0.00	0.00	0.00	100.00	0.00	100.00
01 1100 810 008 070	REG INSTR - DUES & FEES SCIENCE BSMS	0.00	0.00	0.00	0.00	0.00	0.00	0.00
01 1100 810 008 080	REG INSTR - DUES & FEES ART BSMS	250.00	0.00	0.00	208.00	250.00	520.00	(270.00)
01 1100 810 008 081	REG INSTR - DUES & FEES VOCAL MUSIC BSMS	1,000.00	46.75	146.75	14.68	853.25	0.00	853.25
01 1100 810 008 082	REG INSTR - DUES & FEES INSTR MUSIC BSMS	500.00	242.00	767.00	153.40	(267.00)	0.00	(267.00)

Account Number	Account Description	Revised Budget	Expended During Month	Expenditures to Date	% of Budget	Balance at EOM	P/ O Outstanding	Unencumbered Balance
01 1100 890 005 022	REG INSTR - OTHER MISC WORLD LANG BMS	0.00	0.00	0.00	0.00	0.00	0.00	0.00
01 1100 890 005 030	REG INSTR - OTHER MISC SOC STUD BMS	0.00	0.00	0.00	0.00	0.00	0.00	0.00
01 1100 890 005 040	REG INSTR - OTHER MISC MATH BMS	0.00	0.00	0.00	0.00	0.00	0.00	0.00
01 1100 890 005 050	REG INSTR - OTHER MISC T&L BMS	0.00	0.00	0.00	0.00	0.00	0.00	0.00
01 1100 890 005 054	REG INSTR - OTHER MISC COMPUTERS BMS	0.00	0.00	0.00	0.00	0.00	0.00	0.00
01 1100 890 005 060	REG INSTR - OTHER MISC PE/HEALTH BMS	0.00	0.00	0.00	0.00	0.00	0.00	0.00
01 1100 890 005 070	REG INSTR - OTHER MISC SCIENCE BMS	0.00	0.00	0.00	0.00	0.00	0.00	0.00
01 1100 890 005 080	REG INSTR - OTHER MISC ART BMS	0.00	0.00	0.00	0.00	0.00	0.00	0.00
01 1100 890 005 081	REG INSTR - OTHER MISC VOCAL MUSIC BMS	0.00	0.00	0.00	0.00	0.00	0.00	0.00
01 1100 890 005 082	REG INSTR - OTHER MISC INSTR MUSIC BMS	0.00	0.00	0.00	0.00	0.00	0.00	0.00
01 1100 890 005 083	REG INSTR - OTHER MISC GENERAL MUSIC BMS	0.00	0.00	0.00	0.00	0.00	0.00	0.00
01 1100 890 006	REG INSTR - OTHER MISC AP	2,500.00	0.00	0.00	0.00	2,500.00	0.00	2,500.00
01 1100 890 006 001	REG INSTR - OTHER MISC 1ST GRADE AP	0.00	0.00	0.00	0.00	0.00	0.00	0.00
01 1100 890 006 002	REG INSTR - OTHER MISC 2ND GRADE AP	0.00	0.00	0.00	0.00	0.00	0.00	0.00
01 1100 890 006 003	REG INSTR - OTHER MISC 3RD GRADE AP	0.00	0.00	0.00	0.00	0.00	0.00	0.00
01 1100 890 006 004	REG INSTR - OTHER MISC 4TH GRADE AP	0.00	0.00	0.00	0.00	0.00	0.00	0.00
01 1100 890 006 005	REG INSTR - OTHER MISC 5TH GRADE AP	0.00	0.00	0.00	0.00	0.00	0.00	0.00
01 1100 890 006 007	REG INSTR - OTHER MISC KDG AP	0.00	0.00	0.00	0.00	0.00	0.00	0.00
01 1100 890 006 060	REG INSTR - OTHER MISC PE AP	0.00	0.00	0.00	0.00	0.00	0.00	0.00
01 1100 890 006 080	REG INSTR - OTHER MISC ART AP	0.00	0.00	0.00	0.00	0.00	0.00	0.00
01 1100 890 006 081	REG INSTR - OTHER MISC VOCAL MUSIC AP	0.00	0.00	0.00	0.00	0.00	0.00	0.00
01 1100 890 006 082	REG INSTR - OTHER MISC INSTR MUSIC AP	0.00	0.00	0.00	0.00	0.00	0.00	0.00
01 1100 890 007	REG INSTR - OTHER MISC SE	2,500.00	0.00	0.00	0.00	2,500.00	0.00	2,500.00
01 1100 890 007 001	REG INSTR - OTHER MISC 1ST GRADE SE	0.00	0.00	0.00	0.00	0.00	0.00	0.00
01 1100 890 007 002	REG INSTR - OTHER MISC 2ND GRADE SE	0.00	0.00	0.00	0.00	0.00	0.00	0.00
01 1100 890 007 003	REG INSTR - OTHER MISC 3RD GRADE SE	0.00	0.00	0.00	0.00	0.00	0.00	0.00
01 1100 890 007 004	REG INSTR - OTHER MISC 4TH GRADE SE	0.00	0.00	0.00	0.00	0.00	0.00	0.00
01 1100 890 007 005	REG INSTR - OTHER MISC 5TH GRADE SE	0.00	0.00	0.00	0.00	0.00	0.00	0.00
01 1100 890 007 007	REG INSTR - OTHER MISC KDG SE	0.00	0.00	0.00	0.00	0.00	0.00	0.00
01 1100 890 007 060	REG INSTR - OTHER MISC PE SE	0.00	0.00	0.00	0.00	0.00	0.00	0.00
01 1100 890 007 080	REG INSTR - OTHER MISC ART SE	0.00	0.00	0.00	0.00	0.00	0.00	0.00
01 1100 890 007 081	REG INSTR - OTHER MISC VOCAL MUSIC SE	0.00	0.00	0.00	0.00	0.00	0.00	0.00
01 1100 890 007 082	REG INSTR - OTHER MISC INSTR MUSIC SE	0.00	0.00	0.00	0.00	0.00	0.00	0.00
01 1100 890 008	REG INSTR - OTHER MISC BSMS	2,500.00	0.00	0.00	0.00	2,500.00	0.00	2,500.00
01 1100 890 008 015	REG INSTR - OTHER MISC ENGLISH BSMS	0.00	0.00	0.00	0.00	0.00	0.00	0.00
01 1100 890 008 018	REG INSTR - OTHER MISC READING BSMS	0.00	0.00	0.00	0.00	0.00	0.00	0.00
01 1100 890 008 019	REG INSTR - OTHER MISC SPEECH/DRAMA BSMS	0.00	0.00	0.00	0.00	0.00	0.00	0.00
01 1100 890 008 022	REG INSTR - OTHER MISC WORLD LANG BSMS	0.00	0.00	0.00	0.00	0.00	0.00	0.00
01 1100 890 008 030	REG INSTR - OTHER MISC SOC STUD BSMS	0.00	0.00	0.00	0.00	0.00	0.00	0.00
01 1100 890 008 040	REG INSTR - OTHER MISC MATH BSMS	0.00	0.00	0.00	0.00	0.00	0.00	0.00
01 1100 890 008 050	REG INSTR - OTHER MISC T&L BSMS	0.00	0.00	0.00	0.00	0.00	0.00	0.00
01 1100 890 008 054	REG INSTR - OTHER MISC COMPUTERS BSMS	0.00	0.00	0.00	0.00	0.00	0.00	0.00
01 1100 890 008 060	REG INSTR - OTHER MISC PE/HEALTH BSMS	0.00	0.00	0.00	0.00	0.00	0.00	0.00
01 1100 890 008 070	REG INSTR - OTHER MISC SCIENCE BSMS	0.00	0.00	0.00	0.00	0.00	0.00	0.00
01 1100 890 008 080	REG INSTR - OTHER MISC ART BSMS	0.00	0.00	0.00	0.00	0.00	0.00	0.00
01 1100 890 008 081	REG INSTR - OTHER MISC VOCAL MUSIC BSMS	0.00	0.00	0.00	0.00	0.00	0.00	0.00
01 1100 890 008 082	REG INSTR - OTHER MISC INSTR MUSIC BSMS	0.00	0.00	0.00	0.00	0.00	0.00	0.00
01 1100 890 008 083	REG INSTR - OTHER MISC GENERAL MUSIC BSMS	0.00	0.00	0.00	0.00	0.00	0.00	0.00
1100	REGULAR INSTRUCTIONAL PROGRAMS	26,952,956.31	2,137,806.62	6,736,674.95	25.21	20,216,281.36	58,689.88	20,157,591.48
1150	LIMITED ENGLISH PROF PROGRAMS							
01 1150 111 000	LEP - SALARIES NON-INSTR DIST	124,677.90	10,389.83	31,169.49	25.00	93,508.41	0.00	93,508.41
01 1150 112 000	LEP - SALARIES INSTR AIDES DIST	39,404.63	4,452.16	11,520.89	29.24	27,883.74	0.00	27,883.74
01 1150 151 000	LEP - ADD'L COMP TEACHERS DIST	303.22	16.73	50.19	16.55	253.03	0.00	253.03
01 1150 152 000	LEP - ADD'L COMP INSTR AIDES DIST	0.00	5.30	15.90	0.00	(15.90)	0.00	(15.90)
01 1150 211 000	LEP - GROUP INS TEACHERS DIST	124.80	10.40	31.20	25.00	93.60	0.00	93.60

Account Number	Account Description	Revised Budget	Expended During Month	Expenditures to Date	% of Budget	Balance at EOM	P/ O Outstanding	Unencumbered Balance
01 1160 237 001	POVERTY - INCR RET CONTR HS	0.00	0.00	0.00	0.00	0.00	0.00	0.00
01 1160 237 002	POVERTY - INCR RET CONTR BE	0.00	0.00	0.00	0.00	0.00	0.00	0.00
01 1160 237 003	POVERTY - INCR RET CONTR PC	0.00	0.00	0.00	0.00	0.00	0.00	0.00
01 1160 237 004	POVERTY - INCR RET CONTR HE	0.00	0.00	0.00	0.00	0.00	0.00	0.00
01 1160 237 005	POVERTY - INCR RET CONTR BMS	0.00	0.00	0.00	0.00	0.00	0.00	0.00
01 1160 237 006	POVERTY - INCR RET CONTR AP	0.00	0.00	0.00	0.00	0.00	0.00	0.00
01 1160 237 007	POVERTY - INCR RET CONTR SE	0.00	0.00	0.00	0.00	0.00	0.00	0.00
01 1160 237 008	POVERTY - INCR RET CONTR BSMS	0.00	0.00	0.00	0.00	0.00	0.00	0.00
01 1160 281 001	POVERTY - HEALTH BEN TEACHERS HS	0.00	0.00	0.00	0.00	0.00	0.00	0.00
01 1160 281 002	POVERTY - HEALTH BEN TEACHERS BE	0.00	0.00	0.00	0.00	0.00	0.00	0.00
01 1160 281 003	POVERTY - HEALTH BEN TEACHERS PC	0.00	0.00	0.00	0.00	0.00	0.00	0.00
01 1160 281 004	POVERTY - HEALTH BEN TEACHERS HE	0.00	0.00	0.00	0.00	0.00	0.00	0.00
01 1160 281 005	POVERTY - HEALTH BEN TEACHERS BMS	0.00	0.00	0.00	0.00	0.00	0.00	0.00
01 1160 281 006	POVERTY - HEALTH TEACHERS AP	0.00	0.00	0.00	0.00	0.00	0.00	0.00
01 1160 281 007	POVERTY - HEALTH TEACHERS SE	0.00	0.00	0.00	0.00	0.00	0.00	0.00
01 1160 281 008	POVERTY - HEALTH BEN TEACHERS BSMS	0.00	0.00	0.00	0.00	0.00	0.00	0.00
01 1160 340 002	POVERTY - OTHER PROF SERVICES BE	0.00	0.00	0.00	0.00	0.00	0.00	0.00
01 1160 340 006	POVERTY - OTHER PROF SERVICES AP	0.00	0.00	0.00	0.00	0.00	0.00	0.00
01 1160 610 002	POVERTY - SUPPLIES BE	0.00	0.00	0.00	0.00	0.00	0.00	0.00
01 1160 610 006	POVERTY - SUPPLIES AP	0.00	0.00	0.00	0.00	0.00	0.00	0.00
1160	PROVERTY PROGRAMS	0.00	0.00	0.00	0.00	0.00	0.00	0.00
1200	SPECIAL EDUCATION INSTRUCTIONAL PROGRAMS							
01 1200 110 000	SPED - SALARIES NON-INSTR DIST	132,264.00	11,081.01	33,367.19	25.23	98,896.81	0.00	98,896.81
01 1200 111 000	SPED - SALARIES TEACHERS DIST	302,994.50	16,362.02	49,086.06	16.20	253,908.44	0.00	253,908.44
01 1200 111 001	SPED - SALARIES TEACHERS HS	445,990.50	32,582.53	98,383.59	22.06	347,606.91	0.00	347,606.91
01 1200 111 002	SPED - SALARIES TEACHERS BE	115,064.00	9,588.67	28,766.01	25.00	86,297.99	0.00	86,297.99
01 1200 111 003	SPED - SALARIES TEACHERS PC	148,372.00	12,364.33	37,467.99	25.25	110,904.01	0.00	110,904.01
01 1200 111 004	SPED - SALARIES TEACHERS HE	216,502.00	14,811.34	47,761.18	22.06	168,740.82	0.00	168,740.82
01 1200 111 005	SPED - SALARIES TEACHERS BMS	288,038.50	18,788.63	55,712.97	19.34	232,325.53	0.00	232,325.53
01 1200 111 006	SPED - SALARIES TEACHERS AP	176,381.00	14,698.41	44,864.73	25.44	131,516.27	0.00	131,516.27
01 1200 111 007	SPED - SALARIES TEACHERS SE	100,302.50	8,516.25	25,548.75	25.47	74,753.75	0.00	74,753.75
01 1200 111 008	SPED - SALARIES TEACHERS BSMS	274,791.00	17,347.92	52,379.76	19.06	222,411.24	0.00	222,411.24
01 1200 112 000	SPED - SALARIES INSTR AIDES	60,918.98	2,153.64	5,771.82	9.47	55,147.16	0.00	55,147.16
01 1200 112 001	SPED - SALARIES INSTR AIDES HS	81,858.09	6,705.47	15,867.36	19.38	65,990.73	0.00	65,990.73
01 1200 112 002	SPED - SALARIES INSTR AIDES BE	137,936.97	15,475.24	41,087.42	29.79	96,849.55	0.00	96,849.55
01 1200 112 003	SPED - SALARIES INSTR AIDES PC	134,608.53	15,389.22	39,090.06	29.04	95,518.47	0.00	95,518.47
01 1200 112 004	SPED - SALARIES INSTR AIDES HE	120,098.94	13,345.71	37,327.59	31.08	82,771.35	0.00	82,771.35
01 1200 112 005	SPED - SALARIES INSTR AIDES BMS	62,011.96	11,146.53	26,830.15	43.27	35,181.81	0.00	35,181.81
01 1200 112 006	SPED - SALARIES INSTR AIDES AP	126,552.70	13,830.57	35,214.28	27.83	91,338.42	0.00	91,338.42
01 1200 112 007	SPED - SALARIES INSTR AIDES SE	55,029.00	6,195.91	16,481.24	29.95	38,547.76	0.00	38,547.76
01 1200 112 008	SPED - SALARIES INSTR AIDES BSMS	117,351.02	11,734.03	30,062.45	25.62	87,288.57	0.00	87,288.57
01 1200 122 001	SPED - SUB AIDES HS	0.00	0.00	0.00	0.00	0.00	0.00	0.00
01 1200 122 002	SPED - SUB AIDES BE	0.00	292.32	1,585.60	0.00	(1,585.60)	0.00	(1,585.60)
01 1200 122 003	SPED - SUB AIDES PC	0.00	406.40	1,053.12	0.00	(1,053.12)	0.00	(1,053.12)
01 1200 122 004	SPED - SUB AIDES HE	0.00	290.08	666.24	0.00	(666.24)	0.00	(666.24)
01 1200 122 005	SPED - SUB AIDES BMS	0.00	0.00	158.40	0.00	(158.40)	0.00	(158.40)
01 1200 122 006	SPED - SUB AIDES AP	0.00	214.56	214.56	0.00	(214.56)	0.00	(214.56)
01 1200 122 007	SPED - SUB AIDES SE	0.00	246.56	1,096.32	0.00	(1,096.32)	0.00	(1,096.32)
01 1200 122 008	SPED - SUB AIDES BSMS	0.00	0.00	0.00	0.00	0.00	0.00	0.00
01 1200 123 001	SPED - SUB TEACHERS HS	0.00	742.50	2,062.50	0.00	(2,062.50)	0.00	(2,062.50)
01 1200 123 002	SPED - SUB TEACHERS BE	0.00	330.00	495.00	0.00	(495.00)	0.00	(495.00)
01 1200 123 003	SPED - SUB TEACHERS PC	0.00	0.00	0.00	0.00	0.00	0.00	0.00
01 1200 123 004	SPED - SUB TEACHERS HE	0.00	4,860.00	5,355.00	0.00	(5,355.00)	0.00	(5,355.00)
01 1200 123 005	SPED - SUB TEACHERS BMS	0.00	165.00	742.50	0.00	(742.50)	0.00	(742.50)
01 1200 123 006	SPED - SUB TEACHERS AP	0.00	495.00	907.50	0.00	(907.50)	0.00	(907.50)

Regular; Processing Month 11/2023

Account Number	Account Description	Revised Budget	Expended During Month	Expenditures to Date	% of Budget	Balance at EOM	P/ O Outstanding	Unencumbered Balance
01 1200 123 007	SPED - SUB TEACHERS SE	0.00	165.00	330.00	0.00	(330.00)	0.00	(330.00)
01 1200 123 008	SPED - SUB TEACHERS BSMS	0.00	495.00	1,155.00	0.00	(1,155.00)	0.00	(1,155.00)
01 1200 130 000	SPED - OT SALARIES NON-INSTR DIST	0.00	20.90	1,054.55	0.00	(1,054.55)	0.00	(1,054.55)
01 1200 132 004	SPED - OT SALARIES NON-INSTR HE	0.00	0.00	0.00	0.00	0.00	0.00	0.00
01 1200 132 006	SPED- OT SALARIES NON- INSTR AP	0.00	31.31	68.88	0.00	(68.88)	0.00	(68.88)
01 1200 150 000	SPED - ADD'L COMP NON-INSTR DIST	0.00	2,009.37	2,028.11	0.00	(2,028.11)	0.00	(2,028.11)
01 1200 151 000	SPED - ADD'L COMP TEACHERS DIST	1,290.07	61.82	185.46	14.38	1,104.61	0.00	1,104.61
01 1200 151 001	SPED - ADD'L COMP TEACHERS HS	1,372.41	84.24	280.19	20.42	1,092.22	0.00	1,092.22
01 1200 151 002	SPED - ADD'L COMP TEACHERS BE	657.80	24.93	74.79	11.37	583.01	0.00	583.01
01 1200 151 003	SPED - ADD'L COMP TEACHERS PC	735.75	33.88	129.11	17.55	606.64	0.00	606.64
01 1200 151 004	SPED - ADD'L COMP TEACHERS HE	875.16	202.87	306.44	35.02	568.72	0.00	568.72
01 1200 151 005	SPED - ADD'L COMP TEACHERS BMS	910.13	405.73	528.34	58.05	381.79	0.00	381.79
01 1200 151 006	SPED - ADD'L COMP TEACHERS AP	685.84	38.26	169.72	24.75	516.12	0.00	516.12
01 1200 151 007	SPED - ADD'L COMP TEACHERS SE	363.98	21.74	92.69	25.47	271.29	0.00	271.29
01 1200 151 008	SPED - ADD'L COMP TEACHERS BSMS	1,019.56	59.50	205.97	20.20	813.59	0.00	813.59
01 1200 152 000	SPED - ADD'L COMP AIDES	0.00	5.36	16.08	0.00	(16.08)	0.00	(16.08)
01 1200 152 001	SPED - ADD'L COMP AIDES HS	0.00	15.93	47.79	0.00	(47.79)	0.00	(47.79)
01 1200 152 002	SPED - ADD'L COMP AIDES BE	0.00	36.80	110.40	0.00	(110.40)	0.00	(110.40)
01 1200 152 003	SPED - ADD'L COMP AIDES PC	0.00	35.31	100.75	0.00	(100.75)	0.00	(100.75)
01 1200 152 004	SPED - ADD'L COMP AIDES HE	0.00	31.22	93.66	0.00	(93.66)	0.00	(93.66)
01 1200 152 005	SPED - ADD'L COMP AIDES BMS	0.00	15.76	42.40	0.00	(42.40)	0.00	(42.40)
01 1200 152 006	SPED - ADD'L COMP AIDES AP	0.00	13.08	39.24	0.00	(39.24)	0.00	(39.24)
01 1200 152 007	SPED - ADD'L COMP AIDES SE	0.00	10.32	30.96	0.00	(30.96)	0.00	(30.96)
01 1200 152 008	SPED - ADD'L COMP AIDES BSMS	0.00	35.33	101.39	0.00	(101.39)	0.00	(101.39)
01 1200 210 000	SPED - GROUP INS NON-INSTR DIST	37,663.92	3,138.66	9,415.98	25.00	28,247.94	0.00	28,247.94
01 1200 211 000	SPED - GROUP INS TEACHERS/PROF DIST	10,409.04	857.02	2,571.06	24.70	7,837.98	0.00	7,837.98
01 1200 211 001	SPED - GROUP INS TEACHERS HS	92,735.28	7,407.68	22,223.04	23.96	70,512.24	0.00	70,512.24
01 1200 211 002	SPED - GROUP INS TEACHERS BE	37,663.92	3,138.66	9,415.98	25.00	28,247.94	0.00	28,247.94
01 1200 211 003	SPED - GROUP INS TEACHERS PC	48,135.36	4,011.28	12,033.84	25.00	36,101.52	0.00	36,101.52
01 1200 211 004	SPED - GROUP INS TEACHERS HE	58,357.20	4,746.13	14,238.39	24.40	44,118.81	0.00	44,118.81
01 1200 211 005	SPED - GROUP INS TEACHERS BMS	96,208.32	7,147.41	21,442.23	22.29	74,766.09	0.00	74,766.09
01 1200 211 006	SPED - GROUP INS TEACHERS AP	66,338.28	5,528.19	16,584.57	25.00	49,753.71	0.00	49,753.71
01 1200 211 007	SPED - GROUP INS TEACHERS SE	10,284.24	857.02	2,571.06	25.00	7,713.18	0.00	7,713.18
01 1200 211 008	SPED - GROUP INS TEACHERS BSMS	40,949.76	2,560.66	7,681.98	18.76	33,267.78	0.00	33,267.78
01 1200 212 000	SPED - GROUP INS INSTR AIDES	187.20	5.20	15.60	8.33	171.60	0.00	171.60
01 1200 212 001	SPED - GROUP INS AIDES HS	249.60	15.60	41.60	16.67	208.00	0.00	208.00
01 1200 212 002	SPED - GROUP INS AIDES BE	436.80	36.40	109.20	25.00	327.60	0.00	327.60
01 1200 212 003	SPED - GROUP INS AIDES PC	436.80	41.34	104.00	23.81	332.80	0.00	332.80
01 1200 212 004	SPED - GROUP INS AIDES HE	7,948.68	662.39	1,987.17	25.00	5,961.51	0.00	5,961.51
01 1200 212 005	SPED - GROUP INS AIDES BMS	187.20	26.00	72.80	38.89	114.40	0.00	114.40
01 1200 212 006	SPED - GROUP INS AIDES AP	4,286.34	336.75	1,010.17	23.57	3,276.17	0.00	3,276.17
01 1200 212 007	SPED - GROUP INS AIDES SE	187.20	15.24	45.80	24.47	141.40	0.00	141.40
01 1200 212 008	SPED - GROUP INS AIDES BSMS	374.40	26.00	78.00	20.83	296.40	0.00	296.40
01 1200 220 000	SPED - SOC SEC NON-INSTR DIST	10,144.50	1,029.81	2,868.82	28.28	7,275.68	0.00	7,275.68
01 1200 221 000	SPED - SOC SEC TEACHERS DIST	23,640.19	1,256.43	3,769.27	15.94	19,870.92	0.00	19,870.92
01 1200 221 001	SPED - SOC SEC TEACHERS HS	34,118.27	2,558.97	7,727.64	22.65	26,390.63	0.00	26,390.63
01 1200 221 002	SPED - SOC SEC TEACHERS BE	8,802.40	705.94	2,117.83	24.06	6,684.57	0.00	6,684.57
01 1200 221 003	SPED - SOC SEC TEACHERS PC	11,350.46	965.97	2,928.69	25.80	8,421.77	0.00	8,421.77
01 1200 221 004	SPED - SOC SEC TEACHERS HE	16,562.40	1,140.51	3,652.91	22.06	12,909.49	0.00	12,909.49
01 1200 221 005	SPED - SOC SEC TEACHERS BMS	22,034.95	1,444.49	4,230.80	19.20	17,804.15	0.00	17,804.15
01 1200 221 006	SPED - SOC SEC TEACHERS AP	13,493.15	1,113.54	3,403.67	25.23	10,089.48	0.00	10,089.48
01 1200 221 007	SPED - SOC SEC TEACHERS SE	7,673.14	689.00	2,069.10	26.97	5,604.04	0.00	5,604.04
01 1200 221 008	SPED - SOC SEC TEACHERS BSMS	21,021.51	1,358.45	4,106.08	19.53	16,915.43	0.00	16,915.43
01 1200 222 000	SPED - SOC SEC INSTR AIDES	4,672.43	165.17	442.79	9.48	4,229.64	0.00	4,229.64
01 1200 222 001	SPED - SOC SEC AIDES HS	6,278.43	513.68	1,216.00	19.37	5,062.43	0.00	5,062.43

Regular; Processing Month 11/2023

Account Number	Account Description	Revised Budget	Expended During Month	Expenditures to Date	% of Budget	Balance at EOM	P/ O Outstanding	Unencumbered Balance
01 1200 222 002	SPED - SOC SEC AIDES BE	10,579.62	1,208.54	3,271.46	30.92	7,308.16	0.00	7,308.16
01 1200 222 003	SPED - SOC SEC AIDES PC	10,324.31	1,211.05	3,078.66	29.82	7,245.65	0.00	7,245.65
01 1200 222 004	SPED - SOC SEC AIDES HE	9,211.45	1,045.00	2,912.19	31.61	6,299.26	0.00	6,299.26
01 1200 222 005	SPED - SOC SEC AIDES BMS	4,756.25	851.95	2,062.00	43.35	2,694.25	0.00	2,694.25
01 1200 222 006	SPED - SOC SEC AIDES AP	9,698.65	1,077.62	2,717.83	28.02	6,980.82	0.00	6,980.82
01 1200 222 007	SPED - SOC SEC AIDES SE	4,217.62	493.64	1,347.06	31.94	2,870.56	0.00	2,870.56
01 1200 222 008	SPED - SOC SEC AIDES BSMS	9,000.69	899.42	2,304.71	25.61	6,695.98	0.00	6,695.98
01 1200 223 001	SPED - SOC SEC SUB TEACHERS HS	0.00	56.79	157.82	0.00	(157.82)	0.00	(157.82)
01 1200 223 002	SPED - SOC SEC SUB TEACHERS BE	0.00	25.24	37.86	0.00	(37.86)	0.00	(37.86)
01 1200 223 003	SPED - SOC SEC SUB TEACHERS PC	0.00	0.00	0.00	0.00	0.00	0.00	0.00
01 1200 223 004	SPED - SOC SEC SUB TEACHERS HE	0.00	371.77	409.62	0.00	(409.62)	0.00	(409.62)
01 1200 223 005	SPED - SOC SEC SUB TEACHERS BMS	0.00	12.62	56.82	0.00	(56.82)	0.00	(56.82)
01 1200 223 006	SPED - SOC SEC SUB TEACHERS AP	0.00	37.86	69.44	0.00	(69.44)	0.00	(69.44)
01 1200 223 007	SPED - SOC SEC SUB TEACHERS SE	0.00	12.62	25.24	0.00	(25.24)	0.00	(25.24)
01 1200 223 008	SPED - SOC SEC SUB TEACHERS BSMS	0.00	37.86	88.33	0.00	(88.33)	0.00	(88.33)
01 1200 230 000	SPED - RETIREMENT NON-INSTR DIST	13,064.77	963.00	2,677.01	20.49	10,387.76	0.00	10,387.76
01 1200 231 000	SPED - RETIREMENT TEACHERS DIST	29,929.19	1,202.61	3,607.83	12.05	26,321.36	0.00	26,321.36
01 1200 231 001	SPED - RETIREMENT TEACHERS HS	44,054.05	2,394.82	7,233.22	16.42	36,820.83	0.00	36,820.83
01 1200 231 002	SPED - RETIREMENT TEACHERS BE	11,365.79	704.77	2,114.31	18.60	9,251.48	0.00	9,251.48
01 1200 231 003	SPED - RETIREMENT TEACHERS PC	14,655.89	908.02	2,755.15	18.80	11,900.74	0.00	11,900.74
01 1200 231 004	SPED - RETIREMENT TEACHERS HE	21,385.63	1,100.74	3,524.57	16.48	17,861.06	0.00	17,861.06
01 1200 231 005	SPED - RETIREMENT TEACHERS BMS	28,451.87	1,407.28	4,123.23	14.49	24,328.64	0.00	24,328.64
01 1200 231 006	SPED - RETIREMENT TEACHERS AP	17,422.56	1,080.33	3,301.56	18.95	14,121.00	0.00	14,121.00
01 1200 231 007	SPED - RETIREMENT TEACHERS SE	9,907.68	625.94	1,879.84	18.97	8,027.84	0.00	8,027.84
01 1200 231 008	SPED - RETIREMENT TEACHERS BSMS	27,143.31	1,275.06	3,851.92	14.19	23,291.39	0.00	23,291.39
01 1200 232 000	SPED - RETIREMENT INSTR AIDES	6,017.45	158.29	424.23	7.05	5,593.22	0.00	5,593.22
01 1200 232 001	SPED - RETIREMENT AIDES HS	8,085.78	484.61	1,158.01	14.32	6,927.77	0.00	6,927.77
01 1200 232 002	SPED - RETIREMENT AIDES BE	13,625.14	1,137.43	3,019.94	22.16	10,605.20	0.00	10,605.20
01 1200 232 003	SPED - RETIREMENT AIDES PC	13,296.37	1,131.10	2,873.11	21.61	10,423.26	0.00	10,423.26
01 1200 232 004	SPED - RETIREMENT AIDES HE	11,863.14	980.92	2,743.58	23.13	9,119.56	0.00	9,119.56
01 1200 232 005	SPED - RETIREMENT AIDES BMS	6,125.41	819.27	1,972.01	32.19	4,153.40	0.00	4,153.40
01 1200 232 006	SPED - RETIREMENT AIDES AP	12,500.63	766.35	2,032.97	16.26	10,467.66	0.00	10,467.66
01 1200 232 007	SPED - RETIREMENT AIDES SE	5,435.65	545.39	1,211.36	22.29	4,224.29	0.00	4,224.29
01 1200 232 008	SPED - RETIREMENT AIDES BSMS	11,591.70	862.45	2,209.59	19.06	9,382.11	0.00	9,382.11
01 1200 233 001	SPED - RETIREMENT SUB TEACHERS HS	0.00	0.00	0.00	0.00	0.00	0.00	0.00
01 1200 233 002	SPED - RETIREMENT SUB TEACHERS BE	0.00	0.00	0.00	0.00	0.00	0.00	0.00
01 1200 233 003	SPED - RETIREMENT SUB TEACHERS PC	0.00	0.00	0.00	0.00	0.00	0.00	0.00
01 1200 233 004	SPED - RETIREMENT SUB TEACHERS HE	0.00	284.45	284.45	0.00	(284.45)	0.00	(284.45)
01 1200 233 005	SPED - RETIREMENT SUB TEACHERS BMS	0.00	0.00	0.00	0.00	0.00	0.00	0.00
01 1200 233 006	SPED - RETIREMENT SUB TEACHERS AP	0.00	0.00	0.00	0.00	0.00	0.00	0.00
01 1200 233 007	SPED - RETIREMENT SUB TEACHERS SE	0.00	0.00	0.00	0.00	0.00	0.00	0.00
01 1200 233 008	SPED - RETIREMENT SUB TEACHERS BSMS	0.00	0.00	0.00	0.00	0.00	0.00	0.00
01 1200 237 000	SPED - INCR RET CONTR DIST	0.00	799.24	2,307.38	0.00	(2,307.38)	0.00	(2,307.38)
01 1200 237 001	SPED - INCR RET CONTR HS	0.00	990.30	2,885.93	0.00	(2,885.93)	0.00	(2,885.93)
01 1200 237 002	SPED - INCR RET CONTR BE	0.00	633.58	1,765.78	0.00	(1,765.78)	0.00	(1,765.78)
01 1200 237 003	SPED - INCR RET CONTR PC	0.00	701.56	1,935.91	0.00	(1,935.91)	0.00	(1,935.91)
01 1200 237 004	SPED - INCR RET CONTR HE	0.00	813.74	2,253.54	0.00	(2,253.54)	0.00	(2,253.54)
01 1200 237 005	SPED - INCR RET CONTR BMS	0.00	765.73	2,096.24	0.00	(2,096.24)	0.00	(2,096.24)
01 1200 237 006	SPED - INCR RET CONTR AP	0.00	635.11	1,834.66	0.00	(1,834.66)	0.00	(1,834.66)
01 1200 237 007	SPED - INCR RET CONTR SE	0.00	371.90	1,063.13	0.00	(1,063.13)	0.00	(1,063.13)
01 1200 237 008	SPED - INCR RET CONTR BSMS	0.00	735.13	2,084.66	0.00	(2,084.66)	0.00	(2,084.66)
01 1200 280 000	SPED - HEALTH BEN NON-INSTR DIST	5,700.00	475.00	1,425.00	25.00	4,275.00	0.00	4,275.00
01 1200 281 001	SPED - HEALTH BEN TEACHERS HS	11,400.00	1,485.52	4,456.56	39.09	6,943.44	0.00	6,943.44
01 1200 281 002	SPED - HEALTH BEN TEACHERS BE	0.00	0.00	0.00	0.00	0.00	0.00	0.00
01 1200 281 003	SPED - HEALTH BEN TEACHERS PC	5,700.00	475.00	1,425.00	25.00	4,275.00	0.00	4,275.00

Account Number	Account Description	Revised Budget	Expended During Month	Expenditures to Date	% of Budget	Balance at EOM	P/ O Outstanding	Unencumbered Balance
01 1200 281 004	SPED - HEALTH BEN TEACHERS HE	0.00	111.77	335.31	0.00	(335.31)	0.00	(335.31)
01 1200 281 005	SPED - HEALTH BEN TEACHERS BMS	5,700.00	864.75	2,594.25	45.51	3,105.75	0.00	3,105.75
01 1200 281 006	SPED - HEALTH BEN TEACHERS AP	0.00	0.00	0.00	0.00	0.00	0.00	0.00
01 1200 281 007	SPED - HEALTH BEN TEACHERS SE	5,700.00	475.00	1,425.00	25.00	4,275.00	0.00	4,275.00
01 1200 281 008	SPED - HEALTH BEN TEACHERS BSMS	5,700.00	475.00	1,425.00	25.00	4,275.00	0.00	4,275.00
01 1200 320 001	SPED - PROF EDUCATIONAL SERVICES HS	0.00	0.00	0.00	0.00	0.00	0.00	0.00
01 1200 320 002	SPED - PROF EDUCATIONAL SERVICES BE	0.00	0.00	0.00	0.00	0.00	0.00	0.00
01 1200 320 003	SPED - PROF EDUCATIONAL SERVICES PC	0.00	0.00	0.00	0.00	0.00	0.00	0.00
01 1200 320 004	SPED - PROF EDUCATIONAL SERVICES HE	0.00	0.00	0.00	0.00	0.00	0.00	0.00
01 1200 320 005	SPED - PROF EDUCATIONAL SERVICES BMS	0.00	0.00	0.00	0.00	0.00	0.00	0.00
01 1200 320 006	SPED - PROF EDUCATIONAL SERVICES AP	0.00	0.00	0.00	0.00	0.00	0.00	0.00
01 1200 320 007	SPED - PROF EDUCATIONAL SERVICES SE	0.00	0.00	0.00	0.00	0.00	0.00	0.00
01 1200 320 008	SPED - PROF EDUCATIONAL SERVICES BSMS	0.00	0.00	0.00	0.00	0.00	0.00	0.00
01 1200 332 001	SPED - MILEAGE TO PARENTS HS	0.00	0.00	0.00	0.00	0.00	0.00	0.00
01 1200 334 000	SPED - MILEAGE TO PARENTS DIST	10,000.00	1,264.54	3,637.08	36.37	6,362.92	0.00	6,362.92
01 1200 334 001	SPED - MILEAGE TO PARENTS HS	5,000.00	0.00	0.00	0.00	5,000.00	0.00	5,000.00
01 1200 561 000 098	SPED - TUIT PD TO OTHER DIST DIST	25,000.00	6,650.00	6,650.00	26.60	18,350.00	0.00	18,350.00
01 1200 561 001 098	SPED - TUIT PD TO OTHER DIST HS	320,000.00	67,032.20	87,648.92	27.39	232,351.08	0.00	232,351.08
01 1200 561 001 099	SPED - TUIT PD TO ESU HS	0.00	0.00	0.00	0.00	0.00	0.00	0.00
01 1200 561 002 098	SPED - TUIT PD TO OTHER DIST BE	45,000.00	0.00	0.00	0.00	45,000.00	0.00	45,000.00
01 1200 561 002 099	SPED - TUIT PD TO ESU BE	0.00	0.00	0.00	0.00	0.00	0.00	0.00
01 1200 561 003 098	SPED - TUIT PD TO OTHER DIST PC	45,000.00	11,020.00	11,020.00	24.49	33,980.00	0.00	33,980.00
01 1200 561 003 099	SPED - TUIT PD TO ESU PC	0.00	0.00	0.00	0.00	0.00	0.00	0.00
01 1200 561 004 098	SPED - TUIT PD TO OTHER DIST HE	145,000.00	22,040.00	23,580.00	16.26	121,420.00	0.00	121,420.00
01 1200 561 004 099	SPED - TUIT PD TO ESU HE	0.00	0.00	0.00	0.00	0.00	0.00	0.00
01 1200 561 005 098	SPED - TUIT PD TO OTHER DIST BMS	45,000.00	28,080.00	35,320.00	78.49	9,680.00	0.00	9,680.00
01 1200 561 005 099	SPED - TUIT PD TO ESU BMS	0.00	0.00	0.00	0.00	0.00	0.00	0.00
01 1200 561 006 098	SPED - TUITION TO OTHER DIST AP	45,000.00	12,540.00	12,540.00	27.87	32,460.00	0.00	32,460.00
01 1200 561 006 099	SPED - TUIT PD TO ESU AP	0.00	0.00	0.00	0.00	0.00	0.00	0.00
01 1200 561 007 098	SPED - TUITION TO OTHER DIST SE	45,000.00	0.00	0.00	0.00	45,000.00	0.00	45,000.00
01 1200 561 007 099	SPED - TUIT PD TO ESU SE	0.00	0.00	0.00	0.00	0.00	0.00	0.00
01 1200 561 008 098	SPED - TUIT PD TO OTHER DIST BSMS	45,000.00	0.00	0.00	0.00	45,000.00	0.00	45,000.00
01 1200 561 008 099	SPED - TUIT PD TO ESU BSMS	0.00	0.00	0.00	0.00	0.00	0.00	0.00
01 1200 580 000	SPED - TRAVEL & MILEAGE DIST	6,600.00	476.14	1,002.82	28.88	5,597.18	903.13	4,694.05
01 1200 580 001	SPED - TRAVEL & MILEAGE HS	200.00	0.00	0.00	0.00	200.00	0.00	200.00
01 1200 580 002	SPED - TRAVEL & MILEAGE BE	200.00	0.00	0.00	0.00	200.00	0.00	200.00
01 1200 580 003	SPED - TRAVEL & MILEAGE PC	200.00	0.00	0.00	0.00	200.00	0.00	200.00
01 1200 580 004	SPED - TRAVEL & MILEAGE HE	200.00	0.00	0.00	0.00	200.00	0.00	200.00
01 1200 580 005	SPED - TRAVEL & MILEAGE BMS	200.00	0.00	0.00	0.00	200.00	0.00	200.00
01 1200 580 006	SPED - TRAVEL & MILEAGE AP	200.00	0.00	0.00	0.00	200.00	0.00	200.00
01 1200 580 007	SPED - TRAVEL & MILEAGE SE	200.00	0.00	0.00	0.00	200.00	0.00	200.00
01 1200 580 008	SPED - TRAVEL & MILEAGE BSMS	200.00	0.00	0.00	0.00	200.00	0.00	200.00
01 1200 590 000	SPED - PURCHASED SERVICES DIST	150,000.00	16,558.00	36,652.00	24.43	113,348.00	0.00	113,348.00
01 1200 590 001	SPED - PURCHASED SERVICES HS	10,000.00	0.00	0.00	0.00	10,000.00	0.00	10,000.00
01 1200 590 002	SPED - PURCHASED SERVICES BE	10,000.00	0.00	0.00	0.00	10,000.00	0.00	10,000.00
01 1200 590 003	SPED - PURCHASED SERVICES PC	10,000.00	0.00	0.00	0.00	10,000.00	0.00	10,000.00
01 1200 590 004	SPED - PURCHASED SERVICES HE	10,000.00	0.00	0.00	0.00	10,000.00	0.00	10,000.00
01 1200 590 005	SPED - PURCHASED SERVICES BMS	10,000.00	0.00	0.00	0.00	10,000.00	0.00	10,000.00
01 1200 590 006	SPED - PURCHASED SERVICES AP	10,000.00	0.00	0.00	0.00	10,000.00	0.00	10,000.00
01 1200 590 007	SPED - PURCHASED SERVICES SE	10,000.00	0.00	0.00	0.00	10,000.00	0.00	10,000.00
01 1200 590 008	SPED - PURCHASED SERVICES BSMS	10,000.00	0.00	0.00	0.00	10,000.00	0.00	10,000.00
01 1200 610 000	SPED - SUPPLIES DIST	3,000.00	170.19	2,526.07	89.20	473.93	150.00	323.93
01 1200 610 001	SPED - SUPPLIES HS	4,000.00	834.62	2,288.40	59.66	1,711.60	98.00	1,613.60
01 1200 610 001 611	SPED - TESTING SUPPLIES HS	0.00	0.00	0.00	0.00	0.00	0.00	0.00
01 1200 610 002	SPED - SUPPLIES BE	2,000.00	103.75	2,581.48	129.07	(581.48)	0.00	(581.48)

Account Number	Account Description	Revised Budget	Expended During Month	Expenditures to Date	% of Budget	Balance at EOM	P/ O Outstanding	Unencumbered Balance
01 1200 610 002 611	SPED - TESTING SUPPLIES BE	0.00	0.00	0.00	0.00	0.00	0.00	0.00
01 1200 610 003	SPED - SUPPLIES PC	2,000.00	228.70	1,641.95	82.63	358.05	10.73	347.32
01 1200 610 003 611	SPED - TESTING SUPPLIES PC	0.00	0.00	0.00	0.00	0.00	0.00	0.00
01 1200 610 004	SPED - SUPPLIES HE	2,000.00	0.00	911.83	45.59	1,088.17	0.00	1,088.17
01 1200 610 004 611	SPED - TESTING SUPPLIES HE	0.00	0.00	0.00	0.00	0.00	0.00	0.00
01 1200 610 005	SPED - SUPPLIES BMS	4,000.00	55.77	55.77	1.39	3,944.23	0.00	3,944.23
01 1200 610 005 611	SPED - TESTING SUPPLIES BMS	0.00	0.00	0.00	0.00	0.00	0.00	0.00
01 1200 610 006	SPED - SUPPLIES AP	2,000.00	91.43	563.51	44.28	1,436.49	322.05	1,114.44
01 1200 610 006 611	SPED - TESTING SUPPLIES AP	0.00	0.00	0.00	0.00	0.00	0.00	0.00
01 1200 610 007	SPED - SUPPLIES SE	2,000.00	67.98	359.93	26.25	1,640.07	165.16	1,474.91
01 1200 610 007 611	SPED - TESTING SUPPLIES SE	0.00	0.00	0.00	0.00	0.00	0.00	0.00
01 1200 610 008	SPED - SUPPLIES BSMS	4,000.00	402.12	2,415.81	65.04	1,584.19	185.59	1,398.60
01 1200 610 008 611	SPED - TESTING SUPPLIES BSMS	0.00	0.00	0.00	0.00	0.00	0.00	0.00
01 1200 640 000	SPED - BOOKS & PER DIST	0.00	0.00	0.00	0.00	0.00	0.00	0.00
01 1200 640 001	SPED - BOOKS & PER HS	0.00	137.23	137.23	0.00	(137.23)	0.00	(137.23)
01 1200 640 002	SPED - BOOKS & PER BE	0.00	0.00	0.00	0.00	0.00	0.00	0.00
01 1200 640 003	SPED - BOOKS & PER PC	0.00	209.34	275.61	0.00	(275.61)	0.00	(275.61)
01 1200 640 004	SPED - BOOKS & PER HE	0.00	0.00	113.77	0.00	(113.77)	0.00	(113.77)
01 1200 640 005	SPED - BOOKS & PER BMS	0.00	0.00	0.00	0.00	0.00	0.00	0.00
01 1200 640 006	SPED - BOOKS & PER AP	0.00	0.00	0.00	0.00	0.00	0.00	0.00
01 1200 640 007	SPED - BOOKS & PER SE	0.00	0.00	0.00	0.00	0.00	0.00	0.00
01 1200 640 008	SPED - BOOKS & PER BSMS	0.00	0.00	66.28	0.00	(66.28)	0.00	(66.28)
01 1200 650 001	SPED - SUPPLIES TECH-REL HS	100.00	0.00	0.00	0.00	100.00	0.00	100.00
01 1200 650 002	SPED - SUPPLIES TECH-REL BE	100.00	0.00	0.00	0.00	100.00	0.00	100.00
01 1200 650 003	SPED - SUPPLIES TECH-REL PC	100.00	0.00	0.00	0.00	100.00	0.00	100.00
01 1200 650 004	SPED - SUPPLIES TECH-REL HE	100.00	0.00	0.00	0.00	100.00	0.00	100.00
01 1200 650 005	SPED - SUPPLIES TECH-REL BMS	100.00	0.00	0.00	0.00	100.00	0.00	100.00
01 1200 650 006	SPED - SUPPLIES TECH-REL AP	100.00	0.00	0.00	0.00	100.00	0.00	100.00
01 1200 650 007	SPED - SUPPLIES TECH-REL SE	100.00	0.00	0.00	0.00	100.00	0.00	100.00
01 1200 650 008	SPED - SUPPLIES TECH-REL BSMS	100.00	0.00	21.49	21.49	78.51	0.00	78.51
01 1200 733 001	SPED - FURN & EQUIP HS	500.00	0.00	0.00	0.00	500.00	0.00	500.00
01 1200 733 002	SPED - FURN & EQUIP BE	500.00	0.00	0.00	0.00	500.00	0.00	500.00
01 1200 733 003	SPED - FURN & EQUIP PC	500.00	0.00	2,370.00	474.00	(1,870.00)	0.00	(1,870.00)
01 1200 733 004	SPED - FURN & EQUIP HE	500.00	0.00	226.74	45.35	273.26	0.00	273.26
01 1200 733 005	SPED - FURN & EQUIP BMS	500.00	0.00	0.00	0.00	500.00	0.00	500.00
01 1200 733 006	SPED - FURN & EQUIP AP	500.00	0.00	0.00	0.00	500.00	0.00	500.00
01 1200 733 007	SPED - FURN & EQUIP SE	500.00	0.00	0.00	0.00	500.00	0.00	500.00
01 1200 733 008	SPED - FURN & EQUIP BSMS	500.00	279.98	279.98	56.00	220.02	0.00	220.02
01 1200 734 001	SPED - HARDWARE HS	1,500.00	0.00	0.00	0.00	1,500.00	0.00	1,500.00
01 1200 734 002	SPED - HARDWARE BE	1,500.00	0.00	0.00	0.00	1,500.00	0.00	1,500.00
01 1200 734 003	SPED - HARDWARE PC	1,500.00	0.00	0.00	0.00	1,500.00	0.00	1,500.00
01 1200 734 004	SPED - HARDWARE HE	1,500.00	0.00	449.00	29.93	1,051.00	0.00	1,051.00
01 1200 734 005	SPED - HARDWARE BMS	1,500.00	0.00	0.00	0.00	1,500.00	0.00	1,500.00
01 1200 734 006	SPED - HARDWARE AP	1,500.00	0.00	0.00	0.00	1,500.00	0.00	1,500.00
01 1200 734 007	SPED - HARDWARE SE	1,500.00	0.00	0.00	0.00	1,500.00	0.00	1,500.00
01 1200 734 008	SPED - HARDWARE BSMS	1,500.00	0.00	0.00	0.00	1,500.00	0.00	1,500.00
01 1200 735 000	SPED - SOFTWARE DIST	3,000.00	0.00	6,321.60	210.72	(3,321.60)	0.00	(3,321.60)
01 1200 735 001	SPED - SOFTWARE HS	250.00	1,033.00	1,033.00	413.20	(783.00)	0.00	(783.00)
01 1200 735 002	SPED - SOFTWARE BE	250.00	0.00	0.00	0.00	250.00	0.00	250.00
01 1200 735 003	SPED - SOFTWARE PC	250.00	0.00	0.00	0.00	250.00	0.00	250.00
01 1200 735 004	SPED - SOFTWARE HE	250.00	0.00	49.99	20.00	200.01	0.00	200.01
01 1200 735 005	SPED - SOFTWARE BMS	250.00	1,033.00	1,033.00	413.20	(783.00)	0.00	(783.00)
01 1200 735 006	SPED - SOFTWARE AP	250.00	0.00	0.00	0.00	250.00	0.00	250.00
01 1200 735 007	SPED - SOFTWARE SE	250.00	0.00	0.00	0.00	250.00	0.00	250.00
01 1200 735 008	SPED - SOFTWARE BSMS	250.00	1,033.00	1,033.00	413.20	(783.00)	0.00	(783.00)

Account Number	Account Description	Revised Budget	Expended During Month	Expenditures to Date	% of Budget	Balance at EOM	P/ O Outstanding	Unencumbered Balance
01 1300 810 003	SUMM SCHOOL - DUES & FEES PC	0.00	0.00	0.00	0.00	0.00	0.00	0.00
01 1300 810 004	SUMM SCHOOL - DUES & FEES HE	0.00	0.00	0.00	0.00	0.00	0.00	0.00
01 1300 810 005	SUMM SCHOOL - DUES & FEES BMS	0.00	0.00	0.00	0.00	0.00	0.00	0.00
01 1300 810 006	SUMM SCHOOL - DUES & FEES AP	0.00	0.00	0.00	0.00	0.00	0.00	0.00
01 1300 810 007	SUMM SCHOOL - DUES & FEES SE	0.00	0.00	0.00	0.00	0.00	0.00	0.00
01 1300 810 008	SUMM SCHOOL - DUES & FEES BSMS	0.00	0.00	0.00	0.00	0.00	0.00	0.00
1300	SUMMER SCHOOL	136,330.28	0.00	0.00	0.00	136,330.28	0.00	136,330.28
2120	GUIDANCE SERVICES							
01 2120 110 001	GUIDANCE - SALARIES NON-INSTR HS	22,572.00	2,622.11	7,168.19	31.76	15,403.81	0.00	15,403.81
01 2120 110 005	GUIDANCE - SALARIES NON-INSTR BMS	0.00	0.00	0.00	0.00	0.00	0.00	0.00
01 2120 111 001	GUIDANCE - SALARIES TEACHERS HS	225,563.30	13,449.30	40,347.90	17.89	185,215.40	0.00	185,215.40
01 2120 111 002	GUIDANCE - SALARIES TEACHERS BE	68,754.53	5,750.08	17,250.24	25.09	51,504.29	0.00	51,504.29
01 2120 111 003	GUIDANCE - SALARIES TEACHERS PC	108,515.95	15,650.47	46,951.41	43.27	61,564.54	0.00	61,564.54
01 2120 111 004	GUIDANCE - SALARIES TEACHERS HE	68,357.10	5,716.84	17,150.52	25.09	51,206.58	0.00	51,206.58
01 2120 111 005	GUIDANCE - SALARIES TEACHERS BMS	87,808.22	7,301.05	21,903.15	24.94	65,905.07	0.00	65,905.07
01 2120 111 006	GUIDANCE - SALARIES TEACHERS AP	50,870.40	4,254.39	12,763.17	25.09	38,107.23	0.00	38,107.23
01 2120 111 007	GUIDANCE - SALARIES TEACHERS SE	57,229.20	4,786.19	14,358.57	25.09	42,870.63	0.00	42,870.63
01 2120 111 008	GUIDANCE - SALARIES TEACHERS BSMS	169,734.55	14,113.04	42,339.12	24.94	127,395.43	0.00	127,395.43
01 2120 130 001	GUIDANCE - OT SALARIES NON-INSTR HS	0.00	0.00	0.00	0.00	0.00	0.00	0.00
01 2120 130 005	GUIDANCE - OT SALARIES NON-INSTR BMS	0.00	0.00	0.00	0.00	0.00	0.00	0.00
01 2120 150 001	GUIDANCE - ADD'L COMP NON-INSTR HS	0.00	0.00	0.00	0.00	0.00	0.00	0.00
01 2120 150 005	GUIDANCE - ADD'L COMP NON-INSTR BMS	0.00	0.00	0.00	0.00	0.00	0.00	0.00
01 2120 151 001	GUIDANCE - ADD'L COMP TEACHERS HS	645.15	48.87	146.61	22.72	498.54	0.00	498.54
01 2120 151 002	GUIDANCE - ADD'L COMP TEACHERS BE	178.76	14.90	44.70	25.01	134.06	0.00	134.06
01 2120 151 003	GUIDANCE - ADD'L COMP TEACHERS PC	282.14	17.14	51.42	18.22	230.72	0.00	230.72
01 2120 151 004	GUIDANCE - ADD'L COMP TEACHERS HE	177.73	14.81	44.43	25.00	133.30	0.00	133.30
01 2120 151 005	GUIDANCE - ADD'L COMP TEACHERS BMS	228.30	19.03	57.09	25.01	171.21	0.00	171.21
01 2120 151 006	GUIDANCE - ADD'L COMP TEACHERS AP	132.26	11.02	33.06	25.00	99.20	0.00	99.20
01 2120 151 007	GUIDANCE - ADD'L COMP TEACHERS SE	148.80	12.40	37.20	25.00	111.60	0.00	111.60
01 2120 151 008	GUIDANCE - ADD'L COMP TEACHERS BSMS	441.31	36.77	110.31	25.00	331.00	0.00	331.00
01 2120 152 001	GUIDANCE - ADD'L COMP AIDES HS	0.00	0.00	0.00	0.00	0.00	0.00	0.00
01 2120 152 005	GUIDANCE - ADD'L COMP AIDES BMS	0.00	0.00	0.00	0.00	0.00	0.00	0.00
01 2120 210 001	GUIDANCE - GROUP INS NON-INSTR HS	62.40	5.20	15.60	25.00	46.80	0.00	46.80
01 2120 210 005	GUIDANCE - GROUP INS NON-INSTR BMS	0.00	0.00	0.00	0.00	0.00	0.00	0.00
01 2120 211 001	GUIDANCE - GROUP INS TEACHERS HS	45,769.80	3,808.95	11,426.85	24.97	34,342.95	0.00	34,342.95
01 2120 211 002	GUIDANCE - GROUP INS TEACHERS BE	27,441.78	2,286.84	6,860.52	25.00	20,581.26	0.00	20,581.26
01 2120 211 003	GUIDANCE - GROUP INS TEACHERS PC	27,504.48	2,297.24	6,891.72	25.06	20,612.76	0.00	20,612.76
01 2120 211 004	GUIDANCE - GROUP INS TEACHERS HE	27,442.08	2,286.84	6,860.52	25.00	20,581.56	0.00	20,581.56
01 2120 211 005	GUIDANCE - GROUP INS TEACHERS BMS	27,442.08	2,286.84	6,860.52	25.00	20,581.56	0.00	20,581.56
01 2120 211 006	GUIDANCE - GROUP INS TEACHERS AP	62.40	5.20	15.60	25.00	46.80	0.00	46.80
01 2120 211 007	GUIDANCE - GROUP INS TEACHERS SE	10,221.84	851.82	2,555.46	25.00	7,666.38	0.00	7,666.38
01 2120 211 008	GUIDANCE - GROUP INS TEACHERS BSMS	27,504.48	2,292.04	6,876.12	25.00	20,628.36	0.00	20,628.36
01 2120 220 001	GUIDANCE - SOC SEC NON-INSTR HS	2,018.12	224.50	620.09	30.73	1,398.03	0.00	1,398.03
01 2120 220 005	GUIDANCE - SOC SEC NON-INSTR BMS	0.00	0.00	0.00	0.00	0.00	0.00	0.00
01 2120 221 001	GUIDANCE - SOC SEC TEACHERS HS	17,255.59	999.34	2,998.02	17.37	14,257.57	0.00	14,257.57
01 2120 221 002	GUIDANCE - SOC SEC TEACHERS BE	5,259.72	432.95	1,298.86	24.69	3,960.86	0.00	3,960.86
01 2120 221 003	GUIDANCE - SOC SEC TEACHERS PC	8,301.47	1,241.47	3,724.37	44.86	4,577.10	0.00	4,577.10
01 2120 221 004	GUIDANCE - SOC SEC TEACHERS HE	5,229.32	438.47	1,315.41	25.15	3,913.91	0.00	3,913.91
01 2120 221 005	GUIDANCE - SOC SEC TEACHERS BMS	6,717.33	551.91	1,655.73	24.65	5,061.60	0.00	5,061.60
01 2120 221 006	GUIDANCE - SOC SEC TEACHERS AP	3,891.59	362.65	1,087.95	27.96	2,803.64	0.00	2,803.64
01 2120 221 007	GUIDANCE - SOC SEC TEACHERS SE	4,378.03	366.60	1,099.80	25.12	3,278.23	0.00	3,278.23
01 2120 221 008	GUIDANCE - SOC SEC TEACHERS BSMS	12,984.69	1,110.71	3,332.13	25.66	9,652.56	0.00	9,652.56
01 2120 230 001	GUIDANCE - RETIREMENT NON-INSTR HS	2,229.62	192.73	526.86	23.63	1,702.76	0.00	1,702.76
01 2120 230 005	GUIDANCE - RETIREMENT NON-INSTR BMS	0.00	0.00	0.00	0.00	0.00	0.00	0.00
01 2120 231 001	GUIDANCE - RETIREMENT TEACHERS HS	22,280.69	988.52	2,965.58	13.31	19,315.11	0.00	19,315.11

Account Number	Account Description	Revised Budget	Expended During Month	Expenditures to Date	% of Budget	Balance at EOM	P/ O Outstanding	Unencumbered Balance
01 2120 610 008	GUIDANCE - SUPPLIES BSMS	2,500.00	0.00	0.00	0.00	2,500.00	0.00	2,500.00
01 2120 610 008 611	GUIDANCE - TESTING SUPPLIES BSMS	0.00	0.00	0.00	0.00	0.00	0.00	0.00
01 2120 733 001	GUIDANCE - FURN & EQUIP HS	0.00	0.00	0.00	0.00	0.00	0.00	0.00
01 2120 733 002	GUIDANCE - FURN & EQUIP BE	0.00	0.00	0.00	0.00	0.00	0.00	0.00
01 2120 733 003	GUIDANCE - FURN & EQUIP PC	0.00	0.00	37.67	0.00	(37.67)	0.00	(37.67)
01 2120 733 004	GUIDANCE - FURN & EQUIP HE	0.00	0.00	0.00	0.00	0.00	0.00	0.00
01 2120 733 005	GUIDANCE - FURN & EQUIP BMS	0.00	0.00	0.00	0.00	0.00	0.00	0.00
01 2120 733 006	GUIDANCE - FURN & EQUIP AP	0.00	0.00	0.00	0.00	0.00	0.00	0.00
01 2120 733 007	GUIDANCE - FURN & EQUIP SE	0.00	0.00	0.00	0.00	0.00	0.00	0.00
01 2120 733 008	GUIDANCE - FURN & EQUIP BSMS	0.00	0.00	0.00	0.00	0.00	0.00	0.00
01 2120 734 001	GUIDANCE - HARDWARE HS	0.00	0.00	0.00	0.00	0.00	0.00	0.00
01 2120 734 005	GUIDANCE - HARDWARE BMS	0.00	0.00	0.00	0.00	0.00	0.00	0.00
01 2120 810 001	GUIDANCE - DUES & FEES HS	1,000.00	2,000.00	2,000.00	200.00	(1,000.00)	0.00	(1,000.00)
01 2120 810 002	GUIDANCE - DUES & FEES BE	250.00	0.00	0.00	0.00	250.00	0.00	250.00
01 2120 810 003	GUIDANCE - DUES & FEES PC	250.00	0.00	0.00	0.00	250.00	0.00	250.00
01 2120 810 004	GUIDANCE - DUES & FEES HE	250.00	0.00	0.00	0.00	250.00	0.00	250.00
01 2120 810 005	GUIDANCE - DUES & FEES BMS	250.00	0.00	0.00	0.00	250.00	0.00	250.00
01 2120 810 006	GUIDANCE - DUES & FEES AP	250.00	0.00	0.00	0.00	250.00	0.00	250.00
01 2120 810 007	GUIDANCE - DUES & FEES SE	250.00	0.00	0.00	0.00	250.00	0.00	250.00
01 2120 810 008	GUIDANCE - DUES & FEES BSMS	250.00	0.00	0.00	0.00	250.00	0.00	250.00
01 2120 890 005	GUIDANCE - OTHER MISC BMS	0.00	0.00	0.00	0.00	0.00	0.00	0.00
01 2120 890 008	GUIDANCE - OTHER MISC BSMS	0.00	0.00	0.00	0.00	0.00	0.00	0.00
2120	GUIDANCE SERVICES	1,368,267.24	143,586.57	379,332.42	27.73	988,934.82	28.31	988,906.51
2130	HEALTH SERVICES							
01 2130 110 002	HEALTH SERV - SALARIES NON-INSTR BE	19,270.88	2,335.12	6,262.66	32.50	13,008.22	0.00	13,008.22
01 2130 110 003	HEALTH SERV - SALARIES NON-INSTR PC	20,766.53	0.00	0.00	0.00	20,766.53	0.00	20,766.53
01 2130 110 004	HEALTH SERV - SALARIES NON-INSTR HE	20,133.75	2,242.63	6,700.41	33.28	13,433.34	0.00	13,433.34
01 2130 110 006	HEALTH SERV - SALARIES NON-INSTR AP	19,846.13	0.00	0.00	0.00	19,846.13	0.00	19,846.13
01 2130 110 007	HEALTH SERV - SALARIES NON-INSTR SE	19,558.50	2,387.65	7,222.62	36.93	12,335.88	0.00	12,335.88
01 2130 130 003	HEALTH SERV - OT SALARIES NON-INSTR PC	0.00	0.00	0.00	0.00	0.00	0.00	0.00
01 2130 130 006	HEALTH SERV - OT SALARIES NON-INSTR AP	0.00	0.00	0.00	0.00	0.00	0.00	0.00
01 2130 130 007	HEALTH SERV - OT SALARIES NON-INSTR SE	0.00	0.00	0.00	0.00	0.00	0.00	0.00
01 2130 150 002	HEALTH SERV - ADD'L COMP NON-INSTR BE	50.10	5.02	15.06	30.06	35.04	0.00	35.04
01 2130 150 003	HEALTH SERV - ADD'L COMP NON-INSTR PC	53.99	0.00	0.00	0.00	53.99	0.00	53.99
01 2130 150 004	HEALTH SERV - ADD'L COMP NON-INSTR HE	52.35	5.23	15.69	29.97	36.66	0.00	36.66
01 2130 150 006	HEALTH SERV - ADD'L COMP NON-INSTR AP	51.60	5.16	15.48	30.00	36.12	0.00	36.12
01 2130 150 007	HEALTH SERV - ADD'L COMP NON-INSTR SE	50.85	5.09	15.27	30.03	35.58	0.00	35.58
01 2130 210 002	HEALTH SERV - GROUP INS NON-INSTR BE	62.40	5.20	15.60	25.00	46.80	0.00	46.80
01 2130 210 003	HEALTH SERV - GROUP INS NON-INSTR PC	62.40	0.00	0.00	0.00	62.40	0.00	62.40
01 2130 210 004	HEALTH SERV - GROUP INS NON-INSTR HE	62.40	5.20	15.60	25.00	46.80	0.00	46.80
01 2130 210 006	HEALTH SERV - GROUP INS NON-INSTR AP	62.40	0.00	0.00	0.00	62.40	0.00	62.40
01 2130 210 007	HEALTH SERV - GROUP INS NON-INSTR SE	62.40	5.20	15.60	25.00	46.80	0.00	46.80
01 2130 220 002	HEALTH SERV - SOC SEC NON-INSTR BE	1,478.05	178.53	478.76	32.39	999.29	0.00	999.29
01 2130 220 003	HEALTH SERV - SOC SEC NON-INSTR PC	1,592.77	0.00	0.00	0.00	1,592.77	0.00	1,592.77
01 2130 220 004	HEALTH SERV - SOC SEC NON-INSTR HE	1,544.24	171.96	513.78	33.27	1,030.46	0.00	1,030.46
01 2130 220 006	HEALTH SERV - SOC SEC NON-INSTR AP	1,522.18	0.39	1.17	0.08	1,521.01	0.00	1,521.01
01 2130 220 007	HEALTH SERV - SOC SEC NON-INSTR SE	1,500.12	183.04	553.69	36.91	946.43	0.00	946.43
01 2130 230 002	HEALTH SERV - RETIREMENT NON-INSTR BE	1,903.54	171.63	460.31	24.18	1,443.23	0.00	1,443.23
01 2130 230 003	HEALTH SERV - RETIREMENT NON-INSTR PC	2,051.28	0.00	0.00	0.00	2,051.28	0.00	2,051.28
01 2130 230 004	HEALTH SERV - RETIREMENT NON-INSTR HE	1,988.77	164.83	492.47	24.76	1,496.30	0.00	1,496.30
01 2130 230 006	HEALTH SERV - RETIREMENT NON-INSTR AP	1,960.36	0.00	0.00	0.00	1,960.36	0.00	1,960.36
01 2130 230 007	HEALTH SERV - RETIREMENT NON-INSTR SE	1,931.95	175.49	530.86	27.48	1,401.09	0.00	1,401.09
01 2130 237 002	HEALTH SERV - INCR RET CONTR BE	0.00	59.03	158.31	0.00	(158.31)	0.00	(158.31)
01 2130 237 003	HEALTH SERV - INCR RET CONTR PC	0.00	0.00	0.00	0.00	0.00	0.00	0.00
01 2130 237 004	HEALTH SERV - INCR RET CONTR HE	0.00	56.69	169.38	0.00	(169.38)	0.00	(169.38)

Account Number	Account Description	Revised Budget	Expended During Month	Expenditures to Date	% of Budget	Balance at EOM	P/ O Outstanding	Unencumbered Balance
01 2141 810 006	PSYCH SERV - DUES & FEES AP	0.00	0.00	0.00	0.00	0.00	0.00	0.00
01 2141 810 007	PSYCH SERV - DUES & FEES SE	0.00	0.00	0.00	0.00	0.00	0.00	0.00
01 2141 810 008	PSYCH SERV - DUES & FEES BSMS	0.00	0.00	0.00	0.00	0.00	0.00	0.00
01 2141 890 000	PSYCH SERV - OTHER MISC DIST	0.00	0.00	0.00	0.00	0.00	0.00	0.00
01 2141 890 001	PSYCH SERV - OTHER MISC HS	0.00	0.00	0.00	0.00	0.00	0.00	0.00
01 2141 890 002	PSYCH SERV - OTHER MISC BE	0.00	0.00	0.00	0.00	0.00	0.00	0.00
01 2141 890 003	PSYCH SERV - OTHER MISC PC	0.00	0.00	0.00	0.00	0.00	0.00	0.00
01 2141 890 004	PSYCH SERV - OTHER MISC HE	0.00	0.00	0.00	0.00	0.00	0.00	0.00
01 2141 890 005	PSYCH SERV - OTHER MISC BMS	0.00	0.00	0.00	0.00	0.00	0.00	0.00
01 2141 890 006	PSYCH SERV - OTHER MISC AP	0.00	0.00	0.00	0.00	0.00	0.00	0.00
01 2141 890 007	PSYCH SERV - OTHER MISC SE	0.00	0.00	0.00	0.00	0.00	0.00	0.00
01 2141 890 008	PSYCH SERV - OTHER MISC BSMS	0.00	0.00	0.00	0.00	0.00	0.00	0.00
2141	PYSCH SERV SPED SA	552,584.57	44,346.15	134,188.52	24.32	418,396.05	200.00	418,196.05
2151	SPEECH PATH SPED SCHOOL AGE							
01 2151 111 001	SPEECH SPED SA - SALARIES TEACHERS HS	34,254.25	2,854.52	8,563.56	25.00	25,690.69	0.00	25,690.69
01 2151 111 002	SPEECH SPED SA - SALARIES TEACHERS BE	68,508.50	5,709.04	17,127.12	25.00	51,381.38	0.00	51,381.38
01 2151 111 003	SPEECH SPED SA - SALARIES TEACHERS PC	59,046.00	6,939.16	20,817.48	35.26	38,228.52	0.00	38,228.52
01 2151 111 004	SPEECH SPED SA - SALARIES TEACHERS HE	62,074.00	5,172.83	15,518.49	25.00	46,555.51	0.00	46,555.51
01 2151 111 005	SPEECH SPED SA - SALARIES TEACHERS BMS	34,254.25	2,854.52	8,563.56	25.00	25,690.69	0.00	25,690.69
01 2151 111 006	SPEECH SPED SA - SALARIES TEACHERS AP	107,494.00	0.00	0.00	0.00	107,494.00	0.00	107,494.00
01 2151 111 007	SPEECH SPED SA - SALARIES TEACHERS SE	60,938.50	5,078.21	15,234.63	25.00	45,703.87	0.00	45,703.87
01 2151 111 008	SPEECH SPED SA - SALARIES TEACHERS BSMS	0.00	2,018.67	6,056.01	0.00	(6,056.01)	0.00	(6,056.01)
01 2151 151 001	SPEECH SPED SA - ADD'L COMP TEACHES HS	89.06	23.19	69.57	78.12	19.49	0.00	19.49
01 2151 151 002	SPEECH SPED SA - ADD'L COMP TEACHES BE	178.12	46.38	139.14	78.12	38.98	0.00	38.98
01 2151 151 003	SPEECH SPED SA - ADD'L COMP TEACHES PC	153.52	22.77	68.31	44.50	85.21	0.00	85.21
01 2151 151 004	SPEECH SPED SA - ADD'L COMP TEACHES HE	161.39	13.45	40.35	25.00	121.04	0.00	121.04
01 2151 151 005	SPEECH SPED SA - ADD'L COMP TEACHES BMS	89.06	23.19	69.57	78.12	19.49	0.00	19.49
01 2151 151 006	SPEECH SPED SA - ADD'L COMP TEACHES AP	279.48	10.50	31.50	11.27	247.98	0.00	247.98
01 2151 151 007	SPEECH SPED SA - ADD'L COMP TEACHES SE	158.44	488.20	1,464.60	924.39	(1,306.16)	0.00	(1,306.16)
01 2151 151 008	SPEECH SPED SA - ADD'L COMP TEACHES BSMS	0.00	32.06	96.18	0.00	(96.18)	0.00	(96.18)
01 2151 211 001	SPEECH SPED SA - GROUP INS TEACHERS HS	13,721.04	1,143.43	3,430.29	25.00	10,290.75	0.00	10,290.75
01 2151 211 002	SPEECH SPED SA - GROUP INS TEACHERS BE	27,442.08	2,286.84	6,860.52	25.00	20,581.56	0.00	20,581.56
01 2151 211 003	SPEECH SPED SA - GROUP INS TEACHERS PC	27,442.08	2,289.44	6,868.32	25.03	20,573.76	0.00	20,573.76
01 2151 211 004	SPEECH SPED SA - GROUP INS TEACHERS HE	62.40	5.20	15.60	25.00	46.80	0.00	46.80
01 2151 211 005	SPEECH SPED SA - GROUP INS TEACHERS BMS	13,721.04	1,143.41	3,430.23	25.00	10,290.81	0.00	10,290.81
01 2151 211 006	SPEECH SPED SA - GROUP INS TEACHERS AP	48,072.96	0.00	0.00	0.00	48,072.96	0.00	48,072.96
01 2151 211 007	SPEECH SPED SA - GROUP INS TEACHERS SE	62.40	5.20	15.60	25.00	46.80	0.00	46.80
01 2151 211 008	SPEECH SPED SA - GROUP INS TEACHERS BSMS	0.00	2.60	7.80	0.00	(7.80)	0.00	(7.80)
01 2151 221 001	SPEECH SPED SA - SOC SEC TEACHERS HS	2,620.45	215.38	646.14	24.66	1,974.31	0.00	1,974.31
01 2151 221 002	SPEECH SPED SA - SOC SEC TEACHERS BE	5,240.90	431.27	1,293.81	24.69	3,947.09	0.00	3,947.09
01 2151 221 003	SPEECH SPED SA - SOC SEC TEACHERS PC	4,517.02	524.51	1,573.54	34.84	2,943.48	0.00	2,943.48
01 2151 221 004	SPEECH SPED SA - SOC SEC TEACHERS HE	4,748.66	433.09	1,299.28	27.36	3,449.38	0.00	3,449.38
01 2151 221 005	SPEECH SPED SA - SOC SEC TEACHERS BMS	2,620.45	215.38	646.14	24.66	1,974.31	0.00	1,974.31
01 2151 221 006	SPEECH SPED SA - SOC SEC TEACHERS AP	8,223.29	0.80	2.41	0.03	8,220.88	0.00	8,220.88
01 2151 221 007	SPEECH SPED SA - SOC SEC TEACHERS SE	4,661.80	425.83	1,277.50	27.40	3,384.30	0.00	3,384.30
01 2151 221 008	SPEECH SPED SA - SOC SEC TEACHERS BSMS	0.00	156.89	470.67	0.00	(470.67)	0.00	(470.67)
01 2151 231 001	SPEECH SPED SA - RETIREMENT TEACHERS HS	3,383.57	210.97	632.91	18.71	2,750.66	0.00	2,750.66
01 2151 231 002	SPEECH SPED SA - RETIREMENT TEACHERS BE	6,767.13	421.93	1,265.79	18.70	5,501.34	0.00	5,501.34
01 2151 231 003	SPEECH SPED SA - RETIREMENT TEACHERS PC	5,832.45	510.38	1,531.14	26.25	4,301.31	0.00	4,301.31
01 2151 231 004	SPEECH SPED SA - RETIREMENT TEACHERS HE	6,131.55	380.20	1,140.60	18.60	4,990.95	0.00	4,990.95
01 2151 231 005	SPEECH SPED SA - RETIREMENT TEACHERS BMS	3,383.57	210.97	632.91	18.71	2,750.66	0.00	2,750.66
01 2151 231 006	SPEECH SPED SA - RETIREMENT TEACHERS AP	10,618.04	0.00	0.00	0.00	10,618.04	0.00	10,618.04
01 2151 231 007	SPEECH SPED SA - RETIREMENT TEACHERS SE	6,019.38	373.25	1,119.75	18.60	4,899.63	0.00	4,899.63
01 2151 231 008	SPEECH SPED SA - RETIREMENT TEACHERS BSMS	0.00	150.34	451.02	0.00	(451.02)	0.00	(451.02)
01 2151 237 001	SPEECH SPED SA - INCR RET CONTR HS	0.00	72.56	217.67	0.00	(217.67)	0.00	(217.67)

Account Number	Account Description	Revised Budget	Expended During Month	Expenditures to Date	% of Budget	Balance at EOM	P/ O Outstanding	Unencumbered Balance
2152	Speech Pathology & Audiology Services Age 3-5	0.00	0.00	0.00	0.00	0.00	0.00	0.00
2153	Speech Pathology & Audiology Services Age 0-2							
01 2153 591 000	SPEECH PATH&AUDIO 0-2 - SERV OTH DIST DIST	0.00	0.00	0.00	0.00	0.00	0.00	0.00
2153	Speech Pathology & Audiology Services Age 0-2	0.00	0.00	0.00	0.00	0.00	0.00	0.00
2161	OCC THERAPY SPED SCHOOL AGE							
01 2161 320 000	OCC THERAPY SPED SA - PROF ED SERV DIST	0.00	0.00	0.00	0.00	0.00	0.00	0.00
2161	OCC THERAPY SPED SCHOOL AGE	0.00	0.00	0.00	0.00	0.00	0.00	0.00
2162	OCC THERAPY SPED AGE 3-5							
01 2162 320 000	OCC THERAPY SPED 3-5 - PROF ED SERV DIST	0.00	0.00	0.00	0.00	0.00	0.00	0.00
2162	OCC THERAPY SPED AGE 3-5	0.00	0.00	0.00	0.00	0.00	0.00	0.00
2163	OCC THERAPY SPED AGE 0-2							
01 2163 320 000	OCC THERAPY SPED 0-2 - PROF ED SERV DIST	0.00	0.00	0.00	0.00	0.00	0.00	0.00
2163	OCC THERAPY SPED AGE 0-2	0.00	0.00	0.00	0.00	0.00	0.00	0.00
2171	PHYSICAL THERAPY SPED SCHOOL AGE							
01 2171 320 000	PYS THERAPY SPED SA - PROF ED SERV DIST	0.00	0.00	0.00	0.00	0.00	0.00	0.00
2171	PHYSICAL THERAPY SPED SCHOOL AGE	0.00	0.00	0.00	0.00	0.00	0.00	0.00
2172	PHYSICAL THERAPY SPED AGE 3-5							
01 2172 320 000	PYS THERAPY SPED 3-5 - PROF ED SERV DIST	0.00	0.00	0.00	0.00	0.00	0.00	0.00
2172	PHYSICAL THERAPY SPED AGE 3-5	0.00	0.00	0.00	0.00	0.00	0.00	0.00
2173	PHYSICAL THERAPY SPED AGE 0-2							
01 2173 320 000	PYS THERAPY SPED 0-2 - PROF ED SERV DIST	0.00	0.00	0.00	0.00	0.00	0.00	0.00
2173	PHYSICAL THERAPY SPED AGE 0-2	0.00	0.00	0.00	0.00	0.00	0.00	0.00
2181	VISION SERVICE SPED SCHOOL AGE							
01 2181 320 000	VIS IMP SER SPED SA - PROF ED SERV DIST	0.00	0.00	0.00	0.00	0.00	0.00	0.00
2181	VISION SERVICE SPED SCHOOL AGE	0.00	0.00	0.00	0.00	0.00	0.00	0.00
2182	VISION SERVICES SPED AGE 3-5							
01 2182 320 000	VIS IMP SER SPED 3-5 - PROF ED SERV DIST	0.00	0.00	0.00	0.00	0.00	0.00	0.00
01 2182 591 000	VISIONAL IMP 3-5 - SERV OTH DIST DIST	0.00	0.00	0.00	0.00	0.00	0.00	0.00
2182	VISION SERVICES SPED AGE 3-5	0.00	0.00	0.00	0.00	0.00	0.00	0.00
2183	VISION SERVICES SPED AGE 0-2							
01 2183 320 000	VIS IMP SER SPED 0-2 - PROF ED SERV DIST	0.00	0.00	0.00	0.00	0.00	0.00	0.00
01 2183 591 000	VISIONAL IMP 0-2 - SERV OTH DIST DIST	0.00	0.00	0.00	0.00	0.00	0.00	0.00
2183	VISION SERVICES SPED AGE 0-2	0.00	0.00	0.00	0.00	0.00	0.00	0.00
2210	IMPROVEMENT OF INSTRUCTION							
01 2210 111 000	IMPR OF INSTR - SALARIES PROF DIST	128,325.00	10,693.75	32,081.25	25.00	96,243.75	0.00	96,243.75
01 2210 151 000	IMPR OF INSTR - ADD'L COMP PROF DIST	333.65	27.80	83.40	25.00	250.25	0.00	250.25
01 2210 211 000	IMPR OF INSTR - GROUP INS PROF DIST	27,442.08	2,286.84	6,860.52	25.00	20,581.56	0.00	20,581.56
01 2210 221 000	IMPR OF INSTR - SOC SEC PROF DIST	9,842.39	802.56	2,407.68	24.46	7,434.71	0.00	7,434.71
01 2210 231 000	IMPR OF INSTR - RETIREMENT PROF DIST	12,675.69	785.99	2,357.97	18.60	10,317.72	0.00	10,317.72
01 2210 237 000	IMPR OF INSTR - INCR RET CONTR DIST	0.00	270.32	810.96	0.00	(810.96)	0.00	(810.96)
01 2210 281 000	IMPR OF INSTR - HEALTH BEN PROF DIST	0.00	0.00	0.00	0.00	0.00	0.00	0.00
01 2210 580 000	IMPR OF INSTR - TRAVEL & MILEAGE	1,500.00	335.36	745.39	49.69	754.61	0.00	754.61
01 2210 610 000	IMPR OF INSTR - SUPPLIES	500.00	0.00	0.00	0.00	500.00	0.00	500.00
01 2210 810 000	IMPR OF INSTR - DUES & FEES	0.00	0.00	0.00	0.00	0.00	0.00	0.00
2210	IMPROVEMENT OF INSTRUCTION	180,618.81	15,202.62	45,347.17	25.11	135,271.64	0.00	135,271.64
2212	INST STAFF TRNG AND CURR DEV							
01 2212 111 000	INST & CURR DEV - SALARIES TEACHERS DIST	0.00	260.97	515.91	0.00	(515.91)	0.00	(515.91)
01 2212 111 001	INST & CURR DEV - SALARIES TEACHERS HS	0.00	467.00	5,657.10	0.00	(5,657.10)	0.00	(5,657.10)
01 2212 111 002	INST & CURR DEV - SALARIES TEACHERS BE	0.00	302.20	6,194.49	0.00	(6,194.49)	0.00	(6,194.49)
01 2212 111 003	INST & CURR DEV - SALARIES TEACHERS PC	0.00	583.77	5,508.32	0.00	(5,508.32)	0.00	(5,508.32)

Account Number	Account Description	Revised Budget	Expended During Month	Expenditures to Date	% of Budget	Balance at EOM	P/ O Outstanding	Unencumbered Balance
01 2212 111 004	INST & CURR DEV - SALARIES TEACHERS HE	0.00	288.45	4,925.80	0.00	(4,925.80)	0.00	(4,925.80)
01 2212 111 005	INST & CURR DEV - SALARIES TEACHERS BMS	0.00	96.15	4,638.72	0.00	(4,638.72)	0.00	(4,638.72)
01 2212 111 006	INST & CURR DEV - SALARIES TEACHERS AP	0.00	343.41	7,250.82	0.00	(7,250.82)	0.00	(7,250.82)
01 2212 111 007	INST & CURR DEV - SALARIES TEACHERS SE	0.00	219.77	5,002.18	0.00	(5,002.18)	0.00	(5,002.18)
01 2212 111 008	INST & CURR DEV - SALARIES TEACHERS BSMS	0.00	618.10	6,155.30	0.00	(6,155.30)	0.00	(6,155.30)
01 2212 123 001	INST & CURR DEV - SUB TEACHERS HS	0.00	1,815.00	2,145.00	0.00	(2,145.00)	0.00	(2,145.00)
01 2212 123 002	INST & CURR DEV - SUB TEACHERS BE	0.00	165.00	330.00	0.00	(330.00)	0.00	(330.00)
01 2212 123 003	INST & CURR DEV - SUB TEACHERS PC	0.00	825.00	1,980.00	0.00	(1,980.00)	0.00	(1,980.00)
01 2212 123 004	INST & CURR DEV - SUB TEACHERS HE	0.00	165.00	862.08	0.00	(862.08)	0.00	(862.08)
01 2212 123 005	INST & CURR DEV - SUB TEACHERS BMS	0.00	412.50	495.00	0.00	(495.00)	0.00	(495.00)
01 2212 123 006	INST & CURR DEV - SUB TEACHERS AP	0.00	0.00	0.00	0.00	0.00	0.00	0.00
01 2212 123 007	INST & CURR DEV - SUB TEACHERS SE	0.00	0.00	0.00	0.00	0.00	0.00	0.00
01 2212 123 008	INST & CURR DEV - SUB TEACHERS BSMS	0.00	0.00	0.00	0.00	0.00	0.00	0.00
01 2212 221 000	INST & CURR DEV - SOC SEC TEACHERS DIST	0.00	19.96	39.45	0.00	(39.45)	0.00	(39.45)
01 2212 221 001	INST & CURR DEV - SOC SEC TEACHERS HS	0.00	35.73	432.84	0.00	(432.84)	0.00	(432.84)
01 2212 221 002	INST & CURR DEV - SOC SEC TEACHERS BE	0.00	23.18	474.02	0.00	(474.02)	0.00	(474.02)
01 2212 221 003	INST & CURR DEV - SOC SEC TEACHERS PC	0.00	44.65	421.43	0.00	(421.43)	0.00	(421.43)
01 2212 221 004	INST & CURR DEV - SOC SEC TEACHERS HE	0.00	22.11	376.96	0.00	(376.96)	0.00	(376.96)
01 2212 221 005	INST & CURR DEV - SOC SEC TEACHERS BMS	0.00	7.37	354.88	0.00	(354.88)	0.00	(354.88)
01 2212 221 006	INST & CURR DEV - SOC SEC TEACHERS AP	0.00	26.32	554.75	0.00	(554.75)	0.00	(554.75)
01 2212 221 007	INST & CURR DEV - SOC SEC TEACHERS SE	0.00	16.79	382.63	0.00	(382.63)	0.00	(382.63)
01 2212 221 008	INST & CURR DEV - SOC SEC TEACHERS BSMS	0.00	47.23	470.74	0.00	(470.74)	0.00	(470.74)
01 2212 223 001	INST & CURR DEV - SOC SEC SUB TCHRS HS	0.00	138.88	164.14	0.00	(164.14)	0.00	(164.14)
01 2212 223 002	INST & CURR DEV - SOC SEC SUB TCHRS BE	0.00	12.64	25.28	0.00	(25.28)	0.00	(25.28)
01 2212 223 003	INST & CURR DEV - SOC SEC SUB TCHRS PC	0.00	63.11	151.48	0.00	(151.48)	0.00	(151.48)
01 2212 223 004	INST & CURR DEV - SOC SEC SUB TCHRS HE	0.00	12.64	65.98	0.00	(65.98)	0.00	(65.98)
01 2212 223 005	INST & CURR DEV - SOC SEC SUB TCHRS BMS	0.00	31.58	37.90	0.00	(37.90)	0.00	(37.90)
01 2212 223 006	INST & CURR DEV - SOC SEC SUB TCHRS AP	0.00	0.00	0.00	0.00	0.00	0.00	0.00
01 2212 223 007	INST & CURR DEV - SOC SEC SUB TCHRS SE	0.00	0.00	0.00	0.00	0.00	0.00	0.00
01 2212 223 008	INST & CURR DEV - SOC SEC SUB TCHRS BSMS	0.00	0.00	0.00	0.00	0.00	0.00	0.00
01 2212 230 001	RETIREMENT NON-INSTR HS	0.00	0.00	0.00	0.00	0.00	0.00	0.00
01 2212 231 000	INST & CURR DEV - RETIREMENT TEACHERS	0.00	19.17	37.91	0.00	(37.91)	0.00	(37.91)
01 2212 231 001	INST & CURR DEV - RETIREMENT TCHRS HS	0.00	34.34	415.80	0.00	(415.80)	0.00	(415.80)
01 2212 231 002	INST & CURR DEV - RETIREMENT TCHRS BE	0.00	22.19	455.24	0.00	(455.24)	0.00	(455.24)
01 2212 231 003	INST & CURR DEV - RETIREMENT TCHRS PC	0.00	42.91	404.81	0.00	(404.81)	0.00	(404.81)
01 2212 231 004	INST & CURR DEV - RETIREMENT TCHRS HE	0.00	21.21	362.08	0.00	(362.08)	0.00	(362.08)
01 2212 231 005	INST & CURR DEV - RETIREMENT TCHRS BMS	0.00	7.07	340.92	0.00	(340.92)	0.00	(340.92)
01 2212 231 006	INST & CURR DEV - RETIREMENT TCHRS AP	0.00	25.25	503.51	0.00	(503.51)	0.00	(503.51)
01 2212 231 007	INST & CURR DEV - RETIREMENT TCHRS SE	0.00	16.16	367.62	0.00	(367.62)	0.00	(367.62)
01 2212 231 008	INST & CURR DEV - RETIREMENT TCHRS BSMS	0.00	45.43	452.33	0.00	(452.33)	0.00	(452.33)
01 2212 233 000	INST & CURR DEV - RETIRE SUB TEACH DIST	0.00	0.00	0.00	0.00	0.00	0.00	0.00
01 2212 233 001	INST & CURR DEV - RETIRE SUB TEACHERS HS	0.00	0.00	0.00	0.00	0.00	0.00	0.00
01 2212 233 002	INST & CURR DEV - RETIRE SUB TEACHERS BE	0.00	0.00	0.00	0.00	0.00	0.00	0.00
01 2212 233 003	INST & CURR DEV - RETIRE SUB TEACHERS PC	0.00	0.00	0.00	0.00	0.00	0.00	0.00
01 2212 233 004	INST & CURR DEV - RETIRE SUB TEACHERS HE	0.00	0.00	0.00	0.00	0.00	0.00	0.00
01 2212 233 005	INST & CURR DEV - RETIRE SUB TEACHERS BMS	0.00	0.00	0.00	0.00	0.00	0.00	0.00
01 2212 233 006	INST & CURR DEV - RETIRE SUB TEACHERS AP	0.00	0.00	0.00	0.00	0.00	0.00	0.00
01 2212 233 007	INST & CURR DEV - RETIRE SUB TEACHERS SE	0.00	0.00	0.00	0.00	0.00	0.00	0.00
01 2212 233 008	INST & CURR DEV - RETIRE SUB TEACHERS BSMS	0.00	0.00	0.00	0.00	0.00	0.00	0.00
01 2212 237 000	INST & CURR DEV - INCR RET CONTR DIST	0.00	6.60	13.05	0.00	(13.05)	0.00	(13.05)
01 2212 237 001	INST & CURR DEV - INCR RET CONTR HS	0.00	11.81	143.05	0.00	(143.05)	0.00	(143.05)
01 2212 237 002	INST & CURR DEV - INCR RET CONTR BE	0.00	7.64	156.54	0.00	(156.54)	0.00	(156.54)
01 2212 237 003	INST & CURR DEV - INCR RET CONTR PC	0.00	14.75	139.20	0.00	(139.20)	0.00	(139.20)
01 2212 237 004	INST & CURR DEV - INCR RET CONTR HE	0.00	7.28	124.53	0.00	(124.53)	0.00	(124.53)
01 2212 237 005	INST & CURR DEV - INCR RET CONTR BMS	0.00	2.42	112.20	0.00	(112.20)	0.00	(112.20)

Account Number	Account Description	Revised Budget	Expended During Month	Expenditures to Date	% of Budget	Balance at EOM	P/ O Outstanding	Unencumbered Balance
01 2212 237 006	INST & CURR DEV - INCR RET CONTR AP	0.00	8.69	173.20	0.00	(173.20)	0.00	(173.20)
01 2212 237 007	INST & CURR DEV - INCR RET CONTR SE	0.00	5.55	126.45	0.00	(126.45)	0.00	(126.45)
01 2212 237 008	INST & CURR DEV - INCR RET CONTR BSMS	0.00	15.62	155.58	0.00	(155.58)	0.00	(155.58)
01 2212 350 000	INST & CURR DEV - OTHER PROF SERV DIST	0.00	0.00	0.00	0.00	0.00	0.00	0.00
01 2212 580 000	INST & CURR DEV - TRAVEL & MILEAGE DIST	6,000.00	1,551.16	1,706.01	42.98	4,293.99	873.03	3,420.96
01 2212 580 001	INST & CURR DEV - TRAVEL & MILEAGE HS	0.00	0.00	0.00	0.00	0.00	0.00	0.00
01 2212 580 002	INST & CURR DEV - TRAVEL & MILEAGE BE	0.00	0.00	0.00	0.00	0.00	0.00	0.00
01 2212 580 003	INST & CURR DEV - TRAVEL & MILEAGE PC	0.00	0.00	0.00	0.00	0.00	0.00	0.00
01 2212 580 004	INST & CURR DEV - TRAVEL & MILEAGE HE	0.00	0.00	0.00	0.00	0.00	0.00	0.00
01 2212 580 005	INST & CURR DEV - TRAVEL & MILEAGE BMS	0.00	0.00	0.00	0.00	0.00	0.00	0.00
01 2212 580 006	INST & CURR DEV - TRAVEL & MILEAGE AP	0.00	0.00	0.00	0.00	0.00	0.00	0.00
01 2212 580 007	INST & CURR DEV - TRAVEL & MILEAGE SE	0.00	0.00	0.00	0.00	0.00	0.00	0.00
01 2212 580 008	INST & CURR DEV - TRAVEL & MILEAGE BSMS	0.00	0.00	0.00	0.00	0.00	0.00	0.00
01 2212 590 000	INST & CURR DEV - PURCHASED SRVS DIST	0.00	0.00	0.00	0.00	0.00	0.00	0.00
01 2212 610 000	INST & CURR DEV - SUPPLIES DIST	25,000.00	828.04	7,167.94	33.53	17,832.06	1,213.55	16,618.51
01 2212 610 001	INST & CURR DEV - SUPPLIES HS	1,200.00	0.00	552.22	46.02	647.78	0.00	647.78
01 2212 610 002	INST & CURR DEV - SUPPLIES BE	1,200.00	0.00	413.07	34.42	786.93	0.00	786.93
01 2212 610 003	INST & CURR DEV - SUPPLIES PC	1,200.00	0.00	244.76	20.40	955.24	0.00	955.24
01 2212 610 004	INST & CURR DEV - SUPPLIES HE	1,200.00	0.00	396.08	33.01	803.92	0.00	803.92
01 2212 610 005	INST & CURR DEV - SUPPLIES BMS	1,200.00	36.05	448.33	37.36	751.67	0.00	751.67
01 2212 610 006	INST & CURR DEV - SUPPLIES AP	1,200.00	119.94	478.82	39.90	721.18	0.00	721.18
01 2212 610 007	INST & CURR DEV - SUPPLIES SE	1,200.00	0.00	211.93	17.66	988.07	0.00	988.07
01 2212 610 008	INST & CURR DEV - SUPPLIES BSMS	1,200.00	0.00	717.33	59.78	482.67	0.00	482.67
01 2212 735 000	INST & CURR DEV - SOFTWARE DIST	5,500.00	0.00	0.00	0.00	5,500.00	0.00	5,500.00
01 2212 810 000	INST & CURR DEV - DUES & FEES DIST	25,000.00	1,060.00	1,874.00	25.75	23,126.00	4,563.80	18,562.20
01 2212 810 001	INST & CURR DEV - DUES & FEES HS	4,000.00	1,020.00	1,280.00	32.00	2,720.00	0.00	2,720.00
01 2212 810 002	INST & CURR DEV - DUES & FEES BE	4,000.00	0.00	0.00	0.00	4,000.00	0.00	4,000.00
01 2212 810 003	INST & CURR DEV - DUES & FEES PC	4,000.00	350.00	350.00	8.75	3,650.00	0.00	3,650.00
01 2212 810 004	INST & CURR DEV - DUES & FEES HE	4,000.00	300.00	300.00	9.38	3,700.00	75.00	3,625.00
01 2212 810 005	INST & CURR DEV - DUES & FEES BMS	4,000.00	635.00	635.00	15.88	3,365.00	0.00	3,365.00
01 2212 810 006	INST & CURR DEV - DUES & FEES AP	4,000.00	809.00	809.00	20.23	3,191.00	0.00	3,191.00
01 2212 810 007	INST & CURR DEV - DUES & FEES SE	4,000.00	809.00	809.00	20.23	3,191.00	0.00	3,191.00
01 2212 810 008	INST & CURR DEV - DUES & FEES BSMS	4,000.00	770.00	794.41	19.86	3,205.59	0.00	3,205.59
01 2212 890 000	INST & CURR DEV - OTHER MISC DIST	0.00	0.00	0.00	0.00	0.00	0.00	0.00
01 2212 890 001	INST & CURR DEV - OTHER MISC HS	0.00	0.00	0.00	0.00	0.00	0.00	0.00
01 2212 890 002	INST & CURR DEV - OTHER MISC BE	0.00	0.00	0.00	0.00	0.00	0.00	0.00
01 2212 890 003	INST & CURR DEV - OTHER MISC PC	0.00	0.00	0.00	0.00	0.00	0.00	0.00
01 2212 890 004	INST & CURR DEV - OTHER MISC HE	0.00	0.00	0.00	0.00	0.00	0.00	0.00
01 2212 890 005	INST & CURR DEV - OTHER MISC BMS	0.00	0.00	0.00	0.00	0.00	0.00	0.00
01 2212 890 006	INST & CURR DEV - OTHER MISC AP	0.00	0.00	0.00	0.00	0.00	0.00	0.00
01 2212 890 007	INST & CURR DEV - OTHER MISC SE	0.00	0.00	0.00	0.00	0.00	0.00	0.00
01 2212 890 008	INST & CURR DEV - OTHER MISC BSMS	0.00	0.00	0.00	0.00	0.00	0.00	0.00
2212	INST STAFF TRNG AND CURR DEV	103,100.00	15,666.79	79,285.12	83.42	23,814.88	6,725.38	17,089.50
2213	INSTRUCTIONAL STAFF TRAINING							
01 2213 111 000	INST STAFF TRNG - SALARIES PROF STAFF DIST	89,390.35	7,478.26	22,434.78	25.10	66,955.57	0.00	66,955.57
01 2213 151 000	INST STAFF TRNG - ADD'L COMP PROF STAFF	232.41	19.35	58.05	24.98	174.36	0.00	174.36
01 2213 211 000	INST STAFF TRNG - GROUP INS TEACHERS/PROF	10,221.84	851.82	2,555.46	25.00	7,666.38	0.00	7,666.38
01 2213 221 000	INST STAFF TRNG - SOC SEC TEACHERS/PROF	6,838.36	573.07	1,719.21	25.14	5,119.15	0.00	5,119.15
01 2213 231 000	INST STAFF TRNG - RETIREMENT TEACHERS/PROF	8,829.80	549.65	1,648.95	18.67	7,180.85	0.00	7,180.85
01 2213 237 000	INST STAFF TRNG - INCR RET CONTR	0.00	189.03	567.11	0.00	(567.11)	0.00	(567.11)
01 2213 251 000	INST STAFF TRNG - TUITION REIMB TCHRS DIST	1,000.00	0.00	0.00	0.00	1,000.00	0.00	1,000.00
01 2213 251 001	INST STAFF TRNG - TUITION REIMB TCHRS HS	5,500.00	0.00	0.00	0.00	5,500.00	0.00	5,500.00
01 2213 251 002	INST STAFF TRNG - TUITION REIMB TCHRS BE	3,500.00	0.00	0.00	0.00	3,500.00	0.00	3,500.00
01 2213 251 003	INST STAFF TRNG - TUITION REIMB TCHRS PC	3,500.00	0.00	0.00	0.00	3,500.00	0.00	3,500.00
01 2213 251 004	INST STAFF TRNG - TUITION REIMB TCHRS HE	3,500.00	0.00	0.00	0.00	3,500.00	0.00	3,500.00

Account Number	Account Description	Revised Budget	Expended During Month	Expenditures to Date	% of Budget	Balance at EOM	P/ O Outstanding	Unencumbered Balance
01 2213 251 005	INST STAFF TRNG - TUITION REIMB TCHRS BMS	5,500.00	0.00	0.00	0.00	5,500.00	0.00	5,500.00
01 2213 251 006	INST STAFF TRNG - TUITION REIMB TCHRS AP	3,500.00	0.00	0.00	0.00	3,500.00	0.00	3,500.00
01 2213 251 007	INST STAFF TRNG - TUITION REIMB TCHRS SE	3,500.00	0.00	500.00	14.29	3,000.00	0.00	3,000.00
01 2213 251 008	INST STAFF TRNG - TUITION REIMB TCHRS BSMS	5,500.00	0.00	0.00	0.00	5,500.00	0.00	5,500.00
01 2213 281 000	INST STAFF TRNG - HEALTH BEN TEACHERS	0.00	0.00	0.00	0.00	0.00	0.00	0.00
2213	INSTRUCTIONAL STAFF TRAINING	150,512.76	9,661.18	29,483.56	19.59	121,029.20	0.00	121,029.20
2220	SCHOOL LIBRARY SERVICES							
01 2220 111 001	LIBRARY - SALARIES TEACHERS HS	77,214.00	6,434.50	19,303.50	25.00	57,910.50	0.00	57,910.50
01 2220 111 002	LIBRARY - SALARIES TEACHERS BE	63,588.00	5,299.00	15,897.00	25.00	47,691.00	0.00	47,691.00
01 2220 111 003	LIBRARY - SALARIES TEACHERS PC	169,946.50	6,592.21	19,776.63	11.64	150,169.87	0.00	150,169.87
01 2220 111 004	LIBRARY - SALARIES TEACHERS HE	65,102.00	5,425.17	16,275.51	25.00	48,826.49	0.00	48,826.49
01 2220 111 005	LIBRARY - SALARIES TEACHERS BMS	34,254.25	2,854.52	8,563.56	25.00	25,690.69	0.00	25,690.69
01 2220 111 006	LIBRARY - SALARIES TEACHERS AP	0.00	5,740.58	17,221.74	0.00	(17,221.74)	0.00	(17,221.74)
01 2220 111 007	LIBRARY - SALARIES TEACHERS SE	68,887.00	5,740.58	17,221.74	25.00	51,665.26	0.00	51,665.26
01 2220 111 008	LIBRARY - SALARIES TEACHERS BSMS	34,254.25	2,854.52	8,563.56	25.00	25,690.69	0.00	25,690.69
01 2220 112 002	LIBRARY - SALARIES INSTR AIDES BE	13,341.38	2,290.28	2,823.24	21.16	10,518.14	0.00	10,518.14
01 2220 112 003	LIBRARY - SALARIES INSTR AIDES PC	19,415.54	1,986.19	5,771.02	29.72	13,644.52	0.00	13,644.52
01 2220 112 004	LIBRARY - SALARIES INSTR AIDES HE	19,558.50	768.84	4,391.71	22.45	15,166.79	0.00	15,166.79
01 2220 112 005	LIBRARY - SALARIES INSTR AIDES BMS	10,210.69	1,254.38	3,108.70	30.45	7,101.99	0.00	7,101.99
01 2220 112 006	LIBRARY - SALARIES INSTR AIDES AP	18,408.01	1,965.27	5,650.51	30.70	12,757.50	0.00	12,757.50
01 2220 112 007	LIBRARY - SALARIES INSTR AIDES SE	20,651.48	2,283.60	6,385.71	30.92	14,265.77	0.00	14,265.77
01 2220 112 008	LIBRARY - SALARIES INSTR AIDES BSMS	10,210.69	1,254.38	3,108.70	30.45	7,101.99	0.00	7,101.99
01 2220 122 001	LIBRARY - SUB AIDES HS	0.00	0.00	0.00	0.00	0.00	0.00	0.00
01 2220 122 002	LIBRARY - SUB AIDES BE	0.00	0.00	0.00	0.00	0.00	0.00	0.00
01 2220 122 003	LIBRARY - SUB AIDES PC	0.00	105.76	105.76	0.00	(105.76)	0.00	(105.76)
01 2220 122 004	LIBRARY - SUB AIDES HE	0.00	1,206.72	1,498.72	0.00	(1,498.72)	0.00	(1,498.72)
01 2220 122 005	LIBRARY - SUB AIDES BMS	0.00	53.60	53.60	0.00	(53.60)	0.00	(53.60)
01 2220 122 006	LIBRARY - SUB AIDES AP	0.00	0.00	0.00	0.00	0.00	0.00	0.00
01 2220 122 007	LIBRARY - SUB AIDES SE	0.00	0.00	0.00	0.00	0.00	0.00	0.00
01 2220 123 001	LIBRARY - SUB TEACHERS HS	0.00	330.00	577.50	0.00	(577.50)	0.00	(577.50)
01 2220 123 002	LIBRARY - SUB TEACHERS BE	0.00	165.00	495.00	0.00	(495.00)	0.00	(495.00)
01 2220 123 003	LIBRARY - SUB TEACHERS PC	0.00	495.00	495.00	0.00	(495.00)	0.00	(495.00)
01 2220 123 004	LIBRARY - SUB TEACHERS HE	0.00	82.50	412.50	0.00	(412.50)	0.00	(412.50)
01 2220 123 005	LIBRARY - SUB TEACHERS BMS	0.00	330.00	495.00	0.00	(495.00)	0.00	(495.00)
01 2220 123 006	LIBRARY - SUB TEACHERS AP	0.00	330.00	577.50	0.00	(577.50)	0.00	(577.50)
01 2220 123 007	LIBRARY - SUB TEACHERS SE	0.00	0.00	247.50	0.00	(247.50)	0.00	(247.50)
01 2220 123 008	LIBRARY - SUB TEACHERS BSMS	0.00	0.00	0.00	0.00	0.00	0.00	0.00
01 2220 151 001	LIBRARY - ADD'L COMP TEACHERS HS	200.76	16.73	50.19	25.00	150.57	0.00	150.57
01 2220 151 002	LIBRARY - ADD'L COMP TEACHERS BE	165.33	13.78	41.34	25.00	123.99	0.00	123.99
01 2220 151 003	LIBRARY - ADD'L COMP TEACHERS PC	441.87	17.14	51.42	11.64	390.45	0.00	390.45
01 2220 151 004	LIBRARY - ADD'L COMP TEACHERS HE	220.12	14.11	42.33	19.23	177.79	0.00	177.79
01 2220 151 005	LIBRARY - ADD'L COMP TEACHERS BMS	115.61	6.15	18.45	15.96	97.16	0.00	97.16
01 2220 151 006	LIBRARY - ADD'L COMP TEACHERS AP	0.00	14.93	44.79	0.00	(44.79)	0.00	(44.79)
01 2220 151 007	LIBRARY - ADD'L COMP TEACHERS SE	232.80	14.93	44.79	19.24	188.01	0.00	188.01
01 2220 151 008	LIBRARY - ADD'L COMP TEACHERS BSMS	115.61	6.15	18.45	15.96	97.16	0.00	97.16
01 2220 152 002	LIBRARY - ADD'L COMP AIDES BE	0.00	4.88	9.76	0.00	(9.76)	0.00	(9.76)
01 2220 152 003	LIBRARY - ADD'L COMP AIDES PC	0.00	0.00	0.00	0.00	0.00	0.00	0.00
01 2220 152 004	LIBRARY - ADD'L COMP AIDES HE	0.00	5.09	15.27	0.00	(15.27)	0.00	(15.27)
01 2220 152 006	LIBRARY - ADD'L COMP AIDES AP	0.00	0.00	0.00	0.00	0.00	0.00	0.00
01 2220 152 007	LIBRARY - ADD'L COMP AIDES SE	0.00	5.36	16.08	0.00	(16.08)	0.00	(16.08)
01 2220 211 001	LIBRARY - GROUP INS TEACHERS HS	27,442.08	2,286.84	6,860.52	25.00	20,581.56	0.00	20,581.56
01 2220 211 002	LIBRARY - GROUP INS TEACHERS BE	27,442.08	2,286.84	6,860.52	25.00	20,581.56	0.00	20,581.56
01 2220 211 003	LIBRARY - GROUP INS TEACHERS PC	47,885.76	740.05	2,220.15	4.64	45,665.61	0.00	45,665.61
01 2220 211 004	LIBRARY - GROUP INS TEACHERS HE	27,442.08	2,286.84	6,860.52	25.00	20,581.56	0.00	20,581.56
01 2220 211 005	LIBRARY - GROUP INS TEACHERS BMS	31.20	2.60	7.80	25.00	23.40	0.00	23.40

Account Number	Account Description	Revised Budget	Expended During Month	Expenditures to Date	% of Budget	Balance at EOM	P/ O Outstanding	Unencumbered Balance
01 2220 233 008	LIBRARY - RETIREMENT SUB TEACHERS BSMS	0.00	0.00	0.00	0.00	0.00	0.00	0.00
01 2220 237 001	LIBRARY - INCR RET CONTR HS	0.00	162.65	487.95	0.00	(487.95)	0.00	(487.95)
01 2220 237 002	LIBRARY - INCR RET CONTR BE	0.00	191.84	473.21	0.00	(473.21)	0.00	(473.21)
01 2220 237 003	LIBRARY - INCR RET CONTR PC	0.00	211.71	580.49	0.00	(580.49)	0.00	(580.49)
01 2220 237 004	LIBRARY - INCR RET CONTR HE	0.00	154.52	520.38	0.00	(520.38)	0.00	(520.38)
01 2220 237 005	LIBRARY - INCR RET CONTR BMS	0.00	103.80	294.86	0.00	(294.86)	0.00	(294.86)
01 2220 237 006	LIBRARY - INCR RET CONTR AP	0.00	184.62	548.71	0.00	(548.71)	0.00	(548.71)
01 2220 237 007	LIBRARY - INCR RET CONTR SE	0.00	202.83	596.74	0.00	(596.74)	0.00	(596.74)
01 2220 237 008	LIBRARY - INCR RET CONTR BSMS	0.00	103.80	294.86	0.00	(294.86)	0.00	(294.86)
01 2220 281 001	LIBRARY - HEALTH BEN TEACHERS HS	0.00	0.00	0.00	0.00	0.00	0.00	0.00
01 2220 281 002	LIBRARY - HEALTH BEN TEACHERS BE	0.00	0.00	0.00	0.00	0.00	0.00	0.00
01 2220 281 003	LIBRARY - HEALTH BEN TEACHERS PC	0.00	111.77	335.31	0.00	(335.31)	0.00	(335.31)
01 2220 281 004	LIBRARY - HEALTH BEN TEACHERS HE	0.00	0.00	0.00	0.00	0.00	0.00	0.00
01 2220 281 005	LIBRARY - HEALTH BEN TEACHERS BMS	2,850.00	237.50	712.50	25.00	2,137.50	0.00	2,137.50
01 2220 281 006	LIBRARY - HEALTH BEN TEACHERS AP	0.00	0.00	0.00	0.00	0.00	0.00	0.00
01 2220 281 007	LIBRARY - HEALTH BEN TEACHERS SE	0.00	315.06	945.18	0.00	(945.18)	0.00	(945.18)
01 2220 281 008	LIBRARY - HEALTH BEN TEACHERS BSMS	2,850.00	237.50	712.50	25.00	2,137.50	0.00	2,137.50
01 2220 340 001	LIBRARY - OTHER PROF SERVICES HS	0.00	0.00	0.00	0.00	0.00	0.00	0.00
01 2220 340 002	LIBRARY - OTHER PROF SERVICES BE	0.00	0.00	0.00	0.00	0.00	0.00	0.00
01 2220 340 003	LIBRARY - OTHER PROF SERVICES PC	0.00	0.00	0.00	0.00	0.00	0.00	0.00
01 2220 340 004	LIBRARY - OTHER PROF SERVICES HE	0.00	0.00	0.00	0.00	0.00	0.00	0.00
01 2220 340 005	LIBRARY - OTHER PROF SERVICES BMS	0.00	0.00	0.00	0.00	0.00	0.00	0.00
01 2220 340 006	LIBRARY - OTHER PROF SERVICES AP	0.00	0.00	0.00	0.00	0.00	0.00	0.00
01 2220 340 007	LIBRARY - OTHER PROF SERVICES SE	0.00	0.00	0.00	0.00	0.00	0.00	0.00
01 2220 340 008	LIBRARY - OTHER PROF SERVICES BSMS	0.00	0.00	0.00	0.00	0.00	0.00	0.00
01 2220 350 001	LIBRARY - TECH SERVICES HS	0.00	0.00	0.00	0.00	0.00	0.00	0.00
01 2220 350 002	LIBRARY - TECH SERVICES BE	0.00	0.00	0.00	0.00	0.00	0.00	0.00
01 2220 350 003	LIBRARY - TECH SERVICES PC	0.00	0.00	0.00	0.00	0.00	0.00	0.00
01 2220 350 004	LIBRARY - TECH SERVICES HE	0.00	0.00	0.00	0.00	0.00	0.00	0.00
01 2220 350 005	LIBRARY - TECH SERVICES BMS	0.00	0.00	0.00	0.00	0.00	0.00	0.00
01 2220 350 006	LIBRARY - TECH SERVICES AP	0.00	0.00	0.00	0.00	0.00	0.00	0.00
01 2220 350 007	LIBRARY - TECH SERVICES SE	0.00	0.00	0.00	0.00	0.00	0.00	0.00
01 2220 350 008	LIBRARY - TECH SERVICES BSMS	0.00	0.00	0.00	0.00	0.00	0.00	0.00
01 2220 580 001	LIBRARY - TRAVEL & MILEAGE HS	100.00	0.00	0.00	0.00	100.00	0.00	100.00
01 2220 580 002	LIBRARY - TRAVEL & MILEAGE BE	100.00	0.00	0.00	0.00	100.00	0.00	100.00
01 2220 580 003	LIBRARY - TRAVEL & MILEAGE PC	100.00	0.00	0.00	0.00	100.00	0.00	100.00
01 2220 580 004	LIBRARY - TRAVEL & MILEAGE HE	100.00	0.00	0.00	0.00	100.00	0.00	100.00
01 2220 580 005	LIBRARY - TRAVEL & MILEAGE BMS	100.00	0.00	0.00	0.00	100.00	0.00	100.00
01 2220 580 006	LIBRARY - TRAVEL & MILEAGE AP	100.00	0.00	0.00	0.00	100.00	0.00	100.00
01 2220 580 007	LIBRARY - TRAVEL & MILEAGE SE	100.00	0.00	0.00	0.00	100.00	0.00	100.00
01 2220 580 008	LIBRARY - TRAVEL & MILEAGE BSMS	100.00	0.00	0.00	0.00	100.00	0.00	100.00
01 2220 610 001	LIBRARY - SUPPLIES HS	500.00	502.69	874.20	174.84	(374.20)	0.00	(374.20)
01 2220 610 002	LIBRARY - SUPPLIES BE	500.00	0.00	351.28	76.04	148.72	28.90	119.82
01 2220 610 003	LIBRARY - SUPPLIES PC	500.00	122.82	406.82	81.36	93.18	0.00	93.18
01 2220 610 004	LIBRARY - SUPPLIES HE	500.00	13.23	55.77	11.15	444.23	0.00	444.23
01 2220 610 005	LIBRARY - SUPPLIES BMS	500.00	0.00	223.78	44.76	276.22	0.00	276.22
01 2220 610 006	LIBRARY - SUPPLIES AP	500.00	0.00	155.25	31.05	344.75	0.00	344.75
01 2220 610 007	LIBRARY - SUPPLIES SE	500.00	0.00	76.05	15.21	423.95	0.00	423.95
01 2220 610 008	LIBRARY - SUPPLIES BSMS	500.00	0.00	84.80	16.96	415.20	0.00	415.20
01 2220 640 001	LIBRARY - BOOKS & PER HS	5,000.00	0.00	0.00	0.00	5,000.00	0.00	5,000.00
01 2220 640 002	LIBRARY - BOOKS & PER BE	5,000.00	120.87	1,270.39	32.09	3,729.61	334.03	3,395.58
01 2220 640 003	LIBRARY - BOOKS & PER PC	5,000.00	793.47	3,419.26	82.30	1,580.74	695.60	885.14
01 2220 640 004	LIBRARY - BOOKS & PER HE	5,000.00	7.99	7.99	0.16	4,992.01	0.00	4,992.01
01 2220 640 005	LIBRARY - BOOKS & PER BMS	5,000.00	684.14	1,352.88	33.54	3,647.12	324.00	3,323.12
01 2220 640 006	LIBRARY - BOOKS & PER AP	5,000.00	661.17	2,474.52	49.96	2,525.48	23.41	2,502.07

Regular; Processing Month 11/2023

Account Number	Account Description	Revised Budget	Expended During Month	Expenditures to Date	% of Budget	Balance at EOM	P/ O Outstanding	Unencumbered Balance
01 2230 134 000	TECHNOLOGY - OT SALARIES TECH STAFF DIST	0.00	56.27	510.38	0.00	(510.38)	0.00	(510.38)
01 2230 151 000	TECHNOLOGY - ADD'L COMP TEACHERS DIST	844.93	0.00	0.00	0.00	844.93	0.00	844.93
01 2230 154 000	TECHNOLOGY - ADD'L COMP TECH STAFF DIST	0.00	39.72	119.16	0.00	(119.16)	0.00	(119.16)
01 2230 211 000	TECHNOLOGY - GROUP INS TEACHERS DIST	0.00	0.00	0.00	0.00	0.00	0.00	0.00
01 2230 214 000	TECHNOLOGY - GROUP INS TECH STAFF DIST	48,706.68	3,743.83	11,231.49	23.06	37,475.19	0.00	37,475.19
01 2230 221 000	TECHNOLOGY - SOC SEC TEACHERS DIST	0.00	0.00	0.00	0.00	0.00	0.00	0.00
01 2230 224 000	TECHNOLOGY - SOC SEC TECH STAFF DIST	26,033.38	2,153.27	6,488.57	24.92	19,544.81	0.00	19,544.81
01 2230 231 000	TECHNOLOGY - RETIREMENT TEACHERS DIST	0.00	0.00	0.00	0.00	0.00	0.00	0.00
01 2230 234 000	TECHNOLOGY - RETIREMENT TECH STAFF DIST	32,100.49	2,014.90	6,072.36	18.92	26,028.13	0.00	26,028.13
01 2230 237 000	TECHNOLOGY - INCR RET CONTR DIST	0.00	692.95	2,088.38	0.00	(2,088.38)	0.00	(2,088.38)
01 2230 281 000	TECHNOLOGY - HEALTH BEN TEACHERS DIST	10,703.88	0.00	0.00	0.00	10,703.88	0.00	10,703.88
01 2230 284 000	TECHNOLOGY - HEALTH BEN TECH STAFF DIST	0.00	1,265.06	3,795.18	0.00	(3,795.18)	0.00	(3,795.18)
01 2230 580 000	TECHNOLOGY - TRAVEL & MILEAGE	2,500.00	0.00	381.21	15.25	2,118.79	0.00	2,118.79
01 2230 733 000	TECHNOLOGY - FURN & EQUIP	0.00	0.00	0.00	0.00	0.00	0.00	0.00
01 2230 810 000	TECHNOLOGY - DUES & FEES DIST	250.00	0.00	0.00	0.00	250.00	0.00	250.00
2230	INSTR-RELATED TECHNOLOGY	446,115.36	37,354.10	112,885.60	25.30	333,229.76	0.00	333,229.76
2240	STUDENT ASSESSMENT							
01 2240 110 000	STU ASSESS - SALARIES NON-INSTR DIST	0.00	0.00	0.00	0.00	0.00	0.00	0.00
01 2240 130 000	STU ASSESS - OT SALAIRES NON-INSTR DIST	0.00	0.00	0.00	0.00	0.00	0.00	0.00
01 2240 150 000	STU ASSESS - ADD'L COMP NON-INSTR DIST	0.00	0.00	0.00	0.00	0.00	0.00	0.00
01 2240 210 000	STU ASSESS - GROUP INS NON-INSTR DIST	0.00	0.00	0.00	0.00	0.00	0.00	0.00
01 2240 220 000	STU ASSESS - SOC SEC NON-INSTR DIST	0.00	0.00	0.00	0.00	0.00	0.00	0.00
01 2240 230 000	STU ASSESS - RETIREMENT NON-INSTR DIST	0.00	0.00	0.00	0.00	0.00	0.00	0.00
01 2240 237 000	STU ASSESS - INCR RET CONTR DIST	0.00	0.00	0.00	0.00	0.00	0.00	0.00
01 2240 280 000	STU ASSESS - HEALTH BEN NON-INSTR DIST	0.00	0.00	0.00	0.00	0.00	0.00	0.00
2240	STUDENT ASSESSMENT	0.00	0.00	0.00	0.00	0.00	0.00	0.00
2310	BOARD OF EDUCATION							
01 2310 314 000	BOARD OF ED - LOBBYIST FEES	0.00	0.00	0.00	0.00	0.00	0.00	0.00
01 2310 340 000	BOARD OF ED - OTHER PROF SERVICES	20,000.00	0.00	0.00	0.00	20,000.00	0.00	20,000.00
01 2310 521 000	BOARD OF ED - FIDELITY BOND PREMIUMS	0.00	0.00	0.00	0.00	0.00	0.00	0.00
01 2310 540 000	BOARD OF ED - ADVERTISING	8,000.00	335.99	1,435.39	17.94	6,564.61	0.00	6,564.61
01 2310 580 000	BOARD OF ED - TRAVEL & MILEAGE	0.00	0.00	0.00	0.00	0.00	0.00	0.00
01 2310 610 000	BOARD OF ED - SUPPLIES	1,000.00	0.00	0.00	0.00	1,000.00	0.00	1,000.00
01 2310 733 000	BOARD OF ED - FURN & EQUIP	500.00	0.00	0.00	0.00	500.00	0.00	500.00
01 2310 735 000	BOARD OF ED - SOFTWARE	20,000.00	0.00	0.00	0.00	20,000.00	0.00	20,000.00
01 2310 810 000	BOARD OF ED - DUES & FEES	24,000.00	4,900.00	4,970.00	20.71	19,030.00	0.00	19,030.00
01 2310 890 000	BOARD OF ED - OTHER MISC	0.00	0.00	501.74	0.00	(501.74)	0.00	(501.74)
2310	BOARD OF EDUCATION	73,500.00	5,235.99	6,907.13	9.40	66,592.87	0.00	66,592.87
2320	EXECUTIVE ADMINISTRATION							
01 2320 105 000	EXEC ADMIN - SALARY OF SUPERINTENDENT	225,000.00	18,797.67	56,393.01	25.06	168,606.99	0.00	168,606.99
01 2320 110 000	EXEC ADMIN - SALARIES NON-INSTR	59,280.00	4,990.92	15,168.56	25.59	44,111.44	0.00	44,111.44
01 2320 111 000	EXEC ADMIN - PROF STAFF SALARIES	314,275.00	26,189.58	78,568.74	25.00	235,706.26	0.00	235,706.26
01 2320 130 000	EXEC ADMIN - OT SALARIES NON-INSTR	0.00	88.49	674.59	0.00	(674.59)	0.00	(674.59)
01 2320 150 000	EXEC ADMIN - ADD'L COMP NON-INSTR	0.00	12.84	38.52	0.00	(38.52)	0.00	(38.52)
01 2320 151 000	EXEC ADMIN - ADD'L COMP PROF STAFF	1,556.25	68.10	204.30	13.13	1,351.95	0.00	1,351.95
01 2320 155 000	EXEC ADM - ADD'L COMP SUPT.	0.00	0.00	0.00	0.00	0.00	0.00	0.00
01 2320 210 000	EXEC ADMIN - GROUP INS NON-INSTR	62.40	5.20	15.60	25.00	46.80	0.00	46.80
01 2320 211 000	EXEC ADMIN - GROUP INS PROF STAFF	48,072.96	3,691.02	11,073.06	23.03	36,999.90	0.00	36,999.90
01 2320 215 000	EXEC ADMIN - GROUP INS SUPERINTENDENT	27,899.68	2,333.64	7,000.92	25.09	20,898.76	0.00	20,898.76
01 2320 220 000	EXEC ADMIN - SOC SEC NON-INSTR	4,982.76	425.40	1,322.48	26.54	3,660.28	0.00	3,660.28
01 2320 221 000	EXEC ADMIN - SOC SEC PROF STAFF	24,104.54	1,962.01	5,886.03	24.42	18,218.51	0.00	18,218.51
01 2320 225 000	EXEC ADMIN - SOC SEC SUPERINTENDENT	11,245.50	1,413.34	4,240.02	37.70	7,005.48	0.00	7,005.48
01 2320 230 000	EXEC ADMIN - RETIREMENT NON-INSTR	5,855.56	373.34	1,164.48	19.89	4,691.08	0.00	4,691.08
01 2320 231 000	EXEC ADMIN - RETIREMENT PROF STAFF	31,043.45	1,924.93	5,774.79	18.60	25,268.66	0.00	25,268.66

Regular; Processing Month 11/2023

Account Number	Account Description	Revised Budget	Expended During Month	Expenditures to Date	% of Budget	Balance at EOM	P/ O Outstanding	Unencumbered Balance
01 2320 235 000	EXEC ADMIN - RETIREMENT SUPERINTENDENT	22,225.05	1,378.13	4,134.39	18.60	18,090.66	0.00	18,090.66
01 2320 237 000	EXEC ADMIN - INCR RET CONTR	0.00	1,264.38	3,808.42	0.00	(3,808.42)	0.00	(3,808.42)
01 2320 280 000	EXEC ADMIN - HEALTH BEN NON-INSTR	5,700.00	475.00	1,425.00	25.00	4,275.00	0.00	4,275.00
01 2320 281 000	EXEC ADMIN - HEALTH BENEFITS PROF STAFF	0.00	315.06	945.18	0.00	(945.18)	0.00	(945.18)
01 2320 580 000	EXEC ADMIN - TRAVEL & MILEAGE	7,000.00	961.42	1,825.72	37.94	5,174.28	829.98	4,344.30
01 2320 610 000	EXEC ADMIN - SUPPLIES	1,000.00	0.00	0.00	0.00	1,000.00	0.00	1,000.00
01 2320 734 000	EXEC ADMIN - HARDWARE	0.00	0.00	0.00	0.00	0.00	0.00	0.00
01 2320 810 000	EXEC ADMIN - DUES & FEES	13,000.00	1,159.00	2,094.00	16.11	10,906.00	0.00	10,906.00
01 2320 890 000	EXEC ADMIN - OTHER MISC	0.00	44.29	237.89	0.00	(237.89)	0.00	(237.89)
2320	EXECUTIVE ADMINISTRATION	802,303.15	67,873.76	201,995.70	25.28	600,307.45	829.98	599,477.47
2330	DISTRICT LEGAL SERVICES							
01 2330 314 000	DIST LEGAL SERVICES - LOBBYIST FEES	25,000.00	6,750.00	6,750.00	27.00	18,250.00	0.00	18,250.00
01 2330 317 000	DISTRICT LEGAL SERVICES	135,000.00	2,097.65	10,912.32	8.08	124,087.68	0.00	124,087.68
2330	DISTRICT LEGAL SERVICES	160,000.00	8,847.65	17,662.32	11.04	142,337.68	0.00	142,337.68
2410	OFFICE OF THE PRINCIPAL							
01 2410 110 001	OFF/PRINCIPAL - SALARIES NON-INSTR HS	101,008.00	9,975.28	30,075.14	29.78	70,932.86	0.00	70,932.86
01 2410 110 002	OFF/PRINCIPAL - SALARIES NON-INSTR BE	29,904.00	3,234.26	9,255.29	30.95	20,648.71	0.00	20,648.71
01 2410 110 003	OFF/PRINCIPAL - SALARIES NON-INSTR PC	141,200.00	12,797.33	37,585.44	26.62	103,614.56	0.00	103,614.56
01 2410 110 004	OFF/PRINCIPAL - SALARIES NON-INSTR HE	30,744.00	3,228.49	9,499.17	30.90	21,244.83	0.00	21,244.83
01 2410 110 005	OFF/PRINCIPAL - SALARIES NON-INSTR BMS	61,248.00	6,634.07	19,107.34	31.20	42,140.66	0.00	42,140.66
01 2410 110 006	OFF/PRINCIPAL - SALARIES NON-INSTR AP	31,584.00	3,387.95	9,987.49	31.62	21,596.51	0.00	21,596.51
01 2410 110 007	OFF/PRINCIPAL - SALARIES NON-INSTR SE	35,616.00	3,850.77	11,100.96	31.17	24,515.04	0.00	24,515.04
01 2410 110 008	OFF/PRINCIPAL - SALARIES NON-INSTR BSMS	60,488.00	6,217.98	18,393.01	30.41	42,094.99	0.00	42,094.99
01 2410 111 001	OFF/PRINCIPAL - SALARIES PRINCIPAL HS	340,503.00	23,934.50	71,803.50	21.09	268,699.50	0.00	268,699.50
01 2410 111 002	OFF/PRINCIPAL - SALARIES PRINCIPAL BE	96,725.00	8,060.42	24,181.26	25.00	72,543.74	0.00	72,543.74
01 2410 111 003	OFF/PRINCIPAL - SALARIES PRINCIPAL PC	99,100.00	8,258.33	24,774.99	25.00	74,325.01	0.00	74,325.01
01 2410 111 004	OFF/PRINCIPAL - SALARIES PRINCIPAL HE	97,000.00	8,083.33	24,249.99	25.00	72,750.01	0.00	72,750.01
01 2410 111 005	OFF/PRINCIPAL - SALARIES PRINCIPAL BMS	218,550.00	16,110.94	48,332.82	22.12	170,217.18	0.00	170,217.18
01 2410 111 006	OFF/PRINCIPAL - SALARIES PRINCIPAL AP	120,000.00	10,000.00	30,000.00	25.00	90,000.00	0.00	90,000.00
01 2410 111 007	OFF/PRINCIPAL - SALARIES PRINCIPAL SE	100,000.00	8,333.33	24,999.99	25.00	75,000.01	0.00	75,000.01
01 2410 111 008	OFF/PRINCIPAL - SALARIES PRINCIPAL BSMS	208,900.00	13,495.83	40,487.49	19.38	168,412.51	0.00	168,412.51
01 2410 120 001	OFF/PRINCIPAL - SUBS NON-INSTR HS	0.00	0.00	0.00	0.00	0.00	0.00	0.00
01 2410 120 002	OFF/PRINCIPAL - SUBS NON-INSTR BE	0.00	0.00	139.04	0.00	(139.04)	0.00	(139.04)
01 2410 120 003	OFF/PRINCIPAL - SUBS NON-INSTR PC	0.00	110.60	110.60	0.00	(110.60)	0.00	(110.60)
01 2410 120 004	OFF/PRINCIPAL - SUBS NON-INSTR HE	0.00	79.00	79.00	0.00	(79.00)	0.00	(79.00)
01 2410 120 005	OFF/PRINCIPAL - SUBS NON-INSTR BMS	0.00	355.97	355.97	0.00	(355.97)	0.00	(355.97)
01 2410 120 006	OFF/PRINCIPAL - SUBS NON-INSTR AP	0.00	0.00	0.00	0.00	0.00	0.00	0.00
01 2410 120 007	OFF/PRINCIPAL - SUBS NON-INSTR SE	0.00	0.00	0.00	0.00	0.00	0.00	0.00
01 2410 120 008	OFF/PRINCIPAL - SUBS NON-INSTR BSMS	0.00	0.00	0.00	0.00	0.00	0.00	0.00
01 2410 130 001	OFF/PRINCIPAL - OT NON-INSTR HS	0.00	203.68	855.80	0.00	(855.80)	0.00	(855.80)
01 2410 130 002	OFF/PRINCIPAL - OT NON-INSTR BE	0.00	325.21	1,131.28	0.00	(1,131.28)	0.00	(1,131.28)
01 2410 130 003	OFF/PRINCIPAL - OT NON-INSTR PC	0.00	89.17	193.10	0.00	(193.10)	0.00	(193.10)
01 2410 130 004	OFF/PRINCIPAL - OT NON-INSTR HE	0.00	0.00	0.00	0.00	0.00	0.00	0.00
01 2410 130 005	OFF/PRINCIPAL - OT NON-INSTR BMS	0.00	117.01	736.40	0.00	(736.40)	0.00	(736.40)
01 2410 130 006	OFF/PRINCIPAL - OT NON-INSTR AP	0.00	83.75	956.54	0.00	(956.54)	0.00	(956.54)
01 2410 130 007	OFF/PRINCIPAL - OT NON-INSTR SE	0.00	226.42	1,137.80	0.00	(1,137.80)	0.00	(1,137.80)
01 2410 130 008	OFF/PRINCIPAL - OT NON-INSTR BSMS	0.00	24.54	1,338.40	0.00	(1,338.40)	0.00	(1,338.40)
01 2410 150 001	OFF/PRINCIPAL - ADD'L COMP NON-INSTR HS	0.00	21.88	65.64	0.00	(65.64)	0.00	(65.64)
01 2410 150 002	OFF/PRINCIPAL - ADD'L COMP NON-INSTR BE	0.00	6.48	19.44	0.00	(19.44)	0.00	(19.44)
01 2410 150 003	OFF/PRINCIPAL - ADD'L COMP NON-INSTR PC	0.00	30.60	91.80	0.00	(91.80)	0.00	(91.80)
01 2410 150 004	OFF/PRINCIPAL - ADD'L COMP NON-INSTR HE	0.00	6.66	19.98	0.00	(19.98)	0.00	(19.98)
01 2410 150 005	OFF/PRINCIPAL - ADD'L COMP NON-INSTR BMS	0.00	14.48	43.44	0.00	(43.44)	0.00	(43.44)
01 2410 150 006	OFF/PRINCIPAL - ADD'L COMP NON-INSTR AP	0.00	6.84	20.52	0.00	(20.52)	0.00	(20.52)
01 2410 150 007	OFF/PRINCIPAL - ADD'L COMP NON-INSTR SE	0.00	7.72	23.16	0.00	(23.16)	0.00	(23.16)

Account Number	Account Description	Revised Budget	Expended During Month	Expenditures to Date	% of Budget	Balance at EOM	P/ O Outstanding	Unencumbered Balance
01 2410 150 008	OFF/PRINCIPAL - ADD'L COMP NON-INSTR BSMS	0.00	13.11	39.33	0.00	(39.33)	0.00	(39.33)
01 2410 151 001	OFF/PRINCIPAL - ADD'L COMP PRINCIPAL HS	1,147.93	62.22	186.66	16.26	961.27	0.00	961.27
01 2410 151 002	OFF/PRINCIPAL - ADD'L COMP PRINCIPAL BE	329.24	20.96	62.88	19.10	266.36	0.00	266.36
01 2410 151 003	OFF/PRINCIPAL - ADD'L COMP PRINCIPAL PC	624.78	21.47	64.41	10.31	560.37	0.00	560.37
01 2410 151 004	OFF/PRINCIPAL - ADD'L COMP PRINCIPAL HE	332.13	21.02	63.06	18.99	269.07	0.00	269.07
01 2410 151 005	OFF/PRINCIPAL - ADD'L COMP PRINCIPAL BMS	727.48	41.89	125.67	17.27	601.81	0.00	601.81
01 2410 151 006	OFF/PRINCIPAL - ADD'L COMP PRINCIPAL AP	394.12	26.00	78.00	19.79	316.12	0.00	316.12
01 2410 151 007	OFF/PRINCIPAL - ADD'L COMP PRINCIPAL SE	352.60	21.67	65.01	18.44	287.59	0.00	287.59
01 2410 151 008	OFF/PRINCIPAL - ADD'L COMP PRINCIPAL BSMS	700.41	35.09	105.27	15.03	595.14	0.00	595.14
01 2410 210 001	OFF/PRINCIPAL - GROUP INS NON-INSTR HS	883.32	73.61	220.83	25.00	662.49	0.00	662.49
01 2410 210 002	OFF/PRINCIPAL - GROUP INS NON-INSTR BE	62.40	5.20	15.60	25.00	46.80	0.00	46.80
01 2410 210 003	OFF/PRINCIPAL - GROUP INS NON-INSTR PC	27,566.88	1,982.18	5,946.54	21.57	21,620.34	0.00	21,620.34
01 2410 210 004	OFF/PRINCIPAL - GROUP INS NON-INSTR HE	62.40	5.20	15.60	25.00	46.80	0.00	46.80
01 2410 210 005	OFF/PRINCIPAL - GROUP INS NON-INSTR BMS	10,284.24	857.02	2,571.06	25.00	7,713.18	0.00	7,713.18
01 2410 210 006	OFF/PRINCIPAL - GROUP INS NON-INSTR AP	62.40	5.20	15.60	25.00	46.80	0.00	46.80
01 2410 210 007	OFF/PRINCIPAL - GROUP INS NON-INSTR SE	10,221.84	851.82	2,555.46	25.00	7,666.38	0.00	7,666.38
01 2410 210 008	OFF/PRINCIPAL - GROUP INS NON-INSTR BSMS	124.80	10.40	31.20	25.00	93.60	0.00	93.60
01 2410 211 001	OFF/PRINCIPAL - GROUP INS PRINCIPAL HS	55,642.68	4,290.23	12,870.69	23.13	42,771.99	0.00	42,771.99
01 2410 211 002	OFF/PRINCIPAL - GROUP INS PRINCIPAL BE	62.40	5.20	15.60	25.00	46.80	0.00	46.80
01 2410 211 003	OFF/PRINCIPAL - GROUP INS PRINCIPAL PC	27,442.08	2,286.84	6,860.52	25.00	20,581.56	0.00	20,581.56
01 2410 211 004	OFF/PRINCIPAL - GROUP INS PRINCIPAL HE	27,442.08	1,971.78	5,915.34	21.56	21,526.74	0.00	21,526.74
01 2410 211 005	OFF/PRINCIPAL - GROUP INS PRINCIPAL BMS	124.80	9.10	27.30	21.88	97.50	0.00	97.50
01 2410 211 006	OFF/PRINCIPAL - GROUP INS PRINCIPAL AP	27,442.08	2,286.84	6,860.52	25.00	20,581.56	0.00	20,581.56
01 2410 211 007	OFF/PRINCIPAL - GROUP INS PRINCIPAL SE	27,442.08	1,971.78	5,915.34	21.56	21,526.74	0.00	21,526.74
01 2410 211 008	OFF/PRINCIPAL - GROUP INS PRINCIPAL BSMS	54,884.16	3,430.27	10,290.81	18.75	44,593.35	0.00	44,593.35
01 2410 220 001	OFF/PRINCIPAL - SOC SEC NON-INSTR HS	8,841.45	857.65	2,603.16	29.44	6,238.29	0.00	6,238.29
01 2410 220 002	OFF/PRINCIPAL - SOC SEC NON-INSTR BE	2,676.10	272.80	806.71	30.14	1,869.39	0.00	1,869.39
01 2410 220 003	OFF/PRINCIPAL - SOC SEC NON-INSTR PC	11,594.89	1,024.56	2,989.37	25.78	8,605.52	0.00	8,605.52
01 2410 220 004	OFF/PRINCIPAL - SOC SEC NON-INSTR HE	2,740.53	285.42	829.90	30.28	1,910.63	0.00	1,910.63
01 2410 220 005	OFF/PRINCIPAL - SOC SEC NON-INSTR BMS	5,080.16	612.51	1,751.75	34.48	3,328.41	0.00	3,328.41
01 2410 220 006	OFF/PRINCIPAL - SOC SEC NON-INSTR AP	2,804.96	297.98	934.41	33.31	1,870.55	0.00	1,870.55
01 2410 220 007	OFF/PRINCIPAL - SOC SEC NON-INSTR SE	2,731.71	312.49	938.04	34.34	1,793.67	0.00	1,793.67
01 2410 220 008	OFF/PRINCIPAL - SOC SEC NON-INSTR BSMS	5,404.37	510.44	1,608.11	29.76	3,796.26	0.00	3,796.26
01 2410 221 001	OFF/PRINCIPAL - SOC SEC PRINCIPAL HS	26,499.00	1,835.55	5,506.65	20.78	20,992.35	0.00	20,992.35
01 2410 221 002	OFF/PRINCIPAL - SOC SEC PRINCIPAL BE	7,854.75	686.44	2,059.32	26.22	5,795.43	0.00	5,795.43
01 2410 221 003	OFF/PRINCIPAL - SOC SEC PRINCIPAL PC	7,600.86	623.86	1,871.56	24.62	5,729.30	0.00	5,729.30
01 2410 221 004	OFF/PRINCIPAL - SOC SEC PRINCIPAL HE	7,439.79	587.48	1,762.43	23.69	5,677.36	0.00	5,677.36
01 2410 221 005	OFF/PRINCIPAL - SOC SEC PRINCIPAL BMS	17,634.64	1,249.32	3,747.95	21.25	13,886.69	0.00	13,886.69
01 2410 221 006	OFF/PRINCIPAL - SOC SEC PRINCIPAL AP	9,203.87	758.91	2,276.73	24.74	6,927.14	0.00	6,927.14
01 2410 221 007	OFF/PRINCIPAL - SOC SEC PRINCIPAL SE	7,669.89	622.93	1,868.79	24.37	5,801.10	0.00	5,801.10
01 2410 221 008	OFF/PRINCIPAL - SOC SEC PRINCIPAL BSMS	16,022.40	1,022.53	3,067.59	19.15	12,954.81	0.00	12,954.81
01 2410 230 001	OFF/PRINCIPAL - RETIREMENT NON-INSTR HS	9,977.36	748.15	2,273.42	22.79	7,703.94	0.00	7,703.94
01 2410 230 002	OFF/PRINCIPAL - RETIREMENT NON-INSTR BE	2,953.86	261.62	763.41	25.84	2,190.45	0.00	2,190.45
01 2410 230 003	OFF/PRINCIPAL - RETIREMENT NON-INSTR PC	13,947.45	947.16	2,776.73	19.91	11,170.72	0.00	11,170.72
01 2410 230 004	OFF/PRINCIPAL - RETIREMENT NON-INSTR HE	3,036.83	237.30	698.20	22.99	2,338.63	0.00	2,338.63
01 2410 230 005	OFF/PRINCIPAL - RETIREMENT NON-INSTR BMS	6,049.96	496.21	1,458.52	24.11	4,591.44	0.00	4,591.44
01 2410 230 006	OFF/PRINCIPAL - RETIREMENT NON-INSTR AP	3,119.80	255.17	804.39	25.78	2,315.41	0.00	2,315.41
01 2410 230 007	OFF/PRINCIPAL - RETIREMENT NON-INSTR SE	3,518.08	299.67	899.55	25.57	2,618.53	0.00	2,618.53
01 2410 230 008	OFF/PRINCIPAL - RETIREMENT NON-INSTR BSMS	5,974.89	458.83	1,450.26	24.27	4,524.63	0.00	4,524.63
01 2410 231 001	OFF/PRINCIPAL - RETIREMENT PRINCIPAL HS	33,634.21	1,759.20	5,277.58	15.69	28,356.63	0.00	28,356.63
01 2410 231 002	OFF/PRINCIPAL - RETIREMENT PRINCIPAL BE	9,554.30	592.44	1,777.32	18.60	7,776.98	0.00	7,776.98
01 2410 231 003	OFF/PRINCIPAL - RETIREMENT PRINCIPAL PC	9,788.90	606.99	1,820.97	18.60	7,967.93	0.00	7,967.93
01 2410 231 004	OFF/PRINCIPAL - RETIREMENT PRINCIPAL HE	9,581.47	594.12	1,782.36	18.60	7,799.11	0.00	7,799.11
01 2410 231 005	OFF/PRINCIPAL - RETIREMENT PRINCIPAL BMS	21,587.93	1,184.15	3,552.46	16.46	18,035.47	0.00	18,035.47
01 2410 231 006	OFF/PRINCIPAL - RETIREMENT PRINCIPAL AP	11,853.36	735.00	2,205.00	18.60	9,648.36	0.00	9,648.36

Account Number	Account Description	Revised Budget	Expended During Month	Expenditures to Date	% of Budget	Balance at EOM	P/ O Outstanding	Unencumbered Balance
01 2410 733 006	OFF/PRINCIPAL - FURN & EQUIP AP	0.00	0.00	0.00	0.00	0.00	0.00	0.00
01 2410 733 007	OFF/PRINCIPAL - FURN & EQUIP SE	0.00	0.00	0.00	0.00	0.00	0.00	0.00
01 2410 733 008	OFF/PRINCIPAL - FURN & EQUIP BSMS	0.00	0.00	0.00	0.00	0.00	0.00	0.00
01 2410 810 001	OFF/PRINCIPAL - DUES & FEES HS	20,000.00	0.00	1,885.00	9.43	18,115.00	0.00	18,115.00
01 2410 810 002	OFF/PRINCIPAL - DUES & FEES BE	750.00	0.00	0.00	0.00	750.00	0.00	750.00
01 2410 810 003	OFF/PRINCIPAL - DUES & FEES PC	750.00	0.00	0.00	0.00	750.00	0.00	750.00
01 2410 810 004	OFF/PRINCIPAL - DUES & FEES HE	750.00	30.00	30.00	4.00	720.00	0.00	720.00
01 2410 810 005	OFF/PRINCIPAL - DUES & FEES BMS	750.00	0.00	0.00	0.00	750.00	0.00	750.00
01 2410 810 006	OFF/PRINCIPAL - DUES & FEES AP	750.00	0.00	0.00	0.00	750.00	0.00	750.00
01 2410 810 007	OFF/PRINCIPAL - DUES & FEES SE	750.00	0.00	0.00	0.00	750.00	0.00	750.00
01 2410 810 008	OFF/PRINCIPAL - DUES & FEES BSMS	750.00	0.00	0.00	0.00	750.00	0.00	750.00
01 2410 890 001	OFF/PRINCIPAL - OTHER MISC HS	0.00	0.00	0.00	0.00	0.00	0.00	0.00
01 2410 890 002	OFF/PRINCIPAL - OTHER MISC BE	0.00	0.00	0.00	0.00	0.00	0.00	0.00
01 2410 890 003	OFF/PRINCIPAL - OTHER MISC PC	0.00	0.00	0.00	0.00	0.00	0.00	0.00
01 2410 890 004	OFF/PRINCIPAL - OTHER MISC HE	0.00	0.00	0.00	0.00	0.00	0.00	0.00
01 2410 890 005	OFF/PRINCIPAL - OTHER MISC BMS	0.00	0.00	0.00	0.00	0.00	0.00	0.00
01 2410 890 006	OFF/PRINCIPAL - OTHER MISC AP	0.00	0.00	0.00	0.00	0.00	0.00	0.00
01 2410 890 007	OFF/PRINCIPAL - OTHER MISC SE	0.00	0.00	0.00	0.00	0.00	0.00	0.00
01 2410 890 008	OFF/PRINCIPAL - OTHER MISC BSMS	0.00	0.00	0.00	0.00	0.00	0.00	0.00
2410	OFFICE OF THE PRINCIPAL	2,492,477.38	203,272.89	614,123.90	24.65	1,878,353.48	315.45	1,878,038.03
2490	SCHOOL ADMIN OTHER							
01 2490 111 001	OTH BLDG ADMIN - SALARIES AD HS	0.00	4,440.75	13,322.25	0.00	(13,322.25)	0.00	(13,322.25)
01 2490 111 005	OTH BLDG ADMIN - SALARIES AD BMS	0.00	2,101.56	6,304.68	0.00	(6,304.68)	0.00	(6,304.68)
01 2490 111 008	OTH BLDG ADMIN - SALARIES AD BSMS	0.00	3,912.50	11,737.50	0.00	(11,737.50)	0.00	(11,737.50)
01 2490 151 001	OTH BLDG ADMIN - ADD'L COMP AD HS	0.00	11.55	34.65	0.00	(34.65)	0.00	(34.65)
01 2490 151 005	OTH BLDG ADMIN - ADD'L COMP AD BMS	0.00	5.47	16.41	0.00	(16.41)	0.00	(16.41)
01 2490 151 008	OTH BLDG ADMIN - ADD'L COMP AD BSMS	0.00	10.18	30.54	0.00	(30.54)	0.00	(30.54)
01 2490 211 001	OTH BLDG ADMIN - GROUP INS AD HS	0.00	31.60	94.80	0.00	(94.80)	0.00	(94.80)
01 2490 211 005	OTH BLDG ADMIN - GROUP INS AD BMS	0.00	1.30	3.90	0.00	(3.90)	0.00	(3.90)
01 2490 211 008	OTH BLDG ADMIN - GROUP INS AD BSMS	0.00	1,143.41	3,430.23	0.00	(3,430.23)	0.00	(3,430.23)
01 2490 220 005	OTH BLDG ADMIN - SOC SEC NON-INSTR BMS	0.00	0.00	0.00	0.00	0.00	0.00	0.00
01 2490 221 001	OTH BLDG ADMIN - SOC SEC AD HS	0.00	356.54	1,069.62	0.00	(1,069.62)	0.00	(1,069.62)
01 2490 221 005	OTH BLDG ADMIN - SOC SEC AD BMS	0.00	166.22	498.64	0.00	(498.64)	0.00	(498.64)
01 2490 221 008	OTH BLDG ADMIN - SOC SEC AD BSMS	0.00	295.58	886.73	0.00	(886.73)	0.00	(886.73)
01 2490 231 001	OTH BLDG ADMIN - RETIREMENT AD HS	0.00	326.39	979.17	0.00	(979.17)	0.00	(979.17)
01 2490 231 005	OTH BLDG ADMIN - RETIREMENT AD BMS	0.00	154.46	463.38	0.00	(463.38)	0.00	(463.38)
01 2490 231 008	OTH BLDG ADMIN - RETIREMENT AD BSMS	0.00	287.57	862.71	0.00	(862.71)	0.00	(862.71)
01 2490 237 001	OTH BLDG ADMIN - INCR RET CONTR AD HS	0.00	112.25	336.75	0.00	(336.75)	0.00	(336.75)
01 2490 237 005	OTH BLDG ADMIN - INCR RET CONTR AD BMS	0.00	53.12	159.36	0.00	(159.36)	0.00	(159.36)
01 2490 237 008	OTH BLDG ADMIN - INCR RET CONTR AD BSMS	0.00	98.90	296.70	0.00	(296.70)	0.00	(296.70)
01 2490 281 001	OTH BLDG ADMIN - HEALTH BEN AD HS	0.00	208.50	625.50	0.00	(625.50)	0.00	(625.50)
01 2490 281 005	OTH BLDG ADMIN - HEALTH BEN AD BMS	0.00	118.75	356.25	0.00	(356.25)	0.00	(356.25)
01 2490 281 008	OTH BLDG ADMIN - HEALTH BEN AD BSMS	0.00	0.00	0.00	0.00	0.00	0.00	0.00
01 2490 810 001	OTHER BLDG ADMIN - DUES & FEES HS	0.00	0.00	0.00	0.00	0.00	0.00	0.00
01 2490 810 005	OTHER BLDG ADMIN - DUES & FEES BMS	0.00	0.00	0.00	0.00	0.00	0.00	0.00
01 2490 810 008	OTHER BLDG ADMIN - DUES & FEES BSMS	0.00	0.00	0.00	0.00	0.00	0.00	0.00
2490	SCHOOL ADMIN OTHER	0.00	13,836.60	41,509.77	0.00	(41,509.77)	0.00	(41,509.77)
2510	FISCAL SERVICES							
01 2510 110 000	FISCAL SERV - SALARIES NON-INSTR	138,112.00	11,976.13	35,684.48	25.84	102,427.52	0.00	102,427.52
01 2510 116 000	FISCAL SERV - SALARIES PROF NON-CERT	110,000.00	9,166.67	27,500.01	25.00	82,499.99	0.00	82,499.99
01 2510 130 000	FISCAL SERV - OT SALARIES NON-INSTR	0.00	368.75	4,442.25	0.00	(4,442.25)	0.00	(4,442.25)
01 2510 150 000	FISCAL SERV - ADD'L COMP NON-INSTR	645.08	528.75	1,586.25	245.90	(941.17)	0.00	(941.17)
01 2510 156 000	FISCAL SERV - ADD'L COMP PROF NON-CERT	0.00	0.00	0.00	0.00	0.00	0.00	0.00
01 2510 210 000	FISCAL SERV - GROUP INS NON-INSTR	883.32	73.61	220.83	25.00	662.49	0.00	662.49

Account Number	Account Description	Revised Budget	Expended During Month	Expenditures to Date	% of Budget	Balance at EOM	P/ O Outstanding	Unencumbered Balance
2570	PERSONNEL SERVICES	36,500.00	2,129.16	7,200.32	19.73	29,299.68	0.00	29,299.68
2580	ADMIN TECH SERVICES							
01 2580 110 000	ADMIN TECH SERV - SALARIES NON-INSTR	43,888.00	6,769.19	20,720.07	47.21	23,167.93	0.00	23,167.93
01 2580 130 000	ADMIN TECH SERV - OT SALARIES NON-INSTR	0.00	3.80	206.36	0.00	(206.36)	0.00	(206.36)
01 2580 150 000	ADMIN TECH SERV - ADD'L COMP NON-INSTR	114.11	9.51	28.53	25.00	85.58	0.00	85.58
01 2580 210 000	ADMIN TECH SERV - GROUP INS NON-INSTR	10,221.84	744.74	2,234.97	21.86	7,986.87	0.00	7,986.87
01 2580 220 000	ADMIN TECH SERV - SOC SEC NON-INSTR	3,366.16	516.18	1,595.00	47.38	1,771.16	0.00	1,771.16
01 2580 230 000	ADMIN TECH SERV - RETIREMENT NON-INSTR	4,335.17	497.81	1,538.09	35.48	2,797.08	0.00	2,797.08
01 2580 237 000	ADMIN TECH SERV - INCR RET CONTR	0.00	171.21	528.97	0.00	(528.97)	0.00	(528.97)
01 2580 280 000	ADMIN TECH SERV - HEALTH BEN NON-INSTR	0.00	111.77	335.31	0.00	(335.31)	0.00	(335.31)
2580	ADMIN TECH SERVICES	61,925.28	8,824.21	27,187.30	43.90	34,737.98	0.00	34,737.98
2590	CENTRAL SRVCS							
01 2590 110 000	CENTR SRVCS - SALARIES NON-INSTR DIST	86,736.00	3,990.38	11,675.38	13.46	75,060.62	0.00	75,060.62
01 2590 130 000	CENTR SRVCS - OT SALARIES NON-INSTR DIST	0.00	9.94	891.14	0.00	(891.14)	0.00	(891.14)
01 2590 150 000	CENTR SRVCS - ADD'L COMP NON-INSTR DIS	225.52	18.79	56.37	25.00	169.15	0.00	169.15
01 2590 210 000	CENTR SRVCS - GROUP INS NON-INSTR DIST	124.80	5.71	16.38	13.13	108.42	0.00	108.42
01 2590 220 000	CENTR SRVCS - SOC SEC NON-INSTR DIST	7,524.66	380.14	1,183.68	15.73	6,340.98	0.00	6,340.98
01 2590 230 000	CENTR SRVCS - RETIREMENT NON-INSTR DIST	8,567.61	294.03	923.65	10.78	7,643.96	0.00	7,643.96
01 2590 237 000	CENTR SRVCS - INCR RET CONTR DIST	0.00	101.12	317.66	0.00	(317.66)	0.00	(317.66)
01 2590 280 000	CENTR SRVCS - HEALTH BEN NON-INSTR DIST	11,400.00	950.00	2,850.00	25.00	8,550.00	0.00	8,550.00
2590	CENTRAL SRVCS	114,578.59	5,750.11	17,914.26	15.63	96,664.33	0.00	96,664.33
2610	OP OF BLDGS							
01 2610 110 000	OP OF BLDGS - SALARIES NON-INSTR DIST	111,488.00	2,566.33	4,580.92	4.11	106,907.08	0.00	106,907.08
01 2610 110 001	OP OF BLDGS - SALARIES NON-INSTR HS	100,048.00	5,829.74	22,437.24	22.43	77,610.76	0.00	77,610.76
01 2610 110 002	OP OF BLDGS - SALARIES NON-INSTR BE	48,256.00	4,743.71	13,332.35	27.63	34,923.65	0.00	34,923.65
01 2610 110 003	OP OF BLDGS - SALARIES NON-INSTR PC	52,520.00	4,550.30	14,535.16	27.68	37,984.84	0.00	37,984.84
01 2610 110 004	OP OF BLDGS - SALARIES NON-INSTR HE	48,256.00	4,160.69	12,412.93	25.72	35,843.07	0.00	35,843.07
01 2610 110 005	OP OF BLDGS - SALARIES NON-INSTR BMS	150,488.00	7,327.75	21,380.52	14.21	129,107.48	0.00	129,107.48
01 2610 110 006	OP OF BLDGS - SALARIES NON-INSTR AP	58,032.00	5,040.97	15,109.52	26.04	42,922.48	0.00	42,922.48
01 2610 110 007	OP OF BLDGS - SALARIES NON-INSTR SE	49,920.00	4,225.68	12,645.12	25.33	37,274.88	0.00	37,274.88
01 2610 110 008	OP OF BLDGS - SALARIES NON-INSTR BSMS	66,040.00	5,619.43	17,448.22	26.42	48,591.78	0.00	48,591.78
01 2610 116 000	OP OF BLDGS - SALARIES PROF NON-CER DIST	159,750.00	7,645.83	22,937.49	14.36	136,812.51	0.00	136,812.51
01 2610 120 000	OP BLDGS - TEMP SALARIES NON-INSTR DIST	0.00	0.00	2,226.20	0.00	(2,226.20)	0.00	(2,226.20)
01 2610 130 000	OP OF BLDGS - OT SALARIES NON-INSTR DIST	0.00	477.26	1,181.01	0.00	(1,181.01)	0.00	(1,181.01)
01 2610 130 001	OP OF BLDGS - OT SALARIES NON-INSTR HS	0.00	1,810.57	4,197.39	0.00	(4,197.39)	0.00	(4,197.39)
01 2610 130 002	OP OF BLDGS - OT SALARIES NON-INSTR BE	0.00	199.80	2,459.02	0.00	(2,459.02)	0.00	(2,459.02)
01 2610 130 003	OP OF BLDGS - OT SALARIES NON-INSTR PC	0.00	2,265.87	5,118.61	0.00	(5,118.61)	0.00	(5,118.61)
01 2610 130 004	OP OF BLDGS - OT SALARIES NON-INSTR HE	0.00	1,530.27	4,225.31	0.00	(4,225.31)	0.00	(4,225.31)
01 2610 130 005	OP OF BLDGS - OT SALARIES NON-INSTR BMS	0.00	650.76	3,189.07	0.00	(3,189.07)	0.00	(3,189.07)
01 2610 130 006	OP OF BLDGS - OT SALARIES NON-INSTR AP	0.00	346.10	2,279.99	0.00	(2,279.99)	0.00	(2,279.99)
01 2610 130 007	OP OF BLDGS - OT SALARIES NON-INSTR SE	0.00	214.20	1,738.80	0.00	(1,738.80)	0.00	(1,738.80)
01 2610 130 008	OP OF BLDGS - OT SALARIES NON-INSTR BSMS	0.00	1,000.13	3,830.01	0.00	(3,830.01)	0.00	(3,830.01)
01 2610 150 000	OP OF BLDGS - ADD'L COMP NON-INSTR DIST	705.22	14.58	19.62	2.78	685.60	0.00	685.60
01 2610 150 001	OP OF BLDGS - ADD'L COMP NON-INSTR HS	260.12	21.68	65.04	25.00	195.08	0.00	195.08
01 2610 150 002	OP OF BLDGS - ADD'L COMP NON-INSTR BE	125.47	22.97	43.89	34.98	81.58	0.00	81.58
01 2610 150 003	OP OF BLDGS - ADD'L COMP NON-INSTR PC	136.55	11.38	34.14	25.00	102.41	0.00	102.41
01 2610 150 004	OP OF BLDGS - ADD'L COMP NON-INSTR HE	516.74	10.46	31.38	6.07	485.36	0.00	485.36
01 2610 150 005	OP OF BLDGS - ADD'L COMP NON-INSTR BMS	0.00	18.05	54.15	0.00	(54.15)	0.00	(54.15)
01 2610 150 006	OP OF BLDGS - ADD'L COMP NON-INSTR AP	150.88	12.57	37.71	24.99	113.17	0.00	113.17
01 2610 150 007	OP OF BLDGS - ADD'L COMP NON-INSTR SE	129.79	10.82	32.46	25.01	97.33	0.00	97.33
01 2610 150 008	OP OF BLDGS - ADD'L COMP NON-INSTR BSMS	171.70	14.31	42.93	25.00	128.77	0.00	128.77
01 2610 156 000	OP OF BLDGS - ADD'L COMP PROF NON-CER DI	0.00	19.88	59.64	0.00	(59.64)	0.00	(59.64)
01 2610 210 000	OP OF BLDGS - GROUP INS NON-INSTR DIST	20,459.28	6.50	9.10	0.04	20,450.18	0.00	20,450.18
01 2610 210 001	OP OF BLDGS - GROUP INS NON-INSTR HS	10,284.24	857.02	2,571.06	25.00	7,713.18	0.00	7,713.18

Account Number	Account Description	Revised Budget	Expended During Month	Expenditures to Date	% of Budget	Balance at EOM	P/ O Outstanding	Unencumbered Balance
01 2610 210 002	OP OF BLDGS - GROUP INS NON-INSTR BE	758.52	126.42	252.84	33.33	505.68	0.00	505.68
01 2610 210 003	OP OF BLDGS - GROUP INS NON-INSTR PC	10,221.84	851.82	2,555.46	25.00	7,666.38	0.00	7,666.38
01 2610 210 004	OP OF BLDGS - GROUP INS NON-INSTR HE	62.40	5.20	15.60	25.00	46.80	0.00	46.80
01 2610 210 005	OP OF BLDGS - GROUP INS NON-INSTR BMS	30,637.80	1,591.87	4,775.61	15.59	25,862.19	0.00	25,862.19
01 2610 210 006	OP OF BLDGS - GROUP INS NON-INSTR AP	10,221.84	851.82	2,555.46	25.00	7,666.38	0.00	7,666.38
01 2610 210 007	OP OF BLDGS - GROUP INS NON-INSTR SE	758.52	63.21	189.63	25.00	568.89	0.00	568.89
01 2610 210 008	OP OF BLDGS - GROUP INS NON-INSTR BSMS	758.52	63.21	189.63	25.00	568.89	0.00	568.89
01 2610 216 000	OP OF BLDGS - GROUP INS PROF NON-CER DIS	27,504.48	5.20	15.60	0.06	27,488.88	0.00	27,488.88
01 2610 220 000	OP OF BLDGS - SOC SEC NON-INSTR DIST	8,660.02	279.35	676.14	7.81	7,983.88	0.00	7,983.88
01 2610 220 001	OP OF BLDGS - SOC SEC NON-INSTR HS	8,109.62	621.54	2,148.70	26.50	5,960.92	0.00	5,960.92
01 2610 220 002	OP OF BLDGS - SOC SEC NON-INSTR BE	4,083.98	427.83	1,310.40	32.09	2,773.58	0.00	2,773.58
01 2610 220 003	OP OF BLDGS - SOC SEC NON-INSTR PC	4,028.23	521.81	1,504.63	37.35	2,523.60	0.00	2,523.60
01 2610 220 004	OP OF BLDGS - SOC SEC NON-INSTR HE	4,137.23	472.50	1,384.24	33.46	2,752.99	0.00	2,752.99
01 2610 220 005	OP OF BLDGS - SOC SEC NON-INSTR BMS	12,074.02	611.24	1,882.23	15.59	10,191.79	0.00	10,191.79
01 2610 220 006	OP OF BLDGS - SOC SEC NON-INSTR AP	4,450.99	412.57	1,331.68	29.92	3,119.31	0.00	3,119.31
01 2610 220 007	OP OF BLDGS - SOC SEC NON-INSTR SE	4,211.61	367.61	1,184.25	28.12	3,027.36	0.00	3,027.36
01 2610 220 008	OP OF BLDGS - SOC SEC NON-INSTR BSMS	5,447.99	531.31	1,702.52	31.25	3,745.47	0.00	3,745.47
01 2610 226 000	OP OF BLDGS - SOC SEC PROF NON-CERT DIST	12,688.70	622.76	1,868.28	14.72	10,820.42	0.00	10,820.42
01 2610 230 000	OP OF BLDGS - RETIREMENT NON-INSTR DIST	11,012.57	223.71	445.01	4.04	10,567.56	0.00	10,567.56
01 2610 230 001	OP OF BLDGS - RETIREMENT NON-INSTR HS	9,882.54	561.56	1,957.64	19.81	7,924.90	0.00	7,924.90
01 2610 230 002	OP OF BLDGS - RETIREMENT NON-INSTR BE	4,766.63	254.22	1,051.54	22.06	3,715.09	0.00	3,715.09
01 2610 230 003	OP OF BLDGS - RETIREMENT NON-INSTR PC	5,187.82	500.99	1,444.55	27.85	3,743.27	0.00	3,743.27
01 2610 230 004	OP OF BLDGS - RETIREMENT NON-INSTR HE	4,766.63	418.29	1,222.92	25.66	3,543.71	0.00	3,543.71
01 2610 230 005	OP OF BLDGS - RETIREMENT NON-INSTR BMS	14,864.90	586.42	1,805.87	12.15	13,059.03	0.00	13,059.03
01 2610 230 006	OP OF BLDGS - RETIREMENT NON-INSTR AP	5,732.28	395.95	1,278.13	22.30	4,454.15	0.00	4,454.15
01 2610 230 007	OP OF BLDGS - RETIREMENT NON-INSTR SE	4,931.00	326.33	1,057.22	21.44	3,873.78	0.00	3,873.78
01 2610 230 008	OP OF BLDGS - RETIREMENT NON-INSTR BSMS	6,523.30	486.54	1,563.95	23.97	4,959.35	0.00	4,959.35
01 2610 236 000	OP OF BLDGS - RETIRE PROF NON-CERT DIST	15,779.78	561.97	1,685.91	10.68	14,093.87	0.00	14,093.87
01 2610 237 000	OP OF BLDGS - INCR RET CONTR DIST	0.00	270.21	732.86	0.00	(732.86)	0.00	(732.86)
01 2610 237 001	OP OF BLDGS - INCR RET CONTR HS	0.00	193.13	673.27	0.00	(673.27)	0.00	(673.27)
01 2610 237 002	OP OF BLDGS - INCR RET CONTR BE	0.00	87.43	361.64	0.00	(361.64)	0.00	(361.64)
01 2610 237 003	OP OF BLDGS - INCR RET CONTR PC	0.00	172.30	496.81	0.00	(496.81)	0.00	(496.81)
01 2610 237 004	OP OF BLDGS - INCR RET CONTR HE	0.00	143.86	420.59	0.00	(420.59)	0.00	(420.59)
01 2610 237 005	OP OF BLDGS - INCR RET CONTR BMS	0.00	201.68	621.07	0.00	(621.07)	0.00	(621.07)
01 2610 237 006	OP OF BLDGS - INCR RET CONTR AP	0.00	136.17	439.57	0.00	(439.57)	0.00	(439.57)
01 2610 237 007	OP OF BLDGS - INCR RET CONTR SE	0.00	112.23	363.59	0.00	(363.59)	0.00	(363.59)
01 2610 237 008	OP OF BLDGS - INCR RET CONTR BSMS	0.00	167.33	537.87	0.00	(537.87)	0.00	(537.87)
01 2610 280 000	OP OF BLDGS - HEALTH BEN NON-INSTR DIST	7,125.00	593.75	831.25	11.67	6,293.75	0.00	6,293.75
01 2610 280 001	OP OF BLDGS - HEALTH BEN NON-INSTR HS	5,700.00	475.00	1,425.00	25.00	4,275.00	0.00	4,275.00
01 2610 280 002	OP OF BLDGS - HEALTH BEN NON-INSTR BE	5,003.88	833.98	1,667.96	33.33	3,335.92	0.00	3,335.92
01 2610 280 004	OP OF BLDGS - HEALTH BEN NON-INSTR HE	5,700.00	475.00	1,425.00	25.00	4,275.00	0.00	4,275.00
01 2610 280 005	OP OF BLDGS - HEALTH BEN NON-INSTR BMS	5,700.00	111.77	335.31	5.88	5,364.69	0.00	5,364.69
01 2610 280 006	OP OF BLDGS - HEALTH BEN NON-INSTR AP	0.00	0.00	0.00	0.00	0.00	0.00	0.00
01 2610 280 007	OP OF BLDGS - HEALTH BEN NON-INSTR SE	5,003.88	416.99	1,250.97	25.00	3,752.91	0.00	3,752.91
01 2610 280 008	OP OF BLDGS - HEALTH BEN NON-INSTR BSMS	5,003.88	416.99	1,250.97	25.00	3,752.91	0.00	3,752.91
01 2610 286 000	OP OF BLDGS - HEALTH BEN PROF NON-CERT	0.00	475.00	1,425.00	0.00	(1,425.00)	0.00	(1,425.00)
01 2610 340 001	Maint of Plant-Contract Repair Sec	0.00	0.00	0.00	0.00	0.00	0.00	0.00
01 2610 350 001	OP OF BLDGS - TECH SERVICES HS	0.00	0.00	0.00	0.00	0.00	0.00	0.00
01 2610 350 002	OP OF BLDGS - TECH SERVICES BE	0.00	0.00	0.00	0.00	0.00	0.00	0.00
01 2610 350 003	OP OF BLDGS - TECH SERVICES PC	0.00	0.00	0.00	0.00	0.00	0.00	0.00
01 2610 350 004	OP OF BLDGS - TECH SERVICES HE	0.00	0.00	0.00	0.00	0.00	0.00	0.00
01 2610 382 000	OP OF BLDGS - DISTANCE ED & TELECOM DIST	13,000.00	948.65	3,042.11	23.40	9,957.89	0.00	9,957.89
01 2610 382 001	OP OF BLDGS - DISTANCE ED & TELECOM HS	3,000.00	210.89	625.73	20.86	2,374.27	0.00	2,374.27
01 2610 382 002	OP OF BLDGS - DISTANCE ED & TELECOM BE	2,000.00	140.33	416.21	20.81	1,583.79	0.00	1,583.79
01 2610 382 003	OP OF BLDGS - DISTANCE ED & TELECOM PC	2,000.00	137.00	406.22	20.31	1,593.78	0.00	1,593.78

Regular; Processing Month 11/2023

Account Number	Account Description	Revised Budget	Expended During Month	Expenditures to Date	% of Budget	Balance at EOM	P/ O Outstanding	Unencumbered Balance
01 2610 382 004	OP OF BLDGS - DISTANCE ED & TELECOM HE	2,000.00	266.54	521.06	26.05	1,478.94	0.00	1,478.94
01 2610 382 005	OP OF BLDGS - DISTANCE ED & TELECOM BMS	1,000.00	68.42	202.88	20.29	797.12	0.00	797.12
01 2610 382 006	OP OF BLDGS - DISTANCE ED & TELECOM AP	2,000.00	162.06	480.22	24.01	1,519.78	0.00	1,519.78
01 2610 382 007	OP OF BLDGS - DISTANCE ED & TELECOM SE	1,000.00	64.82	192.08	19.21	807.92	0.00	807.92
01 2610 382 008	OP OF BLDGS - DISTANCE ED & TELECOM BSMS	1,500.00	97.23	288.13	19.21	1,211.87	0.00	1,211.87
01 2610 410 001	OP OF BLDGS - WATER & SEWER HS	0.00	0.00	0.00	0.00	0.00	0.00	0.00
01 2610 410 002	OP OF BLDGS - WATER & SEWER BE	0.00	0.00	0.00	0.00	0.00	0.00	0.00
01 2610 410 003	OP OF BLDGS - WATER & SEWER PC	0.00	0.00	0.00	0.00	0.00	0.00	0.00
01 2610 410 004	OP OF BLDGS - WATER & SEWER HE	0.00	0.00	0.00	0.00	0.00	0.00	0.00
01 2610 410 005	OP OF BLDGS - WATER & SEWER BMS	0.00	0.00	0.00	0.00	0.00	0.00	0.00
01 2610 410 006	OP OF BLDGS - WATER & SEWER AP	0.00	0.00	0.00	0.00	0.00	0.00	0.00
01 2610 410 007	OP OF BLDGS - WATER & SEWER SE	0.00	0.00	0.00	0.00	0.00	0.00	0.00
01 2610 410 008	OP OF BLDGS - WATER & SEWER BSMS	0.00	0.00	0.00	0.00	0.00	0.00	0.00
01 2610 431 000	OP OF BLDGS - REPAIRS & MAINT DIST	70,000.00	1,969.00	1,969.00	6.77	68,031.00	2,770.50	65,260.50
01 2610 431 001	OP OF BLDGS - REPAIRS & MAINT HS	70,000.00	23,034.89	156,174.23	309.28	(86,174.23)	60,323.88	(146,498.11)
01 2610 431 002	OP OF BLDGS - REPAIRS & MAINT BE	30,000.00	2,757.57	5,424.92	23.45	24,575.08	1,609.00	22,966.08
01 2610 431 003	OP OF BLDGS - REPAIRS & MAINT PC	50,000.00	2,719.63	8,492.05	21.21	41,507.95	2,115.20	39,392.75
01 2610 431 004	OP OF BLDGS - REPAIRS & MAINT HE	50,000.00	11,782.86	19,412.20	42.64	30,587.80	1,906.10	28,681.70
01 2610 431 005	OP OF BLDGS - REPAIRS & MAINT BMS	50,000.00	460.42	10,259.40	20.52	39,740.60	0.00	39,740.60
01 2610 431 006	OP OF BLDGS - REPAIRS & MAINT AP	30,000.00	1,516.59	3,051.29	11.50	26,948.71	400.00	26,548.71
01 2610 431 007	OP OF BLDGS - REPAIRS & MAINT SE	25,000.00	1,147.61	6,700.61	26.80	18,299.39	0.00	18,299.39
01 2610 431 008	OP OF BLDGS - REPAIRS & MAINT BSMS	25,000.00	0.00	1,857.49	14.40	23,142.51	1,741.30	21,401.21
01 2610 440 000	OP OF BLDGS - RENTALS DIST	175,000.00	13,453.70	40,057.13	22.89	134,942.87	0.00	134,942.87
01 2610 440 001	OP OF BLDGS - RENTALS HS	40,000.00	0.00	0.00	0.00	40,000.00	0.00	40,000.00
01 2610 440 002	OP OF BLDGS - RENTALS BE	3,000.00	39.00	117.00	3.90	2,883.00	0.00	2,883.00
01 2610 440 003	OP OF BLDGS - RENTALS PC	3,000.00	0.00	0.00	0.00	3,000.00	0.00	3,000.00
01 2610 440 004	OP OF BLDGS - RENTALS HE	3,000.00	0.00	0.00	0.00	3,000.00	0.00	3,000.00
01 2610 440 005	OP OF BLDGS - RENTALS BMS	10,000.00	0.00	0.00	0.00	10,000.00	0.00	10,000.00
01 2610 440 006	OP OF BLDGS - RENTALS AP	3,000.00	0.00	0.00	0.00	3,000.00	0.00	3,000.00
01 2610 440 007	OP OF BLDGS - RENTALS SE	3,000.00	0.00	0.00	0.00	3,000.00	0.00	3,000.00
01 2610 440 008	OP OF BLDGS - RENTALS BSMS	10,000.00	0.00	0.00	0.00	10,000.00	0.00	10,000.00
01 2610 520 000	OP OF BLDGS - LIABILITY INS DIST	0.00	0.00	0.00	0.00	0.00	0.00	0.00
01 2610 520 001	OP OF BLDGS - LIABILITY INS HS	50,000.00	0.00	44,515.50	89.03	5,484.50	0.00	5,484.50
01 2610 520 002	OP OF BLDGS - LIABILITY INS BE	40,000.00	0.00	44,515.50	111.29	(4,515.50)	0.00	(4,515.50)
01 2610 520 003	OP OF BLDGS - LIABILITY INS PC	40,000.00	0.00	44,515.50	111.29	(4,515.50)	0.00	(4,515.50)
01 2610 520 004	OP OF BLDGS - LIABILITY INS HE	40,000.00	0.00	44,515.50	111.29	(4,515.50)	0.00	(4,515.50)
01 2610 520 005	OP OF BLDGS - LIABILITY INS BMS	45,000.00	0.00	44,515.50	98.92	484.50	0.00	484.50
01 2610 520 006	OP OF BLDGS - LIABILITY INS AP	40,000.00	0.00	44,515.50	111.29	(4,515.50)	0.00	(4,515.50)
01 2610 520 007	OP OF BLDGS - LIABILITY INS SE	40,000.00	0.00	44,515.50	111.29	(4,515.50)	0.00	(4,515.50)
01 2610 520 008	OP OF BLDGS - LIABILITY INS BSMS	45,000.00	0.00	44,515.50	98.92	484.50	0.00	484.50
01 2610 530 000	OP OF BLDGS - TELEPHONE DIST	0.00	0.00	0.00	0.00	0.00	0.00	0.00
01 2610 530 001	OP OF BLDGS - TELEPHONE HS	0.00	0.00	0.00	0.00	0.00	0.00	0.00
01 2610 530 002	OP OF BLDGS - TELEPHONE BE	0.00	0.00	0.00	0.00	0.00	0.00	0.00
01 2610 530 003	OP OF BLDGS - TELEPHONE PC	0.00	0.00	0.00	0.00	0.00	0.00	0.00
01 2610 530 004	OP OF BLDGS - TELEPHONE HE	0.00	0.00	0.00	0.00	0.00	0.00	0.00
01 2610 530 005	OP OF BLDGS - TELEPHONE BMS	0.00	0.00	0.00	0.00	0.00	0.00	0.00
01 2610 530 006	OP OF BLDGS - TELEPHONE AP	0.00	0.00	0.00	0.00	0.00	0.00	0.00
01 2610 530 007	OP OF BLDGS - TELEPHONE SE	0.00	0.00	0.00	0.00	0.00	0.00	0.00
01 2610 530 008	OP OF BLDGS - TELEPHONE BSMS	0.00	0.00	0.00	0.00	0.00	0.00	0.00
01 2610 531 000	OP OF BLDGS - POSTAGE DIST	33,000.00	814.27	814.27	2.47	32,185.73	0.00	32,185.73
01 2610 580 000	OP OF BLDGS - TRAVEL & MILEAGE DIST	300.00	0.00	0.00	0.00	300.00	0.00	300.00
01 2610 580 001	OP OF BLDGS - TRAVEL & MILEAGE HS	300.00	0.00	41.27	13.76	258.73	0.00	258.73
01 2610 580 002	OP OF BLDGS - TRAVEL & MILEAGE BE	300.00	0.00	0.00	0.00	300.00	0.00	300.00
01 2610 580 003	OP OF BLDGS - TRAVEL & MILEAGE PC	1,000.00	148.03	548.89	54.89	451.11	0.00	451.11
01 2610 580 004	OP OF BLDGS - TRAVEL & MILEAGE HE	1,000.00	14.41	42.58	4.26	957.42	0.00	957.42

Regular; Processing Month 11/2023

Account Number	Account Description	Revised Budget	Expended During Month	Expenditures to Date	% of Budget	Balance at EOM	P/ O Outstanding	Unencumbered Balance
01 2610 580 005	OP OF BLDGS - TRAVEL & MILEAGE BMS	1,000.00	88.43	205.68	20.57	794.32	0.00	794.32
01 2610 580 006	OP OF BLDGS - TRAVEL & MILEAGE AP	1,000.00	125.76	390.39	39.04	609.61	0.00	609.61
01 2610 580 007	OP OF BLDGS - TRAVEL & MILEAGE SE	1,000.00	45.06	160.21	16.02	839.79	0.00	839.79
01 2610 580 008	OP OF BLDGS - TRAVEL & MILEAGE BSMS	1,000.00	122.52	457.36	45.74	542.64	0.00	542.64
01 2610 610 000	OP OF BLDGS - SUPPLIES DIST	20,000.00	1,799.19	6,456.81	38.40	13,543.19	1,223.00	12,320.19
01 2610 610 001	OP OF BLDGS - SUPPLIES HS	25,000.00	5,698.90	10,725.62	104.64	14,274.38	15,434.00	(1,159.62)
01 2610 610 002	OP OF BLDGS - SUPPLIES BE	20,000.00	1,511.09	4,098.90	29.72	15,901.10	1,845.27	14,055.83
01 2610 610 003	OP OF BLDGS - SUPPLIES PC	20,000.00	592.26	3,748.16	18.90	16,251.84	31.98	16,219.86
01 2610 610 004	OP OF BLDGS - SUPPLIES HE	20,000.00	1,278.35	3,783.38	24.95	16,216.62	1,207.20	15,009.42
01 2610 610 005	OP OF BLDGS - SUPPLIES BMS	25,000.00	1,619.11	6,469.60	25.88	18,530.40	0.00	18,530.40
01 2610 610 006	OP OF BLDGS - SUPPLIES AP	20,000.00	1,096.58	3,200.49	16.90	16,799.51	178.82	16,620.69
01 2610 610 007	OP OF BLDGS - SUPPLIES SE	20,000.00	2,265.38	4,753.01	24.56	15,246.99	158.78	15,088.21
01 2610 610 008	OP OF BLDGS - SUPPLIES BSMS	25,000.00	1,736.75	6,437.40	28.78	18,562.60	758.60	17,804.00
01 2610 621 000	OP OF BLDGS - UTILITY ENERGY DIST	25,000.00	1,525.00	4,069.00	16.28	20,931.00	0.00	20,931.00
01 2610 621 001	OP OF BLDGS - UTILITY ENERGY HS	270,000.00	21,118.00	62,153.93	23.02	207,846.07	0.00	207,846.07
01 2610 621 002	OP OF BLDGS - UTILITY ENERGY BE	150,000.00	10,236.00	30,708.00	20.47	119,292.00	0.00	119,292.00
01 2610 621 003	OP OF BLDGS - UTILITY ENERGY PC	100,000.00	8,176.00	24,528.00	24.53	75,472.00	0.00	75,472.00
01 2610 621 004	OP OF BLDGS - UTILITY ENERGY HE	100,000.00	6,327.00	18,981.00	18.98	81,019.00	0.00	81,019.00
01 2610 621 005	OP OF BLDGS - UTILITY ENERGY BMS	150,000.00	10,326.00	30,978.00	20.65	119,022.00	0.00	119,022.00
01 2610 621 006	OP OF BLDGS - UTILITY ENERGY AP	100,000.00	8,370.00	25,110.00	25.11	74,890.00	0.00	74,890.00
01 2610 621 007	OP OF BLDGS - UTILITY ENERGY SE	100,000.00	7,863.00	23,277.17	23.28	76,722.83	0.00	76,722.83
01 2610 621 008	OP OF BLDGS - UTILITY ENERGY BSMS	175,000.00	13,635.00	42,318.05	24.18	132,681.95	0.00	132,681.95
01 2610 626 000	OP OF BLDGS - GAS & OIL DIST	10,000.00	718.39	2,859.70	28.60	7,140.30	0.00	7,140.30
01 2610 733 000	OP OF BLDGS - FURN & EQUIP DIST	5,000.00	209.98	779.96	15.60	4,220.04	0.00	4,220.04
01 2610 733 001	OP OF BLDGS - FURN & EQUIP HS	12,000.00	0.00	7,000.00	61.33	5,000.00	359.00	4,641.00
01 2610 733 002	OP OF BLDGS - FURN & EQUIP BE	12,000.00	508.97	902.96	7.52	11,097.04	0.00	11,097.04
01 2610 733 003	OP OF BLDGS - FURN & EQUIP PC	12,000.00	0.00	0.00	0.00	12,000.00	0.00	12,000.00
01 2610 733 004	OP OF BLDGS - FURN & EQUIP HE	12,000.00	0.00	449.00	12.25	11,551.00	1,021.00	10,530.00
01 2610 733 005	OP OF BLDGS - FURN & EQUIP BMS	12,000.00	0.00	111.96	0.93	11,888.04	0.00	11,888.04
01 2610 733 006	OP OF BLDGS - FURN & EQUIP AP	12,000.00	0.00	0.00	0.00	12,000.00	0.00	12,000.00
01 2610 733 007	OP OF BLDGS - FURN & EQUIP SE	12,000.00	0.00	974.00	8.12	11,026.00	0.00	11,026.00
01 2610 733 008	OP OF BLDGS - FURN & EQUIP BSMS	12,000.00	554.00	803.00	6.69	11,197.00	0.00	11,197.00
01 2610 810 000	OP OF BLDGS - DUES & FEES DIST	5,000.00	0.00	3,072.00	61.44	1,928.00	0.00	1,928.00
01 2610 810 001	OP OF BLDGS - DUES & FEES HS	5,000.00	0.00	0.00	0.00	5,000.00	0.00	5,000.00
01 2610 810 002	OP OF BLDGS - DUES & FEES BE	1,000.00	0.00	0.00	0.00	1,000.00	0.00	1,000.00
01 2610 810 003	OP OF BLDGS - DUES & FEES PC	1,000.00	0.00	0.00	0.00	1,000.00	0.00	1,000.00
01 2610 810 004	OP OF BLDGS - DUES & FEES HE	1,000.00	0.00	0.00	0.00	1,000.00	0.00	1,000.00
01 2610 810 005	OP OF BLDGS - DUES & FEES BMS	1,000.00	0.00	0.00	0.00	1,000.00	0.00	1,000.00
01 2610 810 006	OP OF BLDGS - DUES & FEES AP	1,000.00	0.00	0.00	0.00	1,000.00	0.00	1,000.00
01 2610 810 007	OP OF BLDGS - DUES & FEES SE	1,000.00	0.00	0.00	0.00	1,000.00	0.00	1,000.00
01 2610 810 008	OP OF BLDGS - DUES & FEES BSMS	1,000.00	0.00	0.00	0.00	1,000.00	0.00	1,000.00
01 2610 890 000	OP OF BLDGS - OTHER MISC DIST	0.00	0.00	0.00	0.00	0.00	0.00	0.00
01 2610 890 001	OP OF BLDGS - OTHER MISC HS	0.00	0.00	0.00	0.00	0.00	0.00	0.00
01 2610 890 002	OP OF BLDGS - OTHER MISC BE	0.00	0.00	0.00	0.00	0.00	0.00	0.00
01 2610 890 003	OP OF BLDGS - OTHER MISC PC	0.00	0.00	0.00	0.00	0.00	0.00	0.00
01 2610 890 004	OP OF BLDGS - OTHER MISC HE	0.00	0.00	0.00	0.00	0.00	0.00	0.00
01 2610 890 005	OP OF BLDGS - OTHER MISC BMS	0.00	0.00	0.00	0.00	0.00	0.00	0.00
01 2610 890 006	OP OF BLDGS - OTHER MISC AP	0.00	0.00	0.00	0.00	0.00	0.00	0.00
01 2610 890 007	OP OF BLDGS - OTHER MISC SE	0.00	0.00	0.00	0.00	0.00	0.00	0.00
01 2610 890 008	OP OF BLDGS - OTHER MISC BSMS	0.00	0.00	0.00	0.00	0.00	0.00	0.00
2610	OP OF BLDGS	3,699,638.39	248,752.32	1,190,804.08	34.70	2,508,834.31	93,083.63	2,415,750.68
2620	MAINT OF BLDGS							
01 2620 340 000	MAINT OF BLDGS - CONTR SERVICES DIST	285,000.00	2,844.86	8,554.87	3.00	276,445.13	0.00	276,445.13
01 2620 340 001	MAINT OF BLDGS - CONTR SERVICES HS	100,000.00	31,691.01	42,790.13	43.07	57,209.87	275.00	56,934.87
01 2620 340 002	MAINT OF BLDGS - CONTR SERVICES BE	35,000.00	9,034.01	12,037.77	44.80	22,962.23	3,641.81	19,320.42

Account Number	Account Description	Revised Budget	Expended During Month	Expenditures to Date	% of Budget	Balance at EOM	P/ O Outstanding	Unencumbered Balance
01 2620 340 003	MAINT OF BLDGS - CONTR SERVICES PC	35,000.00	1,566.50	5,500.30	24.88	29,499.70	3,208.00	26,291.70
01 2620 340 004	MAINT OF BLDGS - CONTR SERVICES HE	35,000.00	1,091.75	2,446.05	6.99	32,553.95	0.00	32,553.95
01 2620 340 005	MAINT OF BLDGS - CONTR SERVICES BMS	45,000.00	5,601.50	9,378.70	26.52	35,621.30	2,554.00	33,067.30
01 2620 340 006	MAINT OF BLDGS - CONTR SERVICES AP	35,000.00	1,123.06	3,895.96	11.13	31,104.04	0.00	31,104.04
01 2620 340 007	MAINT OF BLDGS - CONTR SERVICES SE	15,000.00	1,075.81	2,177.91	14.52	12,822.09	0.00	12,822.09
01 2620 340 008	MAINT OF BLDGS - CONTR SERVICES BSMS	45,000.00	1,286.88	4,740.19	10.53	40,259.81	0.00	40,259.81
01 2620 420 000	MAINT OF BLDGS - CLEANING SERVICES DIST	25,000.00	1,381.00	7,643.00	30.57	17,357.00	0.00	17,357.00
01 2620 420 001	MAINT OF BLDGS - CLEANING SERVICES HS	270,000.00	21,918.00	64,858.00	24.02	205,142.00	0.00	205,142.00
01 2620 420 002	MAINT OF BLDGS - CLEANING SERVICES BE	105,000.00	7,570.00	22,710.00	21.63	82,290.00	0.00	82,290.00
01 2620 420 003	MAINT OF BLDGS - CLEANING SERVICES PC	105,000.00	7,828.00	23,484.00	22.37	81,516.00	0.00	81,516.00
01 2620 420 004	MAINT OF BLDGS - CLEANING SERVICES HE	105,000.00	7,293.00	21,879.00	20.84	83,121.00	0.00	83,121.00
01 2620 420 005	MAINT OF BLDGS - CLEANING SERVICES BMS	105,000.00	9,300.00	27,452.00	26.14	77,548.00	0.00	77,548.00
01 2620 420 006	MAINT OF BLDGS - CLEANING SERVICES AP	105,000.00	8,127.00	24,381.00	23.22	80,619.00	0.00	80,619.00
01 2620 420 007	MAINT OF BLDGS - CLEANING SERVICES SE	105,000.00	7,364.00	22,092.00	21.04	82,908.00	0.00	82,908.00
01 2620 420 008	MAINT OF BLDGS - CLEANING SERVICES BSMS	175,000.00	14,219.00	42,657.00	24.38	132,343.00	0.00	132,343.00
01 2620 431 000	MAINT OF BLDGS - REPAIRS & MAINT DIST	50,000.00	0.00	31,110.00	62.22	18,890.00	0.00	18,890.00
01 2620 490 000	MAINT OF BLDGS - OTHER PROP SERV DIST	2,000.00	0.00	378.82	18.94	1,621.18	0.00	1,621.18
01 2620 490 001	MAINT OF BLDGS - OTHER PROP SERV HS	1,000.00	0.00	288.00	28.80	712.00	0.00	712.00
01 2620 490 002	MAINT OF BLDGS - OTHER PROP SERV BE	1,000.00	0.00	180.00	18.00	820.00	0.00	820.00
01 2620 490 003	MAINT OF BLDGS - OTHER PROP SERV PC	1,000.00	0.00	36.00	3.60	964.00	0.00	964.00
01 2620 490 004	MAINT OF BLDGS - OTHER PROP SERV HE	1,000.00	0.00	108.00	10.80	892.00	0.00	892.00
01 2620 490 005	MAINT OF BLDGS - OTHER PROP SERV BMS	1,000.00	0.00	36.00	3.60	964.00	0.00	964.00
01 2620 490 006	MAINT OF BLDGS - OTHER PROP SERV AP	1,000.00	0.00	36.00	3.60	964.00	0.00	964.00
01 2620 490 007	MAINT OF BLDGS - OTHER PROP SERV SE	1,000.00	0.00	72.00	7.20	928.00	0.00	928.00
01 2620 490 008	MAINT OF BLDGS - OTHER PROP SERV BSMS	1,000.00	0.00	36.00	3.60	964.00	0.00	964.00
2620	MAINT OF BLDGS	1,790,000.00	140,315.38	380,958.70	21.82	1,409,041.30	9,678.81	1,399,362.49
2660	SECURITY							
01 2660 340 000	SECURITY - OTHER PROF SERVICES DIST	80,000.00	379.00	379.00	0.47	79,621.00	0.00	79,621.00
01 2660 340 001	SECURITY - OTHER PROF SERVICES HS	2,000.00	147.00	147.00	7.35	1,853.00	0.00	1,853.00
01 2660 340 002	SECURITY - OTHER PROF SERVICES BE	1,000.00	147.00	147.00	14.70	853.00	0.00	853.00
01 2660 340 003	SECURITY - OTHER PROF SERVICES PC	1,000.00	147.00	147.00	14.70	853.00	0.00	853.00
01 2660 340 004	SECURITY - OTHER PROF SERVICES HE	1,000.00	147.00	147.00	14.70	853.00	0.00	853.00
01 2660 340 005	SECURITY - OTHER PROF SERVICES BMS	1,000.00	147.00	147.00	14.70	853.00	0.00	853.00
01 2660 340 006	SECURITY - OTHER PROF SERVICES AP	1,000.00	147.00	147.00	14.70	853.00	0.00	853.00
01 2660 340 007	SECURITY - OTHER PROF SERVICES SE	3,000.00	520.50	520.50	17.35	2,479.50	0.00	2,479.50
01 2660 340 008	SECURITY - OTHER PROF SERVICES BSMS	5,000.00	147.00	147.00	2.94	4,853.00	0.00	4,853.00
01 2660 431 000	SECURITY - REPAIRS & MAINT DIST	0.00	0.00	0.00	0.00	0.00	0.00	0.00
01 2660 431 001	SECURITY - REPAIRS & MAINT HS	0.00	0.00	0.00	0.00	0.00	0.00	0.00
01 2660 431 002	SECURITY - REPAIRS & MAINT BE	0.00	0.00	0.00	0.00	0.00	0.00	0.00
01 2660 431 003	SECURITY - REPAIRS & MAINT PC	0.00	0.00	0.00	0.00	0.00	0.00	0.00
01 2660 431 004	SECURITY - REPAIRS & MAINT HE	0.00	0.00	0.00	0.00	0.00	0.00	0.00
01 2660 431 005	SECURITY - REPAIRS & MAINT BMS	0.00	0.00	0.00	0.00	0.00	0.00	0.00
01 2660 431 006	SECURITY - REPAIRS & MAINT AP	0.00	0.00	0.00	0.00	0.00	0.00	0.00
01 2660 431 007	SECURITY - REPAIRS & MAINT SE	0.00	0.00	0.00	0.00	0.00	0.00	0.00
01 2660 431 008	SECURITY - REPAIRS & MAINT BSMS	0.00	0.00	0.00	0.00	0.00	0.00	0.00
01 2660 590 000	SECURITY - PURCHASED SERVICES DIST	12,000.00	0.00	2,162.50	25.02	9,837.50	840.00	8,997.50
01 2660 590 001	SECURITY - PURCHASED SERVICES HS	10,000.00	0.00	0.00	0.00	10,000.00	0.00	10,000.00
01 2660 590 002	SECURITY - PURCHASED SERVICES BE	10,000.00	0.00	0.00	0.00	10,000.00	0.00	10,000.00
01 2660 590 003	SECURITY - PURCHASED SERVICES PC	10,000.00	0.00	0.00	0.00	10,000.00	0.00	10,000.00
01 2660 590 004	SECURITY - PURCHASED SERVICES HE	10,000.00	0.00	0.00	0.00	10,000.00	0.00	10,000.00
01 2660 590 005	SECURITY - PURCHASED SERVICES BMS	10,000.00	0.00	0.00	0.00	10,000.00	0.00	10,000.00
01 2660 590 006	SECURITY - PURCHASED SERVICES AP	10,000.00	0.00	0.00	0.00	10,000.00	0.00	10,000.00
01 2660 590 007	SECURITY - PURCHASED SERVICES SE	40,000.00	0.00	0.00	0.00	40,000.00	0.00	40,000.00
01 2660 590 008	SECURITY - PURCHASED SERVICES BSMS	40,000.00	0.00	0.00	0.00	40,000.00	0.00	40,000.00
01 2660 610 000	SECURITY - SUPPLIES DIST	0.00	0.00	162.96	0.00	(162.96)	0.00	(162.96)

12/08/2023 02:56 PM

Regular; Processing Month 11/2023

User ID: MDT

Account Number	Account Description	Revised Budget	Expended During Month	Expenditures to Date	% of Budget	Balance at EOM	P/ O Outstanding	Unencumbered Balance
01 2660 610 001	SECURITY - SUPPLIES HS	0.00	0.00	0.00	0.00	0.00	0.00	0.00
01 2660 610 002	SECURITY - SUPPLIES BE	0.00	0.00	0.00	0.00	0.00	0.00	0.00
01 2660 610 003	SECURITY - SUPPLIES PC	0.00	0.00	0.00	0.00	0.00	0.00	0.00
01 2660 610 004	SECURITY - SUPPLIES HE	0.00	0.00	0.00	0.00	0.00	0.00	0.00
01 2660 610 005	SECURITY - SUPPLIES BMS	0.00	37.40	37.40	0.00	(37.40)	0.00	(37.40)
01 2660 610 006	SECURITY - SUPPLIES AP	0.00	0.00	0.00	0.00	0.00	0.00	0.00
01 2660 610 007	SECURITY - SUPPLIES SE	0.00	0.00	0.00	0.00	0.00	0.00	0.00
01 2660 610 008	SECURITY - SUPPLIES BSMS	0.00	0.00	0.00	0.00	0.00	0.00	0.00
01 2660 733 000	SECURITY - FURN & FIXTURES DIST	7,500.00	0.00	0.00	0.00	7,500.00	0.00	7,500.00
01 2660 733 001	SECURITY - FURN & FIXTURES HS	7,500.00	0.00	0.00	0.00	7,500.00	0.00	7,500.00
01 2660 733 002	SECURITY - FURN & FIXTURES BE	7,500.00	0.00	0.00	0.00	7,500.00	0.00	7,500.00
01 2660 733 003	SECURITY - FURN & FIXTURES PC	7,500.00	0.00	0.00	0.00	7,500.00	0.00	7,500.00
01 2660 733 004	SECURITY - FURN & FIXTURES HE	7,500.00	0.00	0.00	0.00	7,500.00	0.00	7,500.00
01 2660 733 005	SECURITY - FURN & FIXTURES BMS	7,500.00	0.00	0.00	0.00	7,500.00	0.00	7,500.00
01 2660 733 006	SECURITY - FURN & FIXTURES AP	7,500.00	0.00	0.00	0.00	7,500.00	0.00	7,500.00
01 2660 733 007	SECURITY - FURN & FIXTURES SE	7,500.00	0.00	0.00	0.00	7,500.00	0.00	7,500.00
01 2660 733 008	SECURITY - FURN & FIXTURES BSMS	7,500.00	0.00	0.00	0.00	7,500.00	0.00	7,500.00
2660 SECURITY		<u>314,500.00</u>	<u>1,965.90</u>	<u>4,291.36</u>	<u>1.63</u>	<u>310,208.64</u>	<u>840.00</u>	<u>309,368.64</u>
2710 REGULAR PUPIL TRANSPORTATION								
01 2710 110 000	REG TRANSP - SALARIES NON-INSTR	267,841.60	34,529.64	91,524.37	34.17	176,317.23	0.00	176,317.23
01 2710 120 000	REG TRANSP - SUBS NON-INSTR	0.00	0.00	0.00	0.00	0.00	0.00	0.00
01 2710 130 000	REG TRANSP - OT SALARIES NON-INSTR	0.00	1,134.06	3,717.54	0.00	(3,717.54)	0.00	(3,717.54)
01 2710 150 000	REG TRANSP - ADD'L COMP NON-INSTR	90.86	7.57	22.71	24.99	68.15	0.00	68.15
01 2710 210 000	REG TRANSP - GROUP INS NON-INSTR	920.40	457.42	1,261.53	137.06	(341.13)	0.00	(341.13)
01 2710 220 000	REG TRANSP - SOC SEC NON-INSTR	20,823.90	2,753.63	7,362.60	35.36	13,461.30	0.00	13,461.30
01 2710 230 000	REG TRANSP - RETIREMENT NON-INSTR	26,456.88	2,543.55	6,807.67	25.73	19,649.21	0.00	19,649.21
01 2710 237 000	REG TRANSP - INCR RET CONTR	0.00	874.76	2,341.22	0.00	(2,341.22)	0.00	(2,341.22)
01 2710 280 000	REG TRANSP - HEALTH BEN NON-INSTR DIST	4,275.00	356.25	1,068.75	25.00	3,206.25	0.00	3,206.25
01 2710 332 000	REG TRANSP - MILEAGE TO PARENTS	1,000.00	0.00	0.00	0.00	1,000.00	0.00	1,000.00
01 2710 340 000	REG TRANSP - OTHER PROF SERVICES	40,000.00	489.25	489.25	1.22	39,510.75	0.00	39,510.75
01 2710 490 000	REG TRANSP - REPAIRS & MAINT	140,000.00	13,191.64	38,127.11	27.74	101,872.89	713.70	101,159.19
01 2710 510 000	REG TRANSP - CONTR STUDENT TRANSP	0.00	0.00	0.00	0.00	0.00	0.00	0.00
01 2710 510 001	REG TRANSP - CONTR STUDENT TRANSP HS	0.00	0.00	0.00	0.00	0.00	0.00	0.00
01 2710 519 000	REG TRANSP - ST TRANSP OTHER SOURCES	430,000.00	29,804.10	33,885.48	7.97	396,114.52	394.80	395,719.72
01 2710 519 001	REG TRANSP - ST TRANSP OTHER SOURCES HS	50,000.00	758.07	4,839.15	9.68	45,160.85	0.00	45,160.85
01 2710 610 000	REG TRANSP - SUPPLIES	10,000.00	112.89	779.27	9.92	9,220.73	212.47	9,008.26
01 2710 626 000	REG TRANSP - GAS & OIL	95,000.00	10,331.50	25,184.12	26.51	69,815.88	0.00	69,815.88
01 2710 732 000	REG TRANSP - VEHICLE ACQUISITION	215,000.00	0.00	34,684.00	16.13	180,316.00	0.00	180,316.00
01 2710 810 000	REG TRANSP - DUES & FEES	13,000.00	468.90	13,855.31	162.81	(855.31)	7,310.00	(8,165.31)
01 2710 890 000	REG TRANSP - OTHER MISC	0.00	0.00	0.00	0.00	0.00	0.00	0.00
2710 REGULAR PUPIL TRANSPORTATION		<u>1,314,408.64</u>	<u>97,813.23</u>	<u>265,950.08</u>	<u>20.89</u>	<u>1,048,458.56</u>	<u>8,630.97</u>	<u>1,039,827.59</u>
2712 SCHOOL AGE SPEC ED TRANSPORT								
01 2712 110 000	SPED TRANSP - SALARIES NON-INSTR	203,252.00	22,641.29	57,185.95	28.14	146,066.05	0.00	146,066.05
01 2712 112 000	SPED TRANSP - SALARIES INSTR AIDES	12,047.06	1,527.06	3,995.64	33.17	8,051.42	0.00	8,051.42
01 2712 120 000	SPED TRANSP - SUB NON-INSTR	0.00	0.00	0.00	0.00	0.00	0.00	0.00
01 2712 130 000	SPED TRANSP - OT SALARIES NON-INSTR	0.00	7.43	24.88	0.00	(24.88)	0.00	(24.88)
01 2712 150 000	SPED TRANSP - ADD'L COMP NON-INSTR	469.15	302.85	1,399.49	298.30	(930.34)	0.00	(930.34)
01 2712 152 000	SPED TRANSP - ADD'L COMP INSTR AIDES	0.00	3.13	9.39	0.00	(9.39)	0.00	(9.39)
01 2712 210 000	SPED TRANSP - GROUP INS NON-INSTR	1,980.00	56.05	167.02	8.44	1,812.98	0.00	1,812.98
01 2712 212 000	SPED TRANSP - GROUP INS INSTR AIDES	3,818.34	318.20	954.60	25.00	2,863.74	0.00	2,863.74
01 2712 220 000	SPED TRANSP - SOC SEC NON-INSTR	16,755.91	1,848.64	4,724.04	28.19	12,031.87	0.00	12,031.87
01 2712 222 000	SPED TRANSP - SOC SEC INSTR AIDES	923.99	116.81	305.63	33.08	618.36	0.00	618.36
01 2712 230 000	SPED TRANSP - RETIREMENT NON-INSTR	20,076.84	1,664.68	4,204.61	20.94	15,872.23	0.00	15,872.23
01 2712 232 000	SPED TRANSP - RETIREMENT INSTR AIDES	1,189.98	112.24	293.03	24.62	896.95	0.00	896.95

Regular; Processing Month 11/2023

Account Number	Account Description	Revised Budget	Expended During Month	Expenditures to Date	% of Budget	Balance at EOM	P/ O Outstanding	Unencumbered Balance
01 2712 237 000	SPED TRANSP - INCR RET CONTR	0.00	611.10	1,546.96	0.00	(1,546.96)	0.00	(1,546.96)
01 2712 280 000	SPED TRANSP - HEALTH BEN NON-INSTR	15,341.64	1,220.46	3,161.38	20.61	12,180.26	0.00	12,180.26
01 2712 332 000	SPED TRANSP - MILEAGE TO PARENTS	0.00	0.00	0.00	0.00	0.00	0.00	0.00
01 2712 490 000	SPED TRANSP - REPAIRS & MAINT	15,000.00	1,271.95	6,412.40	51.92	8,587.60	1,375.27	7,212.33
01 2712 519 000	SPED TRANSP - ST TRANSP OTHER SOURCES	70,000.00	12,051.44	16,904.88	24.15	53,095.12	0.00	53,095.12
01 2712 610 000	SPED TRANSP - SUPPLIES	0.00	0.00	0.00	0.00	0.00	0.00	0.00
01 2712 626 000	SPED TRANSP - GAS & OIL	35,000.00	4,655.54	12,258.39	35.02	22,741.61	0.00	22,741.61
01 2712 732 000	SPED TRANSP - VEHICLE ACQUISITION	0.00	0.00	0.00	0.00	0.00	0.00	0.00
01 2712 890 000	SPED TRANSP - OTHER MISC	0.00	0.00	0.00	0.00	0.00	0.00	0.00
2712	SCHOOL AGE SPEC ED TRANSPORT	395,854.91	48,408.87	113,548.29	29.03	282,306.62	1,375.27	280,931.35
3400	CATEGORICAL GRANTS FROM CORPORATIONS & O							
01 3400 890 000	CAT GRANTS FROM CORP - OTHER MISC DIST	0.00	0.00	0.00	0.00	0.00	0.00	0.00
3400	CATEGORICAL GRANTS FROM CORPORATIONS & O	0.00	0.00	0.00	0.00	0.00	0.00	0.00
3535	HIGH ABILITY LEARNERS							
01 3535 111 000	HAL - SALARIES TEACHERS DIST	0.00	0.00	0.00	0.00	0.00	0.00	0.00
01 3535 111 002	HAL - SALARIES TEACHERS BE	65,102.00	0.00	150.00	0.23	64,952.00	0.00	64,952.00
01 3535 111 003	HAL - SALARIES TEACHERS PC	0.00	0.00	0.00	0.00	0.00	0.00	0.00
01 3535 111 004	HAL - SALARIES TEACHERS HE	34,443.50	2,870.29	8,610.87	25.00	25,832.63	0.00	25,832.63
01 3535 111 005	HAL - SALARIES TEACHERS BMS	0.00	0.00	0.00	0.00	0.00	0.00	0.00
01 3535 111 006	HAL - SALARIES TEACHERS AP	34,443.50	2,870.29	8,748.37	25.40	25,695.13	0.00	25,695.13
01 3535 111 007	HAL - SALARIES TEACHERS SE	0.00	0.00	0.00	0.00	0.00	0.00	0.00
01 3535 111 008	HAL - SALARIES TEACHERS BSMS	70,779.50	5,898.29	17,844.87	25.21	52,934.63	0.00	52,934.63
01 3535 151 000	HAL - ADD'L COMP TEACHERS DIST	0.00	0.00	0.00	0.00	0.00	0.00	0.00
01 3535 151 002	HAL - ADD'L COMP TEACHERS BE	169.27	14.11	42.33	25.01	126.94	0.00	126.94
01 3535 151 003	HAL - ADD'L COMP TEACHERS PC	0.00	0.00	0.00	0.00	0.00	0.00	0.00
01 3535 151 004	HAL - ADD'L COMP TEACHERS HE	89.56	7.47	22.41	25.02	67.15	0.00	67.15
01 3535 151 005	HAL - ADD'L COMP TEACHERS BMS	0.00	0.00	0.00	0.00	0.00	0.00	0.00
01 3535 151 006	HAL - ADD'L COMP TEACHERS AP	89.55	7.46	22.38	24.99	67.17	0.00	67.17
01 3535 151 007	HAL - ADD'L COMP TEACHERS SE	0.00	0.00	0.00	0.00	0.00	0.00	0.00
01 3535 151 008	HAL - ADD'L COMP TEACHERS BSMS	184.03	15.40	46.20	25.10	137.83	0.00	137.83
01 3535 211 000	HAL - GROUP INS TEACHERS DIST	0.00	0.00	0.00	0.00	0.00	0.00	0.00
01 3535 211 002	HAL - GROUP INS TEACHERS BE	27,442.08	0.00	0.00	0.00	27,442.08	0.00	27,442.08
01 3535 211 003	HAL - GROUP INS TEACHERS PC	0.00	0.00	0.00	0.00	0.00	0.00	0.00
01 3535 211 004	HAL - GROUP INS TEACHERS HE	31.20	2.60	7.80	25.00	23.40	0.00	23.40
01 3535 211 005	HAL - GROUP INS TEACHERS BMS	0.00	0.00	0.00	0.00	0.00	0.00	0.00
01 3535 211 006	HAL - GROUP INS TEACHERS AP	31.20	2.60	7.80	25.00	23.40	0.00	23.40
01 3535 211 007	HAL - GROUP INS TEACHERS SE	0.00	0.00	0.00	0.00	0.00	0.00	0.00
01 3535 211 008	HAL - GROUP INS TEACHERS BSMS	10,221.84	851.82	2,555.46	25.00	7,666.38	0.00	7,666.38
01 3535 221 000	HAL - SOC SEC TEACHERS DIST	0.00	0.00	0.00	0.00	0.00	0.00	0.00
01 3535 221 002	HAL - SOC SEC TEACHERS BE	4,980.30	1.07	14.68	0.29	4,965.62	0.00	4,965.62
01 3535 221 003	HAL - SOC SEC TEACHERS PC	0.00	0.00	0.00	0.00	0.00	0.00	0.00
01 3535 221 004	HAL - SOC SEC TEACHERS HE	2,634.93	238.31	714.94	27.13	1,919.99	0.00	1,919.99
01 3535 221 005	HAL - SOC SEC TEACHERS BMS	0.00	0.00	0.00	0.00	0.00	0.00	0.00
01 3535 221 006	HAL - SOC SEC TEACHERS AP	2,634.93	238.32	725.48	27.53	1,909.45	0.00	1,909.45
01 3535 221 007	HAL - SOC SEC TEACHERS SE	0.00	0.00	0.00	0.00	0.00	0.00	0.00
01 3535 221 008	HAL - SOC SEC TEACHERS BSMS	5,414.63	451.89	1,367.15	25.25	4,047.48	0.00	4,047.48
01 3535 231 000	HAL - RETIREMENT TEACHERS DIST	0.00	0.00	0.00	0.00	0.00	0.00	0.00
01 3535 231 002	HAL - RETIREMENT TEACHERS BE	6,430.65	0.00	11.03	0.17	6,419.62	0.00	6,419.62
01 3535 231 003	HAL - RETIREMENT TEACHERS PC	0.00	0.00	0.00	0.00	0.00	0.00	0.00
01 3535 231 004	HAL - RETIREMENT TEACHERS HE	3,402.26	210.97	632.91	18.60	2,769.35	0.00	2,769.35
01 3535 231 005	HAL - RETIREMENT TEACHERS BMS	0.00	0.00	0.00	0.00	0.00	0.00	0.00
01 3535 231 006	HAL - RETIREMENT TEACHERS AP	3,402.26	210.96	642.99	18.90	2,759.27	0.00	2,759.27
01 3535 231 007	HAL - RETIREMENT TEACHERS SE	0.00	0.00	0.00	0.00	0.00	0.00	0.00
01 3535 231 008	HAL - RETIREMENT TEACHERS BSMS	6,991.46	433.52	1,311.59	18.76	5,679.87	0.00	5,679.87

Account Number	Account Description	Revised Budget	Expended During Month	Expenditures to Date	% of Budget	Balance at EOM	P/ O Outstanding	Unencumbered Balance
01 3535 237 000	HAL - INCR RET CONTR DIST	0.00	0.00	0.00	0.00	0.00	0.00	0.00
01 3535 237 002	HAL - INCR RET CONTR BE	0.00	0.00	3.79	0.00	(3.79)	0.00	(3.79)
01 3535 237 003	HAL - INCR RET CONTR PC	0.00	0.00	0.00	0.00	0.00	0.00	0.00
01 3535 237 004	HAL - INCR RET CONTR HE	0.00	72.56	217.68	0.00	(217.68)	0.00	(217.68)
01 3535 237 005	HAL - INCR RET CONTR BMS	0.00	0.00	0.00	0.00	0.00	0.00	0.00
01 3535 237 006	HAL - INCR RET CONTR AP	0.00	72.55	221.13	0.00	(221.13)	0.00	(221.13)
01 3535 237 007	HAL - INCR RET CONTR SE	0.00	0.00	0.00	0.00	0.00	0.00	0.00
01 3535 237 008	HAL - INCR RET CONTR BSMS	0.00	149.10	451.08	0.00	(451.08)	0.00	(451.08)
01 3535 281 002	HAL - HEALTH BEN TEACHERS BE	0.00	0.00	0.00	0.00	0.00	0.00	0.00
01 3535 281 003	HAL - HEALTH BEN TEACHERS PC	0.00	0.00	0.00	0.00	0.00	0.00	0.00
01 3535 281 004	HAL - HEALTH BEN TEACHERS HE	2,850.00	237.50	712.50	25.00	2,137.50	0.00	2,137.50
01 3535 281 005	HAL - HEALTH BEN TEACHERS BMS	0.00	0.00	0.00	0.00	0.00	0.00	0.00
01 3535 281 006	HAL - HEALTH TEACHERS AP	2,850.00	237.50	712.50	25.00	2,137.50	0.00	2,137.50
01 3535 281 007	HAL - HEALTH TEACHERS SE	0.00	0.00	0.00	0.00	0.00	0.00	0.00
01 3535 281 008	HAL - HEALTH BEN TEACHERS BSMS	0.00	0.00	0.00	0.00	0.00	0.00	0.00
01 3535 580 000	HAL - TRAVEL & MILEAGE DIST	200.00	133.75	346.83	173.42	(146.83)	0.00	(146.83)
01 3535 580 002	HAL - TRAVEL & MILEAGE BE	200.00	0.00	0.00	0.00	200.00	0.00	200.00
01 3535 580 003	HAL - TRAVEL & MILEAGE PC	200.00	0.00	0.00	0.00	200.00	0.00	200.00
01 3535 580 004	HAL - TRAVEL & MILEAGE HE	200.00	0.00	0.00	0.00	200.00	0.00	200.00
01 3535 580 005	HAL - TRAVEL & MILEAGE BMS	200.00	0.00	0.00	0.00	200.00	0.00	200.00
01 3535 580 006	HAL - TRAVEL & MILEAGE AP	200.00	0.00	0.00	0.00	200.00	0.00	200.00
01 3535 580 007	HAL - TRAVEL & MILEAGE SE	200.00	0.00	0.00	0.00	200.00	0.00	200.00
01 3535 580 008	HAL - TRAVEL & MILEAGE BSMS	200.00	0.00	0.00	0.00	200.00	0.00	200.00
01 3535 610 000	HAL - SUPPLIES DIST	2,000.00	60.00	518.42	35.49	1,481.58	191.44	1,290.14
01 3535 640 000	HAL - BOOKS & PER DIST	2,000.00	0.00	0.00	0.00	2,000.00	0.00	2,000.00
01 3535 733 002	HAL - FURN & EQUIP BE	0.00	0.00	0.00	0.00	0.00	0.00	0.00
01 3535 733 003	HAL - FURN & EQUIP PC	0.00	0.00	0.00	0.00	0.00	0.00	0.00
01 3535 733 004	HAL - FURN & EQUIP HE	0.00	0.00	0.00	0.00	0.00	0.00	0.00
01 3535 733 005	HAL - FURN & EQUIP BMS	0.00	0.00	0.00	0.00	0.00	0.00	0.00
01 3535 733 006	HAL - FURN & EQUIP AP	0.00	0.00	0.00	0.00	0.00	0.00	0.00
01 3535 733 007	HAL - FURN & EQUIP SE	0.00	0.00	0.00	0.00	0.00	0.00	0.00
01 3535 733 008	HAL - FURN & EQUIP BSMS	0.00	0.00	0.00	0.00	0.00	0.00	0.00
01 3535 734 002	HAL - HARDWARE BE	0.00	0.00	0.00	0.00	0.00	0.00	0.00
01 3535 734 003	HAL - HARDWARE PC	0.00	0.00	0.00	0.00	0.00	0.00	0.00
01 3535 734 004	HAL - HARDWARE HE	0.00	0.00	0.00	0.00	0.00	0.00	0.00
01 3535 734 005	HAL - HARDWARE BMS	0.00	0.00	0.00	0.00	0.00	0.00	0.00
01 3535 734 006	HAL - HARDWARE AP	0.00	0.00	0.00	0.00	0.00	0.00	0.00
01 3535 734 007	HAL - HARDWARE SE	0.00	0.00	0.00	0.00	0.00	0.00	0.00
01 3535 734 008	HAL - HARDWARE BSMS	0.00	0.00	0.00	0.00	0.00	0.00	0.00
01 3535 735 002	HAL - SOFTWARE BE	0.00	0.00	0.00	0.00	0.00	0.00	0.00
01 3535 735 003	HAL - SOFTWARE PC	0.00	0.00	0.00	0.00	0.00	0.00	0.00
01 3535 735 004	HAL - SOFTWARE HE	0.00	0.00	0.00	0.00	0.00	0.00	0.00
01 3535 735 005	HAL - SOFTWARE BMS	0.00	0.00	0.00	0.00	0.00	0.00	0.00
01 3535 735 006	HAL - SOFTWARE AP	0.00	0.00	0.00	0.00	0.00	0.00	0.00
01 3535 735 007	HAL - SOFTWARE SE	0.00	0.00	0.00	0.00	0.00	0.00	0.00
01 3535 735 008	HAL - SOFTWARE BSMS	0.00	0.00	0.00	0.00	0.00	0.00	0.00
01 3535 810 000	HAL - DUES & FEES DIST	500.00	169.00	437.00	87.40	63.00	0.00	63.00
01 3535 810 001	HAL - DUES & FEES HS	1,000.00	0.00	0.00	0.00	1,000.00	0.00	1,000.00
01 3535 810 002	HAL - DUES & FEES BE	500.00	0.00	0.00	0.00	500.00	0.00	500.00
01 3535 810 003	HAL - DUES & FEES PC	500.00	0.00	0.00	0.00	500.00	0.00	500.00
01 3535 810 004	HAL - DUES & FEES HE	500.00	0.00	0.00	0.00	500.00	0.00	500.00
01 3535 810 005	HAL - DUES & FEES BMS	1,000.00	0.00	0.00	0.00	1,000.00	0.00	1,000.00
01 3535 810 006	HAL - DUES & FEES AP	500.00	0.00	0.00	0.00	500.00	0.00	500.00
01 3535 810 007	HAL - DUES & FEES SE	500.00	0.00	0.00	0.00	500.00	0.00	500.00
01 3535 810 008	HAL - DUES & FEES BSMS	1,000.00	0.00	0.00	0.00	1,000.00	0.00	1,000.00

Account Number	Account Description	Revised Budget	Expended During Month	Expenditures to Date	% of Budget	Balance at EOM	P/ O Outstanding	Unencumbered Balance
01 6310 734 004	TITLE IIA ESSA - HARDWARE HE	0.00	0.00	0.00	0.00	0.00	0.00	0.00
01 6310 734 005	TITLE IIA ESSA - HARDWARE BMS	0.00	0.00	0.00	0.00	0.00	0.00	0.00
01 6310 734 006	TITLE IIA ESSA - HARDWARE AP	0.00	0.00	0.00	0.00	0.00	0.00	0.00
01 6310 735 000	TITLE IIA ESSA - SOFTWARE DIST	0.00	0.00	0.00	0.00	0.00	0.00	0.00
01 6310 735 001	TITLE IIA ESSA - SOFTWARE HS	0.00	0.00	0.00	0.00	0.00	0.00	0.00
01 6310 735 002	TITLE IIA ESSA - SOFTWARE BE	0.00	0.00	0.00	0.00	0.00	0.00	0.00
01 6310 735 003	TITLE IIA ESSA - SOFTWARE PC	0.00	0.00	0.00	0.00	0.00	0.00	0.00
01 6310 735 004	TITLE IIA ESSA - SOFTWARE HE	0.00	0.00	0.00	0.00	0.00	0.00	0.00
01 6310 735 005	TITLE IIA ESSA - SOFTWARE BMS	0.00	0.00	0.00	0.00	0.00	0.00	0.00
01 6310 735 006	TITLE IIA ESSA - SOFTWARE AP	0.00	0.00	0.00	0.00	0.00	0.00	0.00
01 6310 810 000	TITLE IIA ESSA - DUES & FEES DIST	0.00	0.00	0.00	0.00	0.00	0.00	0.00
01 6310 810 001	TITLE IIA ESSA - DUES & FEES HS	0.00	0.00	0.00	0.00	0.00	0.00	0.00
01 6310 810 002	TITLE IIA ESSA - DUES & FEES BE	0.00	0.00	0.00	0.00	0.00	0.00	0.00
01 6310 810 003	TITLE IIA ESSA - DUES & FEES PC	0.00	0.00	0.00	0.00	0.00	0.00	0.00
01 6310 810 004	TITLE IIA ESSA - DUES & FEES HE	0.00	0.00	0.00	0.00	0.00	0.00	0.00
01 6310 810 005	TITLE IIA ESSA - DUES & FEES BMS	0.00	0.00	0.00	0.00	0.00	0.00	0.00
01 6310 810 006	TITLE IIA ESSA - DUES & FEES AP	0.00	0.00	0.00	0.00	0.00	0.00	0.00
01 6310 890 001	TITLE IIA ESSA - OTHER MISC HS	0.00	0.00	0.00	0.00	0.00	0.00	0.00
01 6310 890 002	TITLE IIA ESSA - OTHER MISC BE	0.00	0.00	0.00	0.00	0.00	0.00	0.00
01 6310 890 003	TITLE IIA ESSA - OTHER MISC PC	0.00	0.00	0.00	0.00	0.00	0.00	0.00
01 6310 890 004	TITLE IIA ESSA - OTHER MISC HE	0.00	0.00	0.00	0.00	0.00	0.00	0.00
01 6310 890 005	TITLE IIA ESSA - OTHER MISC BMS	0.00	0.00	0.00	0.00	0.00	0.00	0.00
01 6310 890 006	TITLE IIA ESSA - OTHER MISC AP	0.00	0.00	0.00	0.00	0.00	0.00	0.00
6310	TITLE II, PART A ESSA TCHR QUAL GRANTS	46,639.50	0.00	0.00	0.00	46,639.50	0.00	46,639.50
6404	IDEA PART B(611) BASE ALLOC BIRTH TO 4							
01 6404 111 002	IDEA B BASE - SALARIES TEACHERS BE	0.00	0.00	0.00	0.00	0.00	0.00	0.00
01 6404 111 006	IDEA B BASE - SALARIES TEACHERS AP	0.00	0.00	799.26	0.00	(799.26)	0.00	(799.26)
01 6404 151 002	IDEA B BASE - ADD'L COMP TEACHERS BE	0.00	0.00	0.00	0.00	0.00	0.00	0.00
01 6404 151 006	IDEA B BASE - ADD'L COMP TEACHERS AP	0.00	0.00	0.00	0.00	0.00	0.00	0.00
01 6404 211 002	IDEA B BASE - GROUPS INS TEACHERS BE	0.00	0.00	0.00	0.00	0.00	0.00	0.00
01 6404 211 006	IDEA B BASE - GROUPS INS TEACHERS AP	0.00	0.00	320.14	0.00	(320.14)	0.00	(320.14)
01 6404 221 002	IDEA B BASE - SOC SEC TEACHERS BE	0.00	0.00	0.00	0.00	0.00	0.00	0.00
01 6404 221 006	IDEA B BASE - SOC SEC TEACHERS AP	0.00	0.00	58.66	0.00	(58.66)	0.00	(58.66)
01 6404 231 002	IDEA B BASE - RETIREMENT TEACHERS BE	0.00	0.00	0.00	0.00	0.00	0.00	0.00
01 6404 231 006	IDEA B BASE - RETIREMENT TEACHERS AP	0.00	0.00	58.74	0.00	(58.74)	0.00	(58.74)
01 6404 237 002	IDEA B BASE - INCR RET CONTR BE	0.00	0.00	0.00	0.00	0.00	0.00	0.00
01 6404 237 006	IDEA B BASE - INCR RET CONTR AP	0.00	0.00	20.20	0.00	(20.20)	0.00	(20.20)
01 6404 610 002	IDEA B BASE - SUPPLIES BE	0.00	0.00	0.00	0.00	0.00	0.00	0.00
01 6404 610 006	IDEA B BASE - SUPPLIES AP	2,000.00	0.00	0.00	0.00	2,000.00	0.00	2,000.00
6404	IDEA PART B(611) BASE ALLOC BIRTH TO 4	2,000.00	0.00	1,257.00	62.85	743.00	0.00	743.00
6406	IDEA PRESCHOOL(619) BASE ALLOC							
01 6406 111 002	IDEA PRESCH - SALARIES TEACHERS BE	0.00	0.00	0.00	0.00	0.00	0.00	0.00
01 6406 111 006	IDEA PRESCH - SALARIES TEACHERS AP	0.00	0.00	0.00	0.00	0.00	0.00	0.00
01 6406 211 002	IDEA PRESCH - GROUP INS TEACHERS BE	0.00	0.00	0.00	0.00	0.00	0.00	0.00
01 6406 211 006	IDEA PRESCH - GROUP INS TEACHERS AP	0.00	0.00	0.00	0.00	0.00	0.00	0.00
01 6406 221 002	IDEA PRESCH - SOC SEC TEACHERS BE	0.00	0.00	0.00	0.00	0.00	0.00	0.00
01 6406 221 006	IDEA PRESCH - SOC SEC TEACHERS AP	0.00	0.00	0.00	0.00	0.00	0.00	0.00
01 6406 231 002	IDEA PRESCH - RETIREMENT TEACHERS BE	0.00	0.00	0.00	0.00	0.00	0.00	0.00
01 6406 231 006	IDEA PRESCH - RETIREMENT TEACHERS AP	0.00	0.00	0.00	0.00	0.00	0.00	0.00
01 6406 237 002	IDEA PRESCH - INCR RET CONTR BE	0.00	0.00	0.00	0.00	0.00	0.00	0.00
01 6406 237 006	IDEA PRESCH - INCR RET CONTR AP	0.00	0.00	0.00	0.00	0.00	0.00	0.00
01 6406 320 000	IDEA PRESCH - PROF ED SERVICES	0.00	0.00	0.00	0.00	0.00	0.00	0.00
01 6406 610 002	IDEA PRESCH - SUPPLIES BE	0.00	0.00	0.00	0.00	0.00	0.00	0.00
01 6406 610 006	IDEA PRESCH - SUPPLIES AP	10,000.00	0.00	0.00	0.00	10,000.00	0.00	10,000.00

Account Number	Account Description	Revised Budget	Expended During Month	Expenditures to Date	% of Budget	Balance at EOM	P/ O Outstanding	Unencumbered Balance
01 6997 151 002	ESSER II - ADD'L COMP TEACHERS BE	0.00	0.00	0.00	0.00	0.00	0.00	0.00
01 6997 211 000	ESSER II - GROUP INS TEACHERS/PROF DIST	0.00	0.00	0.00	0.00	0.00	0.00	0.00
01 6997 211 002	ESSER II - GROUP INS TEACHERS/PROF BE	0.00	0.00	0.00	0.00	0.00	0.00	0.00
01 6997 221 000	ESSER II - SOC SEC TEACHERS/PROF DIST	0.00	0.00	0.00	0.00	0.00	0.00	0.00
01 6997 221 002	ESSER II - SOC SEC TEACHERS/PROF BE	0.00	0.00	0.00	0.00	0.00	0.00	0.00
01 6997 231 000	ESSER II - RETIREMENT TEACHERS/PROF DIST	0.00	0.00	0.00	0.00	0.00	0.00	0.00
01 6997 231 002	ESSER II - RETIREMENT TEACHERS/PROF BE	0.00	0.00	0.00	0.00	0.00	0.00	0.00
01 6997 237 000	ESSER II - INCR RET CONTR DIST	0.00	0.00	0.00	0.00	0.00	0.00	0.00
01 6997 237 002	ESSER II - INCR RET CONTR BE	0.00	0.00	0.00	0.00	0.00	0.00	0.00
01 6997 281 000	ESSER II - HEALTH BEN TEACHERS/PROF DIST	0.00	0.00	0.00	0.00	0.00	0.00	0.00
01 6997 281 002	ESSER II - HEALTH BEN TEACHERS/PROF BE	0.00	0.00	0.00	0.00	0.00	0.00	0.00
6997	ESSER II	0.00	0.00	0.00	0.00	0.00	0.00	0.00
6998	ESSER III							
01 6998 640 000	ESSER III - BOOKS & PERIODICALS DIST	0.00	0.00	0.00	0.00	0.00	0.00	0.00
01 6998 640 002	ESSER III - BOOKS & PERIODICALS BE	0.00	0.00	124,997.80	0.00	(124,997.80)	0.00	(124,997.80)
01 6998 640 003	ESSER III - BOOKS & PERIODICALS PC	0.00	0.00	124,997.80	0.00	(124,997.80)	0.00	(124,997.80)
01 6998 640 004	ESSER III - BOOKS & PERIODICALS HE	0.00	0.00	124,997.80	0.00	(124,997.80)	0.00	(124,997.80)
01 6998 640 005	ESSER III - BOOKS & PERIODICALS BMS	0.00	0.00	0.00	0.00	0.00	0.00	0.00
01 6998 640 006	ESSER III - BOOKS & PERIODICALS AP	0.00	0.00	124,997.80	0.00	(124,997.80)	0.00	(124,997.80)
01 6998 640 007	ESSER III - BOOKS & PERIODICALS SE	0.00	0.00	124,997.80	0.00	(124,997.80)	0.00	(124,997.80)
01 6998 640 008	ESSER III - BOOKS & PERIODICALS BSMS	0.00	0.00	0.00	0.00	0.00	0.00	0.00
6998	ESSER III	0.00	0.00	624,989.00	0.00	(624,989.00)	0.00	(624,989.00)
8000	TRANSFERS (OUTGOING)							
01 8000 912 001	TRANSFERS TO SCHOOL NUTRITION FUND HS	0.00	0.00	0.00	0.00	0.00	0.00	0.00
01 8000 912 002	TRANSFERS TO SCHOOL NUTRITION FUND BE	0.00	0.00	0.00	0.00	0.00	0.00	0.00
01 8000 912 003	TRANSFERS TO SCHOOL NUTRITION FUND PC	0.00	0.00	0.00	0.00	0.00	0.00	0.00
01 8000 912 004	TRANSFERS TO SCHOOL NUTRITION FUND HE	0.00	0.00	0.00	0.00	0.00	0.00	0.00
01 8000 912 006	TRANSFERS TO SCHOOL NUTRITION FUND AP	0.00	0.00	0.00	0.00	0.00	0.00	0.00
01 8000 913 001	TRANSFERS TO ACTIVITY FUND HS	50,000.00	0.00	0.00	0.00	50,000.00	0.00	50,000.00
01 8000 913 002	TRANSFERS TO ACTIVITY FUND BE	0.00	0.00	0.00	0.00	0.00	0.00	0.00
01 8000 913 003	TRANSFERS TO ACTIVITY FUND PC	0.00	0.00	0.00	0.00	0.00	0.00	0.00
01 8000 913 004	TRANSFERS TO ACTIVITY FUND HE	0.00	0.00	0.00	0.00	0.00	0.00	0.00
01 8000 913 005	TRANSFERS TO ACTIVITY FUND BMS	12,500.00	0.00	0.00	0.00	12,500.00	0.00	12,500.00
01 8000 913 006	TRANSFERS TO ACTIVITY FUND AP	0.00	0.00	0.00	0.00	0.00	0.00	0.00
01 8000 913 007	TRANSFERS TO ACTIVITY FUND SE	0.00	0.00	0.00	0.00	0.00	0.00	0.00
01 8000 913 008	TRANSFERS TO ACTIVITY FUND BSMS	12,500.00	0.00	0.00	0.00	12,500.00	0.00	12,500.00
8000	TRANSFERS (OUTGOING)	75,000.00	0.00	0.00	0.00	75,000.00	0.00	75,000.00
9000	NON-PROGRAM EXPENDITURES							
01 9000 890 000	NON-PROG EXP - OTHER MISC DIST	0.00	0.00	0.00	0.00	0.00	0.00	0.00
01 9000 890 001	NON-PROG EXP - OTHER MISC HS	0.00	0.00	0.00	0.00	0.00	0.00	0.00
01 9000 890 002	NON-PROG EXP - OTHER MISC BE	0.00	0.00	0.00	0.00	0.00	0.00	0.00
01 9000 890 003	NON-PROG EXP - OTHER MISC PC	0.00	0.00	0.00	0.00	0.00	0.00	0.00
01 9000 890 004	NON-PROG EXP - OTHER MISC HE	0.00	0.00	0.00	0.00	0.00	0.00	0.00
01 9000 890 005	NON-PROG EXP - OTHER MISC BMS	0.00	0.00	0.00	0.00	0.00	0.00	0.00
01 9000 890 006	NON-PROG EXP - OTHER MISC AP	0.00	0.00	0.00	0.00	0.00	0.00	0.00
01 9000 890 007	NON-PROG EXP - OTHER MISC SE	0.00	0.00	0.00	0.00	0.00	0.00	0.00
01 9000 890 008	NON-PROG EXP - OTHER MISC BSMS	0.00	0.00	0.00	0.00	0.00	0.00	0.00
9000	NON-PROGRAM EXPENDITURES	0.00	0.00	0.00	0.00	0.00	0.00	0.00
01	GENERAL FUND CHECKING	51,537,939.30	4,130,014.17	13,247,878.83	26.07	38,290,060.47	185,545.47	38,104,515.00

Account Number	Account Description	Revised Budget	Expended During Month	Expenditures to Date	% of Budget	Balance at EOM	P/ O Outstanding	Unencumbered Balance
02	NUTRITION SERVICES							
3100	FOOD SERVICE OPERATIONS							
02 3100 110 000	SALARIES COOKS DIST	83,900.00	6,991.67	20,975.01	25.00	62,924.99	0.00	62,924.99
02 3100 110 001	SALARIES COOKS HS	0.00	7,826.88	21,240.15	0.00	(21,240.15)	0.00	(21,240.15)
02 3100 110 002	SALARIES COOKS BE	0.00	7,426.11	20,114.85	0.00	(20,114.85)	0.00	(20,114.85)
02 3100 110 003	SALARIES COOKS PC	0.00	7,930.20	21,527.55	0.00	(21,527.55)	0.00	(21,527.55)
02 3100 110 004	SALARIES COOKS HE	0.00	6,385.42	14,398.07	0.00	(14,398.07)	0.00	(14,398.07)
02 3100 110 005	SALARIES COOKS BMS	0.00	9,199.69	25,135.66	0.00	(25,135.66)	0.00	(25,135.66)
02 3100 110 006	SALARIES COOKS AP	0.00	6,181.06	18,024.03	0.00	(18,024.03)	0.00	(18,024.03)
02 3100 110 007	SALARIES COOKS SE	0.00	5,616.58	13,400.34	0.00	(13,400.34)	0.00	(13,400.34)
02 3100 110 008	SALARIES COOKS BSMS	0.00	8,876.18	23,488.75	0.00	(23,488.75)	0.00	(23,488.75)
02 3100 120 001	SUB COOK SALARIES HS	0.00	3,595.27	9,760.28	0.00	(9,760.28)	0.00	(9,760.28)
02 3100 120 002	SUB COOK SALARIES BE	0.00	496.85	1,121.19	0.00	(1,121.19)	0.00	(1,121.19)
02 3100 120 003	SUB COOK SALARIES PC	0.00	182.54	308.81	0.00	(308.81)	0.00	(308.81)
02 3100 120 004	SUB COOK SALARIES HE	0.00	1,934.93	6,343.12	0.00	(6,343.12)	0.00	(6,343.12)
02 3100 120 005	SUB COOK SALARIES BMS	0.00	169.89	228.91	0.00	(228.91)	0.00	(228.91)
02 3100 120 006	SUB COOK SALARIES AP	0.00	416.79	476.88	0.00	(476.88)	0.00	(476.88)
02 3100 120 007	SUB COOK SALARIES SE	0.00	443.18	3,058.11	0.00	(3,058.11)	0.00	(3,058.11)
02 3100 120 008	SUB COOK SALARIES BSMS	0.00	1,511.74	4,173.20	0.00	(4,173.20)	0.00	(4,173.20)
02 3100 130 000	OT COOKS DIST	0.00	0.00	0.00	0.00	0.00	0.00	0.00
02 3100 130 001	OT COOKS HS	0.00	0.00	0.00	0.00	0.00	0.00	0.00
02 3100 130 002	OT COOKS BE	0.00	0.00	0.00	0.00	0.00	0.00	0.00
02 3100 130 003	OT COOKS PC	0.00	0.00	0.00	0.00	0.00	0.00	0.00
02 3100 130 004	OT COOKS HE	0.00	0.00	0.00	0.00	0.00	0.00	0.00
02 3100 130 005	OT COOKS BMS	0.00	22.36	106.80	0.00	(106.80)	0.00	(106.80)
02 3100 130 006	OT COOKS AP	0.00	2.43	55.59	0.00	(55.59)	0.00	(55.59)
02 3100 130 007	OT COOKS SE	0.00	0.00	0.00	0.00	0.00	0.00	0.00
02 3100 130 008	OT COOKS BSMS	0.00	0.00	21.14	0.00	(21.14)	0.00	(21.14)
02 3100 150 000	ADD'L COMP COOKS DIST	218.14	18.18	54.54	25.00	163.60	0.00	163.60
02 3100 150 001	ADD'L COMP COOKS HS	0.00	17.70	53.10	0.00	(53.10)	0.00	(53.10)
02 3100 150 002	ADD'L COMP COOKS BE	0.00	13.38	40.14	0.00	(40.14)	0.00	(40.14)
02 3100 150 003	ADD'L COMP COOKS PC	0.00	12.16	36.48	0.00	(36.48)	0.00	(36.48)
02 3100 150 004	ADD'L COMP COOKS HE	0.00	12.21	31.88	0.00	(31.88)	0.00	(31.88)
02 3100 150 005	ADD'L COMP COOKS BMS	0.00	18.14	54.42	0.00	(54.42)	0.00	(54.42)
02 3100 150 006	ADD'L COMP COOKS AP	0.00	11.91	35.73	0.00	(35.73)	0.00	(35.73)
02 3100 150 007	ADD'L COMP COOKS SE	0.00	12.64	27.56	0.00	(27.56)	0.00	(27.56)
02 3100 150 008	ADD'L COMP COOKS BSMS	0.00	18.02	49.86	0.00	(49.86)	0.00	(49.86)
02 3100 210 000	GROUP INS COOKS DIST	27,442.08	2,286.84	6,860.52	25.00	20,581.56	0.00	20,581.56
02 3100 210 001	GROUP INS COOKS HS	0.00	651.99	1,955.97	0.00	(1,955.97)	0.00	(1,955.97)
02 3100 210 002	GROUP INS COOKS BE	0.00	646.79	1,940.37	0.00	(1,940.37)	0.00	(1,940.37)
02 3100 210 003	GROUP INS COOKS PC	0.00	20.80	62.40	0.00	(62.40)	0.00	(62.40)
02 3100 210 004	GROUP INS COOKS HE	0.00	648.70	1,926.68	0.00	(1,926.68)	0.00	(1,926.68)
02 3100 210 005	GROUP INS COOKS BMS	0.00	651.99	1,955.97	0.00	(1,955.97)	0.00	(1,955.97)
02 3100 210 006	GROUP INS COOKS AP	0.00	40.63	125.71	0.00	(125.71)	0.00	(125.71)
02 3100 210 007	GROUP INS COOKS SE	0.00	644.19	1,922.17	0.00	(1,922.17)	0.00	(1,922.17)
02 3100 210 008	GROUP INS COOKS BSMS	0.00	644.19	1,932.57	0.00	(1,932.57)	0.00	(1,932.57)
02 3100 220 000	SOC SEC COOKS DIST	6,435.04	526.71	1,580.13	24.56	4,854.91	0.00	4,854.91
02 3100 220 001	SOC SEC COOKS HS	0.00	874.65	2,374.13	0.00	(2,374.13)	0.00	(2,374.13)
02 3100 220 002	SOC SEC COOKS BE	0.00	554.02	1,471.70	0.00	(1,471.70)	0.00	(1,471.70)
02 3100 220 003	SOC SEC COOKS PC	0.00	640.19	1,729.16	0.00	(1,729.16)	0.00	(1,729.16)
02 3100 220 004	SOC SEC COOKS HE	0.00	595.41	1,463.03	0.00	(1,463.03)	0.00	(1,463.03)
02 3100 220 005	SOC SEC COOKS BMS	0.00	719.38	1,951.25	0.00	(1,951.25)	0.00	(1,951.25)
02 3100 220 006	SOC SEC COOKS AP	0.00	517.10	1,456.14	0.00	(1,456.14)	0.00	(1,456.14)
02 3100 220 007	SOC SEC COOKS SE	0.00	463.57	1,258.20	0.00	(1,258.20)	0.00	(1,258.20)
02 3100 220 008	SOC SEC COOKS BSMS	0.00	795.53	2,120.06	0.00	(2,120.06)	0.00	(2,120.06)

Account Number	Account Description	Revised Budget	Expended During Month	Expenditures to Date	% of Budget	Balance at EOM	P/ O Outstanding	Unencumbered Balance
02 3100 230 000	RETIREMENT COOKS DIST	8,287.47	513.89	1,541.67	18.60	6,745.80	0.00	6,745.80
02 3100 230 001	RETIREMENT COOKS HS	0.00	727.70	1,973.84	0.00	(1,973.84)	0.00	(1,973.84)
02 3100 230 002	RETIREMENT COOKS BE	0.00	545.81	1,478.43	0.00	(1,478.43)	0.00	(1,478.43)
02 3100 230 003	RETIREMENT COOKS PC	0.00	591.31	1,590.71	0.00	(1,590.71)	0.00	(1,590.71)
02 3100 230 004	RETIREMENT COOKS HE	0.00	469.33	974.87	0.00	(974.87)	0.00	(974.87)
02 3100 230 005	RETIREMENT COOKS BMS	0.00	677.83	1,855.33	0.00	(1,855.33)	0.00	(1,855.33)
02 3100 230 006	RETIREMENT COOKS AP	0.00	454.48	1,328.85	0.00	(1,328.85)	0.00	(1,328.85)
02 3100 230 007	RETIREMENT COOKS SE	0.00	412.82	988.93	0.00	(988.93)	0.00	(988.93)
02 3100 230 008	RETIREMENT COOKS BSMS	0.00	652.40	1,744.58	0.00	(1,744.58)	0.00	(1,744.58)
02 3100 237 000	INCR RET CONTR DIST	0.00	176.74	530.22	0.00	(530.22)	0.00	(530.22)
02 3100 237 001	INCR RET CONTR HS	0.00	250.27	678.96	0.00	(678.96)	0.00	(678.96)
02 3100 237 002	INCR RET CONTR BE	0.00	187.72	508.45	0.00	(508.45)	0.00	(508.45)
02 3100 237 003	INCR RET CONTR PC	0.00	203.36	547.08	0.00	(547.08)	0.00	(547.08)
02 3100 237 004	INCR RET CONTR HE	0.00	161.42	335.29	0.00	(335.29)	0.00	(335.29)
02 3100 237 005	INCR RET CONTR BMS	0.00	233.12	638.08	0.00	(638.08)	0.00	(638.08)
02 3100 237 006	INCR RET CONTR AP	0.00	156.31	457.02	0.00	(457.02)	0.00	(457.02)
02 3100 237 007	INCR RET CONTR SE	0.00	141.98	340.12	0.00	(340.12)	0.00	(340.12)
02 3100 237 008	INCR RET CONTR BSMS	0.00	224.36	599.97	0.00	(599.97)	0.00	(599.97)
02 3100 280 000	HEALTH BEN COOKS DIST	0.00	0.00	0.00	0.00	0.00	0.00	0.00
02 3100 280 001	HEALTH BEN NON-INSTR HS	0.00	0.00	0.00	0.00	0.00	0.00	0.00
02 3100 280 002	HEALTH BEN NON-INSTR BE	0.00	0.00	0.00	0.00	0.00	0.00	0.00
02 3100 280 003	HEALTH BEN NON-INSTR PC	0.00	250.00	750.00	0.00	(750.00)	0.00	(750.00)
02 3100 280 004	HEALTH BEN NON-INSTR HE	0.00	0.00	0.00	0.00	0.00	0.00	0.00
02 3100 280 005	HEALTH BEN NON-INSTR BMS	0.00	0.00	0.00	0.00	0.00	0.00	0.00
02 3100 280 006	HEALTH BEN NON-INSTR AP	0.00	220.49	661.47	0.00	(661.47)	0.00	(661.47)
02 3100 280 007	HEALTH BEN NON-INSTR SE	0.00	0.00	0.00	0.00	0.00	0.00	0.00
02 3100 280 008	HEALTH BEN NON-INSTR BSMS	0.00	0.00	0.00	0.00	0.00	0.00	0.00
02 3100 431 001	REPAIRS & MAINT HS	0.00	2,780.50	2,780.50	0.00	(2,780.50)	999.79	(3,780.29)
02 3100 431 002	REPAIRS & MAINT BE	0.00	0.00	346.78	0.00	(346.78)	0.00	(346.78)
02 3100 431 003	REPAIRS & MAINT PC	0.00	2,028.70	2,957.93	0.00	(2,957.93)	2,752.34	(5,710.27)
02 3100 431 004	REPAIRS & MAINT HE	0.00	0.00	2,015.80	0.00	(2,015.80)	0.00	(2,015.80)
02 3100 431 005	REPAIRS & MAINT BMS	0.00	0.00	2,572.85	0.00	(2,572.85)	0.00	(2,572.85)
02 3100 431 006	REPAIRS & MAINT AP	0.00	101.50	2,859.20	0.00	(2,859.20)	0.00	(2,859.20)
02 3100 431 007	REPAIRS & MAINT SE	0.00	0.00	0.00	0.00	0.00	0.00	0.00
02 3100 431 008	REPAIRS & MAINT BSMS	0.00	0.00	1,922.38	0.00	(1,922.38)	0.00	(1,922.38)
02 3100 440 001	RENTALS HS	0.00	0.00	0.00	0.00	0.00	0.00	0.00
02 3100 440 002	RENTALS BE	0.00	0.00	0.00	0.00	0.00	0.00	0.00
02 3100 440 003	RENTALS PC	0.00	0.00	0.00	0.00	0.00	0.00	0.00
02 3100 440 004	RENTALS HE	0.00	0.00	0.00	0.00	0.00	0.00	0.00
02 3100 440 005	RENTALS BMS	0.00	0.00	0.00	0.00	0.00	0.00	0.00
02 3100 440 006	RENTALS AP	0.00	0.00	0.00	0.00	0.00	0.00	0.00
02 3100 440 007	RENTALS SE	0.00	0.00	0.00	0.00	0.00	0.00	0.00
02 3100 440 008	RENTALS BSMS	0.00	0.00	0.00	0.00	0.00	0.00	0.00
02 3100 580 000	TRAVEL EXPENSE AND MILEAGE DIST	0.00	209.83	407.38	0.00	(407.38)	0.00	(407.38)
02 3100 610 000	SUPPLIES DISTRICT	0.00	80.89	828.89	0.00	(828.89)	0.00	(828.89)
02 3100 610 001	SUPPLIES HS	0.00	4,998.19	10,872.98	0.00	(10,872.98)	526.77	(11,399.75)
02 3100 610 002	SUPPLIES BE	0.00	920.23	4,989.20	0.00	(4,989.20)	725.95	(5,715.15)
02 3100 610 003	SUPPLIES PC	0.00	1,256.14	6,291.88	0.00	(6,291.88)	52.62	(6,344.50)
02 3100 610 004	SUPPLIES HE	0.00	1,055.62	5,211.28	0.00	(5,211.28)	583.84	(5,795.12)
02 3100 610 005	SUPPLIES BMS	0.00	5,545.99	12,317.15	0.00	(12,317.15)	697.93	(13,015.08)
02 3100 610 006	SUPPLIES AP	0.00	355.42	4,694.52	0.00	(4,694.52)	545.55	(5,240.07)
02 3100 610 007	SUPPLIES SE	0.00	849.41	4,413.76	0.00	(4,413.76)	19.98	(4,433.74)
02 3100 610 008	SUPPLIES BSMS	0.00	5,984.11	14,003.56	0.00	(14,003.56)	144.85	(14,148.41)
02 3100 630 001	FOOD HS	0.00	42,988.49	124,940.31	0.00	(124,940.31)	0.00	(124,940.31)
02 3100 630 002	FOOD BE	0.00	13,749.83	39,080.36	0.00	(39,080.36)	75.26	(39,155.62)

Account Number	Account Description	Revised Budget	Expended During Month	Expenditures to Date	% of Budget	Balance at EOM	P/ O Outstanding	Unencumbered Balance
02 3100 630 003	FOOD PC	0.00	20,399.24	60,417.55	0.00	(60,417.55)	0.00	(60,417.55)
02 3100 630 004	FOOD HE	0.00	16,768.91	43,715.41	0.00	(43,715.41)	0.00	(43,715.41)
02 3100 630 005	FOOD BMS	0.00	18,528.07	57,032.45	0.00	(57,032.45)	0.00	(57,032.45)
02 3100 630 006	FOOD AP	0.00	12,397.31	36,094.18	0.00	(36,094.18)	0.00	(36,094.18)
02 3100 630 007	FOOD SE	0.00	13,865.17	38,138.63	0.00	(38,138.63)	0.00	(38,138.63)
02 3100 630 008	FOOD BSMS	0.00	21,030.60	59,298.11	0.00	(59,298.11)	0.00	(59,298.11)
02 3100 733 000	FURNITURE AND EQUIPMENT DIST	0.00	0.00	330.00	0.00	(330.00)	0.00	(330.00)
02 3100 733 001	FURNITURE AND EQUIPMENT HS	0.00	0.00	3,978.80	0.00	(3,978.80)	0.00	(3,978.80)
02 3100 733 002	FURNITURE AND EQUIPMENT BE	0.00	0.00	0.00	0.00	0.00	0.00	0.00
02 3100 733 003	FURNITURE AND EQUIPMENT PC	0.00	0.00	0.00	0.00	0.00	0.00	0.00
02 3100 733 004	FURNITURE AND EQUIPMENT HE	0.00	0.00	0.00	0.00	0.00	0.00	0.00
02 3100 733 005	FURNITURE AND EQUIPMENT BMS	0.00	29.68	59.36	0.00	(59.36)	0.00	(59.36)
02 3100 733 006	FURNITURE AND EQUIPMENT AP	0.00	0.00	0.00	0.00	0.00	0.00	0.00
02 3100 733 007	FURNITURE AND EQUIPMENT SE	0.00	0.00	0.00	0.00	0.00	0.00	0.00
02 3100 733 008	FURNITURE AND EQUIPMENT BSMS	0.00	0.00	0.00	0.00	0.00	0.00	0.00
02 3100 735 000	SOFTWARE DISTRICT	0.00	0.00	0.00	0.00	0.00	0.00	0.00
02 3100 735 001	COMPUTER SOFTWARE HS	0.00	0.00	1,727.80	0.00	(1,727.80)	0.00	(1,727.80)
02 3100 735 002	COMPUTER SOFTWARE BE	0.00	0.00	1,727.80	0.00	(1,727.80)	0.00	(1,727.80)
02 3100 735 003	COMPUTER SOFTWARE PC	0.00	0.00	1,727.80	0.00	(1,727.80)	0.00	(1,727.80)
02 3100 735 004	COMPUTER SOFTWARE HE	0.00	0.00	1,727.80	0.00	(1,727.80)	0.00	(1,727.80)
02 3100 735 005	COMPUTER SOFTWARE BMS	0.00	0.00	1,727.80	0.00	(1,727.80)	0.00	(1,727.80)
02 3100 735 006	COMPUTER SOFTWARE AP	0.00	0.00	1,727.80	0.00	(1,727.80)	0.00	(1,727.80)
02 3100 735 007	COMPUTER SOFTWARE SE	0.00	0.00	1,727.76	0.00	(1,727.76)	0.00	(1,727.76)
02 3100 735 008	COMPUTER SOFTWARE BSMS	0.00	0.00	1,727.80	0.00	(1,727.80)	0.00	(1,727.80)
02 3100 890 000	OTHER MISC EXPENSES DIST	0.00	275.00	667.73	0.00	(667.73)	0.00	(667.73)
02 3100 890 001	OTHER MISC EXPENSES HS	0.00	47.35	388.95	0.00	(388.95)	0.00	(388.95)
02 3100 890 002	OTHER MISC EXPENSES BE	0.00	0.00	51.50	0.00	(51.50)	0.00	(51.50)
02 3100 890 003	OTHER MISC EXPENSES PC	0.00	0.00	20.30	0.00	(20.30)	0.00	(20.30)
02 3100 890 004	OTHER MISC EXPENSES HE	0.00	0.00	68.20	0.00	(68.20)	0.00	(68.20)
02 3100 890 005	OTHER MISC EXPENSES BMS	0.00	24.60	24.60	0.00	(24.60)	0.00	(24.60)
02 3100 890 006	OTHER MISC EXPENSES AP	0.00	0.00	0.00	0.00	0.00	0.00	0.00
02 3100 890 007	OTHER MISC EXPENSES SE	0.00	34.55	162.25	0.00	(162.25)	0.00	(162.25)
02 3100 890 008	OTHER MISC EXPENSES BSMS	0.00	0.00	0.00	0.00	0.00	0.00	0.00
3100	FOOD SERVICE OPERATIONS	126,282.73	280,823.46	815,729.27	651.60	(689,446.54)	7,124.88	(696,571.42)
02	NUTRITION SERVICES	126,282.73	280,823.46	815,729.27	651.60	(689,446.54)	7,124.88	(696,571.42)

Account Number	Account Description	Revised Budget	Expended During Month	Expenditures to Date	% of Budget	Balance at EOM	P/ O Outstanding	Unencumbered Balance
03	DEPRECIATION							
1100	REGULAR INSTRUCTIONAL PROGRAMS							
03 1100 640 000	REG INSTR - BOOKS & PERIODICALS DIST	0.00	0.00	0.00	0.00	0.00	0.00	0.00
03 1100 733 000	REG INSTR - FURN & EQUIP DIST	0.00	0.00	0.00	0.00	0.00	0.00	0.00
03 1100 734 000	REG INSTR - HARDWARE DIST	0.00	0.00	0.00	0.00	0.00	0.00	0.00
1100	REGULAR INSTRUCTIONAL PROGRAMS	0.00	0.00	0.00	0.00	0.00	0.00	0.00
2610	OP OF BLDGS							
03 2610 431 000	OP OF BLDGS - REPAIRS & MAINT DIST	0.00	0.00	0.00	0.00	0.00	0.00	0.00
2610	OP OF BLDGS	0.00	0.00	0.00	0.00	0.00	0.00	0.00
2620	MAINT OF BLDGS							
03 2620 340 000	MAINT OF BLDGS - CONTR SERVICES DIST	0.00	20,000.00	20,000.00	0.00	(20,000.00)	0.00	(20,000.00)
2620	MAINT OF BLDGS	0.00	20,000.00	20,000.00	0.00	(20,000.00)	0.00	(20,000.00)
2710	REGULAR PUPIL TRANSPORTATION							
03 2710 732 000	REG TRANSP - VEHICLE ACQUISITION DIST	0.00	0.00	0.00	0.00	0.00	0.00	0.00
2710	REGULAR PUPIL TRANSPORTATION	0.00	0.00	0.00	0.00	0.00	0.00	0.00
2900	OTHER SUPPORT SERVICES							
03 2900 610 000	SUPPLIES DIST	0.00	0.00	0.00	0.00	0.00	0.00	0.00
03 2900 640 000	BOOKS & PERIODICALS DIST	0.00	0.00	0.00	0.00	0.00	0.00	0.00
03 2900 730 000	EQUIPMENT DIST	0.00	0.00	0.00	0.00	0.00	0.00	0.00
2900	OTHER SUPPORT SERVICES	0.00	0.00	0.00	0.00	0.00	0.00	0.00
03	DEPRECIATION	0.00	20,000.00	20,000.00	0.00	(20,000.00)	0.00	(20,000.00)

Account Number	Account Description	Revised Budget	Expended During Month	Expenditures to Date	% of Budget	Balance at EOM	P/ O Outstanding	Unencumbered Balance
13 4500 739 006	BLDG ACQ & CONSTR - EQUIPMENT AP	0.00	0.00	0.00	0.00	0.00	0.00	0.00
13 4500 739 007	BLDG ACQ & CONSTR - EQUIPMENT SE	0.00	0.00	0.00	0.00	0.00	0.00	0.00
13 4500 739 008	BLDG ACQ & CONSTR - EQUIPMENT BSMS	0.00	0.00	0.00	0.00	0.00	5,043.00	(5,043.00)
13 4500 890 000	BLDG ACQ & CONSTR - OTHER MISC EXP	0.00	0.00	0.00	0.00	0.00	0.00	0.00
4500	BLDG ACQ & CONSTR	0.00	9,900.00	39,346.22	0.00	(39,346.22)	72,216.96	(111,563.18)
5000	DEBT SERVICES							
13 5000 807 000	REPAYMENT OF TAXES FOR REVALUED PROP	0.00	0.00	0.00	0.00	0.00	0.00	0.00
5000	DEBT SERVICES	0.00	0.00	0.00	0.00	0.00	0.00	0.00
13	SPECIAL BUILDING FUND - CHECKING	0.00	9,900.00	39,346.22	0.00	(39,346.22)	72,216.96	(111,563.18)

Account Number	Account Description	Revised Budget	Expended During Month	Expenditures to Date	% of Budget	Balance at EOM	P/ O Outstanding	Unencumbered Balance
15	QSC BONDS - NLAF							
5000	DEBT SERVICES							
15 5000 831 000	Redemption of Principal	0.00	0.00	0.00	0.00	0.00	0.00	0.00
15 5000 832 000	Debt Service Interest	0.00	105,153.92	105,153.92	0.00	(105,153.92)	0.00	(105,153.92)
5000	DEBT SERVICES	0.00	105,153.92	105,153.92	0.00	(105,153.92)	0.00	(105,153.92)
15	QSC BONDS - NLAF	0.00	105,153.92	105,153.92	0.00	(105,153.92)	0.00	(105,153.92)

Account Number	Account Description	Revised Budget	Expended During Month	Expenditures to Date	% of Budget	Balance at EOM	P/ O Outstanding	Unencumbered Balance
16	QSC BONDS -SAVINGS							
5000	DEBT SERVICES							
16 5000 830 000	DUES & FEES	0.00	0.00	0.00	0.00	0.00	0.00	0.00
16 5000 832 000	Debt Service Interest	0.00	15,596.08	15,596.08	0.00	(15,596.08)	0.00	(15,596.08)
5000	DEBT SERVICES	0.00	15,596.08	15,596.08	0.00	(15,596.08)	0.00	(15,596.08)
16	QSC BONDS -SAVINGS	0.00	15,596.08	15,596.08	0.00	(15,596.08)	0.00	(15,596.08)

Account Number	Account Description	Revised Budget	Expended During Month	Expenditures to Date	% of Budget	Balance at EOM	P/ O Outstanding	Unencumbered Balance
21	ACTIVITY FUND							
2900	OTHER SUPPORT SERVICES							
21 2900 610 000 805	Youth Boys' Basketball	0.00	0.00	3,215.00	0.00	(3,215.00)	1,270.39	(4,485.39)
21 2900 610 000 815	Landscaping Fund	0.00	0.00	0.00	0.00	0.00	0.00	0.00
21 2900 610 000 825	Girls' Youth Basketball	0.00	0.00	3,240.00	0.00	(3,240.00)	1,283.47	(4,523.47)
21 2900 610 000 875	Wellness	0.00	0.00	0.00	0.00	0.00	0.00	0.00
21 2900 610 000 880	Facilities Use	0.00	0.00	499.90	0.00	(499.90)	441.03	(940.93)
21 2900 610 001 100	Athletics HS	0.00	2,581.43	9,914.22	0.00	(9,914.22)	5,797.88	(15,712.10)
21 2900 610 001 105	Football HS	0.00	13,498.49	37,016.40	0.00	(37,016.40)	723.10	(37,739.50)
21 2900 610 001 111	Varsity Track HS	0.00	0.00	0.00	0.00	0.00	1,646.97	(1,646.97)
21 2900 610 001 113	Athletic Training HS	0.00	7,313.08	7,492.99	0.00	(7,492.99)	0.00	(7,492.99)
21 2900 610 001 114	Uniforms HS	0.00	6,394.24	13,288.64	0.00	(13,288.64)	0.00	(13,288.64)
21 2900 610 001 115	Volleyball HS	0.00	1,713.03	8,457.63	0.00	(8,457.63)	315.00	(8,772.63)
21 2900 610 001 116	Lodging/Meals HS	0.00	2,975.87	2,975.87	0.00	(2,975.87)	872.00	(3,847.87)
21 2900 610 001 117	Dues/Fees HS	0.00	0.00	0.00	0.00	0.00	0.00	0.00
21 2900 610 001 118	Cross Country Club HS	0.00	228.60	2,102.57	0.00	(2,102.57)	1,310.37	(3,412.94)
21 2900 610 001 119	Baseball HS	0.00	0.00	0.00	0.00	0.00	1,672.00	(1,672.00)
21 2900 610 001 125	Boys' Basketball HS	0.00	810.00	2,049.48	0.00	(2,049.48)	3,516.00	(5,565.48)
21 2900 610 001 131	Unified Track & Field	0.00	0.00	0.00	0.00	0.00	0.00	0.00
21 2900 610 001 132	Unified Track & Field Club	0.00	0.00	0.00	0.00	0.00	0.00	0.00
21 2900 610 001 135	Girls' Basketball HS	0.00	625.00	1,855.69	0.00	(1,855.69)	2,217.70	(4,073.39)
21 2900 610 001 141	Baseball Club HS	0.00	0.00	0.00	0.00	0.00	1,514.40	(1,514.40)
21 2900 610 001 142	Volleyball Club HS	0.00	0.00	2,182.63	0.00	(2,182.63)	0.00	(2,182.63)
21 2900 610 001 145	Cross Country HS	0.00	410.46	2,579.48	0.00	(2,579.48)	846.75	(3,426.23)
21 2900 610 001 150	Boys' Golf HS	0.00	0.00	0.00	0.00	0.00	640.00	(640.00)
21 2900 610 001 151	Softball Club HS	0.00	577.88	1,184.35	0.00	(1,184.35)	336.00	(1,520.35)
21 2900 610 001 152	Boys' Soccer HS	0.00	0.00	0.00	0.00	0.00	74.98	(74.98)
21 2900 610 001 153	Boys' Soccer Fundraising	0.00	0.00	800.00	0.00	(800.00)	390.60	(1,190.60)
21 2900 610 001 155	Girls' Golf HS	0.00	655.07	2,632.10	0.00	(2,632.10)	33.50	(2,665.60)
21 2900 610 001 156	Girls' Tennis	0.00	0.00	0.00	0.00	0.00	0.00	0.00
21 2900 610 001 164	Girls' Soccer HS	0.00	0.00	612.00	0.00	(612.00)	2,225.00	(2,837.00)
21 2900 610 001 165	Girls' Soccer Fundraising HS	0.00	0.00	0.00	0.00	0.00	0.00	0.00
21 2900 610 001 166	Girls' Tennis Club	0.00	0.00	0.00	0.00	0.00	0.00	0.00
21 2900 610 001 180	Wrestling HS	0.00	3,350.00	4,065.45	0.00	(4,065.45)	753.75	(4,819.20)
21 2900 610 001 190	Softball HS	0.00	0.00	5,198.10	0.00	(5,198.10)	75.00	(5,273.10)
21 2900 610 001 191	Unified Bowling HS	0.00	0.00	140.01	0.00	(140.01)	0.00	(140.01)
21 2900 610 001 192	Boys' Golf Club	0.00	0.00	0.00	0.00	0.00	650.00	(650.00)
21 2900 610 001 193	Girls' Golf Club	0.00	0.00	358.38	0.00	(358.38)	0.00	(358.38)
21 2900 610 001 194	Unified Bowling Club	0.00	0.00	0.00	0.00	0.00	0.00	0.00
21 2900 610 001 195	Track Club HS	0.00	515.57	755.57	0.00	(755.57)	3,007.50	(3,763.07)
21 2900 610 001 196	Football Club HS	0.00	408.36	1,634.06	0.00	(1,634.06)	806.98	(2,441.04)
21 2900 610 001 197	Wrestling Club	0.00	421.62	421.62	0.00	(421.62)	0.00	(421.62)
21 2900 610 001 200	Band HS	0.00	1,099.45	4,287.35	0.00	(4,287.35)	52.00	(4,339.35)
21 2900 610 001 205	Flag Corp HS	0.00	0.00	0.00	0.00	0.00	0.00	0.00
21 2900 610 001 250	Band Fundraising HS	0.00	0.00	0.00	0.00	0.00	0.00	0.00
21 2900 610 001 300	Dance Team HS	0.00	185.37	29,203.35	0.00	(29,203.35)	0.00	(29,203.35)
21 2900 610 001 351	Wrestling Cheerleading HS	0.00	0.00	0.00	0.00	0.00	0.00	0.00
21 2900 610 001 355	Varsity Cheerleading HS	0.00	605.00	3,171.88	0.00	(3,171.88)	592.00	(3,763.88)
21 2900 610 001 425	Prom	0.00	0.00	0.00	0.00	0.00	0.00	0.00
21 2900 610 001 450	Skills USA/VICA	0.00	552.00	704.14	0.00	(704.14)	200.00	(904.14)
21 2900 610 001 501	B-Club	0.00	0.00	0.00	0.00	0.00	0.00	0.00
21 2900 610 001 600	FBLA	0.00	795.00	1,200.00	0.00	(1,200.00)	55.96	(1,255.96)
21 2900 610 001 650	Fine Arts	0.00	1,010.26	1,010.26	0.00	(1,010.26)	219.71	(1,229.97)
21 2900 610 001 651	Play Production	0.00	0.00	0.00	0.00	0.00	0.00	0.00
21 2900 610 001 652	Speech	0.00	0.00	0.00	0.00	0.00	703.50	(703.50)

Account Number	Account Description	Revised Budget	Expended During Month	Expenditures to Date	% of Budget	Balance at EOM	P/ O Outstanding	Unencumbered Balance
21 2900 610 005 803	BMS Robotics	0.00	0.00	0.00	0.00	0.00	0.00	0.00
21 2900 610 005 810	BMS PTO	0.00	0.00	0.00	0.00	0.00	0.00	0.00
21 2900 610 005 845	BMS Yearbook	0.00	0.00	352.00	0.00	(352.00)	225.44	(577.44)
21 2900 610 005 860	BMS Engineering	0.00	0.00	0.00	0.00	0.00	0.00	0.00
21 2900 610 005 870	BMS Leadership Group	0.00	0.00	0.00	0.00	0.00	0.00	0.00
21 2900 610 005 891	BMS Student Senate	0.00	0.00	0.00	0.00	0.00	400.00	(400.00)
21 2900 610 005 892	BMS Cooking Club	0.00	79.84	79.84	0.00	(79.84)	258.98	(338.82)
21 2900 610 005 893	BMS Miscellaneous	0.00	99.87	239.67	0.00	(239.67)	0.00	(239.67)
21 2900 610 005 916	BMS Music Resale	0.00	0.00	0.00	0.00	0.00	0.00	0.00
21 2900 610 005 951	BMS Tech & Living	0.00	0.00	0.00	0.00	0.00	0.00	0.00
21 2900 610 005 996	BMS Library	0.00	52.85	1,328.12	0.00	(1,328.12)	0.00	(1,328.12)
21 2900 610 006 221	AP Band Resale	0.00	0.00	719.78	0.00	(719.78)	0.00	(719.78)
21 2900 610 006 511	AP Student Council	0.00	0.00	324.00	0.00	(324.00)	0.00	(324.00)
21 2900 610 006 561	AP Miscellaneous	0.00	0.00	462.17	0.00	(462.17)	0.00	(462.17)
21 2900 610 006 566	AP Yearbook	0.00	0.00	0.00	0.00	0.00	0.00	0.00
21 2900 610 006 976	AP Library	0.00	975.00	1,614.01	0.00	(1,614.01)	55.97	(1,669.98)
21 2900 610 007 222	SE Band Resale	0.00	0.00	0.00	0.00	0.00	0.00	0.00
21 2900 610 007 512	SE Student Council	0.00	76.61	76.61	0.00	(76.61)	0.00	(76.61)
21 2900 610 007 567	SE Miscellaneous	0.00	176.44	321.40	0.00	(321.40)	0.00	(321.40)
21 2900 610 007 568	SE Yearbook	0.00	0.00	0.00	0.00	0.00	0.00	0.00
21 2900 610 007 972	SE Library	0.00	0.00	0.00	0.00	0.00	1,589.27	(1,589.27)
21 2900 610 008 102	BSMS Athletics	0.00	699.90	1,199.90	0.00	(1,199.90)	192.00	(1,391.90)
21 2900 610 008 121	BSMS Football	0.00	75.00	1,615.00	0.00	(1,615.00)	0.00	(1,615.00)
21 2900 610 008 122	BSMS Track	0.00	0.00	0.00	0.00	0.00	0.00	0.00
21 2900 610 008 123	BSMS Volleyball	0.00	50.00	1,501.90	0.00	(1,501.90)	149.99	(1,651.89)
21 2900 610 008 124	BSMS Boys' Basketball	0.00	1,989.90	2,213.68	0.00	(2,213.68)	0.00	(2,213.68)
21 2900 610 008 143	BSMS Girls' Basketball	0.00	0.00	0.00	0.00	0.00	0.00	0.00
21 2900 610 008 147	BSMS Cross Country	0.00	0.00	659.02	0.00	(659.02)	0.00	(659.02)
21 2900 610 008 186	BSMS Wrestling	0.00	0.00	288.00	0.00	(288.00)	0.00	(288.00)
21 2900 610 008 602	BSMS FBLA	0.00	0.00	0.00	0.00	0.00	0.00	0.00
21 2900 610 008 808	BSMS Robotics	0.00	0.00	0.00	0.00	0.00	0.00	0.00
21 2900 610 008 846	BSMS Yearbook	0.00	0.00	532.04	0.00	(532.04)	0.00	(532.04)
21 2900 610 008 861	BSMS Engineering	0.00	0.00	0.00	0.00	0.00	0.00	0.00
21 2900 610 008 871	BSMS Leadership Group	0.00	0.00	0.00	0.00	0.00	0.00	0.00
21 2900 610 008 894	BSMS Student Senate	0.00	0.00	0.00	0.00	0.00	100.00	(100.00)
21 2900 610 008 895	BSMS Cooking Club	0.00	142.78	142.78	0.00	(142.78)	77.60	(220.38)
21 2900 610 008 896	BSMS Miscellaneous	0.00	0.00	0.00	0.00	0.00	0.00	0.00
21 2900 610 008 917	BSMS Music Resale	0.00	0.00	0.00	0.00	0.00	0.00	0.00
21 2900 610 008 997	BSMS Library	0.00	283.60	470.60	0.00	(470.60)	0.00	(470.60)
2900	OTHER SUPPORT SERVICES	0.00	58,289.68	195,186.28	0.00	(195,186.28)	55,326.05	(250,512.33)
21	ACTIVITY FUND	0.00	58,289.68	195,186.28	0.00	(195,186.28)	55,326.05	(250,512.33)

Account Number	Account Description	Revised Budget	Expended During Month	Expenditures to Date	% of Budget	Balance at EOM	P/ O Outstanding	Unencumbered Balance
22	STUDENT FEE FUND							
2190	OTHER PUPIL SUPPORT SERVICES							
22 2190 340 000 670	Repairs	0.00	0.00	1,800.00	0.00	(1,800.00)	53.85	(1,853.85)
22 2190 610 000 670	Supplies	0.00	0.00	0.00	0.00	0.00	0.00	0.00
2190	OTHER PUPIL SUPPORT SERVICES	0.00	0.00	1,800.00	0.00	(1,800.00)	53.85	(1,853.85)
22	STUDENT FEE FUND	0.00	0.00	1,800.00	0.00	(1,800.00)	53.85	(1,853.85)

Account Number	Account Description	Revised Budget	Expended During Month	Expenditures to Date	% of Budget	Balance at EOM	P/ O Outstanding	Unencumbered Balance
Grand Total:		51,664,222.03	4,619,777.31	14,440,690.60	28.57	37,223,531.43	320,267.21	36,903,264.22

	<u>PIK/Gross</u>	<u>Amount</u>	<u>Expense/ Employer</u>	<u>Adjustment Amount</u>	<u>Check Total</u>	<u>Payee ID</u>	<u>Payee Name</u>	
Checking Account ID: GENERAL								
ADD								
ACTDRIVE Activity Driver			7,677.30					
ACTIVITY Activity			8,425.00					
ADSUPSUBHE Admin Support Sub HE			79.00					
ADSUPSUBBMS Admin Support Sub BMS			355.97					
ADSUPSUBPC Admin Support Sub PC			110.60					
BACKPAY Back Pay			474.38					
CREDITREC Credit Recovery			455.84					
CURR1 Curriculum Work			5,495.55					
GERTDRIV Route Driver			23,711.80					
HOURLY Hourly			262,009.64					
INHOUSE In-House Sub			1,316.00					
OT Overtime			11,593.72					
OT1 Overtime Act			340.26					
PARASUBAP Substitute Paraprofessional AP			214.56					
PARASUBBE Substitute Paraprofessional BE			292.32					
PARASUBBMS Substitute Paraprofessional BMS			53.60					
PARASUBHE Substitute Paraprofessional HE			1,424.32					
PARASUBPC Substitute Paraprofessional PC			515.84					
PARASUBPRE Substitute Paraprofessional Preschool			791.84					
PARASUBSE Substitute Paraprofessional SE			319.04					
PERSONAL Personal			3,664.86					
SATURDAY Saturday School			854.70					
SICK Sick			14,634.60					
SPDRIVE Sped Driver			22,455.07					
SPDRIVEST Sped Driver			77.47					
STIPEND Stipend			2,000.00					
SUB Substitute			53,047.50					
SUBACCBE Sub Accompanist BE			46.62					
SUBACCBMS Sub Accompanist BMS			56.80					
SUBACCBMSMS Sub Accompanist BSMS			130.06					
SUBLT Substitute Long Term			13,590.00					
VACATION Vacation			4,520.40					
			<u>440,734.66</u>					
CONTRACT								
C01 Contract			1,909,030.54					
EXTRADUTY1 Extra Duty			32,232.80					
EXTRADUTY2 Extra Duty			12,415.86					
EXTRADUTY3 Extra Duty			3,053.27					
EXTRADUTY4 Extra Duty			851.62					
EXTRADUTY5 Extra Duty			353.27					
EXTRADUTY6 Extra Duty			31.54					
INLIEU Cash in lieu			58,135.62					
LONGEVITY Longevity			2,341.91					
LTD Long Term Disability			5,615.28					
			<u>2,024,061.71</u>					
DEDUCTION								
403B TSA 403b		7,782.28			7,782.28	403B	403B Consultants LLC	A
403BROTH 403b Roth		3,289.04			3,289.04	403B	403B Consultants LLC	A
AFLAC AFLAC		444.67			444.67	AFLAC	Aflac	A
AMERIPRISE Ameriprise 403b		350.00			350.00	AMERIPRISE	AMERIPRISE FINANCIAL SERVICES, INC.	A

	<u>PIK/Gross</u>	<u>Amount</u>	<u>Expense/ Employer</u>	<u>Adjustment Amount</u>	<u>Check Total</u>	<u>Payee ID</u>	<u>Payee Name</u>	
ASSURACC Assurity Acc		1,660.40			1,660.40	ASSURITY	Assurity Life Insurance	
ASSURCRIT Assurity Crit		977.15			977.15	ASSURITY	Assurity Life Insurance	
ASSURHOSP Hospital Indemn		739.69			739.69	ASSURITY	Assurity Life Insurance	
CAFEMED Med Reimb FSA		6,072.42			6,072.42	BPSECT125	BPS Section 125 Plan	
CAICGROUP CAIC Group		143.68			143.68	AFLACGROUP	Aflac Group Insurance	
COLLANALYS Garnishment		237.95			237.95	COLLANALYS	COLLECTION ANALYST INC., THE	
DENTAL Dental		14,807.49	17,173.10		31,980.59	BCBS	Blue Cross/Blue Shield of NE	
DEPCARE Dep Care FSA		7,256.56			7,256.56	BPSECT125	BPS Section 125 Plan	
EYEMED EyeMed		2,296.79			2,296.79	EYEMED	Fidelity Security Life	
GUARDVOL GuardVol		1,780.06			1,780.06	GUARDIAN	GUARDIAN, THE	
HEALTHINS Health Insur			439,802.54		439,802.54	BCBS	Blue Cross/Blue Shield of NE	
HORACEMAN Horace Mann		231.65			231.65	HORAMANN	Horace Mann Insurance Company	
HORMANLIFE H.Mann Life		419.94			419.94	HORMANLIFE	Horace Mann Life Insurance Company	
LIFE Life Ins			2,509.00		2,509.00	GUARDIAN	GUARDIAN, THE	
LIFEEXTRA Life Extra		540.80			540.80	GUARDIAN	GUARDIAN, THE	
LIFEMISS Life Missed Ded			15.34		15.34	GUARDIAN	GUARDIAN, THE	
LTDISAB Long Term Disab		5,615.01			5,615.01	MADNATL	Madison National Life Ins. Co., Inc.	
MISSDLIFEX Life Extra Miss		15.60			15.60	GUARDIAN	GUARDIAN, THE	
MISSEDEYE Missed eyemed		13.02			13.02	EYEMED	Fidelity Security Life	
MISSGUARD Guardian Vol		4.50			4.50	GUARDIAN	GUARDIAN, THE	
NECHLDSPTT Child Sppt		365.00			365.00	NECHLDSPTT	NCSPC	
NFMGARN Garnishment		568.64			568.64	NFMGARN	NEBRASKA FURNITURE MART	
SECURBENE Sec Ben 403b		2,815.00			2,815.00	SECURBENE	SECURITY BENEFIT	
TEAMMATES Teammates		115.00			115.00	TEAMMATES	TEAMMATES	
		<u>58,542.34</u>	<u>459,499.98</u>	<u>0.00</u>	<u>518,042.32</u>			
INDIVIDUAL BANK ACCOUNT DEDUCTION								
HSA HSA	382,377.58	10,872.00	17,898.06		28,770.06			D
MISSEDHSA HSA Back Pay	5,614.42		315.06		315.06			D
		<u>10,872.00</u>	<u>18,213.12</u>	<u>0.00</u>	<u>29,085.12</u>			
RET DEDUCTION								
NPERS Retirement	2,323,854.88	227,273.11	170,803.34		398,076.45	BPSBUS	BPS Business Account	
NPERSCORR NPERS Correct	6,514.54	161.08			161.08	BPSBUS	BPS Business Account	
NPERSINC Retirement	2,323,870.48		58,742.79		58,742.79	BPSBUS	BPS Business Account	
		<u>227,434.19</u>	<u>229,546.13</u>	<u>0.00</u>	<u>456,980.32</u>			
TAX								
FIT FIT	2,184,508.27	171,851.57			171,851.57	EFTPS	ELECTRONIC FEDERAL TAX PAYMENT SYSTEM	A
FUTA FUTA	2,464,796.37							
MEDICARE MEDICARE	2,422,889.74	35,131.98	35,131.98		70,263.96	EFTPS	ELECTRONIC FEDERAL TAX PAYMENT SYSTEM	A
SITNE SIT NE	2,184,508.27	83,392.58			83,392.58	BPSBUS	BPS Business Account	
SOCSEC SOC SEC	2,422,889.74	150,219.20	150,219.20		300,438.40	EFTPS	ELECTRONIC FEDERAL TAX PAYMENT SYSTEM	A
SUTANE SUTA NE	2,461,601.94							
WCNE WORK COMP NE	2,464,796.37							
		<u>440,595.33</u>	<u>185,351.18</u>	<u>0.00</u>	<u>625,946.51</u>			
					Net Pay:	1,727,352.51		
					Cash Total:	3,357,406.78		
Non - FIT Taxable Deductions		280,288.10						
Non - SIT Taxable Deductions		280,288.10						
Non - SOC SEC Taxable Deductions		41,906.63						
Non - MEDICARE Taxable Deductions		41,906.63						
Direct Deposits		1,756,437.63						
Automatic Payments		554,419.92						
Adds + Contracts + Deduction Adds		2,464,796.37						

	<u>PIK/Gross</u>	<u>Amount</u>	<u>Expense/ Employer</u>	<u>Adjustment Amount</u>	<u>Check Total</u>	<u>Payee ID</u>	<u>Payee Name</u>
Checking Account ID: HOTLUNCH							
ADD							
COOKSUBAP Substitute Cook AP			416.79				
COOKSUBBE Substitute Cook BE			341.60				
COOKSUBBHS Substitute Cook BHS			1,676.60				
COOKSUBHE Substitute Cook HE			1,934.93				
COOKSUBMS Substitute Cook BMS			169.89				
COOKSUBPC Substitute Cook PC			182.54				
COOKSUBSE Substitute Cook SE			443.18				
COOKSUBSMS Substitute Cook BSMS			1,511.74				
HOURLY Hourly			57,005.77				
HOURLY1 Hourly			948.60				
OT Overtime			24.79				
PERSONAL Personal			1,059.89				
SICK Sick			2,501.78				
			<u>68,218.10</u>				
CONTRACT							
C01 Contract			6,991.67				
INLIEU Cash in lieu			470.49				
LTD Long Term Disability			134.34				
			<u>7,596.50</u>				
DEDUCTION							
ASSURACC Assurity Acc		91.52			91.52	ASSURITY	Assurity Life Insurance
ASSURCRIT Assurity Crit		23.25			23.25	ASSURITY	Assurity Life Insurance
ASSURHOSP Hospital Indemn		33.94			33.94	ASSURITY	Assurity Life Insurance
DENTAL Dental		216.91	264.79		481.70	BCBS	Blue Cross/Blue Shield of NE
EYEMED EyeMed		90.33			90.33	EYEMED	Fidelity Security Life
GUARDVOL GuardVol		148.04			148.04	GUARDIAN	GUARDIAN, THE
HEALTHINS Health Insur		1,173.30	5,833.53		7,006.83	BCBS	Blue Cross/Blue Shield of NE
LIFE Life Ins			137.80		137.80	GUARDIAN	GUARDIAN, THE
LIFEEXTRA Life Extra		32.50			32.50	GUARDIAN	GUARDIAN, THE
LTDISAB Long Term Disab		134.34			134.34	MADNATL	Madison National Life Ins. Co., Inc.
		<u>1,944.13</u>	<u>6,236.12</u>	<u>0.00</u>	<u>8,180.25</u>		
RET DEDUCTION							
NPERS Retirement	68,647.18	6,713.71	5,045.57		11,759.28	BPSBUS	BPS Business Account
NPERSINC Retirement	68,647.18		1,735.28		1,735.28	BPSBUS	BPS Business Account
		<u>6,713.71</u>	<u>6,780.85</u>	<u>0.00</u>	<u>13,494.56</u>		
TAX							
FIT FIT	67,620.35	2,196.25			2,196.25	EFTPS	ELECTRONIC FEDERAL TAX PAYMENT SYSTEM A
FUTA FUTA	75,814.60						
MEDICARE MEDICARE	74,334.06	1,077.83	1,077.83		2,155.66	EFTPS	ELECTRONIC FEDERAL TAX PAYMENT SYSTEM A
SITNE SIT NE	67,620.35	1,426.93			1,426.93	BPSBUS	BPS Business Account
SOCSEC SOC SEC	74,334.06	4,608.73	4,608.73		9,217.46	EFTPS	ELECTRONIC FEDERAL TAX PAYMENT SYSTEM A
SUTANE SUTA NE	75,814.60						
WCNE WORK COMP NE	75,814.60						
		<u>9,309.74</u>	<u>5,686.56</u>	<u>0.00</u>	<u>14,996.30</u>		
						Net Pay:	57,847.02
						Cash Total:	94,518.13
Non - FIT Taxable Deductions		8,194.25					
Non - SIT Taxable Deductions		8,194.25					
Non - SOC SEC Taxable Deductions		1,480.54					
Non - MEDICARE Taxable Deductions		1,480.54					
Direct Deposits		57,847.02					
Automatic Payments		13,569.37					

	<u>PIK/Gross</u>	<u>Amount</u>	<u>Expense/ Employer</u>	<u>Adjustment Amount</u>	<u>Check Total</u>	<u>Payee ID</u>	<u>Payee Name</u>
Adds + Contracts + Deduction Adds		75,814.60					

December 2023 Personnel Notes

Certificated Staff Hire:

- A. Lauren Gearhart has been hired as a 4th grade teacher at Stratford Elementary. She will be in the CADRE program next year.
- B. Carlee Watson has been hired as a kindergarten teacher at Heritage Elementary. She will be in the CADRE program next year.
- C. Jillian Myers has been hired as a special education teacher at Pine Creek Elementary. She will begin work on January 2, 2024. BA, Step 3.
- D. Laura Scow has been hired as an elementary music teacher (.5 FTE) at Pine Creek Elementary. She will begin work on January 2, 2024. BA, Step 3.
- E. Laura Plank has been hired as a 7th grade teacher at Bennington South Middle School. She will begin work August 1, 2024. BA, Step 5.
- F. Ross Berggren has been hired as a math teacher at Bennington High School. He will begin work August 1, 2024. BA, Step 3.
- G. Andrew Lechtenberg has been hired as an industrial technology teacher at Bennington High School. He will begin work August 1, 2024. MA, Step 8.

Support Staff Hire:

- A. Lynne Lurvey has been hired as an accounts payable clerk for 2023-24 school year - \$25.00/hr.
- B. Zavaire Ingram has accepted the IT associate position at Bennington High School - \$22.00/hr.

Certificated Staff Resignations:

- A. Justin Klute has resigned as a 5th grade teacher at Heritage. He has been with the district since September 20, 2022.
- B. Lauren Powell has resigned as an elementary teacher at Bennington Elementary. She has been with the district since August 11, 2021.
- C. Tom Schumacher is retiring as a high school industrial technology teacher. He has been with the district since August 15, 2007.
- D. Tonya Eurek is retiring as a middle school special education teacher at BNMS. She has been with the district since August 16, 1999.

Classified Staff Resignations:

- A. Nancy Sibbernson has resigned as a paraprofessional at Pine Creek Elementary. She has been with the district since February 8, 2023.

B. Kiernan Rider has resigned as a cook at Bennington South Middle School. He has been with the district since September 5, 2023.

C. Josh Claussen has resigned as an IT administrator for the district. He has been with the district since May 15, 2023.

Administrative Staff Resignations

A. Dr. Dee Hoge is retiring from Bennington Schools as our Assistant Superintendent of Curriculum and Instruction. She has also served as a teacher, coach, and sponsor during her time in Bennington. She has been with the district since September 1, 1994.



Bennington Public Schools Elementary Board Report

The mission of the Bennington Public Schools is to provide opportunities in a safe, caring environment that will prepare all students to meet the challenges of the future.

Date:

- Anchor Pointe - Chad Boyes
- Bennington Elementary - Danielle Robb
- Heritage Elementary - Katie Lethcoe
- Pine Creek Elementary - Alison Evangelisti, Krista Bendell
- Stratford Elementary - Craig Theis

Enrollment Figures for 23-24

	Anchor Pointe Elementary	Bennington Elementary	Heritage Elementary	Pine Creek Elementary	Stratford Elementary
Preschool	80				
Kindergarten	60	53	79	69	60
First Grade	78	57	73	87	52
Second Grade	60	77	78	98	66
Third Grade	63	66	79	96	78
Fourth Grade	49	66	79	111	55
Fifth Grade	50	63	67	90	59
TOTAL	440	382	455	551	370

MAP/NSCAS Testing

All elementary buildings have begun MAP and NSCAS testing. MAP testing is for K-2 students and NSCAS is for 3-5. Students are testing in the areas of Reading and Math. This is an opportunity for teachers to see student growth as well as where more instruction is needed in these areas. We use this data to determine next steps for student learning. This enables teachers to meet students' individual learning needs.

Food Drives

The Student Council has set up a Food Drive at each Elementary School. This is running from December 4th-December 15th. Each day has a new category of food for classes to donate. This is a great way for Elementary Students to show their kindness and give back.

Winter Celebrations

- Anchor Pointe - Omaha Street Percussion on 12/21
- Bennington - Omaha Street Percussion on 12/21
- Heritage - Dr. Oxygen on 12/19
- Pine Creek - Dr. Oxygen on 12/21
- Stratford - Omaha Street Percussion on 12/20




Bennington Public Schools Elementary Board Report



Middle School News


Middle School Spelling Bees

On Tuesday, November 28th, middle school students who qualified during classroom competitions vied for building level spelling bee champion titles at both BMS and BSMS. Julia Funk (BMS) and Favor Mosso (BSMS) were building champions, and Tucker Ehlers (BMS) and Ethan Zaayer (BSMS) were runner ups. These students will compete in the Douglas County Spelling Bee at Bennington High School in February in hopes of qualifying for the Regional Bee. Finn O'Brien (BMS) and Zaxton Nelson (BSMS) placed third and were recognized as the alternates. We would like to congratulate all students who participated in the building level spelling bee for their efforts and accomplishments.



Winter Concerts Held

BSMS 6th grade band and choir students had their first performance on Thursday, November 30th. This concert also featured musical selections from our Marimba Club; the club is new this year to BSMS! The 7th and 8th grade choir concert followed the 6th grade concert. BMS held their concerts on Tuesday, December 5th following the same format. Students did an excellent job showcasing what they've learned so far this year!



CURRENT ENROLLMENT:

BMS

- 6th Grade: 152
- 7th Grade: 140
- 8th Grade: 132

Total: 424

BSMS

- 6th Grade: 221
- 7th Grade: 184
- 8th Grade: 186

Total: 591



BPS Veterans Day Program

On November 10th, Bennington South Middle School hosted the Bennington Public Schools Veterans Day program. Members of BSMS and the community came together to honor and express gratitude to the brave men and women who have served our country. BSMS was honored to be joined by Retired Staff Sergeant James Nobles who was deployed nine times. He is a 2x Iraq veteran, Afghanistan combat injured veteran, and a Pakistan veteran.



VETERANS DAY

HONORING ALL WHO SERVED



BENNINGTON SENIOR HIGH SCHOOL

16610 Bennington Road
Bennington, NE 68007

To: Board of Education

From: Greg Lamberty, Bennington High School Principal

Date: December 11, 2023, Board Meeting

Current enrollment for grades 9-12 in the 2023-2024 School Year

<u>Grade</u>	<u>+</u>	<u>-</u>	<u>Net</u>	<u>12/4/2023</u>
Ninth	20	4	16	266
Tenth	8	20	-12	263
Eleventh	7	16	-9	236
Twelfth	7	14	2	257
Total	42	54	-9	1,022

UPDATES

- Bennington varsity football captured the Class B State Championship on Monday, November 20 by defeating Omaha Skutt and finishing the season 13-0. This is the football program's 3rd consecutive state championship.
- BHS One-Act Play Production was crowned at the EMC Champions on November 21 at the conference contest held at BHS. The cast and crew competed in Class A districts on December 1 and placed 4th.
- BHS Unified Bowling won the District Championship on November 28. The Unified Bowlers participated in the State Championship on December 4 in Lincoln.
- 1st Semester Finals are scheduled for Tuesday, December 19 (odd periods) and Wednesday, December 20 (even periods).
- The Bennington Wrestling Invite was held on December 2. BHS hosted both boys and girls teams with over 16 schools in attendance. The boy's wrestling team won the team championship.
- The NSAA Winter practice moratorium is scheduled for December 23-27. BHS teams may not practice during these 5 days.
- The BHS Winter Choir Concert is scheduled for 7:00 pm on Friday, December 15.
- The BHS Winter Band Concert is scheduled for 6:00 pm on Tuesday, December 19.
- Bennington High School hosted a staff Holiday Meal on December 6 and invited transportation, nutrition services, and BHS retirees in for fellowship and celebration.
- Bennington Assistant Wrestling Coach, Cam Lenhart, was recognized as the outstanding assistant coach for the 2022-23 season by the Nebraska Wrestling Coaches Association.
- Bennington Speech season is underway – the speech team started their season with competitions at Papillion LaVista South and Beuna Vista High School on December 1 and 2.

- BPS Foundation members spoke with the Class of 2024 on November 30. Executive Director, Blake Thompson, Megan Schafersman, and Megan Detjens introduced the online application, timeline, and number of scholarships available to graduating seniors.
- BHS Girls Basketball players packed over 100 Thanksgiving meals on November 18 with the local food bank to support families in need throughout the metro area.
- BPS Transportation started the Freshman parking lot shuttle on Monday, December 11. 9th graders who drive to school are transported via bus at 7:50 am from the east parking lot to the high school.
- BHS will conduct a school-wide lockdown drill on Tuesday, December 12 at approximately 9:00 am. Douglas County Sheriff's Office K-9 units will be involved with the drill.

Social Media Celebrations for Bennington High School:



2023 Class B Football Champions



EMC Play Production Champions – The Love of Three Oranges



Unified Bowling District Champions & State Qualifiers: Coach Dean Wood, Destiny Ramirez, Rylee Reimer, Bayler Holdorf, Ashley Dierks, Jozef Wallace, Coach Bailey Hilfiker.



2023 Bennington Wrestling Invite Team Champions



DANIEL BOMBECK

Director of Student Services

KATHRYN SINDELAR

Asst. Director of Student Services

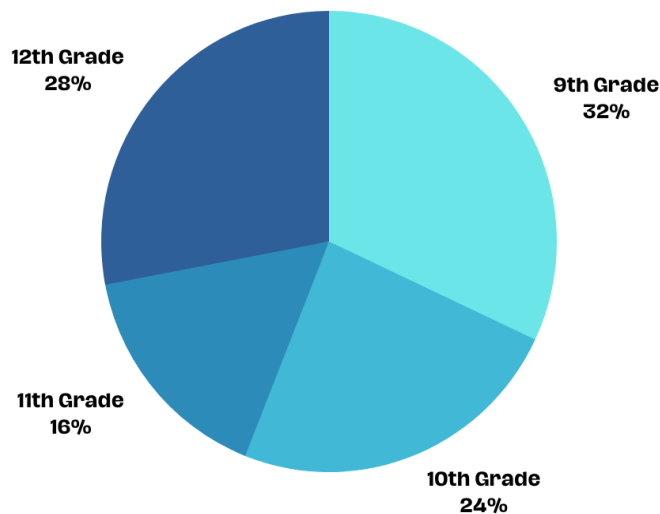
COUNSELING

Anchor Pointe has engaged in a "month of giving" throughout November. Students have participated in one activity a week to give back to our community including writing letters and cards to Veterans, decorating placemats for Ridgewood Senior Living center, decorating coffee sleeves for Cup & Cone, and writing letters and cards to patients at Children's Hospital!

Bennington High School

Quarter 1 - School Counseling Data Report

Student Contacts= 1,023



Contacts according to the 3 domains-

Academic - 36%

College- 5 %

Social/Emotional-28%

★ (Anxiety/Stress- 71%)

★ Other issues include Behavior Concerns, Bullying/Harassment, Relationships, Grief/Loss

Other (9th Grade Small Groups, Check-in, Attendance, Career, Self Harm, Other) - 31%



DANIEL BOMBECK

Director of Student Services

KATHRYN SINDELAR

Asst. Director of Student Services

COUNSELING continued

1st Quarter Activities-

- Orientation
- New Student Orientations
- Senior College Planning Night
- Sophomore and Junior College Planning Night
- Education Quest Presentation "How to Pay for College"
- College and Career Fair
- PSAT
- 9th Grade "Meet Your Counselor" small groups

NURSING

The nursing team has been working on going digital! All health documentation is now in NEBSIS. Screenings are in full force. Height, weight and vision screens are first followed by vision and last is our dental screens. Immunization reports were submitted to the state last month. School nurses have also had the opportunity to go to some of our first grade classes to help teach about the human body. The first graders loved meeting "Mr.Bones" (the health skeleton) and reading an interactive book on the human body.

BENNINGTON PUBLIC SCHOOLS
11620 N 156th St
Bennington, NE 68007

Matt Blomenkamp
Assistant Superintendent of Operations

“WeAreBPS”

(402) 238-3044

To: Board of Education
Date: December 11, 2023, Board Meeting

The Building and Finance committee met on Wednesday, November 27, 2023. The main topic of discussion was with BEA in negotiations. There will be an action item during the board meeting for approval of the 2024-25 contract.



Both new boilers were installed by MMC at the high school this past month.

For the third year in a row, Bennington Public Schools has been named to Alicap’s Safety Honor Roll and won the Leadership in Safety award. This award gives the district a 5% premium credit for insurance for the 2023-24 school year. The 5% credit is savings of \$27,119.70.

Meetings/Conference Attended:

- Bennington Schools quarterly Safety and Security Meeting – November 13.
- Nebraska State Boards Association Conference – November 15 & 16.
- Millard Public Schools Frameworks Evaluation – November 27-30.
- MOEC Business Services meeting – December 8.

Work will finish up this month in the old weight room to renovate half into a new training room and half into a health classroom and wrestling room (pictures next page).



Bennington Public Schools Curriculum & Assessments Report December 11, 2023

Attachment V-A.5

Assessment

- ❖ Nebraska Student-Centered Assessment System (NSCAS) is now available for public reporting in group scores. Individual Student Reports for NSCAS have been mailed to families. The chart below shows the Percent of Students Proficient as compared to the State of Nebraska and some other districts in the EMC and nearby. The Annual Report can now be completed as the embargo is lifted and state data is provided.

NSCAS-ELA	TOTAL	GR 3	GR 4	GR 5	GR 6	GR 7	GR 8
NEBRASKA	58%	62%	55%	57%	55%	54%	63%
BENNINGTON-DIST	76%	76%	70%	73%	77%	74%	86%
AP ELEM	75%	71%	78%	76%			
BE ELEM	73%	78%	63%	79%			
HE ELEM	63%	59%	71%	59%			
PC ELEM	81%	89%	78%	76%			
SE ELEM	68%	76%	55%	74%			
BENNINGTON MS	78%				78%	68%	87%
BENNINGTON SO MS	80%				77%	79%	85%
ELKHORN	84%	87%	82%	85%	80%	81%	88%
GRETNA	74%	80%	74%	72%	72%	73%	74%
WAVERLY	73%	85%	63%	65%	63%	77%	86%
MILLARD	71%	80%	71%	74%	66%	67%	71%
BLAIR	70%	74%	73%	72%	57%	62%	81%
NORRIS	70%	70%	70%	76%	68%	58%	81%

NSCAS-MATH	TOTAL	GR 3	GR 4	GR 5	GR 6	GR 7	GR 8
NEBRASKA	61%	58%	58%	65%	57%	65%	61%
BENNINGTON-DIST	81%	77%	80%	82%	77%	82%	89%
AP ELEM	78%	73%	78%	84%			
BE ELEM	82%	84%	83%	80%			
HE ELEM	70%	59%	82%	70%			
PC ELEM	85%	87%	80%	89%			
SE ELEM	80%	80%	77%	83%			
BENNINGTON MS	81%				77%	81%	84%
BENNINGTON SO MS	84%				76%	83%	94%
ELKHORN	88%	86%	88%	91%	81%	91%	92%
WAVERLY	80%	78%	71%	79%	80%	85%	85%
GRETNA	78%	69%	76%	82%	76%	82%	83%
NORRIS	77%	70%	80%	79%	70%	80%	85%
BLAIR	76%	68%	74%	78%	70%	86%	78%
MILLARD	75%	75%	74%	79%	73%	77%	73%

Bennington Public Schools Curriculum & Assessments Report December 11, 2023

Attachment V-A.5

NSCAS-SCIENCE	TOTAL	GR 5	GR 8
NEBRASKA	70%	76%	64%
BENNINGTON-DIST	89%	87%	93%
AP ELEM		89%	
BE ELEM		85%	
HE ELEM		76%	
PC ELEM		92%	
SE ELEM		92%	
BENNINGTON MS			92%
BENNINGTON SO MS			94%
ELKHORN	91%	93%	90%
NORRIS	90%	88%	92%
BLAIR	88%	94%	83%
WAVERLY	84%	82%	86%
GRETNA	83%	89%	78%
MILLARD	81%	87%	76%

- ❖ NSCAS for high school students is the ACT taken by all juniors at school in the spring. Bennington's juniors took the ACT in March, 2023. The table below shows the percent of juniors on-target or meeting the ACT's College and Career Ready Benchmarks and the average ACT Score in each of the areas. The English Language Arts (ELA) score is a combination of the Reading, English, and Writing tests.

ACT	ELA %	Math %	Sci %	ELA Score	Math Score	Science Score
NEBRASKA	46%	42%	49%	16.7	17.9	18.3
BENNINGTON	71%	61%	67%	20.6	20.7	21.4
ELKHORN	81%	74%	78%	22.0	22.8	22.9
MILLARD	66%	58%	67%	19.5	20.2	21.0
NORRIS	66%	63%	73%	19.1	20.1	20.9
WAVERLY	55%	54%	62%	18.3	19.4	19.8
BLAIR	54%	57%	58%	18.1	20.1	19.7
GRETNA	54%	62%	72%	18.0	20.2	21.3

- ❖ Nebraska's Accountability for a Quality Education System, Today and Tomorrow (AQuESTT) is the state accountability system designed to meet state and federal requirements for classification and support to schools. AQuESTT is a complex system including student performance and growth on the state tests, attendance, graduation rates, acquisition of English and other factors. Nebraska classifies districts and school as Excellent, Great, Good, and In Need of Support and Improvement. Bennington as a District is classified as Excellent as well as Anchor Pointe Elementary, Bennington Elementary, Pine Creek Elementary, Bennington Middle School and Bennington South Middle School. Bennington High School, Heritage Elementary, and Stratford Elementary are classified as Great schools.

Bennington Public Schools

Curriculum & Assessments Report

December 11, 2023

Attachment V-A.5

- ❖ The District is participating in the Nebraska Student-Centered Assessment System (NSCAS) Winter Testing during the months of December and January. Students in Grades 3-8 will complete these assessments. Students in grades K-2 will complete MAP Testing.
- ❖ Elementary Winter Benchmark Tests for Reading and Math for Grades K-2 began November 27th until winter break begins in December. Absent students may make up assessments after the Winter Break as needed.

Curriculum

- ❖ The 9-12 English Language Arts Committee continues its work to review the updated Nebraska English Language Arts Standards. All English teachers at the high school have begun the work of examining the current curriculum, aligning it with the updated state standards, and studying best practices in their field. They will meet again on December 12th.
- ❖ Preschool Curriculum will be reviewed through the 2023-2024 school year. Bennington is working with ESU#3's Early Childhood Consultant to plan and work through the process with our Early Childhood staff. They will continue their work on December 8th.
- ❖ The District's grade level teams for Amplify CKLA Implementation met on either November 16th or 20th. They reviewed implementation progress by looking at assessment and grading and pacing of materials. This covered both review of the first semester and planning for the second semester. On December 11th, grade level teams for grades 3, 4, and 5 will look at vertical alignment of topics and skills.

Professional Development

- ❖ January 2nd will focus on learning opportunities for teachers and administrators. The day will include:
 - The morning will offer two sessions at 9:00 and 10:30 AM with more than 40 sessions to choose from for teachers and administrators on Curriculum, Instruction, Technology, Personal Wellness, Student Mental Health, Standards, and many more topics.
 - The afternoon will offer time for building level meetings and preparation for the spring semester.

Superintendent Report

December 2023

Annual Report

With the recent release of statewide NSCAS scores, we're excited to present the district's Annual Report to all residents. This report delves into key aspects of our district, encompassing demographics, academic achievements, financial details, and highlights from the 2022-23 school year. It's important to note that this report reflects the previous academic year due to the timing of data received from the Nebraska Department of Education. Despite this delay, we believe the Annual Report serves as a valuable resource, offering insights into the dedication and accomplishments of our district.

Housing Count

Each year Bennington Public Schools engages in a house counting process that is used as yet another data point for projections on what potential student enrollment could be for the upcoming school year. The process involves driving through all the district neighborhoods, counting the number of houses in each subdivision. Once we compile these numbers, we analyze the student-per-household ratios for each area. These calculations play a crucial role in refining our enrollment predictions for each subdivision, taking into account the potential addition of new homes over the next year. This comprehensive process is slated to occur throughout December and January.

Snow Day Information

A newsletter is going out to all district families with snow day information along with a question/answer section. It outlines all the avenues that a snow day will be communicated, the unique set-up of our district, and that parents may always keep their children at home when they disagree with the decision to call off school. A few quick highlights include:

- We will NOT plan to have any student “e-learning days”. If a snow day is called, it will be a snow day for both students and staff.
- We WILL utilize two-hour late starts throughout the year. To be honest, these will be harder to call because there are so few schools in the surrounding area that have the ability to use this option, which creates a lot of pressure to either call school off or not.
- At times throughout the year, we may need to cancel school due to a “cold day”. These days are very difficult to predict as there is often pressure that comes when other local schools begin to cancel. But please keep in mind that each district does not have the same set of variables including buses that can be plugged in at night, walking distance for students, and the ability to have late starts.

Buildings Closed for Moratorium

All buildings will be closed for the winter break during the NSAA mandated moratorium. The moratorium runs from December 23rd to December 27th.

Legislative Session

Hard to believe, but the 2024 Legislative Session is in front of us. I wanted to remind the board about my involvement with the legislature. It has always been deemed important by the Board of Education that Bennington Public Schools is involved in legislative activities to ensure our voice is being heard at the state level. Julia Plucker from Kelly-Plucker will again be assisting the district as our eyes and ears within the unicameral this year. In addition, the positions I am currently on directly involved with the legislative process include:

- President-elect for GNSA
- NCSA Legislative Committee
- GNS Member

Included in your report is the 2024 Legislative Calendar. This outlines the days of session for the unicameral. A reminder, this year is the short session which will last up to 60 legislative days and end in early April.

NASB does have an upcoming Legislative Conference on January 22nd.

Bond Proposal Survey Results

The district sent out a postcard to the community to receive feedback on the potential bond proposal for a second high school. There were 11 questions that were asked on the survey. Stacy Hawn and I will provide a brief analysis of the results.

BPS Potential 2024 Bond Issue Community Survey

Executive Summary

Completed Surveys: 2,044

Results filtered to Only BPS Residents: 2,023

Demographic Questions

1. What age group do you fall into?

18-25	.50%	26-35	10.95%	36-45	48.27%	46-55	24.48%	56-65	8.08%	66+	7.73%
--------------	------	--------------	--------	--------------	--------	--------------	--------	--------------	-------	------------	-------

2. What is your gender?

Male	43.90%	Female	52.87%	Prefer not to Answer	3.22%
-------------	--------	---------------	--------	-----------------------------	-------

3. How long have you been a resident of the district served by Bennington Public Schools?

Less than 1 year	3.51%	6-10 years	31.44%	More than 15 years	19.72%
1-5 years	28.92%	11-15 years	16.41%	I don't live within BPS boundaries	0.00%

4. Which of the following best describes your relationship to Bennington Public Schools?

Parent of a current BPS Student	68.50%	BPS community member with child(ren) that will be BPS student(s)	3.50%
BPS community member	17.30%	BPS community member with child(ren) that was a BPS student(s)	5.50%
Current BPS employee	1.55%	Current BPS employee, parent & community member	3.65%

Survey Questions

5. Are you aware that Bennington Public Schools is considering a bond issue on March 12th, 2024 for construction of a second high school that would open in 2027-28?

Yes	88.56%	No	11.44%
------------	--------	-----------	--------

6. Bennington High School will be 200 students over capacity by the 2027-28 school year only factoring in current enrollment of 5th through 8th grade students. This moves the current high school to 117% capacity without any projected growth. Knowing this information, do you agree that Bennington Public Schools should build a new high school to accommodate the projected student growth?

Strongly Agree & Somewhat Agree	72.13%	Neutral	6.88%	Somewhat Disagree & Strongly Disagree	20.99%
--	--------	----------------	-------	--	--------

7. Based on current enrollment numbers, with no incoming students, Bennington High School will move to Class A by the 2025-26 school year. Staying with a single high school might limit the chances for students to make athletic teams or engage in various activities. How important is offering students more opportunities to participate in athletics and activities as available in two smaller Class B high schools?

Very Important	46.98%	Somewhat Important	27.50%	Not Important	25.52%
-----------------------	--------	---------------------------	--------	----------------------	--------

BPS Potential 2024 Bond Issue Community Survey Executive Summary

8. Bennington High School will need to begin using portable classrooms located in the parking lot north of the high school to accommodate core instructional classes beginning with the 2027-28 school year. Do you believe that the use of portable classrooms will have a positive or negative impact on the education and opportunities for Bennington High School students?

Extremely Positive & Somewhat Positive	10.58%	Neutral	41.20%	Somewhat Negative & Extremely Negative	48.22%
---	--------	----------------	--------	---	--------

9. How would you rate the need for Bennington Public Schools to add a second high school?

Great Need	55.80%	Some Need	28.20%	No Need	16.01%
-------------------	--------	------------------	--------	----------------	--------

10. The levy impact of the bond issue proposal to build a second high school has been reduced by 51% from the 2022 bond proposal down to 4.9 cents per \$100 in valuation. This proposal would result in a potential property tax increase of \$147 annually on a \$300,000 home (\$12.25 monthly). Knowing that, will you support such a bond issue?

Yes	56.60%	No	26.35%	Unsure	17.05%
------------	--------	-----------	--------	---------------	--------

11. How likely are you to attend a community meeting to learn more about the proposed bond issue?

Extremely Likely & Likely	39.87%	Unsure	28.83%	Not Likely & Not at all	31.30%
--------------------------------------	--------	---------------	--------	------------------------------------	--------

Questions, Concerns & Comments (# of Tallies)

1. Taxes are already high in BPS (221)
2. This bond issue is needed (109)
3. BPS needs to work on paying down current bond debt (76)
4. Bennington needs more businesses, better roads and traffic lights (70)
5. Too much of a focus on athletics (63)
6. BPS needs to manage their money better, use what we have, and be transparent (53)
7. Schools are too close, worry about boundaries and too much traffic in one area (27)
8. Portables will be fine to use (27)
9. Build onto the current high school (20)
10. The design of the new high school is too fancy (16)

BPS Potential 2024 Bond Issue Community Survey

Executive Summary

Observations

1. Would support a bond issue with a proposed increase of 4.9 cents per \$100 valuation
 - a. **What age group do you fall into?**
 - i. Of the 10 respondents that are 18-25 years old, 40.00%
 - ii. Of the 221 respondents that are 26-35 years old, 57.92%
 - iii. Of the 974 respondents that are 36-45 years old, 67.56%
 - iv. Of the 494 respondents that are 46-55 years old, 52.43%
 - v. Of the 163 respondents that are 56-65 years old, 30.06%
 - vi. Of the 156 respondents that are 66+ years old, 28.85%
 - b. **What is your Gender?**
 - i. Of the 886 men who completed the survey, 54.85%
 - ii. Of the 1,067 women who completed the survey, 60.45%
 - c. **How long have you been a resident of BPS?**
 - i. Of the 71 respondents that have lived in Bennington for less than 1 year, 61.97%
 - ii. Of the 585 respondents that have lived in Bennington for 1-5 years, 53.33%
 - iii. Of the 636 respondents that have lived in Bennington for 6-10 years, 58.02%
 - iv. Of the 332 respondents that have lived in Bennington for 11-15 years, 63.86%
 - v. Of the 399 respondents that have lived in Bennington for more than 15 years, 52.13%
 - d. **What is your relationship to BPS?**
 - i. Of the 1,370 respondents that are parents of a current BPS student, 65.91%
 - ii. Of the 70 respondents that are a community member with future BPS students, 60.00%
 - iii. Of the 110 respondents that are a community member with past BPS students, 39.09%
 - iv. Of the 346 respondents that are a community member, 19.65%
 - v. Of the 31 respondents that are a current BPS employee, 83.87%
 - vi. Of the 73 respondents that are a current BPS employee, parent & community member, 84.93%

Surveys Completed from multiple avenues

- Parent Newsletter, Email, Text - 45.45%
- Postcard - 37.13%
- Website - 13.45%
- Staff Newsletter - 3.8%
- Paper/In Person - 0.15%

2024 Legislative Session*

Sun	Mon	Tues	Wed	Thur	Fri	Sat
January						
	1	2	3	4	5	6
			DAY 1	DAY 2	DAY 3	
7	8	9	10	11	12	13
	DAY 4	DAY 5	DAY 6	DAY 7	DAY 8	
14	15	16	17	18	19	20
	HOLIDAY	DAY 9	DAY 10	DAY 11	DAY 12	
21	22	23	24	25	26	27
	DAY 13	DAY 14	DAY 15	DAY 16	DAY 17	
28	29	30	31			
	RECESS	DAY 18	DAY 19			

Sun	Mon	Tues	Wed	Thur	Fri	Sat
February						
				1	2	3
				DAY 20	DAY 21	
4	5	6	7	8	9	10
	DAY 22	DAY 23	DAY 24	DAY 25	RECESS	
11	12	13	14	15	16	17
	DAY 26	DAY 27	DAY 28	DAY 29	RECESS	
18	19	20	21	22	23	24
	HOLIDAY	DAY 30	DAY 31	DAY 32	DAY 33	
25	26	27	28	29		
	RECESS	DAY 34	DAY 35	DAY 36		

Sun	Mon	Tues	Wed	Thur	Fri	Sat
March						
					1	2
					RECESS	
3	4	5	6	7	8	9
	DAY 37	DAY 38	DAY 39	DAY 40	RECESS	
10	11	12	13	14	15	16
	RECESS	DAY 41	DAY 42	DAY 43	DAY 44	
17	18	19	20	21	22	23
	DAY 45	DAY 46	DAY 47	DAY 48	RECESS	
24	25	26	27	28	29	30
	DAY 49	DAY 50	DAY 51	DAY 52	RECESS	
31						

Sun	Mon	Tues	Wed	Thur	Fri	Sat
April						
	1	2	3	4	5	6
	RECESS	DAY 53	DAY 54	DAY 55	DAY 56	
7	8	9	10	11	12	13
	RECESS	DAY 57	DAY 58	DAY 59	RECESS	
14	15	16	17	18	19	20
	RECESS	RECESS	RECESS	DAY 60		
21	22	23	24	25	26	27
28	29	30				

Federal & State Holidays

January 15 – Martin Luther King Jr. Day
 February 19 – Presidents' Day

Legislative Recess Days

January 29
 February 9, 16, 26
 March 1, 8, 11, 22, 29
 April 1, 8, 12, 15, 16, 17

*The Speaker reserves the right to revise the session calendar.

Curriculum & Americanism Committee Notes
November 13, 2023
Main Board Room

The Curriculum & Americanism Committee of the Bennington Board of Education met on November 13, 2023, at 5:30 PM in the Main Board Room. Board members present were Kara Neuverth, Kristi Ryan, and Steve Shannon. The administrators in attendance were Dr. Plas, Dr. Thoendel, and Dr. Hoge. The Curriculum Committee (Committee) met for the fourth time this school term to review the Social Studies Curriculum per the Nebraska Revised Statute 79-724. This meeting was held in public and properly posted in advance of the meeting.

Dr. Hoge shared a presentation about Bennington's Social Studies Curriculum including specifics aligned with 79-724. She also highlighted the instruction about specific holidays and the patriotic celebrations at the different levels of elementary, middle, and high school. The graduation requirement to attend a meeting of a public body was also presented. Finally, Dr. Hoge reviewed required content and concepts and the grades and courses these are covered during.

Once each school year, the Curriculum & Americanism Committee must accept public comments on the Social Studies Curriculum. Public comments were accepted following the presentation.

The meeting adjourned at 5:47 PM with the agreement that the next meeting would be held on Monday, December 11th at 5:00 PM prior to the regular Board of Education Meeting.

**Curriculum & Americanism Committee Notes
November 27, 2023
1940 Board Room**

The Curriculum & Americanism Committee of the Bennington Board of Education met on November 27, 2023, at 5:30 PM in the 1940 Board Room. Board members present were Kara Neuverth, Kristi Ryan, and Steve Shannon. The administrators in attendance were Dr. Plas, Dr. Thoendel, and Dr. Hoge. The Curriculum Committee (Committee) met for the fifth time this school term to review Personnel and Curriculum Proposals with special attention on low-cost and/or priority proposals identified by the administration for the 2024-2025 school year.

Dr. Plas initiated the meeting by sharing that no further updates are currently available for the 2024-25 school year budget. Additional budget information becomes available during the months of January through March. Dr. Hoge followed by providing a summary of proposals that were identified as low-cost. Twenty-four proposals were presented for a personnel cost of \$53,564 and a curriculum cost of \$33,080. The total cost of the proposals reviewed was \$86,644. The Committee asked for clarifications and held discussions regarding the proposals.

The following proposals received Committee support and will be presented to the Finance Committee for consideration of financial commitment. With agreement from both committees, the outlined proposals will be presented for School Board approval during the December 11, 2023, regularly scheduled meeting.

Proposal Number	Name	Description	Personnel Costs	Curriculum Costs
27	Paraprofessional Training	Build a system of onboarding and continuing training for paraprofessionals.	\$14,000	\$0
32	Separate MS Girls' Wrestling Teams	Split the MS Girls' Wrestling Program, so that each school will have its own coaches.	\$3,785	\$0
29	MS Play Production II	Add another Exploratory Course for 8th Graders by creating a second level course for Play Production.	\$0	\$0
31	BMS Leadership Academy	Offer a Leadership Academy at BMS during Guided Study for Selected Students	\$0	\$0
46	Change Basic Math Progression	Revise Curriculum	\$1,500	\$5,000
10	Adjust Trigger System for MS T&L and PE	Reconsider the new trigger system for staff needs in MS T&L and PE	\$0	\$0
50	Increase Hourly Rate for Summer Strength Pay	Increase the Hourly Rate From \$10.50 to \$12/Hour - There is no change to the total \$ available.	\$0	\$0
TOTAL PROPOSED EXPENDITURES			\$19,285	\$5,000

The remainder of the low cost proposals were put on hold for further consideration and follow-up dialogue with the building level administration. The Committee asked for additional information on how certain proposals might impact school operations and consistency in programming between buildings. Dr. Hoge will gather more details from building administrators before the next meeting.

The Committee reviewed the Library Procedural Manual and discussed a possible update on procedures regarding the frequency of book challenges. It was decided that further reflection was needed before a determination could be recommended.

The meeting adjourned at 7:37 PM with the agreement that the next meeting would be held on Monday, December 11th at 5:00 PM.

Building and Finance Committee Notes
November 29, 2023
1940's Conference Room

The Building and Finance Committee ("Committee") of the Bennington Board of Education ("BOE") met on November 29, 2023, at 5:30 PM in the 1940's conference room at the district office. Board members present were Allyson Slobotski, Jeremy Dick, and Tim Dreessen. Administrator in attendance was Aaron Plas. Five staff members from the Bennington Education Association were present for the beginning of the meeting. The Committee met for the ninth time this school term.

The Committee successfully concluded negotiations with the Bennington Education Association (BEA) and outlined a strategy to finalize Negotiated Agreement language before the December BOE meeting.


The Committee evaluated the Curriculum Committee's recommendations for the seven lower-cost personnel proposals, reviewed the potential budget for the 2024-25 school year, and unanimously approved the allocation of necessary funds for proposals recommended by the Curriculum Committee.

Discussions centered around the Authorization to Proceed with Schematic Design and Design-Development phase document provided by DLR for the proposed second high school. There was a thorough discussion about the district's lack of willingness to incur large payments before a bond referendum approval. The committee requested Dr. Plas to collaborate with DLR to formulate a final plan for presentation to the group.

Discussions also focused on the project scope language that will be used to amend the contract with Hausmann Construction if the bond proposal receives approval.

Lastly, conversations took place regarding the optimal approach for an additional student day on the 2023-24 school calendar. It was unanimously agreed that Dr. Plas should work with staff to finalize a plan and bring it to the BOE at the January meeting for discussion and consideration.

The meeting adjourned at 6:50 PM. The next meeting date and time were yet to be determined.



Foundation

“To enrich teaching, inspire learning, maximize opportunities and promote excellence in education for all students.”



**Board of Education
Presentation
December 2023**



We leverage the community to generate resources, build relationships and make strategic program investments to the benefit of our students, educators and schools of Bennington.



Blake Thompson
Executive Director



Megan Schafersman
Community Relations
Program Coordinator



Hayley Minchow
Education Program
Coordinator



Faith Dawson
Education Program
Coordinator



Megan Detjens
Program Coordinator
Office Manager



Our Impact

Our Impact This Year

Schools Served

8

Focus Programs Served

14

Students Empowered

4,160

Teachers & Staff Supported

521

Financial Impact

\$3M



Board of Directors



Chris Reiner
President

Executive Committee
Finance/Development



Kim Rohe

Vice President

Executive Committee
Programs



Whitney Fagan

Secretary

Executive Committee
Programs
ASK



Jason Limbach

Treasurer

Executive Committee
Finance/Development



Kristi Thornton

Member at Large
Finance/Development
Scholarship



Tara Gufford

Member at Large
Events
ASK



Kristi Ryan

School Board Liaison
Programs



Michelle Miller

Member at Large
Finance/Development
ASK



Dee Clark

Member at Large
Scholarship
Events



Dr. Aaron Plas

District Superintendent
Ad Hoc Committee



**Fundraising partner of Bennington Public Schools.
We leverage the community to support students and educators
through the following programming:**



PROGRAMS

- Classroom Grants
- Teacher Professional Development & Tuition Reimbursement
- Project/One-Time Funding
- TeamMates Mentoring
- All Star Kids Before & After School Program
- AP Test Reimbursement
- Words for Thirds
- Summer School Book Incentive
- Senior Life Track Survey
- BPS Alumni Association

STUDENT & FAMILY INFLUENCE

- Student Needs Fund
- Student & Family Impact
- Study Centers
- Senior Scholarships





**GET ASSISTANCE &
STAY CONNECTED:**



BenningtonSchoolsFoundation.org





LATEST HIGHLIGHTS

Classroom Grants

Record Applications


\$16K Awarded in Fall 2023

\$380,000+ awarded since 2008

LATEST HIGHLIGHTS

Project One-Time Funding





LATEST HIGHLIGHTS

Words for Thirds

Bennington Lions Club Partnership

400+ 3rd Graders District Wide

LATEST HIGHLIGHTS
Scholarships

\$120K Budgeted for 23/24
\$600,000 awarded since 1992





**Next Alumni Event:
Basketball Season Social
Saturday, January 27, 2024**





Events



Friday, January 26, 2024
New event!



Saturday, March 23, 2024
Kick off to Spring Break!



Vision/Goals

B **Strategic Plan**
Starting December 2023 and running through Summer 2024. Focusing on governance and the next 5 years.

P **Increase Awareness**
Raising awareness of the impact the BPSF has on the district. Knowing our capacity and sharing it with others

S **Growing Our Bandwidth**
Making the largest impact possible on the BPS District. Growing our give back to the district.



Vision/Goals



HAPPY HOLIDAYS FROM
OUR STAFF & BOARD OF DIRECTORS

Bennington High School



Freshman Success Programming
Bennington Board of Education
December 11, 2023



History & Research of Freshman Success

- MOEC districts were encouraged to participate in the University of Chicago Consortium of Research in 2021. **Gretna, Millard, Elkhorn, Ralston, Bellevue, Papillion LaVista were participating districts.**
- The most important finding from this report was that **failures during the first year of high school make a student much less likely to graduate.** The first semester of freshman year is critical to establish success.
- **Achievement is not the sole indicator for success.** Students with strong achievement fail to graduate, and many students who have demonstrated weaker achievement succeed in graduating.
- The particular school a student attends plays a large role in whether the student is on-track. **This suggests that school climate and structure play a significant role in whether students succeed in high school.**
- **9th Grade GPA - specifically 2.0** (a C average or lower) was a more consistent predictor of high school graduation than standardized test scores.
- Students who fall behind (off-track) on graduation credits during freshman year spend additional time or course slots making up the credits instead of being in elective classes.
- Support structures during the school day and extracurricular involvement outside of the school day are crucial to the success of ALL students, but freshman students experience the most benefits.

Rationale & History of Freshman Success Programming

- **2019-2020 (COVID)**
 - Spring grades were Pass/Fail due to the Pandemic.
- **2020-2021 (Remote Learning Option)**
 - Algebra - 70 total F's (between 12-16%)
 - English - 27 total F's (between 5-7%)
 - Physical Science - 17 total F's (between 2-5%)
- **2021-2022**
 - Algebra - 44 total F's (7-10%)
 - English - 26 total F's (4-7%)
 - Physical Science - 55 total F's (8-12%)

Freshman Study Halls

Structure & Expectations

- 12 study halls in 2023-24
- # of students in the study hall does not exceed 30
- Phones are checked in by students
- Library access is available after 1st Quarter
- Teacher access to grades / NEBSIS
- 21st Century Skills:
 - Communication / Advocacy
 - Organization / Prioritization
 - Ownership / Follow-through

Weekly Schedule

Monday: Email, Grade Checks, & Organization

Tuesday: Read for AR points (English)

Wednesday: Moodle (English)

Thursday: English Vocabulary Quiz Prep

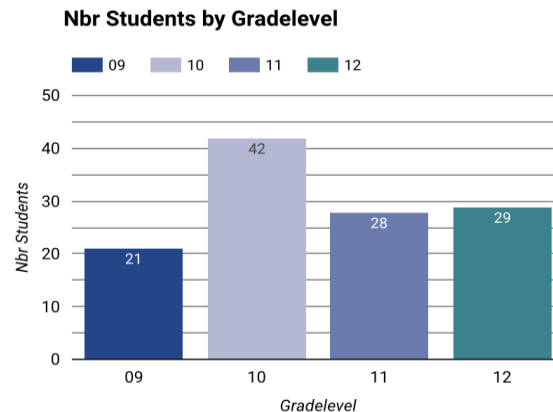
Friday: Pre-organization for next week - tests, projects, retakes.

SUPPORTS & CURRICULUM ADOPTIONS

- **Co-Teaching**
 - Addressing student needs in English and Math with an additional special education teacher in designated course sections in grades 9-12.
- **Summer School Staffing**
 - Increasing the number of staff members available to assist students during June. Moving the teacher / student ratio from 20 / 1 to 10 / 1.
- **Summer School - Algebra**
 - Creation of condensed Algebra curriculum with essential objectives and assessments.
- **Pre-Algebra / Math Study Hall / Foundations Courses**
 - Available to students who failed Algebra, multiple MS hexters, and below average MAP scores.
- **Academic Coach / AM & PM Study Centers**
 - Before school & after school assistance for Math, Science, & English.
- **Transition Meetings w/ Middle School Staff & 4-Year Plans w/ Counselors**
 - Spring / Summer staff collaborations to identify students with the appropriate placement.

Current Data & MTSS Programming

- 22-23 School Year:
 - AM Study Center- 22% of students were 9th grade
 - PM Study Center- 36% of students were 9th grade
 - 20 minutes of Advisory one day per week.
- 23-24 School Year:
 - Increased our Advisory time by 300 minutes
 - Incorporated Flex Scheduler through NebSIS
 - Teachers have the ability to request students and students can request teachers
 - Focus is assignment completion, re-teaching, assessment prep



***9th Grade Goal - 13.5% or less of students will be failing 1+ courses**

As of 12/2: 7.9% of students are failing 1+ courses

As of 12/2: 11.7% of students are failing 1+ courses

Early Warning Systems & PST Process



How is a student referred to MTSS?

- Complete the [MTSS Student Referral Form](#)

What happens after a student is referred?

- Collect feedback from all teachers. (Strengths, concerns, current grade, etc.)
- The determination of whether or not the student is referred to the PST (Problem Solving Team) process will be based on other teacher feedback and our Early Warning System data. [EWS](#)

[Indicators](#)

Who is part of a students' Problem Solving Team?

- At least two teachers
- Administration
- Guidance Counselor
- School Psych
- Behavior Interventionist
- Kathryn Sindelar- Student Services & SPED representative

Course Performance	GPA	Credits	Attendance	Discipline Referrals	Academic Referrals	Overall
On-Track	On-Track	On-Track	On-Track	On-Track	On-Track	6
On-Track	On-Track	On-Track	On-Track	On-Track	On-Track	6
On-Track	On-Track	On-Track	On-Track	On-Track	On-Track	6
Off-Track	On-Track	On-Track	At-Risk	At-Risk	On-Track	10
On-Track	On-Track	On-Track	At-Risk	On-Track	On-Track	7
At-Risk	On-Track	On-Track	On-Track	At-Risk	On-Track	8
At-Risk	On-Track	On-Track	On-Track	On-Track	On-Track	7
On-Track	On-Track	On-Track	On-Track	On-Track	On-Track	6
On-Track	On-Track	On-Track	On-Track	On-Track	On-Track	6
At-Risk	On-Track	On-Track	At-Risk	On-Track	On-Track	8

NEXT STEPS & CHALLENGES

- Quarterly meetings with our Freshman Study Hall teachers to review procedures, set goals, and discuss student progress.
- PST Managers who coordinate meetings and communicate interventions for students who need supports.
- Continuing to develop and refine our PST Process / Advisory Period.
- Consider bringing in only Freshmen for the 1st day of school.
- Continued growth could lead to challenges in having enough teachers OR space available to have Freshman Study Hall, Foundations Math, and Guided Study Halls.

QUESTIONS



A. Discuss, Consider, and Take Action on District Purchases

The Building/Finance Committee met on October 24th to discuss potential district purchases. These discussions included maintenance contracts, district repairs, and activity contracts. At the conclusion, the Building and Finance Committee is recommending the following be approved for purchase:

Building	Description	Cost	Fund	Vendor	General Notes
High School	HJ/PV Mats	\$30,300	General	UCS	The high jump and pole vault mats are over 15 years old, and have significant deterioration causing some safety concerns.
Total Costs	General Fund – \$30,300				

Multiple bids were acquired when on this item. These bids were reviewed by the Building/Finance committee. The Building/Finance committee is unanimously recommending the approval of these purchases.

B. Discuss, Consider, and Take Action on Curriculum and Personnel Proposals

The Curriculum Committee met on November 27th to continue the process of determining which curriculum and personnel proposals to recommend for the 2024-25 school year. There were 51 proposals this year for consideration. Being cognizant the 2024-25 budget is going to have a large reduction in state aid, the Curriculum Committee spent additional time evaluating proposals that came at a lower cost. The Committee intends to address the higher cost proposals when the 2024-25 budget situation becomes clearer. The Curriculum Committee is recommending the following proposals for approval:

Proposal Number	Name	Description	Personnel Costs	Curriculum Costs
27	Paraprofessional Training	Build a system of onboarding and continuing training for paraprofessionals.	\$14,000	\$0
32	Separate MS Girls' Wrestling Teams	Split the MS Girls' Wrestling Program, so that each school will have its own coaches.	\$3,785	\$0
29	MS Play Production II	Add another Exploratory Course for 8th Graders by creating a second level course for Play Production.	\$0	\$0
31	BMS Leadership Academy	Offer a Leadership Academy at BMS during Guided Study for Selected Students	\$0	\$0
46	Change Basic Math Progression	Revise Curriculum	\$1,500	\$5,000
10	Adjust Trigger System for MS T&L and PE	Reconsider the new trigger system for staff needs in MS T&L and PE	\$0	\$0
50	Increase Hourly Rate for Summer Strength Pay	Increase the Hourly Rate From \$10.50 to \$12/Hour - There is no change to the total \$ available.	\$0	\$0
TOTAL PROPOSED EXPENDITURES			\$19,285	\$5,000

The estimated cost for these positions is \$24,285. These positions would be allocated from the 2024-25 General Fund budget.

The Curriculum Committee is unanimously recommending the approval of these proposals. The Committee will review the remaining 42 proposals and rank them for future additions as funds are released from the Building/Finance Committee.

December 11, 2023

Bennington Board of Education:

We are pleased to share an update of the EHA Wellness program with the Board. The Wellness Committee has attempted to continue providing support and motivation to keep holistic wellness at the forefront of our staff's mind, we are proud of what we have been able to achieve in the past year.

This year marks our 13th year partnering with the Educators Health Alliance (EHA) to provide a health and wellness program to our staff. While EHA's wellness program is extended to 270+ districts and ESUs across the state, we have been reminded repeatedly - from people both inside and outside our district - that the opportunities we extend to our staff are very unique and make Bennington an outlier when it comes to participation, perception, and results. As always, please keep in mind that our membership to the EHA Wellness program comes free of cost to the district staff and their spouses, that our staff-funded, in-district wellness team (11 members) is organized and ran on a completely volunteer basis, and, finally, that the results we have seen and recognition we have received is completely due to the participation our staff has been willing to provide and the culture they have continued to foster for 13 years now.

Since last year's reports, we have increased our participation number from 462 employees and spouses to **506** - a 9.5% increase. The Wellness Team is planning several in-house activities for the winter and spring. With these challenges - either provided by EHA or in-house - our staff has the opportunity to win gift cards for participating and complete the challenge. Through our annual t-shirt sale, our wellness team is able to provide many of these challenges to our staff for free while still having incentives available to earn. We are also fortunate to have received a **\$1605** grant for our participation and completion rate in EHA's Elevate program. This grant, again, goes 100% back into our staff for the year that follows, allowing us to continue to provide incentives and prizes to those on staff participating.

By participating and completing the requirements for EHA's Elevate program, a staff member can earn a \$25 Visa gift card for completing a Personal Health Assessment (PHA) during the year, as well as an additional \$150 Visa gift card if they are able to: (a) complete 3 EHA Wellness challenges; (b) complete their PHA; and (c) share the results of their PHA with a doctor. This past year, we had **103** staff members complete all requirements.

As we move forward into 2024, we will be planning additional challenges unique to Bennington. The Team will be meeting to complete planning for the spring.

This Bennington Wellness Team's work of advocating and leading the District's efforts to provide support and motivation specifically related to health is essential. As our district continues to grow, one of our biggest challenges remains our ability to maintain a welcoming and supportive network for all staff members to freely participate in and benefit from. The leadership has moved back to the District Office, but it is still a challenge to manage. It is an important benefit for our employees and supports having healthy employees.

Sincerely,

Your District Wellness Team

Dee Hoge, Jocelyn Suing, Brandon Mimick, Nic Laue, Teresa Rischling, Shelley Lampe, Abbie Witherbee, Jessica Ehlers, Alex Bottorff, Christine Denker, and Andrew Keane

**ACKNOWLEDGMENT OF RECEIPT OF
NOTICE OF MEETING**

The undersigned Members of the Board of Education of Douglas County School District 0059 (Bennington Public Schools), in the State of Nebraska, hereby acknowledge receipt of advance notice of a meeting of the Board of Education of said District and the agenda for such meeting held at _____ o'clock P.M., on December 11, 2023 at _____, in Bennington, Nebraska.

DATED December 11, 2023

I hereby certify that _____ was absent from the meeting but that, to my personal knowledge, such member(s) received advance notice of the meeting and agenda.

Board Secretary

MINUTES OF MEETING

A meeting of the Board of Education (the “Board”) of Douglas County School District 0059 (Bennington Public Schools), in the State of Nebraska (the “District”), was convened in open and public session at _____ o’clock, P.M. on December 11, 2023, at _____, in Bennington, Nebraska. Present were: _____
_____. Absent were: _____.

Notice of the meeting was given in advance thereof by (posting) (publication), one of the District’s designated methods for giving notice, a copy of the (certificate of posting) (proof of publication) being attached to these Minutes. Notice of this meeting was given in advance to all members of the Board and a copy of their Acknowledgment of Receipt of Notice is attached to these Minutes. Availability of the Agenda was communicated in the advance notice and in the notice to the members of this meeting. The President publicly stated at the beginning of the meeting to all in attendance that a current copy of the Nebraska Open Meetings Act was available for review and indicated the location of such copy in the room where the meeting was being held. All proceedings of the Board were taken while the convened meeting was open to the attendance of the public.

Member _____ offered the following resolution and moved its passage and adoption:

RESOLUTION

BE IT RESOLVED BY THE BOARD OF EDUCATION (THE “BOARD”) OF DOUGLAS COUNTY SCHOOL DISTRICT 0059 (BENNINGTON PUBLIC SCHOOLS), IN THE STATE OF NEBRASKA (THE “DISTRICT”) AS FOLLOWS:

Section 1. The Board hereby finds and determines that the District is fully organized as a Class III School District under Chapter 79, Reissue Revised Statutes of Nebraska, 2014, as amended, embracing territory having a population of not more than one hundred fifty thousand inhabitants and maintaining both elementary and high school grades under the direction of a single board of education.

Section 2. The Board further finds and determines that it is necessary that funds be provided for the purpose of paying the costs of constructing, acquiring and improving District facilities, which shall include a new high school building and related facilities, providing for necessary furniture, technology, and apparatus for such building, facilities, and additions; for such purposes it will be necessary to issue bonds of the District in one or more series in the total principal amount not to exceed \$119,000,000; and that a proposition for the issuance of bonds for such purpose has not been submitted to the electors of the District within six months preceding the date of the election called for by this resolution.

Section 3. It is hereby ordered that a special election is hereby called and shall be held within the District on March 12, 2024, at which election there will be submitted to the qualified voters of the District for approval or rejection of the following proposition:

“Shall Douglas County School District 0059 (Bennington Public Schools), in the State of Nebraska, issue the bonds of said District in the principal amount of not to exceed One Hundred Nineteen Million Dollars (\$119,000,000) for the purpose of paying the costs of constructing, acquiring and improving District facilities, which shall include a new high school building and related facilities, providing for necessary furniture, technology, and apparatus for such building, facilities, and additions; said bonds to be issued from time to time as may be determined by the Board of Education, to bear interest at a rate or rates to be determined by the Board of Education and to become due at such time or times as may be fixed by the Board of Education; and

“Shall the District cause to be levied and collected annually a special levy of taxes against all the taxable property in said District sufficient in rate and amount to pay the interest and principal of said bonds as the same become due?”

Section 4. The ballots to be voted upon and cast at said election shall have printed thereon the foregoing proposition, followed by the words: “FOR said bonds and tax” and “AGAINST said bonds and tax” following said proposition. Qualified electors voting in favor of said proposition shall blacken completely the oval opposite the words “FOR said bonds and tax” following said proposition, and qualified electors voting against said proposition shall blacken completely the oval opposite the words “AGAINST said bonds and tax” following said proposition.

Section 5. Notice of said election shall be given to the qualified electors of said District at least twenty (20) days prior to such election and copy of the sample ballot shall be published one time not more than ten (10) days nor less than three (3) days prior to the election, such notice and sample ballot to be published in the *The Daily Record*, a legal newspaper of general circulation in said District, and each of the Secretary of the District or Superintendent of Schools be and hereby is directed to cause such notice and sample ballot to be published.

Section 6. The form of ballot and form of special notice of said bond election shall be substantially in the form submitted to this meeting (with any changes as may be necessary or advisable based on information provided by the Election Commissioner or bond counsel), a copy of which forms shall be made a part of the minutes. The Secretary of the District or Superintendent of Schools each is hereby authorized and directed, in conjunction with the Election Commissioner conducting the election, to arrange for the printing of the necessary ballots for said election and to do all other things and take all other action appropriate or necessary in order to cause said proposition to be submitted to the qualified electors of the District as provided herein. The Secretary of the District or Superintendent of Schools shall furnish the final form of ballot to the Election Commissioner not less than fifteen (15) days prior to the date of the special election.

Section 7. Said election shall be conducted in accordance with Section 10-701 et seq., R.R.S. 2012, as amended, and the Election Act. Pursuant to Section 32-952 of the Election Act it is determined that such special election is to be conducted by mail and the Election Commissioner shall submit to the Secretary of State of Nebraska a written plan for the conduct of the election on the question of issuing the Bonds in accordance with the Election Act.

Section 8. The Secretary of the District or Superintendent of Schools each is authorized and directed to certify a copy of this Resolution to the Election Commissioner of Douglas County (which County contains the greatest number of electors in the District entitled to vote on the above proposition) no later than January 19, 2024, which Election Commissioner shall conduct the election as provided by law. The District does hereby agree to reimburse said Election Commissioner for the expenses of conducting the election. Ballots for voting by electors in counties other than Douglas County shall be certified across county lines and voted, counted and canvassed as provided by law.

Section 9. The Election Commissioner is authorized and directed to make all necessary arrangements for submitting said proposition at such election and to mail ballots to the registered voters as provided by law.

The foregoing resolution having been read in its entirety, Member _____ seconded the motion for its passage and adoption. After consideration, the roll was called and the following members voted in favor of the passage and adoption of said resolution:

_____. The following members voted against the same:
_____. The passage of said resolution having been consented to by a majority vote of the members of the Board of Education, the President declared the resolution duly passed and adopted.

Secretary

President

**NOTICE OF ELECTION
DOUGLAS COUNTY SCHOOL DISTRICT 0059
(BENNINGTON PUBLIC SCHOOLS)
IN THE STATE OF NEBRASKA**

Public notice is hereby given to the qualified electors of Douglas County School District 0059 (Bennington Public Schools), in the State of Nebraska, that at a special election called and to be held on March 12, 2024, there shall be submitted to the qualified electors of the District the following proposition:

“Shall Douglas County School District 0059 (Bennington Public Schools), in the State of Nebraska, issue the bonds of said District in the principal amount of not to exceed One Hundred Nineteen Million Dollars (\$119,000,000) for the purpose of paying the costs of constructing, acquiring and improving District facilities, which shall include a new high school building and related facilities, providing for necessary furniture, technology, and apparatus for such building, facilities, and additions; said bonds to be issued from time to time as may be determined by the Board of Education, to bear interest at a rate or rates to be determined by the Board of Education and to become due at such time or times as may be fixed by the Board of Education; and

“Shall the District cause to be levied and collected annually a special levy of taxes against all the taxable property in said District sufficient in rate and amount to pay the interest and principal of said bonds as the same become due?”



FOR said bonds and tax



AGAINST said bonds and tax

Electors voting in favor of said proposition shall blacken completely the oval opposite the words “FOR said bonds and tax” following said proposition, and electors voting against said proposition shall blacken completely the oval opposite the words “AGAINST said bonds and tax” following said proposition.

Election by Mail

This election will be an election by mail. Each registered voter residing within the District will receive a ballot by mail at his/her address as it appears on the voter registration register; and therefore no polling places will be open for voting. Ballots will be mailed by the Election Commissioner of Douglas County between February 19, 2024 and March 2, 2024.

Voter Registration Deadlines

1. February 23, 2024: is the last day for mail-in registrations, registrar registrations, delivered registrations and agency registrations (3rd Friday prior to the election).
2. March 1, 2024: is the last day for in-person voter registration in the office of the Election Commissioner of Douglas County (6:00 p.m.).

Ballot Return Deadline

Voted ballots that are sealed in the “Return Identification Envelope” may be returned by one of the following means:

1. U.S. Mail: place \$0.66 postage on the envelope to mail the ballot back; or
2. Hand Delivery: deliver the ballot to the Election Commissioner of Douglas County at 12220 W. Center Road, Omaha, NE 68144, or to one of the Douglas County ballot drop box locations listed on http://votedouglascounty.com/early_voting.aspx#dropboxes.

NOTE: All ballots must be in the possession of the Election Commissioner of Douglas County no later than 5:00 p.m. on Election Day, March 12, 2024.

Douglas County Election Commissioner Information

Mailing Address and Location: 12220 W. Center Road, Omaha, Nebraska 68144

Phone: (402)444-8683

Fax: (402)444-4181

Email: questions@votedouglascounty-ne.gov

Regular Office Hours: 8:30 a.m. to 5:00 p.m., Monday through Friday, excluding holidays

BY ORDER OF THE BOARD OF EDUCATION OF SAID DISTRICT.

Secretary

President


District - PUBLISH - 4 Times (February 13, February 20, February 27, and March 5, 2024)

SAMPLE BALLOT

The Election Commissioner of Douglas County is conducting a special election for Douglas County School District 0059 (Bennington Public Schools). This is an election by mail; therefore, no polling places will be open for voting. The official date of the election is Tuesday, March 12, 2024. The deadline for receipt of voted ballots in the Douglas County Election Commissioner's office is Tuesday, March 12, 2024 at 5:00 p.m.

INSTRUCTIONS TO VOTER

The following are instructions on how to vote your ballot. Please follow these instructions precisely, otherwise, your ballot may not be counted.

1. Verify that there are initials of an election official at the bottom of the ballot.
 2. Verify that there are no voting marks on the ballot.
 3. Use a blue or black pen to mark the ballot.
 4. Fill in the oval completely () next to either "FOR said bonds and tax" or "AGAINST said bonds and tax". Circling or placing other marks outside of the oval will not suffice.
 5. Do not overvote or your vote will not be counted.
 6. Do not cross out or erase. If you make a mistake, write "VOID" across the face of the ballot and call the Douglas County Election Commissioner for instructions.
 7. After voting, insert the ballot into the *Return Identification Envelope* and then complete, sign and seal the *Return Identification Envelope*.
 8. Any person physically unable to sign the envelope must make his/her "mark" and have a witness write the voter's name and sign on the witness line below.
 9. Failure to complete and sign the *Return Identification Envelope* will cause the ballot to be rejected.
 10. Place postage on the envelope (\$0.66).
 11. Mail or deliver your ballot to the Election Commissioner of Douglas County, 12220 W. Center Road, Omaha, NE 68144 or to one of the Douglas County ballot drop box locations listed on http://votedouglascounty.com/early_voting.aspx#dropboxes. Your ballot must be in the possession of the Douglas County Election Commissioner by 5:00 p.m. on Tuesday, March 12, 2024.
 12. Contact the Election Commissioner of Douglas County at (402-444-8683) if you have any problems or questions.
-

OFFICIAL BALLOT

SCHOOL BOND ELECTION

**DOUGLAS COUNTY SCHOOL DISTRICT 0059
(BENNINGTON PUBLIC SCHOOLS)
IN THE STATE OF NEBRASKA**

TUESDAY, MARCH 12, 2024

“Shall Douglas County School District 0059 (Bennington Public Schools), in the State of Nebraska, issue the bonds of said District in the principal amount of not to exceed One Hundred Nineteen Million Dollars (\$119,000,000) for the purpose of paying the costs of constructing, acquiring and improving District facilities, which shall include a new high school building and related facilities, providing for necessary furniture, technology, and apparatus for such building, facilities, and additions; said bonds to be issued from time to time as may be determined by the Board of Education, to bear interest at a rate or rates to be determined by the Board of Education and to become due at such time or times as may be fixed by the Board of Education; and

“Shall the District cause to be levied and collected annually a special levy of taxes against all the taxable property in said District sufficient in rate and amount to pay the interest and principal of said bonds as the same become due?”



FOR said bonds and tax



AGAINST said bonds and tax

Electors voting in favor of said proposition shall blacken completely the oval opposite the words “FOR said bonds and tax” following said proposition, and electors voting against said proposition shall blacken completely the oval opposite the words “AGAINST said bonds and tax” following said proposition.

PUBLISH - 1 Time (Between March 2, 2024, and March 9, 2024)

CERTIFICATION OF RESOLUTION CALLING ELECTION

The undersigned Secretary of the Board of Education (the “Board”) of Douglas County School District 0059 (Bennington Public Schools), in the State of Nebraska (the “District”) hereby certifies that attached to this certificate is a true, correct and complete copy of a resolution (the “Resolution”) adopted by a majority vote of the members of the Board of the District at a meeting of said Board duly called and held on December 11, 2023, pursuant to published notice as required by law and at which a quorum was present. Such Resolution calls for a special election to be held on the question of issuing bonds on March 12, 2024. Such Resolution is in full force and effect and has not been modified.

The undersigned Secretary further certifies that:

- 1. Douglas County represents the county having the greatest number of electors entitled to vote on the question.
- 2. The territory of the District also includes electors residing in Washington County.
- 3. The Resolution designates the form of ballot for the question to be submitted at such election.
- 4. For information purposes, the form of notice of election and form of sample ballot which the District will publish are attached to the Resolution.

Dated this __ day of _____, 2023.

Secretary of the Board of Education of
Douglas County School District 0059

RECEIPT OF ELECTION COMMISSIONER

Receipt of the foregoing Certificate and attached Resolution on this __ day of _____, 2023, is hereby acknowledged.

**ELECTION COMMISSIONER OF
DOUGLAS COUNTY, NEBRASKA**

By: _____
Name/Title: _____

6227223.5

Bond Issue Proposal



High School #2



Project Team



DLR Group

Architecture Engineering Planning Interiors



D | A | **DAVIDSON**

The Strength of Advice®

HAUSMANN
construction



Final Information First

Bond Issue:

Total Bond Issue Proposal: \$119,000,000

Project:

Total Project Cost: \$128,518,118

- Bond Issue - \$119,000,000
- District Funds - \$9,518,118

Timeline:

Building Open for the 2027-28 School Year

Levy Impact:

Estimated Levy Impact will be 4.9 cents

- Bond Fund Increase of 6.7 cents
- QCPUF Fund Decrease of 1.8 cents



Project Goals



Goals

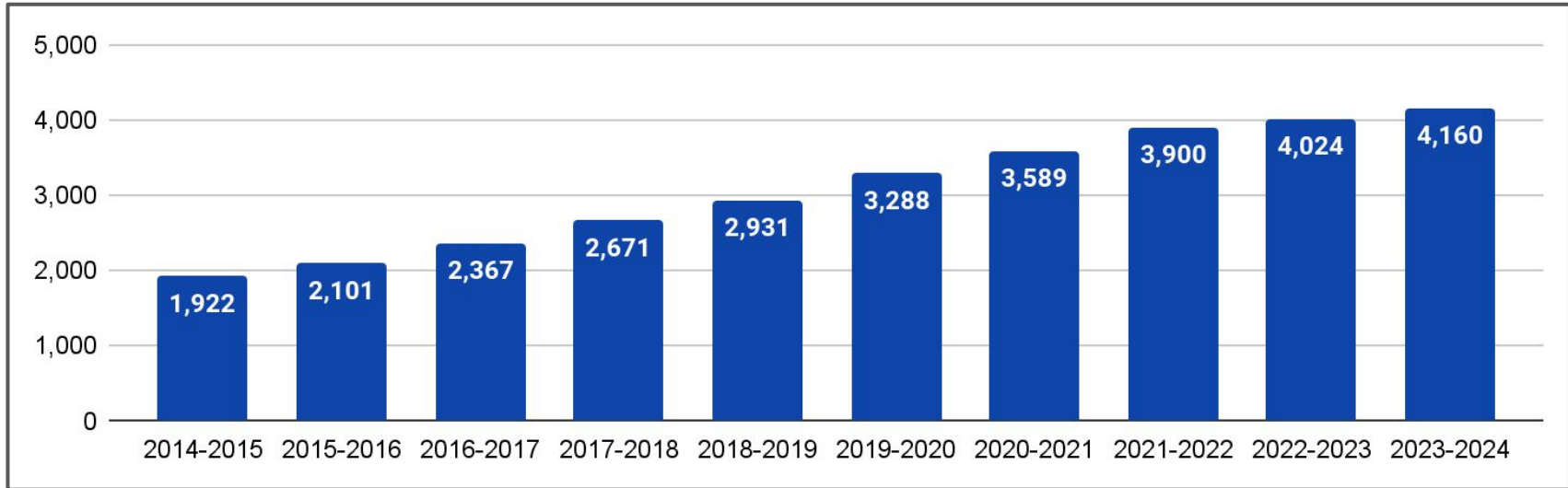
- Fairness between buildings
 - All BPS Kids Will Have the Same Opportunities and Facilities
- Levy impact as low as possible
 - BPS wants to ensure education remains as affordable as possible
- Long term sustainability of the building
 - BPS wants to ensure the education is high-quality, and all facilities are meeting the needs of both current and future enrollment.



Why Is This Project Needed?



District Enrollment



- ✓ BPS is estimated to be almost 5,000 K-12 students by 2027-28
- ✓ Full District Build-Out is Projected to be 12,000 to 14,000 students



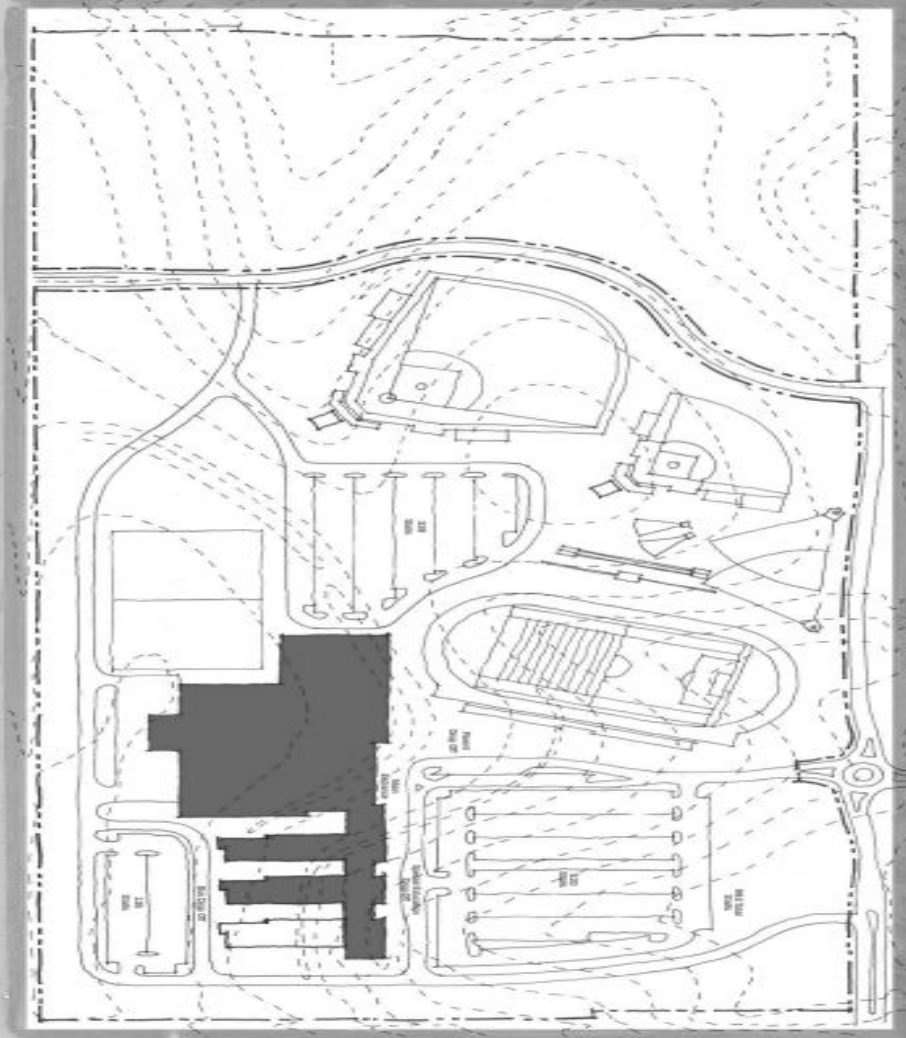
High School Enrollment

	No Growth			Conservative Growth			Historical Growth		
	# of Students	% Capacity	# Over Capacity	# of Students	% Capacity	# Over Capacity	# of Students	% Capacity	# Over Capacity
2023-24	1,033	89.83%	-117	1,033	89.83%	-117	1,033	89.83%	-117
2024-25	1,088	94.61%	-62	1,089	94.66%	-61	1,100	95.65%	-5
2025-26	1,176	102.26%	26	1,178	102.46%	28	1,207	104.96%	57
2026-27	1,286	111.83%	136	1,299	112.94%	149	1,351	117.48%	201
2027-28	1,346	117.01%	196	1,392	121.00%	242	1,464	127.30%	314
2028-29	1,386	120.52%	236	1,486	129.24%	336	1,573	136.78%	423
2029-30	1,443	125.48%	293	1,610	139.99%	460	1,713	148.96%	563



Scope of the Project





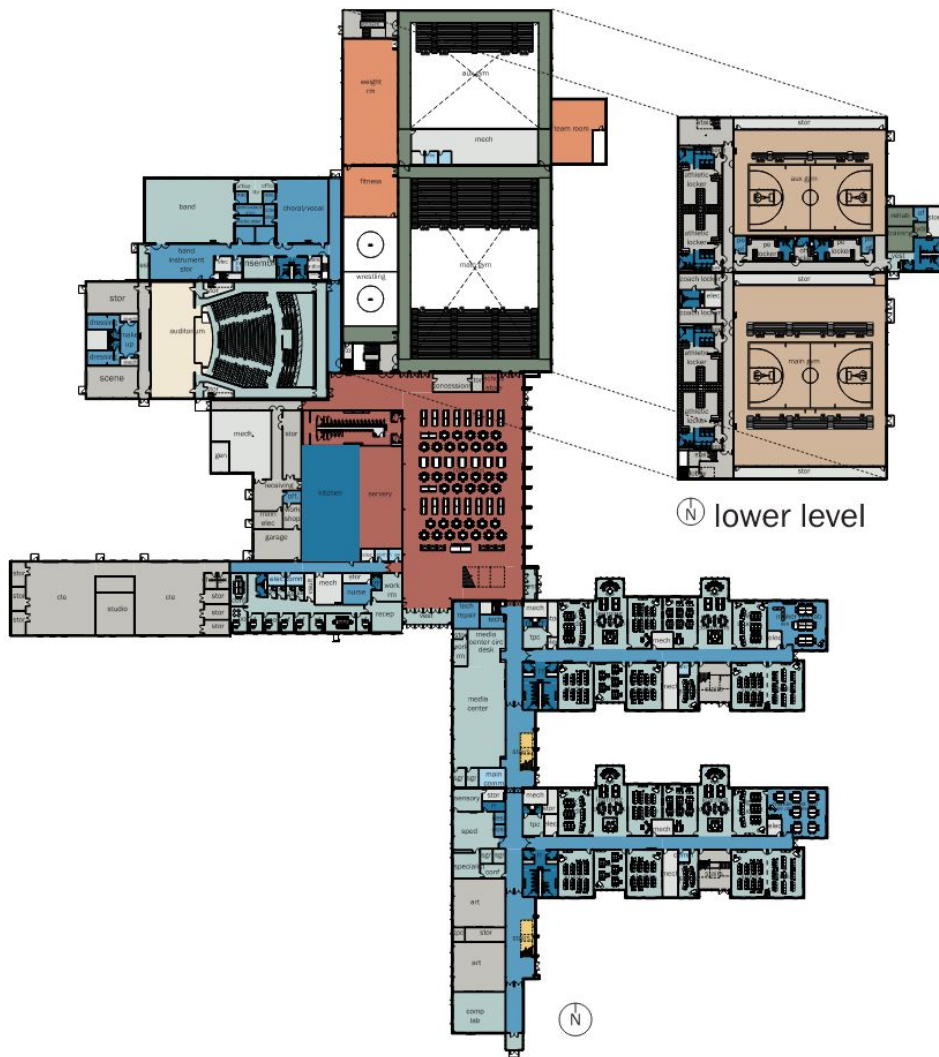
High School #2 Location

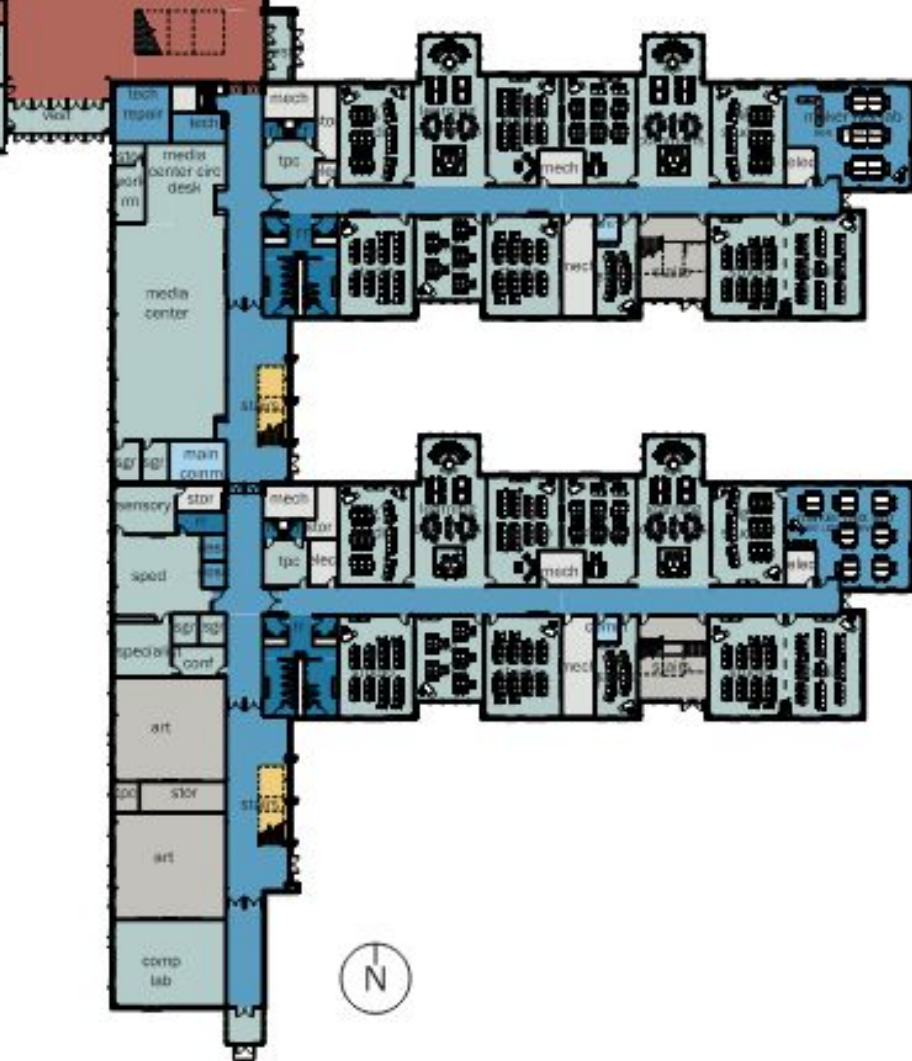
180th and
Military



Total Scope of the Project

- Common Areas
- Competition Gym
- Auxiliary Gym
- Wrestling Room
- Locker Rooms
- Auditorium
- Running Track
- Learning Suites
- Athletic Stadiums
- 1,000 Parking Stalls





Academic Areas

1,000 Student Capacity

26 Classrooms (900 sq ft)

6 Science Labs

Common Teacher Plan Space

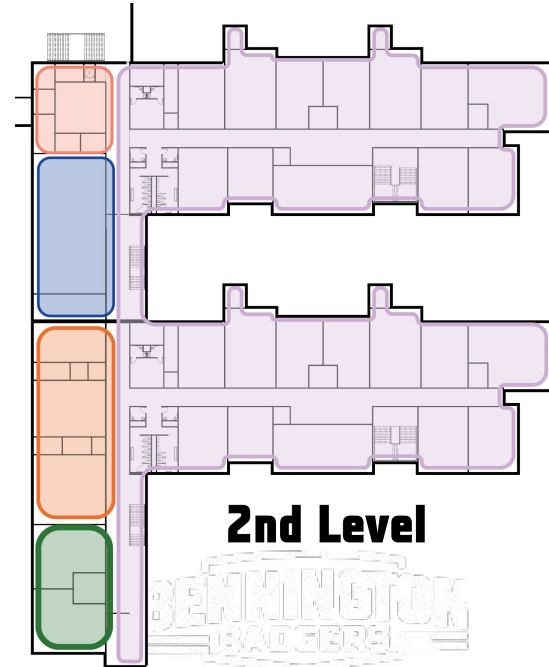
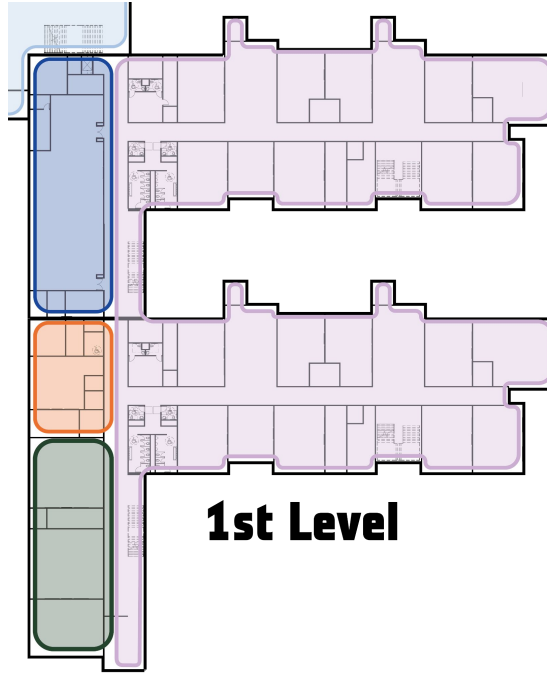
High School Features

Classrooms for:

- Core Instructional Classes
- FCS
- Visual Arts
- Business

Other Spaces include:

- Media Center
- Counseling Center



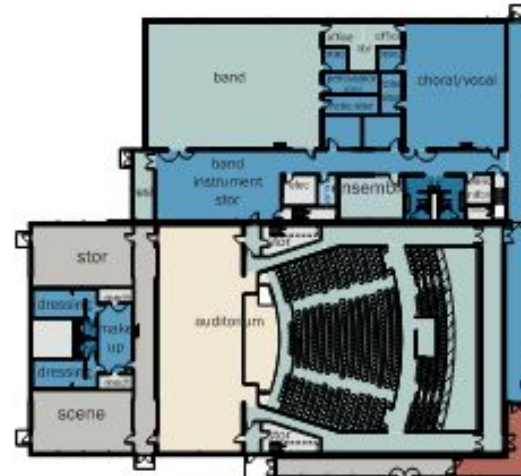
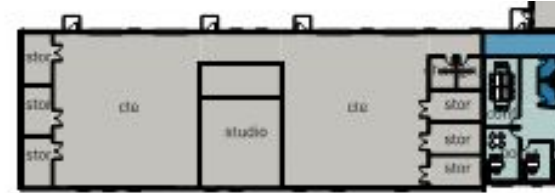
Other Areas

Career & Technical Education

- High School #2
 - Small Engines, Welding
 - Health Sciences Pathway
- Bennington High School
 - Construction Trades, Drafting
 - Education Pathway
- Students will be provided the option to go to either school for CTE courses.
 - More programming partnerships between buildings would continue to be explored
 - These additional offerings will allow us more opportunity to seek public/private partnerships

Auditorium

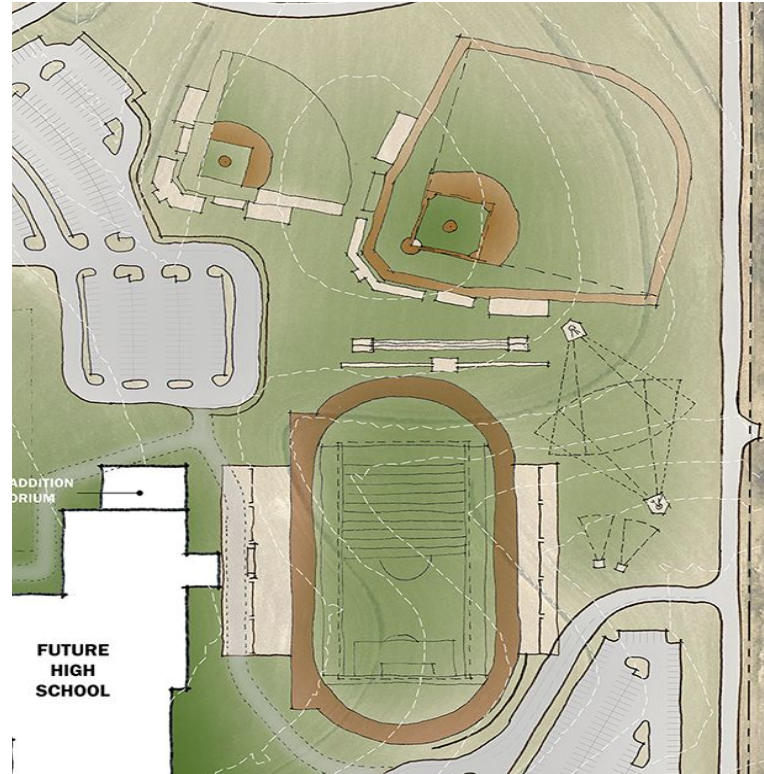
- Built for 800
 - Standard size for a 1,500 capacity school



Extra-Curricular Information

Extracurriculars to provide the same opportunities at both schools:

- Practice/Lower Level Turf Fields
 - Capacity of 1,000
 - Varsity Contests will be at BHS
- Baseball Stadium
 - Capacity of 500
- Softball Stadium
 - Capacity of 500
- Tennis Courts
 - Six Courts with location to be determined



How is the scope of this project different?

	2022 Bond Issue	Proposed Bond Issue	Additional Information
Core Classrooms	40 Rooms	32 Rooms	Teacher share rooms at 90-95% capacity (2029), Reduced 7,402 Sq. Ft.
Common Areas			Common spaces such as Administration Offices, Storage, Corridors, etc. reduced by 11,854 sq. ft.
Out Buildings	Out Building for each athletic field	One centrally located Out Building	One Out building will be centrally located in proximity to all outdoor athletic fields. Outdoor locker rooms will be cut from the project. The square footage will go from 10,151 to 5,540 sq. ft. saving 4,611 sq. ft.
CTE Rooms	Undecided Programming	Clear Programming Plans	Academy programs at the new school will host Small Engines, Metals, Mechanics, and Welding in one space and a Health Academy in a second space. Programming at the current school will be Woods and Drafting and an Education Academy.
Natatorium	Possible Addition	No possible addition	The addition of a Natatorium was a possibility as an add on to the 2022 Bond. <u>It will not be in the proposed project.</u>
Mechanical	Dedicated Outdoor Air System (DOAS) within facility	DOAS will be located on the roof	This cuts down on square footage needed inside the facility by 5,005 sq ft, helping lower the overall cost of the project.
Elementary Site	Elementary Site #7 Prepared	Elementary Site Prep Excluded	The 2022 Bond included infrastructure preparations for elementary site #7 on the north part of the location. <u>This is not included in the proposed project.</u>
Stadium Expansion	Included	Excluded	The current proposal does not include the HS Stadium expansion.
Security Upgrades	Ballistic Glass	No Security Upgrades	The District is in the process of writing a grant for the security upgrades proposed in the 2022 Bond



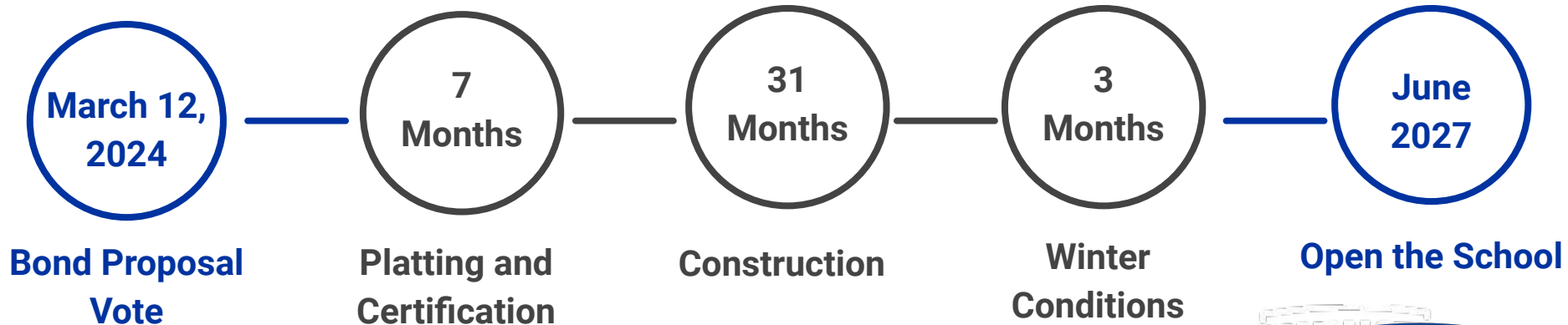
How is the scope of this project the same?

	2022 and Proposed Bond Issue	Why?
Total Enrollment Capacity	1,000 Expand to 1,500	Enrollment growth dictates having larger capacity in the future
Tennis Courts	Six (6) Courts and Lights	Conference program started and growth potential
Auditorium	800 Seats, Dressing Rooms, Scene Shop	Fairness between buildings
Parking Lot	1,000 Stalls	Ensuring Enough Parking for Current and Future
Athletic Fields	Baseball, Softball, Lower Level Football, Soccer and Track - Band	Ensuring Consistency Between Schools



Construction Timeline

- Vote March 12th
- 7 months for Platting and Certification
- 31 Months for Construction
- 3 Months for Winter Conditions
- Open by June 2027



Financial Information



Cost of Project

Cost of the Project

Construction Costs	\$99,578,307
Equipment/Furniture/Technology	\$8,266,180
Architect/Engineering Fee (5.9%)	\$6,185,475
Infrastructure (Internal and Paving Gravel on 180th Street)	\$7,909,765
Jurisdictional/Utilities	\$2,291,602
General Expenses	\$779,548
Design Contingency (3.5%)	\$3,485,241
Total Estimated Costs	\$128,518,118

Total Cost of the Bond Issue: \$119,000,000

**Total cost of all projects is \$128,518,118. Bennington Public Schools will be using \$9,518,118 of the District reserves.*



How is this cost different?

	2022 Bond Issue	Proposed Bond Issue	Savings	Additional Information
Cost per square foot	\$414.57	\$394.37	\$5,100,500	Update of Estimates
Total square footage	281,372	252,500	\$11,969,465	Reduced Classrooms Reduced Mechanical Space Reduced Commons Areas/Athletics Reduced Outbuildings
Technology/Furniture	\$9,204,068	\$8,266,180	\$937,888	
Architect/Engineer Fees	\$7,192,655	\$6,185,475	\$1,007,180	
Public Infrastructure	\$8,919,985	\$7,909,765	\$1,010,220	Reduced Internal Roadways Reduced Utility Construction
Jurisdictional/Utilities	\$2,104,105	\$2,291,502	(\$187,397)	Increased Fees Since 2022
General Expenses	\$899,044	\$779,548	\$119,496	
Reduced Contingency	\$5,832,457	\$3,485,241	\$2,347,216	5.0% to 3.5%
TOTAL	\$150,801,457	\$128,518,118	\$22,283,339	14.78% Reduction in Cost

Bond Issue Information



Bond Issuance Information

- Voter Approved, Tax Exempt General Obligation Bonds
- 22 Year Serial Bonds
- Total amount to be bonded
 - \$119,000,000
- Estimated True Interest Rate
 - 4.424%
- Projected Required Bond Levy
 - 6.7 cents per \$100 valuation



How would this proposal impact the levy?

The Proposed Bond Is Estimated to Increase the
Total Levy by 4.9 Cents

Proposed Levy with Bond					
	2022-23 Levy		2023-24 Levy	Proposed Levy	Difference
General Fund/Special Building Fund	\$1.049		\$1.000	\$1.000	\$0.000
Bond Fund	\$0.340		\$0.340	\$0.407	\$0.067
QCPUF Fund	\$0.036		\$0.018	\$0.000	-\$0.018
TOTAL LEVY	\$1.426		\$1.358	\$1.407	\$0.049



How will 4.9 cents impact me?

Home and Business Owner		
Valuation	Annually	Monthly
\$300,000	\$147	\$12.25
\$500,000	\$245	\$20.41
\$750,000	\$367.50	\$30.63

Agriculture Producer		
Valuation	Annually	Monthly
\$1,000,000	\$245	\$20.41
\$2,000,000	\$490	\$40.83
\$3,000,000	\$735	\$61.25

How is this bond issue different?

	2022 Bond Issue	Proposed Bond	Added Information
Total Levy Impact	10 cents	4.9 cents	51% Reduction
\$400,000 Home Cost	\$33.33 per month	\$16.33 per month	
Valuation Assumptions	11% for Five Years 8% for Five Years 5% for Remaining	9% for Five Years 7% for Five Years 5% for Remaining	5 Year Avg. - 14.30% 10 Year Avg. - 12.05% 15 Year Avg. - 10.11%
Length of the Bond	25 Years	22 Years	Saves on Interest Payments
Estimated Interest %	3.5%	4.42%	Estimate until actual bond sales
Bond Underwriting Firm	Piper-Sandler	DA Davidson	
Bond Underwriting Fee	7.5% Per \$1,000	6.75% Per \$1,000	Average for DA rate
Years Before Principal	10-12 Years	3-5 Years	Taking Place to Even Out Payments



District Bond Debt Information

- Six bond issues since 2003 for a total of **\$198 million**
- The District has approximately **\$173,145,000** in outstanding debt
- The District is **on schedule** to pay off existing bond
- Last 20 Years \$25 million in bond debt has been paid, but we will pay over **\$28 million in the next five years** (Almost \$8 million in 2023-24 alone). Larger principal payments are now happening!

Plan B



What happens if this bond doesn't pass?

- Add Modulares in the North BHS Parking Lot
- Pave the North Practice Field for Parking
- Limitations to this plan:
 - Common areas or Specials that can't be in modular such as:
 - Lunch (Kitchen)
 - P.E.
 - FCS
 - CTE Courses
 - Science Labs
- Can't we just move the 9th grade to the middle schools?
 - Causes one or both middle schools to be over capacity
 - Projected 1,669 for 6th through 9th grade, while MS capacity is 1,500 in 2027-28
 - Projected 1,757 for 6th through 9th grade, while MS capacity is 1,500 in 2028-29
 - Middle school programming will no longer be able to exist
 - Both middle school boundaries would need to be adjusted
 - Potential loss of opportunities for electives to both middle schoolers and 9th graders
 - Two different bell schedules will have to be molded together for courses such as band


Potential Issues of Using Modulars

- Overcrowding of Classrooms
- Cutting of Elective Classes to Make Space for More Core Classes
 - Loss of Opportunities to Students
- Safety and Security of Students and Teachers in Modulars
- Reduced Opportunities of Sports Teams and Activities
 - Larger Number of Students Being Cut from Teams and Activities
 - 82% Participation in 2017, 68% Participation in 2023
 - Estimated 57% Participation in 2027 with One Class A School
 - Estimated 78% Participation in 2027 with Two Class B Schools
- Teacher Retention and Recruitment

Modular Locations



Parking Lot Location



Timeline



Bond Proposal Timeline

- **November 2023**
 - Community feedback from presentations
- **December 2023**
 - Board of Education vote on resolution language
- **January to March 2024**
 - Finalize information and communicate with the community
 - Community Presentations
 - Information on Website
 - Media Engagements
- **March 12th**
 - Voting Day
 - Special Mail-In Election



Summary



Bond Issue:

Total Bond Issue Proposal: **\$119,000,000**

Project:

Total Project Cost: **\$128,518,118**

- Bond Issue - \$119,000,000
- District Funds - \$9,518,118

Timeline:

Building Open for the **2027-28 School Year**

Levy Impact:

Estimated Levy Impact will be **4.9 cents**

- Bond Fund Increase of 6.7 cents
- QCPUF Fund Decrease of 1.8 cents

Now is the Time!





Questions?



Questions for Committee

- Scope:
 - Do you believe this proposal meets the needs of our students?
 - Do you believe the two buildings would have similar HS facilities and experiences?
 - Do you have any concerns about the scope of the project?
 - How do you believe these scope of the project could be improved?
- Cost:
 - What are your thoughts on the overall cost?
- Levy Impact:
 - What are your initial thoughts on the estimated levy impact of 4.9 cents?
- Overall:
 - What are your greatest concerns about the proposal?
 - How do you think this proposal could be improved?
 - Do you believe this proposal would gain the support of the community?

Now is the Time!



2023 Superintendent Evaluation

A Summary of Feedback from the Board of Education

The Board of Education (“Board”) is required by Nebraska Statute §79-828, Board policy (302.05) and contract to formally evaluate the Superintendent’s performance at least annually and twice in his first year of employment with the District. All six board members provided an evaluation of the Superintendent’s performance from July through November 2023. The Board will perform a second formal evaluation of the Superintendent prior to July 1, 2024, likely late spring/early summer 2024.

The Superintendent and the Board President reviewed the feedback from the last five (5) months and noted areas of both strength and opportunity. The Superintendent performance evaluation reflects six priority areas including: board relations; community relations; staff and personnel relations; educational leadership; business & finance; and personal qualities.

Board members agreed that the Superintendent demonstrates strong performance in the following areas:

1. Using data to inform decisions;
2. Working tirelessly to advance the District;
3. Seeking understanding of concerns and values of the District and community; and
4. Building consensus and ensuring a positive culture.

Particular strengths were noted in the Superintendent’s interpersonal skills and business/finance knowledge, where the Superintendent consistently leverages strong analytical, organizational and communication skills. The Board also recognizes the Superintendent’s time devoted to community engagement and developing relationships with patrons.

The Board expressed opportunity for growth in managing the complex, high volume workload to prevent short-term burnout. The Board encouraged the Superintendent to advise the Board of resource needs and continued dialogue to manage this seemingly impossible task.

In conclusion, the Board is grateful for the Superintendent’s tireless efforts since July 1 to immerse himself in the Bennington community and to remain steadfast on decision-making always focused on what is best for students and families.