

**BENNINGTON PUBLIC SCHOOLS
DOUGLAS COUNTY SCHOOL DISTRICT NO. 59
BOARD OF EDUCATION REGULAR MEETING
Monday, January 8, 2024 6:00 PM**

Mission Statement

"The mission of Bennington Public Schools is to provide educational opportunities in a safe, caring environment that will prepare all students to meet the challenges of the future."

- I. Call Meeting to Order
 - A. Oath of Office for All Members
 - B. Board Reorganization/Election of Officers – President, Vice President, Treasurer, Appoint Secretary
 - C. Approve Slate of Officers
 - D. Approve Practice and Procedures
 1. Approval of Current Board Policies and Regulations, and Handbooks (Policy 203.01)
 2. Depository for School District No. 59 Funds – i3 Bank formerly Bank of Bennington- (Policy 704.01)
 3. Newspapers of Record: *Douglas County Post-Gazette, The Daily Record, Omaha World-Herald*
 4. Review of Media Relations Policy (Policy 1004.01)
 5. Review Board Member Code of Ethics – (Policy 202.01)
 6. Dissemination of Conflict of Interest Statements to Board Members - (Policy 202.02)
 7. Designate Superintendent as Authorized Representative for Bennington Public School for All State and Federal Programs.
 8. Approve Matt Blomenkamp as Non-Discrimination Compliance Coordinator (Policy 203.01)
 - E. Appoint 2024 Committee Members (203.06)
- II. Public Forum
- III. Consent Agenda (Note: Items on the consent agenda are considered routine and will be enacted under one motion. There will be no separate discussion of these items at the meeting unless a Board Member requests an item removed from the agenda for separate action.)
 - A. Approval of Agenda
 - B. Approval of Minutes of the Monday, December 11, 2023, Regular Meeting
 - C. Presentation of January Bills for Approval and Payment
 - D. Personnel: Resignation(s) and Hiring of Personnel
- IV. Items Removed From the Consent Agenda for Separate Action
- V. Reports
 - A. Administrative Reports
 - B. Committee Report(s)
 - C. Coordinator Report- Transportation

- D. Spotlight Report- Instructional Coaching
- E. Lobbyist Report- Julia Plucker
- VI. Unfinished Business
 - A. Discuss, Consider, and Take Action to Amend the 2023-2024 School Calendar
- VII. New Business
 - A. Discuss and Consider the First Reading to Revise Policy 408.02 Certificated Employee Contract Release
 - B. Discuss, Consider, and Take Action on District Purchases
 - C. Discuss, Consider, and Take Action on Curriculum and Personnel Proposals
 - D. Review Draft Options of the 2025-26 School Calendar
 - E. Discuss, Consider and Take Action on New State Mileage Reimbursement Rate
 - F. Discuss District Cash Flow Report
 - G. Discuss District Housing Report
 - H. Discuss, Consider, and Take Action on a Preauthorization to Proceed with Schematic and Design-Development Contract with DLR
 - I. EXECUTIVE SESSION to Discuss Support Staff and Administrative Compensation
 - J. Discuss, Consider, and Take Action on Support Staff and Administrative Compensation
- VIII. Time and Date of Next Regular Meeting February 12, 2024, at 6:00 p.m. in the Bennington District Board Room.
- IX. Adjournment

NOTICE: COPY OF OPEN MEETINGS ACT: The Board of Education makes available at least one current copy of the Open Meetings Act posted in the meeting room at a location accessible to members of the public. The Act is posted on the wall of the Board room.

INSTRUCTIONS FOR THOSE WHO WISH TO SPEAK DURING PUBLIC FORUM: Getting Started: When it is your turn to speak during the public forum portion of the agenda, please come forward to the table situated immediately in front of the Board, sign your name and address on the sign-in sheet and state your name to the Board of Education. Time Limit: You may speak only one time and must limit comments to 5 minutes or less. Personnel or Student Topic: If you are planning to speak about a personnel or student matter involving an individual, please understand that our policies require that such concerns initially be directed to the administration for consideration. Board members will generally not respond to any questions you ask or comments you may make about individual staff members or students. You are cautioned that slanderous comments are not protected just because they are made at the Board meeting. General Rules: Please remember that this is a public meeting for the conduct of business of the Board of Education. Offensive language, personal attacks and hostile conduct will not be tolerated.

BY: BENNINGTON PUBLIC SCHOOLS

**BENNINGTON PUBLIC SCHOOLS
DOUGLAS COUNTY SCHOOL DISTRICT NO. 59
BOARD OF EDUCATION REGULAR MEETING
MONDAY, DECEMBER 11, 2023 6:00 P.M.
BENNINGTON DISTRICT BOARD ROOM**

Posting Information: Notice published in the Daily Record on 12/08/2023. Notice of meeting posted on the District website. Agendas posted at all Bennington Public School buildings three days prior to the meeting date.

Attendance Taken at 5:54 PM. Jeremy Dick: Present, Tim Dreessen: Present, Kara Neuverth: Present, Kristi Ryan: Present, Steve Shannon: Present, Allyson Slobotski: Present.

I. Call Meeting to Order- President Allyson Slobotski called the meeting to order at 6:00 P.M., noting the Open Meetings Act is posted on the south wall of the Board Room.

II. Public Forum- One member of the public was present to speak.

III. Consent Agenda (Note: Items on the consent agenda are considered routine and will be enacted under one motion. There will be no separate discussion of these items at the meeting unless a Board Member requests an item removed from the agenda for separate action.)
Approval of Agenda, Approval of Minutes of the Monday, November 13, 2023- Regular Meeting, Presentation of December Bills for Approval and Payment, Personnel: Resignation(s) and Hiring of Personnel

MOTION PASSED: Motion to approve the consent agenda as presented, passed with a motion by Tim Dreessen and a second by Jeremy Dick. Jeremy Dick: Yea, Tim Dreessen: Yea, Kara Neuverth: Yea, Kristi Ryan: Yea, Steve Shannon: Yea, Allyson Slobotski: Yea

December 2023 Personnel Notes- Certificated Staff Hire: Lauren Gearhart- 4th grade teacher at Stratford Elementary. Carlee Watson- Kindergarten teacher at Heritage Elementary, Jillian Myers- special education teacher at Pine Creek Elementary, Laura Scow- elementary music teacher Pine Creek Elementary, Laura Plank, 7th grade teacher at Bennington South Middle School, Ross Berggren, math teacher at Bennington High School, Andrew Lechtenberg- industrial technology teacher at Bennington High School. **Support Staff Hire:** Lynne Lurvey- accounts payable clerk, Zavaire Ingram- IT associate. **Certificated Staff Resignations:** Justin Klute, Lauren Powell, Tom Schumacher, Tonya Eurek. **Classified Staff Resignations:** Nancy Sibbernson, Kiernan Rider, Josh Claussen. **Administrative Staff Resignations:** Dr. Dee Hoge is retiring from Bennington Schools as our Assistant Superintendent of Curriculum and Instruction.

IV. Items Removed from the Consent Agenda for Separate Action- No items were removed from the Consent Agenda

V. Reports

V.A. Administrative Reports: Elementary- Katie Lethcoe, Middle School - Renee Rucker, High School - Greg Lamberty/Cody Bobolz, Student Services - Dan Bombeck, Operations - Matt

Blomenkamp, CIA - Dee Hoge, Superintendent - Aaron Plas presented reports to the Board.

V.B. Committee Report(s): Building/Finance and Curriculum Committees reviewed minutes from their previous meetings. The Policy Committee did not meet.

V.C. Coordinator Report- Foundation- Director Blake Thompson presented the Board with information regarding the Foundation's upcoming events, projects, goals, and accomplishments.

V.D. Spotlight Report- Freshman Success- Dr. Lamberty and Mr. Bobolz presented the Board with information regarding freshman study halls, supports and curriculum, MTSS and PST programming, and future plans.

V.E. Lobbyist Report- None

VI. Unfinished Business- None

VII. New Business

VII.A. Discuss, Consider, and Take Action on District Purchases- Bids were reviewed by the Building/Finance Committee and is unanimously recommending the approval of these purchases.

MOTION PASSED: Motion for approval of the purchase of track equipment not to exceed \$30,300, passed with a motion by Allyson Slobotski and a second by Tim Dreessen. Jeremy Dick: Yea, Tim Dreessen: Yea, Kara Neuverth: Yea, Kristi Ryan: Yea, Steve Shannon: Yea, Allyson Slobotski: Yea

VII.B. Discuss, Consider, and Take Action on Curriculum and Personnel Proposals- The Curriculum Committee is unanimously recommending the approval of these proposals. The committee will review the remaining 42 proposals and rank them for future additions as funds are released from the Building/Finance Committee.

MOTION PASSED: Motion to accept the recommendations by the Curriculum Committee for 2024-25 curriculum and personnel proposals #27- paraprofessional training, #32- separate MS girls wrestling teams, #29- MS Play Production II, #31- BMS Leadership Academy, #46- Change basic math progression, #10- Adjust trigger system for MS T&L and PE, and #50- Increase summer strength pay, as outlined in the November 27, 2023, Curriculum Committee Report and pending 2024-25 budget approval, passed with a motion by Kara Neuverth and a second by Jeremy Dick. Jeremy Dick: Yea, Tim Dreessen: Yea, Kara Neuverth: Yea, Kristi Ryan: Yea, Steve Shannon: Yea, Allyson Slobotski: Yea

VII.C. Review District Wellness Report- Dr. Hoge provided an update to the Board of Education about the District's Educators Health Alliance (EHA) Wellness Program.

VII.D. Discuss, Consider and Take all Necessary Action on a Resolution calling for a Special Bond Election to be held on March 12, 2024, to submit to the qualified voters of the District for their approval or rejection, the issuance of General Obligation School Building Bonds, in an amount NOT TO EXCEED \$119,000,000, for the purpose of constructing, acquiring, and improving District facilities, which shall include a new high school building and related facilities, and for providing the necessary furniture, technology, and apparatus for such building, facilities and additions- Paul Greiger, from DA Davidson, and Curtis Johnson, from DLR Group, were in attendance Monday to review the resolution and bond levy estimates. The bond resolution and bond language will appear as a special election in March 2024, in which the ballots will be due on March 12, 2024, a new high school located at 180th and Military Avenue. The costs include construction of a 252,500 square foot facility.

MOTION PASSED: Motion to approve the bond resolution as presented, passed with a motion by Steve Shannon and a second by Jeremy Dick. Jeremy Dick: Yea, Tim Dreessen: Yea, Kara Neuverth: Yea, Kristi Ryan: Yea, Steve Shannon: Yea, Allyson Slobotski: Yea

VII.E. Review and Discuss Evaluation of the Superintendent- Board policy states the board will conduct an ongoing evaluation of the superintendent's skills, abilities, and competence. No action on this item, discussion only.

VII.F. Executive Session to Discuss Certificated Staff Negotiations - The Negotiations Committee and BEA worked towards a potential agreement for the 2024-25 school year.

MOTION PASSED: Motion to enter closed session at 7:46 p.m. to hold a strategy session regarding collective bargaining as an executive session is clearly necessary for the protection of the public interest, passed with a motion by Tim Dreessen and a second by Kristi Ryan.

Jeremy Dick: Yea, Tim Dreessen: Yea, Kara Neuverth: Yea, Kristi Ryan: Yea, Steve Shannon: Yea, Allyson Slobotski: Yea

The Board entered into Regular session at 8:05 p.m.

VII.G. Discuss, Consider, and Take Action on 2024-25 Negotiated Agreement- The Board has reached a tentative agreement with BEA and unanimously recommend approval by the Board of Education.

MOTION PASSED: Motion to approve the Negotiated Agreement for the 2024-25 school year between the Bennington Board of Education and the Bennington Education Association, passed with a motion by Jeremy Dick and a second by Tim Dreessen. Jeremy Dick: Yea, Tim Dreessen: Yea, Kara Neuverth: Yea, Kristi Ryan: Yea, Steve Shannon: Yea, Allyson Slobotski: Yea

VIII. Time and Date of Next Regular Meeting- Regular Meeting: January 8th - Regular Board Meeting @ 6:00PM - District Office

IX. Adjournment- Motion to adjourn the meeting at 8:06 p.m. made by Allyson Slobotski. All in favor.

Jodi McCoy- Board of Education Secretary

| Vendor Name | Vendor Description | Amount |
|--------------------------------------|--------------------|-------------|
| ACTIVITY FUND | | |
| US BANK | | \$102.23 |
| Fund Number 21 | | \$102.23 |
| Checking Account ID | ACTIVITY | \$102.23 |
| GENERAL FUND CHECKING | | |
| 360 COMMUNITY SERVICES | | \$6,216.21 |
| A CATERED AFFAIR | | \$501.00 |
| ACCESS SYSTEMS LEASING | | \$25,707.05 |
| ACCESS SYSTEMS | | \$1,216.73 |
| AHMADZAI, WANA | | \$90.00 |
| AMAZON CAPITAL SERVICES | | \$12,488.73 |
| Backlund, Kellie | | \$7.07 |
| Barada, Landon | | \$138.07 |
| BAUER BUILT INC | | \$2,035.80 |
| BENNINGTON AUTO INC | | \$393.18 |
| BENNINGTON BASEBALL CLUB INC | | \$11,500.00 |
| BLICK ART MATERIALS | | \$378.61 |
| Bobolz, Cody | | \$117.90 |
| Bottorff, Alexandria | | \$23.84 |
| Bouaphakeo, Ann | | \$57.64 |
| BOUND TO STAY BOUND BOOKS | | \$14.54 |
| Boyes, Chad | | \$94.10 |
| BOYS TOWN | | \$10,140.00 |
| BPS NUTRITION SERVICES | | \$263.17 |
| CDW GOVERNMENT | | \$21,000.00 |
| Coble-Obermeyer, Kristi | | \$17.88 |
| CONSOLIDATED ELECTRICAL DISTRIBUTORS | | \$475.00 |
| CONTROLLED RAIN | | \$389.00 |
| COX BUSINESS | | \$1,308.25 |
| CRCC | | \$5,826.75 |
| CUMMINS SALES AND SERVICE | | \$987.91 |
| DAILY RECORD, THE | | \$293.99 |
| EIDE BAILLY LLP | | \$25,000.00 |
| ELECTRICITY, LLC | | \$1,571.69 |
| ELECTRONIC CONTRACTING COMPANY INC | | \$1,050.00 |
| ELECTRONIC SOUND INC | | \$250.00 |
| Engel, Olivia | | \$15.59 |
| ESU 3 | | \$33,120.17 |
| ESU COORDINATING COUNCIL | | \$50.00 |
| FILTER SHOP, INC | | \$5,484.20 |
| FIRESPRING | | \$569.79 |
| FIRST STUDENT, INC | | \$25,890.87 |
| Fisher, Molly | | \$9.43 |
| Fitzgerald, Abby | | \$54.04 |
| FLINN SCIENTIFIC CO. | | \$399.24 |
| FOLLETT CONTENT SOLUTIONS, LLC | | \$714.99 |
| Garton, Jill | | \$232.65 |
| GENERAL FIRE AND SAFETY | | \$3,650.10 |
| GOODWILL INDUSTRIES, INC | | \$2,650.00 |
| GRAINGER | | \$950.64 |
| GREATER OMAHA REFRIGERATION | | \$189.00 |
| GRIBBEN, KRISTIE | | \$681.20 |
| Gutz, Stacy | | \$58.95 |

| Vendor Name | Vendor Description | Amount |
|---|---------------------------|---------------|
| HEARTLAND EQUINE THERAPEUTIC RIDING ACADEMY | | \$1,680.00 |
| HOME DEPOT PRO, THE | | \$8,510.76 |
| HY-VEE INC | | \$1,463.60 |
| I3 BANK | | \$80.00 |
| INTERSTATE BATTERY SYSTEMS OF OMAHA | | \$113.95 |
| INTERSTATE POWER SYSTEMS, INC | | \$7,059.20 |
| JAYMAR BUSINESS FORMS, INC | | \$629.65 |
| Johanek, Jay | | \$69.43 |
| JOHN DEERE FINANCIAL | | \$175.36 |
| JOSTENS INC | | \$866.25 |
| JUST FOR KIDS THERAPY INC | | \$19,301.00 |
| Kanger, Madisen | | \$24.15 |
| KAYDEE COMPANY | | \$1,421.00 |
| Kessell, Christopher | | \$717.23 |
| Kienbaum, Angela | | \$23.06 |
| Kiger, Emily | | \$22.53 |
| Knott, Barbara | | \$36.68 |
| KNUDSEN OIL & FEED | | \$188.07 |
| Korbel, Alysha | | \$64.19 |
| Kruse, Megan | | \$12.45 |
| Lamberty, Gregory | | \$573.78 |
| Lampe, Shelley | | \$567.75 |
| LANG DIESEL INC | | \$3,617.47 |
| LEONARD, STEPHANIE | | \$3,701.70 |
| Loptin, Robbie | | \$54.39 |
| MADONNA SCHOOL | | \$10,966.42 |
| Mattson, Tara | | \$26.86 |
| METAL DOORS & HARDWARE CO. | | \$1,714.00 |
| METROPOLITAN UTILITIES DISTRICT | | \$21,896.00 |
| MIDAMERICA BOOKS | | \$191.60 |
| MILLER, KATE | | \$50.00 |
| MITCHELL, JASON | | \$350.03 |
| Mitchell, Millie | | \$17.03 |
| MMC MECHANICAL CONTRACTORS, INC | | \$51,484.32 |
| MOHRMAN, JUSTIN | | \$65.00 |
| NASCO | | \$102.95 |
| NATIONAL ART & SCHOOL SUPPLIES INC | | \$1,846.66 |
| NEBRASKA NOTARY ASSOCIATION | | \$163.32 |
| Norton, Megan | | \$120.15 |
| OCCUPATIONAL HEALTH CENTERS OF NE, P.C. | | \$210.00 |
| OFFICE DEPOT, INC | | \$10.71 |
| OMAHA CHILDREN'S MUSEUM | | \$720.00 |
| OMAHA DOOR & WINDOW CO, INC | | \$388.00 |
| OMAHA WORLD-HERALD, THE | | \$99.00 |
| OPPD | | \$65,680.00 |
| PAINTIN PLACE CERAMICS | | \$110.00 |
| PELLA WINDOW AND DOOR | | \$5,005.80 |
| PERRY LAW FIRM | | \$9,406.04 |
| PITNEY BOWES | | \$696.03 |
| Plas, Aaron | | \$142.14 |
| PORT-A-JOHNS INC | | \$100.00 |
| Powell, Joshua | | \$567.75 |
| Puck, Julie | | \$349.47 |
| Rolfe, Bailey | | \$336.60 |
| RTG BUILDING SERVICES, INC | | \$84,636.00 |

| Vendor Name | Vendor Description | Amount |
|---|--------------------|---------------------|
| SCHAEFER ELECTRIC, INC | | \$868.40 |
| SCHOLASTIC INC | | \$150.00 |
| SCHOOL SPECIALTY LLC | | \$67.44 |
| Sindelar, Kathryn | | \$33.80 |
| SPARQ DATA SOLUTIONS | | \$6,230.00 |
| Stryker, Jordyn | | \$18.34 |
| Stryker, Trent | | \$388.08 |
| TEACHER'S DISCOVERY | | \$249.99 |
| TK ELEVATOR CORPORATION | | \$1,110.70 |
| TRANE US INC | | \$930.00 |
| TRUCK CENTER COMPANIES | | \$584.00 |
| TURFWERKS | | \$84.10 |
| TYLER TECHNOLOGIES, INC | | \$1,260.00 |
| Underwood, Sheryl | | \$84.63 |
| UNIVERSITY OF NEBRASKA LINCOLN | | \$300.00 |
| US BANK | | \$7,623.34 |
| US POSTMASTER | | \$310.00 |
| VALA'S PUMPKIN PATCH | | \$1,359.20 |
| VERIZON | | \$663.52 |
| VISITING NURSE HEALTH SERVICES | | \$7,573.15 |
| VOSS, DOUGLAS | | \$613.08 |
| WAYNE STATE COLLEGE | | \$270.00 |
| WHC NE, LLC DBA ZTRIP | | \$3,941.96 |
| WHITE CASTLE ROOFING | | \$3,210.00 |
| WM CORPORATE SERVICES, INC | | \$11,638.79 |
| Fund Number 01 | | <u>\$562,263.02</u> |
| Checking Account ID GENERAL | | <u>\$562,263.02</u> |
| NUTRITION SERVICES | | |
| Watsabaugh, Tracy | | \$103.62 |
| Fund Number 02 | | <u>\$103.62</u> |
| Checking Account ID HOTLUNCH | | <u>\$103.62</u> |
| SPECIAL BUILDING FUND - CHECKING | | |
| OLSSON ASSOCIATES | | \$1,650.00 |
| RIDDELL ALL AMERICAN SPORTS CORP | | \$66.45 |
| SHORT ELLIOTT HENDRICKSON, INC | | \$12,636.00 |
| Fund Number 13 | | <u>\$14,352.45</u> |
| Checking Account ID SPECBLDG | | <u>\$14,352.45</u> |
| UNEMPLOYMENT - SAVINGS | | |
| NEBRASKA DEPARTMENT OF LABOR UC FUND | | \$655.75 |
| Fund Number 05 | | <u>\$655.75</u> |
| Checking Account ID UNEMPLOY | | <u>\$655.75</u> |

BPS Cash Flow Report
 Regular; Processing Month 12/2023

| Fund Number | | Beginning Cash | Revenues | Expenses | Payables Change | Ending Cash |
|--------------|----------------------------------|----------------|--------------|-----------------|-----------------|---------------|
| 01 | GENERAL FUND CHECKING | 1,891,716.18 | 2,539,665.49 | (3,901,605.03) | (835.78) | 2,128,940.86 |
| 02 | NUTRITION SERVICES | 900,265.76 | 199,340.36 | (177,558.02) | 0.00 | 922,048.10 |
| 03 | DEPRECIATION | 983,608.05 | 924.17 | (15,900.00) | 0.00 | 968,632.22 |
| 04 | SPECIAL BUILDING FUND - SAVINGS | 165,973.84 | 2,881.18 | 0.00 | 0.00 | 113,855.02 |
| 05 | UNEMPLOYMENT - SAVINGS | 11,058.30 | 0.87 | (655.75) | 0.00 | 10,403.42 |
| 06 | GENERAL - SAVINGS | 365,107.06 | 344,125.46 | 0.00 | 0.00 | 709,232.52 |
| 08 | BUSINESS ACCT | 15,500.00 | 0.00 | 0.00 | 0.00 | 15,500.00 |
| 13 | SPECIAL BUILDING FUND - CHECKING | 44,641.27 | 4.05 | (56,968.59) | 0.00 | 42,676.73 |
| 14 | BUILDING FUND - NLAf | 11,054,304.51 | 47,640.02 | 0.00 | 0.00 | 11,101,944.53 |
| 15 | QSC BONDS - NLAf | 3,090,426.08 | 110,928.01 | (3,195,580.00) | 0.00 | 5,774.09 |
| 16 | QSC BONDS -SAVINGS | 939,599.45 | 2,618.94 | (1,109,591.92) | 0.00 | 2,626.47 |
| 18 | GENERAL FUND CDARS | 4,360,364.02 | 13,156.30 | 0.00 | 0.00 | 2,773,520.32 |
| 19 | BUILDING FUND CDARS | 1,337,512.37 | 4,836.25 | 0.00 | 0.00 | 1,342,348.62 |
| 20 | DEPRECIATION CDARS | 2,790,885.98 | 10,091.44 | 0.00 | 0.00 | 2,800,977.42 |
| 21 | ACTIVITY FUND | 558,603.02 | 59,010.89 | (60,569.52) | 0.00 | 557,044.39 |
| 22 | STUDENT FEE FUND | 38,480.58 | 571.34 | 0.00 | 0.00 | 39,051.92 |
| 24 | QSC BONDS CDARS | 234,940.47 | 515.68 | 0.00 | 0.00 | 65,456.15 |
| 25 | BOND FUND | 7,530,693.12 | 40,947.98 | (4,280,574.51) | 0.00 | 3,291,066.59 |
| 27 | UNEMPLOYMENT CDARS | 286,554.48 | 1,036.11 | 0.00 | 0.00 | 287,590.59 |
| Grand Total: | | 36,600,234.54 | 3,378,294.54 | (12,799,003.34) | (835.78) | 27,178,689.96 |

| Vendor Name | Vendor Description | Amount |
|------------------------------|--------------------|-------------------|
| NUTRITION SERVICES | | |
| CINTAS CORPORATION | | \$499.24 |
| HILAND DAIRY, INC. | | \$17,988.81 |
| PEPSICO | | \$4,249.75 |
| PERFORMANCE FOODSERVICE | | \$53,761.75 |
| ROTELLA'S ITALIAN BAKERY | | \$3,639.34 |
| US BANK | | \$173.17 |
| Fund Number 02 | | <hr/> \$80,312.06 |
| Checking Account ID HOTLUNCH | | <hr/> \$80,312.06 |

| Vendor Name | Vendor Description | Amount |
|---------------------------------|--------------------|------------|
| ACTIVITY FUND | | |
| 4 SEASONS AWARDS | | \$380.97 |
| AMAZON CAPITAL SERVICES | | \$948.90 |
| ANDERS, DENNIS | | \$120.00 |
| ANDERSON, EASTON | | \$50.00 |
| ANDERSON, MARCUS | | \$325.00 |
| ANDERSON, MIA | | \$25.00 |
| Anderson, Michael | | \$90.00 |
| Apfelbeck, Lucas | | \$150.00 |
| AQUINAS CATHOLIC SCHOOL | | \$150.00 |
| ARCHIE, JASMINE | | \$480.00 |
| ARVIN, BRIAN | | \$180.00 |
| AWARDS UNLIMITED, INC. | | \$527.47 |
| BACKLUND, JASE | | \$140.00 |
| BEARD, ZANDER | | \$120.00 |
| BENNINGTON WRESTLING CLUB | | \$36.00 |
| BISGARD, CADEN | | \$25.00 |
| BLAZER ATHLETIC EQUIPMENT | | \$7,480.00 |
| BLICK ART MATERIALS | | \$508.40 |
| BODLAK, TYSON | | \$90.00 |
| BROWN, ROBERT | | \$60.00 |
| BSN SPORTS LLC | | \$2,126.84 |
| BYRNE, RYAN | | \$245.00 |
| CALLAM SPORTS PHOTOGRAPHY | | \$36.00 |
| COLLEGE BOARD | | \$1,149.12 |
| CURZON PROMOTIONAL GRAPHICS | | \$800.00 |
| DANIELS, ARTHUR | | \$200.00 |
| DINSLAGE, BRANDON | | \$60.00 |
| EASTERN MIDLANDS CONFERENCE | | \$323.00 |
| EISCHEID, CHRIS | | \$450.00 |
| EISCHIED, MATT | | \$180.00 |
| ELKHORN HIGH SCHOOL | | \$150.00 |
| ELKHORN NORTH HIGH SCHOOL | | \$0.00 |
| ENTERPRISE MEDIA GROUP | | \$39.60 |
| EVANS CUSTOM APPAREL, INC | | \$1,858.00 |
| FANGMEIER, WYNN | | \$475.00 |
| FLETCHER, JON | | \$120.00 |
| FORT CALHOUN HIGH SCHOOL | | \$125.00 |
| FREDRICKS, JON | | \$110.00 |
| GARLOCK, BRAD | | \$120.00 |
| Gilbert, Robbie | | \$250.00 |
| GRETNA HIGH SCHOOL | | \$125.00 |
| GRETNA PUBLIC SCHOOLS | | \$150.00 |
| HASTINGS HIGH SCHOOL | | \$75.00 |
| HAUFF MID AMERICA SPORTS | | \$332.95 |
| HEALY AWARDS, INC | | \$446.06 |
| HEARTLAND ACADEMIC COMPETITIONS | | \$50.00 |
| HEINEMAN, JOHN | | \$0.00 |
| HEISS, BEAU | | \$225.00 |
| HIRZ, JACOB | | \$86.00 |
| HOPE, BRODY | | \$25.00 |
| HY-VEE INC | | \$197.07 |
| JACOBSON, MATT | | \$175.00 |
| JENSEN, BEN | | \$60.00 |
| JOHNSON, SYLVO | | \$180.00 |
| JOHNSTON, SEAN | | \$60.00 |

| Vendor Name | Vendor Description | Amount |
|---|--------------------|-------------|
| KAHLANDT, KRIS | | \$50.00 |
| KOCH, KEVIN | | \$86.00 |
| LEE, DEREK | | \$80.00 |
| LUJAN, ERIN | | \$245.00 |
| MARINKOVICH, MARCUS | | \$120.00 |
| MARTINEZ, PAUL | | \$245.00 |
| MATTLEY, RANDY | | \$120.00 |
| MCCUNE, TATE | | \$25.00 |
| MCNURLIN, BRENT | | \$86.00 |
| MILLER, EMMA | | \$25.00 |
| Monti, Kyle | | \$61.69 |
| Morrison, Tyler | | \$361.17 |
| MUSIC THEATRE INTERNATIONAL | | \$442.66 |
| NE HIGH SCHOOL SPORTS HALL OF FAME FDTN | | \$905.00 |
| Newburn, Bronson | | \$175.00 |
| NSAA | | \$281.00 |
| OMAHA SPORTS COMPLEX | | \$1,600.00 |
| PAPILLION LA VISTA SOUTH HIGH SCHOOL | | \$8.00 |
| PAPROCKI, CASEY | | \$175.00 |
| PINE CREEK ELEMENTARY PTO | | \$258.16 |
| PISASALE, PHILIP | | \$175.00 |
| POLK, MARLON | | \$120.00 |
| PUSH PEDAL PULL, INC | | \$1,652.50 |
| RAMAEKER, ANTHONY | | \$155.00 |
| RAPSODO | | \$9,000.00 |
| RIEDEL, BRIAN | | \$120.00 |
| RIFFNER, JUNE | | \$25.00 |
| RIVER WILDS GOLF CLUB | | \$2,555.00 |
| ROBINSON, JOHN | | \$80.00 |
| RUYBALID, RODNEY | | \$60.00 |
| SCHOLASTIC INC | | \$1,532.12 |
| SLOBOTSKI, LEO | | \$25.00 |
| SPORTBOARDZ LLC | | \$66.75 |
| STADIUM SPORTS | | \$1,609.00 |
| STEPANEK, NEAL | | \$325.00 |
| STERNBERG, PAXTON | | \$325.00 |
| STYLEPLUS | | \$86.00 |
| TB GRAPHIC DESIGN | | \$110.00 |
| THERNES, MATT | | \$90.00 |
| US BANK | | \$12,397.09 |
| VEJVODA, JOHN | | \$240.00 |
| VONREIN, MARIANN | | \$140.00 |
| VOSS, DOUGLAS | | \$240.00 |
| WEAVER, ADAM | | \$150.00 |
| WELLWOOD, GERALD | | \$200.00 |
| WHITE, JOSHUA | | \$140.00 |
| WHITE, WEYLON | | \$325.00 |
| WINN, JEREMY | | \$270.00 |
| WOJTKIEWICZ, JAYLEN | | \$25.00 |
| Zabel, Brody | | \$90.00 |
| Fund Number 21 | | \$60,569.52 |
| Checking Account ID | ACTIVITY | \$60,569.52 |

Regular; Beginning Month 12/2023; Processing Month 12/2023; Accounts to Include Accounts with Activity; Fund Number 21

Fund: 21 ACTIVITY FUND

| <u>Chart of Account Number</u> | <u>Chart of Account Description</u> | <u>Beginning Balance</u> | <u>Expenses</u> | <u>Revenues</u> | <u>Balance Change</u> | <u>Balance</u> |
|--------------------------------|-------------------------------------|--------------------------|-----------------|-----------------|-----------------------|----------------|
| 21 765 0100 | HS Athletics | 40,359.33 | 3,874.08 | 140.00 | 0.00 | 36,625.25 |
| 21 765 0101 | BMS Athletics | 17,885.72 | 0.00 | 0.00 | 0.00 | 17,885.72 |
| 21 765 0102 | BSMS Athletics | 4,439.63 | 0.00 | 0.00 | 0.00 | 4,439.63 |
| 21 765 0105 | Football | 41,599.07 | 649.30 | 726.00 | 0.00 | 41,675.77 |
| 21 765 0110 | BMS Football | (6,732.66) | 0.00 | 0.00 | 0.00 | (6,732.66) |
| 21 765 0111 | Varsity Track | 5,341.44 | 0.00 | 0.00 | 0.00 | 5,341.44 |
| 21 765 0112 | BMS Track | (2,655.61) | 0.00 | 0.00 | 0.00 | (2,655.61) |
| 21 765 0113 | Athletic Training | (2,812.54) | 30.00 | 7,107.40 | 0.00 | 4,264.86 |
| 21 765 0114 | Uniforms | 2,284.38 | 0.00 | 0.00 | 0.00 | 2,284.38 |
| 21 765 0115 | Volleyball | 2,385.01 | 120.00 | 478.86 | 0.00 | 2,743.87 |
| 21 765 0116 | Lodging/Meals | 6,391.19 | 0.00 | 0.00 | 0.00 | 6,391.19 |
| 21 765 0117 | Dues/Fees | 906.73 | 0.00 | 0.00 | 0.00 | 906.73 |
| 21 765 0118 | Cross Country Club | 2,987.00 | 329.99 | 1,177.20 | 0.00 | 3,834.21 |
| 21 765 0119 | Baseball | 7,584.75 | 0.00 | 0.00 | 0.00 | 7,584.75 |
| 21 765 0120 | BMS Volleyball | 5,610.11 | 0.00 | 0.00 | 0.00 | 5,610.11 |
| 21 765 0121 | BSMS Football | (75.00) | 100.00 | 0.00 | 0.00 | (175.00) |
| 21 765 0122 | BSMS Track | 569.00 | 0.00 | 0.00 | 0.00 | 569.00 |
| 21 765 0123 | BSMS Volleyball | 1,241.84 | 0.00 | 0.00 | 0.00 | 1,241.84 |
| 21 765 0124 | BSMS Boys' Basketball | 135.88 | 1,100.00 | 319.00 | 0.00 | (645.12) |
| 21 765 0125 | Boys' Basketball | 1,573.84 | 3,261.00 | 3,298.50 | 0.00 | 1,611.34 |
| 21 765 0130 | BMS Boys' Basketball | (447.16) | 425.00 | 385.05 | 0.00 | (487.11) |
| 21 765 0135 | Girls' Basketball | 1,317.57 | 2,325.00 | 2,137.50 | 0.00 | 1,130.07 |
| 21 765 0140 | BMS Girls' Basketball | (3,093.41) | 0.00 | 0.00 | 0.00 | (3,093.41) |
| 21 765 0141 | Baseball Club | 2,963.09 | 6,500.00 | 0.00 | 0.00 | (3,536.91) |
| 21 765 0142 | Volleyball Club | 10,127.77 | 2,250.80 | 0.00 | 0.00 | 7,876.97 |
| 21 765 0143 | BSMS Girls' Basketball | 0.00 | 0.00 | 0.00 | 0.00 | 0.00 |
| 21 765 0145 | Cross Country | 3,795.37 | 376.95 | 0.00 | 0.00 | 3,418.42 |
| 21 765 0146 | BMS Cross Country | (1,113.81) | 0.00 | 0.00 | 0.00 | (1,113.81) |
| 21 765 0147 | BSMS Cross Country | 0.00 | 0.00 | 0.00 | 0.00 | 0.00 |
| 21 765 0150 | Boys' Golf | 3,219.35 | 0.00 | 0.00 | 0.00 | 3,219.35 |
| 21 765 0151 | Softball Club | 4,706.59 | 2,500.00 | 0.00 | 0.00 | 2,206.59 |
| 21 765 0152 | Boys' Soccer | 2,671.33 | 74.98 | 0.00 | 0.00 | 2,596.35 |
| 21 765 0153 | Boys' Soccer Fundraising | 3,919.86 | 1,600.00 | 0.00 | 0.00 | 2,319.86 |
| 21 765 0155 | Girls' Golf | 2,089.30 | 2,649.75 | 0.00 | 0.00 | (560.45) |
| 21 765 0156 | Girls' Tennis | 1,948.10 | 0.00 | 0.00 | 0.00 | 1,948.10 |
| 21 765 0164 | Girls' Soccer | 4,328.79 | 0.00 | 0.00 | 0.00 | 4,328.79 |

Regular; Beginning Month 12/2023; Processing Month 12/2023; Accounts to Include Accounts with Activity; Fund Number 21

Fund: 21 ACTIVITY FUND

| <u>Chart of Account Number</u> | <u>Chart of Account Description</u> | <u>Beginning Balance</u> | <u>Expenses</u> | <u>Revenues</u> | <u>Balance Change</u> | <u>Balance</u> |
|--------------------------------|-------------------------------------|--------------------------|-----------------|-----------------|-----------------------|----------------|
| 21 765 0165 | Girls' Soccer Fundraising | 5,873.55 | 0.00 | 0.00 | 0.00 | 5,873.55 |
| 21 765 0166 | Girls' Tennis Club | 1,695.29 | 0.00 | 0.00 | 0.00 | 1,695.29 |
| 21 765 0180 | Wrestling | 166.96 | 3,359.60 | 3,804.25 | 0.00 | 611.61 |
| 21 765 0185 | BMS Wrestling | (3,620.90) | 1,063.42 | 0.00 | 0.00 | (4,684.32) |
| 21 765 0186 | BSMS Wrestling | 262.00 | 2,256.37 | 610.90 | 0.00 | (1,383.47) |
| 21 765 0190 | Girls' Softball | 6,021.35 | 75.00 | 0.00 | 0.00 | 5,946.35 |
| 21 765 0191 | Unified Bowling | 3,207.25 | 0.00 | 400.00 | 0.00 | 3,607.25 |
| 21 765 0193 | Girls' Golf Club | 1,152.63 | 0.00 | 0.00 | 0.00 | 1,152.63 |
| 21 765 0195 | Track Club | 13,692.33 | 0.00 | 1,366.64 | 0.00 | 15,058.97 |
| 21 765 0196 | Football Club | 9,193.62 | 1,103.02 | 0.00 | 0.00 | 8,090.60 |
| 21 765 0197 | Wrestling Club | 261.88 | 0.00 | 4,301.00 | 0.00 | 4,562.88 |
| 21 765 0200 | Band | 12,832.79 | 122.00 | 150.00 | 0.00 | 12,860.79 |
| 21 765 0210 | BE Band Resale | 73.56 | 0.00 | 0.00 | 0.00 | 73.56 |
| 21 765 0215 | PC Band Resale | 30.90 | 0.00 | 0.00 | 0.00 | 30.90 |
| 21 765 0220 | HE Band Resale | 167.23 | 0.00 | 2,635.00 | 0.00 | 2,802.23 |
| 21 765 0221 | AP Band Resale | 135.54 | 0.00 | 0.00 | 0.00 | 135.54 |
| 21 765 0250 | Band Fundraising | (700.00) | 0.00 | 0.00 | 0.00 | (700.00) |
| 21 765 0300 | Dance Team | (7,302.93) | 511.17 | 13,324.90 | 0.00 | 5,510.80 |
| 21 765 0351 | Wrestling Cheerleading | 877.34 | 0.00 | 0.00 | 0.00 | 877.34 |
| 21 765 0355 | Varsity Cheerleading | 2,980.58 | 542.00 | 66.60 | 0.00 | 2,505.18 |
| 21 765 0425 | Prom | 7,260.48 | 0.00 | 0.00 | 0.00 | 7,260.48 |
| 21 765 0450 | Skills USA/VICA | 6,064.15 | 140.97 | 0.00 | 0.00 | 5,923.18 |
| 21 765 0501 | B-Club | 222.58 | 0.00 | 0.00 | 0.00 | 222.58 |
| 21 765 0505 | PC Student Council | 82.86 | 0.00 | 0.00 | 0.00 | 82.86 |
| 21 765 0510 | HE Student Council | 1,274.83 | 0.00 | 0.00 | 0.00 | 1,274.83 |
| 21 765 0511 | AP Student Council | 754.74 | 0.00 | 0.00 | 0.00 | 754.74 |
| 21 765 0512 | SE Student Council | (758.51) | 0.00 | 0.00 | 0.00 | (758.51) |
| 21 765 0550 | BE Miscellaneous | 7,021.49 | 0.00 | 1,618.45 | 0.00 | 8,639.94 |
| 21 765 0555 | BE Yearbook | 1,629.23 | 0.00 | 0.00 | 0.00 | 1,629.23 |
| 21 765 0556 | Elementary Spanish | (428.20) | 0.00 | 0.00 | 0.00 | (428.20) |
| 21 765 0557 | PC Miscellaneous | 10,403.71 | 331.30 | 113.21 | 0.00 | 10,185.62 |
| 21 765 0558 | PC Yearbook | 50.60 | 0.00 | 0.00 | 0.00 | 50.60 |
| 21 765 0560 | HE Miscellaneous | 4,835.61 | 490.90 | 47.60 | 0.00 | 4,392.31 |
| 21 765 0561 | AP Miscellaneous | 8,739.71 | 0.00 | 86.93 | 0.00 | 8,826.64 |
| 21 765 0566 | AP Yearbook | 1,420.00 | 0.00 | 0.00 | 0.00 | 1,420.00 |
| 21 765 0567 | SE Miscellaneous | (277.82) | 0.00 | 0.93 | 0.00 | (276.89) |

Regular; Beginning Month 12/2023; Processing Month 12/2023; Accounts to Include Accounts with Activity; Fund Number 21

Fund: 21 ACTIVITY FUND

| <u>Chart of Account Number</u> | <u>Chart of Account Description</u> | <u>Beginning Balance</u> | <u>Expenses</u> | <u>Revenues</u> | <u>Balance Change</u> | <u>Balance</u> |
|--------------------------------|-------------------------------------|--------------------------|-----------------|-----------------|-----------------------|----------------|
| 21 765 0568 | SE Yearbook | 114.30 | 0.00 | 0.00 | 0.00 | 114.30 |
| 21 765 0590 | BE Student Council | 1,917.99 | 1,152.00 | 1,307.36 | 0.00 | 2,073.35 |
| 21 765 0600 | FBLA | 5,697.09 | 0.00 | 206.00 | 0.00 | 5,903.09 |
| 21 765 0601 | BMS FBLA | 91.00 | 0.00 | 0.00 | 0.00 | 91.00 |
| 21 765 0650 | Fine Arts | (896.78) | 181.76 | 0.00 | 0.00 | (1,078.54) |
| 21 765 0651 | Play Production | 1,740.09 | 250.00 | 929.00 | 0.00 | 2,419.09 |
| 21 765 0652 | Speech | 512.11 | 8.00 | 0.00 | 0.00 | 504.11 |
| 21 765 0700 | Foreign Language Club (Spanish) | 844.08 | 0.00 | 0.00 | 0.00 | 844.08 |
| 21 765 0720 | French | 490.81 | 382.80 | 139.00 | 0.00 | 247.01 |
| 21 765 0750 | Journalism | 130.01 | 0.00 | 180.00 | 0.00 | 310.01 |
| 21 765 0800 | High School Misc | 13,149.11 | 1,039.63 | 1,663.53 | 0.00 | 13,773.01 |
| 21 765 0801 | HS Robotics | 2,570.00 | 0.00 | 0.00 | 0.00 | 2,570.00 |
| 21 765 0802 | Quiz Bowl | 328.90 | 50.00 | 0.00 | 0.00 | 278.90 |
| 21 765 0803 | BMS Robotics | 92.00 | 0.00 | 0.00 | 0.00 | 92.00 |
| 21 765 0804 | Multi Cultural Club | 860.57 | 21.70 | 0.00 | 0.00 | 838.87 |
| 21 765 0805 | Youth Boys' Basketball | 8,992.65 | 1,609.00 | 0.00 | 0.00 | 7,383.65 |
| 21 765 0806 | Outdoor Club | 2,264.95 | 65.94 | 0.00 | 0.00 | 2,199.01 |
| 21 765 0807 | Key Club | 4,100.32 | 89.00 | 0.00 | 0.00 | 4,011.32 |
| 21 765 0809 | National Honor Society | 164.40 | 0.00 | 0.00 | 0.00 | 164.40 |
| 21 765 0811 | Prism Club | 1,200.00 | 0.00 | 0.00 | 0.00 | 1,200.00 |
| 21 765 0815 | Landscaping Fund | 314.47 | 0.00 | 0.00 | 0.00 | 314.47 |
| 21 765 0820 | Environmental Science | 103.33 | 0.00 | 0.00 | 0.00 | 103.33 |
| 21 765 0825 | Girls' Youth Basketball | 2,592.11 | 632.20 | 500.00 | 0.00 | 2,459.91 |
| 21 765 0830 | PSAT/AP | 9,435.50 | 1,149.12 | 1,463.00 | 0.00 | 9,749.38 |
| 21 765 0835 | Drivers' Education | 353.00 | 0.00 | 0.00 | 0.00 | 353.00 |
| 21 765 0845 | BMS Yearbook | 3,704.09 | 26.97 | 0.00 | 0.00 | 3,677.12 |
| 21 765 0846 | BSMS Yearbook | 712.47 | 0.00 | 0.00 | 0.00 | 712.47 |
| 21 765 0855 | Boys' Youth Golf | 3,165.63 | 0.00 | 0.00 | 0.00 | 3,165.63 |
| 21 765 0856 | Girls' Youth Golf | 472.61 | 0.00 | 0.00 | 0.00 | 472.61 |
| 21 765 0860 | BMS Engineering | 1,343.45 | 0.00 | 0.00 | 0.00 | 1,343.45 |
| 21 765 0865 | HS Engineering | 517.92 | 0.00 | 0.00 | 0.00 | 517.92 |
| 21 765 0870 | BMS Leadership Group | 63.86 | 0.00 | 0.00 | 0.00 | 63.86 |
| 21 765 0875 | Wellness | 3,157.71 | 0.00 | 0.00 | 0.00 | 3,157.71 |
| 21 765 0880 | Facilities Use | 145,826.95 | 7,480.00 | 5,600.00 | 0.00 | 143,946.95 |
| 21 765 0890 | HS Student Senate | 31,169.08 | 14.99 | 477.01 | 0.00 | 31,631.10 |
| 21 765 0891 | BMS Student Senate | 1,542.87 | 192.66 | 0.00 | 0.00 | 1,350.21 |

Regular; Beginning Month 12/2023; Processing Month 12/2023; Accounts to Include Accounts with Activity; Fund Number 21

Fund: 21 ACTIVITY FUND

| <u>Chart of Account Number</u> | <u>Chart of Account Description</u> | <u>Beginning Balance</u> | <u>Expenses</u> | <u>Revenues</u> | <u>Balance Change</u> | <u>Balance</u> |
|--------------------------------|-------------------------------------|--------------------------|-----------------|-----------------|-----------------------|----------------|
| 21 765 0892 | BMS Cooking Club | 1,820.34 | 197.07 | 92.00 | 0.00 | 1,715.27 |
| 21 765 0893 | BMS Miscellaneous | 1,716.39 | 0.00 | 488.69 | 0.00 | 2,205.08 |
| 21 765 0894 | BSMS Student Senate | 1,086.98 | 86.92 | 0.00 | 0.00 | 1,000.06 |
| 21 765 0895 | BSMS Cooking Club | 1,306.89 | 0.00 | 0.00 | 0.00 | 1,306.89 |
| 21 765 0896 | BSMS Miscellaneous | 137.62 | 0.00 | 539.59 | 0.00 | 677.21 |
| 21 765 0900 | Music | 6,311.82 | 5,259.00 | 0.00 | 0.00 | 1,052.82 |
| 21 765 0910 | Musical | 13,683.21 | 442.66 | 0.00 | 0.00 | 13,240.55 |
| 21 765 0916 | BMS Music Resale | 223.19 | 0.00 | 0.00 | 0.00 | 223.19 |
| 21 765 0917 | BSMS Music Resale | 15.00 | 0.00 | 0.00 | 0.00 | 15.00 |
| 21 765 0950 | Vocational | 183.96 | 0.00 | 0.00 | 0.00 | 183.96 |
| 21 765 0952 | Art Lab | 501.49 | 508.40 | 0.00 | 0.00 | (6.91) |
| 21 765 0955 | Shop | (1,085.05) | 0.00 | 197.00 | 0.00 | (888.05) |
| 21 765 0970 | HS Library | 499.71 | 0.00 | 0.00 | 0.00 | 499.71 |
| 21 765 0971 | PC Library | 3,491.84 | 0.00 | 24.00 | 0.00 | 3,515.84 |
| 21 765 0972 | SE Library | 1,384.89 | 0.00 | 832.64 | 0.00 | 2,217.53 |
| 21 765 0975 | BE Library | 3,471.00 | 1,532.12 | 0.00 | 0.00 | 1,938.88 |
| 21 765 0976 | AP Library | 2,740.44 | 34.98 | 14.73 | 0.00 | 2,720.19 |
| 21 765 0995 | HE Library | 2,025.66 | 0.00 | 0.00 | 0.00 | 2,025.66 |
| 21 765 0996 | BMS Library | 5,405.69 | 0.00 | 13.71 | 0.00 | 5,419.40 |
| 21 765 0997 | BSMS Library | 1,347.10 | 0.00 | 0.00 | 0.00 | 1,347.10 |
| 21 765 1410 | Interest | 2,747.92 | 0.00 | 47.71 | 0.00 | 2,795.63 |
| Fund Total: 21 | | 558,603.02 | 60,569.52 | 59,010.89 | 0.00 | 557,044.39 |

Regular; Processing Month 12/2023; Accounts to Include Accounts with Activity

Fund: 01 GENERAL FUND CHECKING

| <u>Account Number</u> | <u>Description</u> | <u>Revised Budget</u> | <u>During Month</u> | <u>To Date</u> | <u>% of Budget</u> | <u>Budget Balance</u> |
|--------------------------|---|-----------------------|---------------------|----------------|--------------------|-----------------------|
| 01 1370 | PRESCHOOL TUITION AND FEES | 0.00 | 4,375.00 | 17,500.00 | 0.00 | (17,500.00) |
| 01 1410 | TRANS REC FROM INDIVIDUALS - REG | 0.00 | 30,712.95 | 58,565.93 | 0.00 | (58,565.93) |
| 01 1510 | INTEREST ON INVESTMENTS | 0.00 | 114.74 | 409.31 | 0.00 | (409.31) |
| 01 1910 | RENTAL OF SCHOOL EQUIPMENT & FACILITIES | 0.00 | 0.00 | 13,750.14 | 0.00 | (13,750.14) |
| 01 1990 | OTHER LOCAL RECEIPTS | 0.00 | 376.76 | 825.76 | 0.00 | (825.76) |
| Subtotal: LOCAL RECIEPTS | | 0.00 | 35,579.45 | 91,051.14 | 0.00 | (91,051.14) |
| 01 2210 | ED SERVICE UNIT RECEIPTS | 0.00 | 0.00 | 177.62 | 0.00 | (177.62) |
| Subtotal: 2000 | | 0.00 | 0.00 | 177.62 | 0.00 | (177.62) |
| 01 3110 | STATE AID | 0.00 | 1,959,554.00 | 7,838,216.00 | 0.00 | (7,838,216.00) |
| 01 3120 | SPECIAL ED PROGRAMS SCHOOL AGE | 0.00 | 538,398.00 | 538,398.00 | 0.00 | (538,398.00) |
| 01 3535 | PAYMENTS FOR HIGH ABILITY LEARNERS | 0.00 | 0.00 | 32,307.00 | 0.00 | (32,307.00) |
| Subtotal: 3000 | | 0.00 | 2,497,952.00 | 8,408,921.00 | 0.00 | (8,408,921.00) |
| 01 4709 | MEDICAID ADMINSTRATIVE ACTIVITIES | 0.00 | 2,073.60 | 6,131.83 | 0.00 | (6,131.83) |
| Subtotal: 4000 | | 0.00 | 2,073.60 | 6,131.83 | 0.00 | (6,131.83) |
| 01 5300 | SALE OF PROPERTY | 0.00 | 0.00 | 600.00 | 0.00 | (600.00) |
| 01 5301 | INSURANCE ADJUSTMENTS | 0.00 | 4,060.44 | 4,060.44 | 0.00 | (4,060.44) |
| Subtotal: 5000 | | 0.00 | 4,060.44 | 4,660.44 | 0.00 | (4,660.44) |
| Fund Total: | | 0.00 | 2,539,665.49 | 8,510,942.03 | 0.00 | (8,510,942.03) |

Fund: 02 NUTRITION SERVICES

| <u>Account Number</u> | <u>Description</u> | <u>Revised Budget</u> | <u>During Month</u> | <u>To Date</u> | <u>% of Budget</u> | <u>Budget Balance</u> |
|--------------------------|--|-----------------------|---------------------|----------------|--------------------|-----------------------|
| 02 1510 | INTEREST ON INVESTMENTS | 0.00 | 73.87 | 328.46 | 0.00 | (328.46) |
| 02 1611 | DAILY SALES - SCHOOL LUNCH PROGRAM | 0.00 | 0.00 | 152,681.32 | 0.00 | (152,681.32) |
| 02 1620 | DAILY SALES - NON-REIMB PROGRAMS | 0.00 | 139,798.76 | 465,103.66 | 0.00 | (465,103.66) |
| 02 1990 | MISCELLANEOUS LOCAL RECEIPTS | 0.00 | 2,101.57 | 9,076.11 | 0.00 | (9,076.11) |
| Subtotal: LOCAL RECIEPTS | | 0.00 | 141,974.20 | 627,189.55 | 0.00 | (627,189.55) |
| 02 3150 | STATE REIMBURSEMENT(OF NUTRITION PROG) | 0.00 | 0.00 | 153,211.84 | 0.00 | (153,211.84) |
| Subtotal: 3000 | | 0.00 | 0.00 | 153,211.84 | 0.00 | (153,211.84) |
| 02 4210 | FEDERAL REIMBURSEMENT(OF NUTRIT PRGMS) | 0.00 | 57,366.16 | 57,366.16 | 0.00 | (57,366.16) |
| Subtotal: 4000 | | 0.00 | 57,366.16 | 57,366.16 | 0.00 | (57,366.16) |
| Fund Total: | | 0.00 | 199,340.36 | 837,767.55 | 0.00 | (837,767.55) |

Fund: 03 DEPRECIATION

| <u>Account Number</u> | <u>Description</u> | <u>Revised Budget</u> | <u>During Month</u> | <u>To Date</u> | <u>% of Budget</u> | <u>Budget Balance</u> |
|--------------------------|-------------------------|-----------------------|---------------------|----------------|--------------------|-----------------------|
| 03 1510 | INTEREST ON INVESTMENTS | 0.00 | 924.17 | 3,985.56 | 0.00 | (3,985.56) |
| Subtotal: LOCAL RECIEPTS | | 0.00 | 924.17 | 3,985.56 | 0.00 | (3,985.56) |
| Fund Total: | | 0.00 | 924.17 | 3,985.56 | 0.00 | (3,985.56) |

Fund: 04 SPECIAL BUILDING FUND - SAVINGS

| <u>Account Number</u> | <u>Description</u> | <u>Revised Budget</u> | <u>During Month</u> | <u>To Date</u> | <u>% of Budget</u> | <u>Budget Balance</u> |
|--------------------------|-------------------------|-----------------------|---------------------|----------------|--------------------|-----------------------|
| 04 1100 | TAXES | 0.00 | 2,826.24 | 3,830.10 | 0.00 | (3,830.10) |
| 04 1510 | INTEREST ON INVESTMENTS | 0.00 | 54.94 | 261.30 | 0.00 | (261.30) |
| Subtotal: LOCAL RECIEPTS | | 0.00 | 2,881.18 | 4,091.40 | 0.00 | (4,091.40) |
| Fund Total: | | 0.00 | 2,881.18 | 4,091.40 | 0.00 | (4,091.40) |

Fund: 05 UNEMPLOYMENT - SAVINGS

| <u>Account Number</u> | <u>Description</u> | <u>Revised Budget</u> | <u>During Month</u> | <u>To Date</u> | <u>% of Budget</u> | <u>Budget Balance</u> |
|--------------------------|-------------------------|-----------------------|---------------------|----------------|--------------------|-----------------------|
| 05 1510 | INTEREST ON INVESTMENTS | 0.00 | 0.87 | 3.63 | 0.00 | (3.63) |
| Subtotal: LOCAL RECIEPTS | | 0.00 | 0.87 | 3.63 | 0.00 | (3.63) |
| Fund Total: | | 0.00 | 0.87 | 3.63 | 0.00 | (3.63) |

Regular; Processing Month 12/2023; Accounts to Include Accounts with Activity

Fund: 06 GENERAL - SAVINGS

| <u>Account Number</u> | <u>Description</u> | <u>Revised Budget</u> | <u>During Month</u> | <u>To Date</u> | <u>% of Budget</u> | <u>Budget Balance</u> |
|--------------------------|-------------------------|-----------------------|---------------------|----------------|--------------------|-----------------------|
| 06 1100 | TAXES | 0.00 | 343,695.96 | 2,271,504.25 | 0.00 | (2,271,504.25) |
| 06 1510 | INTEREST ON INVESTMENTS | 0.00 | 429.50 | 1,546.39 | 0.00 | (1,546.39) |
| Subtotal: LOCAL RECIEPTS | | 0.00 | 344,125.46 | 2,273,050.64 | 0.00 | (2,273,050.64) |
| Fund Total: | | 0.00 | 344,125.46 | 2,273,050.64 | 0.00 | (2,273,050.64) |

Fund: 13 SPECIAL BUILDING FUND - CHECKING

| <u>Account Number</u> | <u>Description</u> | <u>Revised Budget</u> | <u>During Month</u> | <u>To Date</u> | <u>% of Budget</u> | <u>Budget Balance</u> |
|--------------------------|-------------------------|-----------------------|---------------------|----------------|--------------------|-----------------------|
| 13 1510 | INTEREST ON INVESTMENTS | 0.00 | 4.05 | 19.95 | 0.00 | (19.95) |
| Subtotal: LOCAL RECIEPTS | | 0.00 | 4.05 | 19.95 | 0.00 | (19.95) |
| Fund Total: | | 0.00 | 4.05 | 19.95 | 0.00 | (19.95) |

Fund: 14 BUILDING FUND - NLAF

| <u>Account Number</u> | <u>Description</u> | <u>Revised Budget</u> | <u>During Month</u> | <u>To Date</u> | <u>% of Budget</u> | <u>Budget Balance</u> |
|--------------------------|-------------------------|-----------------------|---------------------|----------------|--------------------|-----------------------|
| 14 1510 | Interest on Investments | 0.00 | 47,640.02 | 186,042.11 | 0.00 | (186,042.11) |
| Subtotal: LOCAL RECIEPTS | | 0.00 | 47,640.02 | 186,042.11 | 0.00 | (186,042.11) |
| Fund Total: | | 0.00 | 47,640.02 | 186,042.11 | 0.00 | (186,042.11) |

Fund: 15 QSC BONDS - NLAF

| <u>Account Number</u> | <u>Description</u> | <u>Revised Budget</u> | <u>During Month</u> | <u>To Date</u> | <u>% of Budget</u> | <u>Budget Balance</u> |
|--------------------------|-------------------------------------|-----------------------|---------------------|----------------|--------------------|-----------------------|
| 15 1510 | Interest on Investments | 0.00 | 5,774.09 | 45,783.39 | 0.00 | (45,783.39) |
| Subtotal: LOCAL RECIEPTS | | 0.00 | 5,774.09 | 45,783.39 | 0.00 | (45,783.39) |
| 15 5103 | Qualified School Construction Bonds | 0.00 | 105,153.92 | 105,153.92 | 0.00 | (105,153.92) |
| Subtotal: 5000 | | 0.00 | 105,153.92 | 105,153.92 | 0.00 | (105,153.92) |
| Fund Total: | | 0.00 | 110,928.01 | 150,937.31 | 0.00 | (150,937.31) |

Fund: 16 QSC BONDS -SAVINGS

| <u>Account Number</u> | <u>Description</u> | <u>Revised Budget</u> | <u>During Month</u> | <u>To Date</u> | <u>% of Budget</u> | <u>Budget Balance</u> |
|--------------------------|-------------------------|-----------------------|---------------------|----------------|--------------------|-----------------------|
| 16 1100 | TAXES | 0.00 | 2,197.01 | 38,644.86 | 0.00 | (38,644.86) |
| 16 1510 | Interest on Investments | 0.00 | 421.93 | 3,335.99 | 0.00 | (3,335.99) |
| Subtotal: LOCAL RECIEPTS | | 0.00 | 2,618.94 | 41,980.85 | 0.00 | (41,980.85) |
| Fund Total: | | 0.00 | 2,618.94 | 41,980.85 | 0.00 | (41,980.85) |

Fund: 18 GENERAL FUND CDARS

| <u>Account Number</u> | <u>Description</u> | <u>Revised Budget</u> | <u>During Month</u> | <u>To Date</u> | <u>% of Budget</u> | <u>Budget Balance</u> |
|--------------------------|-------------------------|-----------------------|---------------------|----------------|--------------------|-----------------------|
| 18 1510 | Interest on Investments | 0.00 | 13,156.30 | 79,599.98 | 0.00 | (79,599.98) |
| Subtotal: LOCAL RECIEPTS | | 0.00 | 13,156.30 | 79,599.98 | 0.00 | (79,599.98) |
| Fund Total: | | 0.00 | 13,156.30 | 79,599.98 | 0.00 | (79,599.98) |

Fund: 19 BUILDING FUND CDARS

| <u>Account Number</u> | <u>Description</u> | <u>Revised Budget</u> | <u>During Month</u> | <u>To Date</u> | <u>% of Budget</u> | <u>Budget Balance</u> |
|--------------------------|-------------------------|-----------------------|---------------------|----------------|--------------------|-----------------------|
| 19 1510 | Interest on Investments | 0.00 | 4,836.25 | 18,388.72 | 0.00 | (18,388.72) |
| Subtotal: LOCAL RECIEPTS | | 0.00 | 4,836.25 | 18,388.72 | 0.00 | (18,388.72) |
| Fund Total: | | 0.00 | 4,836.25 | 18,388.72 | 0.00 | (18,388.72) |

Fund: 20 DEPRECIATION CDARS

| <u>Account Number</u> | <u>Description</u> | <u>Revised Budget</u> | <u>During Month</u> | <u>To Date</u> | <u>% of Budget</u> | <u>Budget Balance</u> |
|--------------------------|-------------------------|-----------------------|---------------------|----------------|--------------------|-----------------------|
| 20 1510 | Interest on Investments | 0.00 | 10,091.44 | 38,370.29 | 0.00 | (38,370.29) |
| Subtotal: LOCAL RECIEPTS | | 0.00 | 10,091.44 | 38,370.29 | 0.00 | (38,370.29) |
| Fund Total: | | 0.00 | 10,091.44 | 38,370.29 | 0.00 | (38,370.29) |

Fund: 21 ACTIVITY FUND

| <u>Account Number</u> | <u>Description</u> | <u>Revised Budget</u> | <u>During Month</u> | <u>To Date</u> | <u>% of Budget</u> | <u>Budget Balance</u> |
|-----------------------|-------------------------|-----------------------|---------------------|----------------|--------------------|-----------------------|
| 21 1710 1510 | Interest on Investments | 0.00 | 47.71 | 543.81 | 0.00 | (543.81) |
| 21 1990 0100 | HS Athletics | 0.00 | 140.00 | (72,885.22) | 0.00 | 72,885.22 |
| 21 1990 0101 | BMS Athletics | 0.00 | 0.00 | 21,500.00 | 0.00 | (21,500.00) |
| 21 1990 0102 | BSMS Athletics | 0.00 | 0.00 | 22,000.00 | 0.00 | (22,000.00) |

Regular; Processing Month 12/2023; Accounts to Include Accounts with Activity

| Fund: 21 ACTIVITY FUND | | | | | | |
|-----------------------------|--------------------------|-----------------------|---------------------|----------------|--------------------|-----------------------|
| <u>Account Number</u> | <u>Description</u> | <u>Revised Budget</u> | <u>During Month</u> | <u>To Date</u> | <u>% of Budget</u> | <u>Budget Balance</u> |
| 21 1990 0105 | Football | 0.00 | 726.00 | 60,241.35 | 0.00 | (60,241.35) |
| 21 1990 0110 | BMS Football | 0.00 | 0.00 | 812.80 | 0.00 | (812.80) |
| 21 1990 0113 | Athletic Training | 0.00 | 7,107.40 | 15,107.40 | 0.00 | (15,107.40) |
| 21 1990 0114 | Uniforms | 0.00 | 0.00 | 16,425.00 | 0.00 | (16,425.00) |
| 21 1990 0115 | Volleyball | 0.00 | 478.86 | 10,134.86 | 0.00 | (10,134.86) |
| 21 1990 0116 | Lodging/Meals | 0.00 | 0.00 | 6,500.00 | 0.00 | (6,500.00) |
| 21 1990 0117 | Dues/Fees | 0.00 | 0.00 | 48.00 | 0.00 | (48.00) |
| 21 1990 0118 | Cross Country Club | 0.00 | 1,177.20 | 2,829.20 | 0.00 | (2,829.20) |
| 21 1990 0120 | BMS Volleyball | 0.00 | 0.00 | 2,060.00 | 0.00 | (2,060.00) |
| 21 1990 0121 | BSMS Football | 0.00 | 0.00 | 2,094.75 | 0.00 | (2,094.75) |
| 21 1990 0123 | BSMS Volleyball | 0.00 | 0.00 | 2,535.25 | 0.00 | (2,535.25) |
| 21 1990 0124 | BSMS Boys' Basketball | 0.00 | 319.00 | 2,668.56 | 0.00 | (2,668.56) |
| 21 1990 0125 | Boys' Basketball | 0.00 | 3,298.50 | 4,185.00 | 0.00 | (4,185.00) |
| 21 1990 0130 | BMS Boys' Basketball | 0.00 | 385.05 | 1,674.05 | 0.00 | (1,674.05) |
| 21 1990 0135 | Girls' Basketball | 0.00 | 2,137.50 | 3,524.00 | 0.00 | (3,524.00) |
| 21 1990 0142 | Volleyball Club | 0.00 | 0.00 | 4,068.00 | 0.00 | (4,068.00) |
| 21 1990 0145 | Cross Country | 0.00 | 0.00 | 1,450.00 | 0.00 | (1,450.00) |
| 21 1990 0146 | BMS Cross Country | 0.00 | 0.00 | 175.00 | 0.00 | (175.00) |
| 21 1990 0150 | Boys' Golf | 0.00 | 0.00 | 3,075.00 | 0.00 | (3,075.00) |
| 21 1990 0151 | Softball Club | 0.00 | 0.00 | 3,340.00 | 0.00 | (3,340.00) |
| 21 1990 0152 | Boys' Soccer | 0.00 | 0.00 | 500.00 | 0.00 | (500.00) |
| 21 1990 0153 | Boys' Soccer Fundraising | 0.00 | 0.00 | 775.65 | 0.00 | (775.65) |
| 21 1990 0155 | Girls' Golf | 0.00 | 0.00 | 5,220.00 | 0.00 | (5,220.00) |
| 21 1990 0156 | Girls' Tennis | 0.00 | 0.00 | 2,000.00 | 0.00 | (2,000.00) |
| 21 1990 0164 | Girls' Soccer | 0.00 | 0.00 | 500.00 | 0.00 | (500.00) |
| 21 1990 0180 | Wrestling | 0.00 | 3,804.25 | 4,154.25 | 0.00 | (4,154.25) |
| 21 1990 0186 | BSMS Wrestling | 0.00 | 610.90 | 610.90 | 0.00 | (610.90) |
| 21 1990 0190 | Girls' Softball | 0.00 | 0.00 | 3,802.00 | 0.00 | (3,802.00) |
| 21 1990 0191 | Unified Bowling | 0.00 | 400.00 | 1,250.00 | 0.00 | (1,250.00) |
| 21 1990 0193 | Girls' Golf Club | 0.00 | 0.00 | 2,105.00 | 0.00 | (2,105.00) |
| 21 1990 0195 | Track Club | 0.00 | 1,366.64 | 1,366.64 | 0.00 | (1,366.64) |
| 21 1990 0196 | Football Club | 0.00 | 0.00 | 1,586.00 | 0.00 | (1,586.00) |
| 21 1990 0197 | Wrestling Club | 0.00 | 4,301.00 | 4,301.00 | 0.00 | (4,301.00) |
| 21 1990 0200 | Band | 0.00 | 150.00 | 13,171.89 | 0.00 | (13,171.89) |
| 21 1990 0220 | HE Band Resale | 0.00 | 2,635.00 | 2,635.00 | 0.00 | (2,635.00) |
| 21 1990 0221 | AP Band Resale | 0.00 | 0.00 | 270.00 | 0.00 | (270.00) |
| 21 1990 0300 | Dance Team | 0.00 | 13,324.90 | 38,030.28 | 0.00 | (38,030.28) |
| 21 1990 0355 | Varsity Cheerleading | 0.00 | 66.60 | 6,757.04 | 0.00 | (6,757.04) |
| 21 1990 0450 | Skills USA/VICA | 0.00 | 0.00 | 550.00 | 0.00 | (550.00) |
| 21 1990 0550 | BE Miscellaneous | 0.00 | 1,618.45 | 1,953.45 | 0.00 | (1,953.45) |
| 21 1990 0557 | PC Miscellaneous | 0.00 | 113.21 | 976.48 | 0.00 | (976.48) |
| 21 1990 0558 | PC Yearbook | 0.00 | 0.00 | 50.60 | 0.00 | (50.60) |
| 21 1990 0560 | HE Miscellaneous | 0.00 | 47.60 | 457.98 | 0.00 | (457.98) |
| 21 1990 0561 | AP Miscellaneous | 0.00 | 86.93 | 424.26 | 0.00 | (424.26) |
| 21 1990 0567 | SE Miscellaneous | 0.00 | 0.93 | 282.05 | 0.00 | (282.05) |
| 21 1990 0590 | BE Student Council | 0.00 | 1,307.36 | 1,307.36 | 0.00 | (1,307.36) |
| 21 1990 0600 | FBLA | 0.00 | 206.00 | 1,167.00 | 0.00 | (1,167.00) |
| 21 1990 0651 | Play Products | 0.00 | 929.00 | 929.00 | 0.00 | (929.00) |
| 21 1990 0652 | Speech | 0.00 | 0.00 | 167.90 | 0.00 | (167.90) |
| 21 1990 0720 | French | 0.00 | 139.00 | 139.00 | 0.00 | (139.00) |
| 21 1990 0750 | Journalism | 0.00 | 180.00 | 2,460.00 | 0.00 | (2,460.00) |
| 21 1990 0800 | High School Misc | 0.00 | 1,663.53 | 3,124.27 | 0.00 | (3,124.27) |
| 21 1990 0801 | First Robotics | 0.00 | 0.00 | 2,274.00 | 0.00 | (2,274.00) |
| 21 1990 0804 | Multi Cultural Club | 0.00 | 0.00 | 379.00 | 0.00 | (379.00) |

Regular; Processing Month 12/2023; Accounts to Include Accounts with Activity

| Fund: 21 ACTIVITY FUND | | | | | | |
|---|-------------------------|-----------------------|---------------------|----------------|--------------------|-----------------------|
| <u>Account Number</u> | <u>Description</u> | <u>Revised Budget</u> | <u>During Month</u> | <u>To Date</u> | <u>% of Budget</u> | <u>Budget Balance</u> |
| 21 1990 0805 | Youth Boys' Basketball | 0.00 | 0.00 | 3,192.95 | 0.00 | (3,192.95) |
| 21 1990 0806 | Outdoor Club | 0.00 | 0.00 | 90.00 | 0.00 | (90.00) |
| 21 1990 0807 | Key Club | 0.00 | 0.00 | 429.10 | 0.00 | (429.10) |
| 21 1990 0811 | Prism Club | 0.00 | 0.00 | 1,200.00 | 0.00 | (1,200.00) |
| 21 1990 0825 | Youth Girls' Basketball | 0.00 | 500.00 | 3,650.00 | 0.00 | (3,650.00) |
| 21 1990 0830 | PSAT/AP | 0.00 | 1,463.00 | 1,463.00 | 0.00 | (1,463.00) |
| 21 1990 0875 | Wellness | 0.00 | 0.00 | 1,605.00 | 0.00 | (1,605.00) |
| 21 1990 0880 | Facilities Use | 0.00 | 5,600.00 | 15,100.00 | 0.00 | (15,100.00) |
| 21 1990 0890 | HS Student Senate | 0.00 | 477.01 | 12,831.12 | 0.00 | (12,831.12) |
| 21 1990 0891 | BMS Student Senate | 0.00 | 0.00 | 0.00 | 0.00 | 0.00 |
| 21 1990 0892 | BMS Cooking Club | 0.00 | 92.00 | 1,707.00 | 0.00 | (1,707.00) |
| 21 1990 0893 | BMS Miscellaneous | 0.00 | 488.69 | 830.76 | 0.00 | (830.76) |
| 21 1990 0894 | BSMS Student Senate | 0.00 | 0.00 | 625.00 | 0.00 | (625.00) |
| 21 1990 0895 | BSMS Cooking Club | 0.00 | 0.00 | 1,275.00 | 0.00 | (1,275.00) |
| 21 1990 0896 | BSMS Miscellaneous | 0.00 | 539.59 | 927.96 | 0.00 | (927.96) |
| 21 1990 0900 | Music | 0.00 | 0.00 | 1,719.75 | 0.00 | (1,719.75) |
| 21 1990 0955 | Shop | 0.00 | 197.00 | 1,477.00 | 0.00 | (1,477.00) |
| 21 1990 0971 | PC Library | 0.00 | 24.00 | 2,074.51 | 0.00 | (2,074.51) |
| 21 1990 0972 | SE Library | 0.00 | 832.64 | 1,486.02 | 0.00 | (1,486.02) |
| 21 1990 0975 | BE Library | 0.00 | 0.00 | 779.50 | 0.00 | (779.50) |
| 21 1990 0976 | AP Library | 0.00 | 14.73 | 1,171.09 | 0.00 | (1,171.09) |
| 21 1990 0995 | HE Library | 0.00 | 0.00 | 603.47 | 0.00 | (603.47) |
| 21 1990 0996 | BMS Library | 0.00 | 13.71 | 849.48 | 0.00 | (849.48) |
| 21 1990 0997 | BSMS Library | 0.00 | 0.00 | 1,173.06 | 0.00 | (1,173.06) |
| Subtotal: LOCAL RECIEPTS | | 0.00 | 59,010.89 | 276,045.58 | 0.00 | (276,045.58) |
| Fund Total: | | 0.00 | 59,010.89 | 276,045.58 | 0.00 | (276,045.58) |
| Fund: 22 STUDENT FEE FUND | | | | | | |
| <u>Account Number</u> | <u>Description</u> | <u>Revised Budget</u> | <u>During Month</u> | <u>To Date</u> | <u>% of Budget</u> | <u>Budget Balance</u> |
| 22 1741 5100 | Cooperative Loss | 0.00 | 571.34 | 4,225.29 | 0.00 | (4,225.29) |
| Subtotal: LOCAL RECIEPTS | | 0.00 | 571.34 | 4,225.29 | 0.00 | (4,225.29) |
| Fund Total: | | 0.00 | 571.34 | 4,225.29 | 0.00 | (4,225.29) |
| Fund: 24 QSC BONDS CDARS | | | | | | |
| <u>Account Number</u> | <u>Description</u> | <u>Revised Budget</u> | <u>During Month</u> | <u>To Date</u> | <u>% of Budget</u> | <u>Budget Balance</u> |
| 24 1510 | Interest on Investments | 0.00 | 515.68 | 2,904.66 | 0.00 | (2,904.66) |
| Subtotal: LOCAL RECIEPTS | | 0.00 | 515.68 | 2,904.66 | 0.00 | (2,904.66) |
| Fund Total: | | 0.00 | 515.68 | 2,904.66 | 0.00 | (2,904.66) |
| Fund: 25 BOND FUND | | | | | | |
| <u>Account Number</u> | <u>Description</u> | <u>Revised Budget</u> | <u>During Month</u> | <u>To Date</u> | <u>% of Budget</u> | <u>Budget Balance</u> |
| 25 1100 | Local Property Taxes | 0.00 | 0.00 | 353,676.15 | 0.00 | (353,676.15) |
| 25 1510 | Interest on Investments | 0.00 | 40,947.98 | 133,696.83 | 0.00 | (133,696.83) |
| Subtotal: LOCAL RECIEPTS | | 0.00 | 40,947.98 | 487,372.98 | 0.00 | (487,372.98) |
| Fund Total: | | 0.00 | 40,947.98 | 487,372.98 | 0.00 | (487,372.98) |
| Fund: 27 UNEMPLOYMENT CDARS | | | | | | |
| <u>Account Number</u> | <u>Description</u> | <u>Revised Budget</u> | <u>During Month</u> | <u>To Date</u> | <u>% of Budget</u> | <u>Budget Balance</u> |
| 27 1510 | Interest on Investments | 0.00 | 1,036.11 | 3,939.57 | 0.00 | (3,939.57) |
| Subtotal: LOCAL RECIEPTS | | 0.00 | 1,036.11 | 3,939.57 | 0.00 | (3,939.57) |
| Fund Total: | | 0.00 | 1,036.11 | 3,939.57 | 0.00 | (3,939.57) |
| | | <u>Revised Budget</u> | <u>During Month</u> | <u>To Date</u> | <u>% of Budget</u> | <u>Budget Balance</u> |
| Grand Total: | | 0.00 | 3,378,294.54 | 12,919,668.10 | 0.00 | (12,919,668.10) |

| Account Number | Account Description | Revised Budget | Expended During Month | Expenditures to Date | % of Budget | Balance at EOM | P/ O Outstanding | Unencumbered Balance |
|-----------------|--|----------------|-----------------------|----------------------|-------------|----------------|------------------|----------------------|
| 01 | GENERAL FUND CHECKING | | | | | | | |
| 1100 | REGULAR INSTRUCTIONAL PROGRAMS | | | | | | | |
| 01 1100 110 000 | REG INSTR - SALARIES NON-INSTR DIST | 36,504.00 | 3,219.37 | 12,893.46 | 35.32 | 23,610.54 | 0.00 | 23,610.54 |
| 01 1100 111 000 | REG INSTR - SALARIES TEACHERS DIST | 314,087.37 | 12,471.51 | 49,886.04 | 15.88 | 264,201.33 | 0.00 | 264,201.33 |
| 01 1100 111 001 | REG INSTR - SALARIES TEACHERS HS | 3,511,777.92 | 278,024.74 | 1,116,841.15 | 31.80 | 2,394,936.77 | 0.00 | 2,394,936.77 |
| 01 1100 111 002 | REG INSTR - SALARIES TEACHERS BE | 1,394,310.77 | 119,696.76 | 484,159.24 | 34.72 | 910,151.53 | 0.00 | 910,151.53 |
| 01 1100 111 003 | REG INSTR - SALARIES TEACHERS PC | 2,039,078.42 | 171,045.94 | 683,814.44 | 33.54 | 1,355,263.98 | 0.00 | 1,355,263.98 |
| 01 1100 111 004 | REG INSTR - SALARIES TEACHERS HE | 1,760,304.63 | 138,910.19 | 566,724.43 | 32.19 | 1,193,580.20 | 0.00 | 1,193,580.20 |
| 01 1100 111 005 | REG INSTR - SALARIES TEACHERS BMS | 1,867,830.73 | 154,159.37 | 620,707.40 | 33.23 | 1,247,123.33 | 0.00 | 1,247,123.33 |
| 01 1100 111 006 | REG INSTR - SALARIES TEACHERS AP | 1,442,715.00 | 124,289.46 | 542,370.42 | 37.59 | 900,344.58 | 0.00 | 900,344.58 |
| 01 1100 111 007 | REG INSTR - SALARIES TEACHERS SE | 1,297,756.00 | 107,686.79 | 472,529.40 | 36.41 | 825,226.60 | 0.00 | 825,226.60 |
| 01 1100 111 008 | REG INSTR - SALARIES TEACHERS BSMS | 2,437,133.15 | 199,154.10 | 796,616.40 | 32.69 | 1,640,516.75 | 0.00 | 1,640,516.75 |
| 01 1100 112 001 | REG INSTR - SALARIES INSTR AIDES HS | 46,772.25 | 2,493.42 | 9,918.56 | 21.21 | 36,853.69 | 0.00 | 36,853.69 |
| 01 1100 112 002 | REG INSTR - SALARIES INSTR AIDES BE | 19,558.50 | 0.00 | 0.00 | 0.00 | 19,558.50 | 0.00 | 19,558.50 |
| 01 1100 112 003 | REG INSTR - SALARIES INSTR AIDES PC | 0.00 | 0.00 | 0.00 | 0.00 | 0.00 | 0.00 | 0.00 |
| 01 1100 112 004 | REG INSTR - SALARIES INSTR AIDES HE | 19,558.50 | 0.00 | 0.00 | 0.00 | 19,558.50 | 0.00 | 19,558.50 |
| 01 1100 112 005 | REG INSTR - SALARIES INSTR AIDES BMS | 0.00 | 0.00 | 0.00 | 0.00 | 0.00 | 0.00 | 0.00 |
| 01 1100 112 006 | REG INSTR - SALARIES INSTR AIDES AP | 0.00 | 0.00 | 0.00 | 0.00 | 0.00 | 0.00 | 0.00 |
| 01 1100 112 007 | REG INSTR - SALARIES INSTR AIDES SE | 0.00 | 0.00 | 0.00 | 0.00 | 0.00 | 0.00 | 0.00 |
| 01 1100 112 008 | REG INSTR - SALARIES INSTR AIDES BSMS | 0.00 | 0.00 | 0.00 | 0.00 | 0.00 | 0.00 | 0.00 |
| 01 1100 120 001 | REG INSTR - SUBS NON-INSTR HS | 0.00 | 5,955.07 | 15,673.07 | 0.00 | (15,673.07) | 0.00 | (15,673.07) |
| 01 1100 120 005 | REG INSTR - SUBS NON-INSTR BMS | 0.00 | 804.36 | 1,627.74 | 0.00 | (1,627.74) | 0.00 | (1,627.74) |
| 01 1100 122 001 | REG INSTR - SUB AIDES/ASST HS | 0.00 | 254.38 | 254.38 | 0.00 | (254.38) | 0.00 | (254.38) |
| 01 1100 122 002 | REG INSTR - SUB AIDES/ASST BE | 0.00 | 0.00 | 46.62 | 0.00 | (46.62) | 0.00 | (46.62) |
| 01 1100 122 003 | REG INSTR - SUB AIDES/ASST PC | 0.00 | 0.00 | 0.00 | 0.00 | 0.00 | 0.00 | 0.00 |
| 01 1100 122 004 | REG INSTR - SUB AIDES/ASST HE | 0.00 | 0.00 | 0.00 | 0.00 | 0.00 | 0.00 | 0.00 |
| 01 1100 122 005 | REG INSTR - SUB AIDES/ASST BMS | 0.00 | 218.12 | 274.92 | 0.00 | (274.92) | 0.00 | (274.92) |
| 01 1100 122 006 | REG INSTR - SUB AIDES/ASST AP | 0.00 | 0.00 | 0.00 | 0.00 | 0.00 | 0.00 | 0.00 |
| 01 1100 122 007 | REG INSTR - SUB AIDES/ASST SE | 0.00 | 0.00 | 0.00 | 0.00 | 0.00 | 0.00 | 0.00 |
| 01 1100 122 008 | REG INSTR - SUB AIDES/ASST BSMS | 0.00 | 429.02 | 559.08 | 0.00 | (559.08) | 0.00 | (559.08) |
| 01 1100 123 001 | REG INSTR - SUB TEACHERS HS | 0.00 | 9,240.00 | 36,142.50 | 0.00 | (36,142.50) | 0.00 | (36,142.50) |
| 01 1100 123 002 | REG INSTR - SUB TEACHERS BE | 0.00 | 9,112.50 | 35,722.50 | 0.00 | (35,722.50) | 0.00 | (35,722.50) |
| 01 1100 123 003 | REG INSTR - SUB TEACHERS PC | 0.00 | 6,480.00 | 31,177.50 | 0.00 | (31,177.50) | 0.00 | (31,177.50) |
| 01 1100 123 004 | REG INSTR - SUB TEACHERS HE | 0.00 | 8,332.50 | 19,275.00 | 0.00 | (19,275.00) | 0.00 | (19,275.00) |
| 01 1100 123 005 | REG INSTR - SUB TEACHERS BMS | 0.00 | 5,610.00 | 22,567.50 | 0.00 | (22,567.50) | 0.00 | (22,567.50) |
| 01 1100 123 006 | REG INSTR - SUB TEACHERS AP | 0.00 | 2,640.00 | 10,477.50 | 0.00 | (10,477.50) | 0.00 | (10,477.50) |
| 01 1100 123 007 | REG INSTR - SUB TEACHERS SE | 0.00 | 6,922.50 | 14,760.00 | 0.00 | (14,760.00) | 0.00 | (14,760.00) |
| 01 1100 123 008 | REG INSTR - SUB TEACHERS BSMS | 0.00 | 6,765.00 | 19,470.00 | 0.00 | (19,470.00) | 0.00 | (19,470.00) |
| 01 1100 130 000 | REG INSTR - OT SALARIES NON-INSTR DIST | 0.00 | 823.45 | 3,235.09 | 0.00 | (3,235.09) | 0.00 | (3,235.09) |
| 01 1100 130 001 | REG INSTR - OT SALARIES NON-INSTR HS | 0.00 | 0.00 | 0.00 | 0.00 | 0.00 | 0.00 | 0.00 |
| 01 1100 132 001 | REG INSTR - OT SALARIES AIDES HS | 0.00 | 0.00 | 0.00 | 0.00 | 0.00 | 0.00 | 0.00 |
| 01 1100 132 002 | REG INSTR - OT SALARIES INSTR AIDES BE | 0.00 | 0.00 | 0.00 | 0.00 | 0.00 | 0.00 | 0.00 |
| 01 1100 132 003 | REG INSTR - OT SALARIES INSTR AIDES PC | 0.00 | 0.00 | 0.00 | 0.00 | 0.00 | 0.00 | 0.00 |
| 01 1100 132 004 | REG INSTR - OT SALARIES INSTR AIDES HE | 0.00 | 0.00 | 0.00 | 0.00 | 0.00 | 0.00 | 0.00 |
| 01 1100 132 006 | REG INSTR - OT SALARIES INSTR AIDES AP | 0.00 | 0.00 | 0.00 | 0.00 | 0.00 | 0.00 | 0.00 |
| 01 1100 132 007 | REG INSTR - OT SALARIES INSTR AIDES SE | 0.00 | 0.00 | 0.00 | 0.00 | 0.00 | 0.00 | 0.00 |
| 01 1100 132 008 | REG INSTR - OT SALARIES INSTR AIDES BSMS | 0.00 | 0.00 | 0.00 | 0.00 | 0.00 | 0.00 | 0.00 |
| 01 1100 150 000 | REG INSTR - ADD'L COMP NON-INSTR DIST | 0.00 | 7.91 | 31.64 | 0.00 | (31.64) | 0.00 | (31.64) |
| 01 1100 150 001 | REG INSTR - ADD'L COMP NON-INSTR HS | 0.00 | 227.08 | 2,093.32 | 0.00 | (2,093.32) | 0.00 | (2,093.32) |
| 01 1100 150 005 | REG INSTR - ADD'L COMP NON-INSTR BMS | 0.00 | 35.00 | 310.00 | 0.00 | (310.00) | 0.00 | (310.00) |
| 01 1100 150 008 | REG INSTR - ADD'L COMP NON-INSTR BSMS | 0.00 | 1,461.67 | 2,781.68 | 0.00 | (2,781.68) | 0.00 | (2,781.68) |
| 01 1100 151 000 | REG INSTR - ADD'L COMP TEACHERS DIST | 3,655.67 | 539.94 | 2,285.92 | 62.53 | 1,369.75 | 0.00 | 1,369.75 |
| 01 1100 151 001 | REG INSTR - ADD'L COMP TEACHERS HS | 401,094.21 | 32,582.19 | 132,806.96 | 33.11 | 268,287.25 | 0.00 | 268,287.25 |
| 01 1100 151 002 | REG INSTR - ADD'L COMP TEACHERS BE | 22,358.56 | 1,604.12 | 8,479.06 | 37.92 | 13,879.50 | 0.00 | 13,879.50 |
| 01 1100 151 003 | REG INSTR - ADD'L COMP TEACHERS PC | 27,649.91 | 3,222.27 | 15,626.15 | 56.51 | 12,023.76 | 0.00 | 12,023.76 |

Regular; Processing Month 12/2023

| Account Number | Account Description | Revised Budget | Expended During Month | Expenditures to Date | % of Budget | Balance at EOM | P/ O Outstanding | Unencumbered Balance |
|-----------------|--|----------------|-----------------------|----------------------|-------------|----------------|------------------|----------------------|
| 01 1100 151 004 | REG INSTR - ADD'L COMP TEACHERS HE | 23,863.92 | 2,468.83 | 12,838.65 | 53.80 | 11,025.27 | 0.00 | 11,025.27 |
| 01 1100 151 005 | REG INSTR - ADD'L COMP TEACHERS BMS | 91,896.83 | 8,404.11 | 35,400.44 | 38.52 | 56,496.39 | 0.00 | 56,496.39 |
| 01 1100 151 006 | REG INSTR - ADD'L COMP TEACHERS AP | 26,027.47 | 1,903.75 | 10,365.90 | 39.83 | 15,661.57 | 0.00 | 15,661.57 |
| 01 1100 151 007 | REG INSTR - ADD'L COMP TEACHERS SE | 21,587.23 | 1,588.97 | 8,754.06 | 40.55 | 12,833.17 | 0.00 | 12,833.17 |
| 01 1100 151 008 | REG INSTR - ADD'L COMP TEACHERS BSMS | 92,162.96 | 7,884.23 | 33,904.28 | 36.79 | 58,258.68 | 0.00 | 58,258.68 |
| 01 1100 152 001 | REG INSTR - ADD'L COMP AIDES HS | 0.00 | 0.00 | 0.00 | 0.00 | 0.00 | 0.00 | 0.00 |
| 01 1100 152 002 | REG INSTR - ADD'L COMP AIDES BE | 0.00 | 0.00 | 0.00 | 0.00 | 0.00 | 0.00 | 0.00 |
| 01 1100 152 003 | REG INSTR - ADD'L COMP AIDES PC | 0.00 | 0.00 | 0.00 | 0.00 | 0.00 | 0.00 | 0.00 |
| 01 1100 152 004 | REG INSTR - ADD'L COMP AIDES HE | 0.00 | 0.00 | 0.00 | 0.00 | 0.00 | 0.00 | 0.00 |
| 01 1100 152 005 | REG INSTR - ADD'L COMP AIDES BMS | 0.00 | 0.00 | 0.00 | 0.00 | 0.00 | 0.00 | 0.00 |
| 01 1100 152 006 | REG INSTR - ADD'L COMP AIDES AP | 0.00 | 0.00 | 0.00 | 0.00 | 0.00 | 0.00 | 0.00 |
| 01 1100 152 007 | REG INSTR - ADD'L COMP AIDES SE | 0.00 | 0.00 | 0.00 | 0.00 | 0.00 | 0.00 | 0.00 |
| 01 1100 152 008 | REG INSTR - ADD'L COMP AIDES BSMS | 0.00 | 0.00 | 0.00 | 0.00 | 0.00 | 0.00 | 0.00 |
| 01 1100 210 000 | REG INSTR - GROUP INS NON-INSTR DIST | 62.40 | 5.20 | 20.80 | 33.33 | 41.60 | 0.00 | 41.60 |
| 01 1100 211 000 | REG INSTR - GROUP INS TEACHERS/PROF DIST | 48,260.16 | 4,006.08 | 16,024.32 | 33.20 | 32,235.84 | 0.00 | 32,235.84 |
| 01 1100 211 001 | REG INSTR - GROUP INS TEACHERS/PROF HS | 827,030.04 | 66,321.61 | 266,989.24 | 32.28 | 560,040.80 | 0.00 | 560,040.80 |
| 01 1100 211 002 | REG INSTR - GROUP INS TEACHERS/PROF BE | 383,801.52 | 36,521.36 | 145,205.44 | 37.83 | 238,596.08 | 0.00 | 238,596.08 |
| 01 1100 211 003 | REG INSTR - GROUP INS TEACHERS/PROF PC | 521,539.80 | 42,721.73 | 169,183.28 | 32.44 | 352,356.52 | 0.00 | 352,356.52 |
| 01 1100 211 004 | REG INSTR - GROUP INS TEACHERS/PROF HE | 456,198.24 | 35,552.05 | 143,911.84 | 31.55 | 312,286.40 | 0.00 | 312,286.40 |
| 01 1100 211 005 | REG INSTR - GROUP INS TEACHERS/PROF BMS | 341,464.38 | 27,536.81 | 108,514.21 | 31.78 | 232,950.17 | 0.00 | 232,950.17 |
| 01 1100 211 006 | REG INSTR - GROUP INS TEACHERS/PROF AP | 458,492.76 | 38,858.14 | 155,950.15 | 34.01 | 302,542.61 | 0.00 | 302,542.61 |
| 01 1100 211 007 | REG INSTR - GROUP INS TEACHERS/PROF SE | 409,338.12 | 32,168.89 | 126,972.76 | 31.02 | 282,365.36 | 0.00 | 282,365.36 |
| 01 1100 211 008 | REG INSTR - GROUP INS TEACHERS/PROF BSMS | 524,756.94 | 43,578.27 | 169,171.28 | 32.24 | 355,585.66 | 0.00 | 355,585.66 |
| 01 1100 212 001 | REG INSTR - GROUP INS AIDES HS | 479.28 | 34.74 | 138.96 | 28.99 | 340.32 | 0.00 | 340.32 |
| 01 1100 212 002 | REG INSTR - GROUP INS AIDES BE | 62.40 | 0.00 | 0.00 | 0.00 | 62.40 | 0.00 | 62.40 |
| 01 1100 212 003 | REG INSTR - GROUP INS AIDES PC | 0.00 | 0.00 | 0.00 | 0.00 | 0.00 | 0.00 | 0.00 |
| 01 1100 212 004 | REG INSTR - GROUP INS AIDES HE | 62.40 | 0.00 | 0.00 | 0.00 | 62.40 | 0.00 | 62.40 |
| 01 1100 212 005 | REG INSTR - GROUP INS AIDES BMS | 0.00 | 0.00 | 0.00 | 0.00 | 0.00 | 0.00 | 0.00 |
| 01 1100 212 006 | REG INSTR - GROUP INS AIDES AP | 0.00 | 0.00 | 0.00 | 0.00 | 0.00 | 0.00 | 0.00 |
| 01 1100 212 007 | REG INSTR - GROUP INS AIDES SE | 0.00 | 0.00 | 0.00 | 0.00 | 0.00 | 0.00 | 0.00 |
| 01 1100 212 008 | REG INSTR - GROUP INS AIDES BSMS | 0.00 | 0.00 | 0.00 | 0.00 | 0.00 | 0.00 | 0.00 |
| 01 1100 220 000 | REG INSTR - SOC SEC NON-INSTR DIST | 3,235.87 | 346.22 | 1,381.61 | 42.70 | 1,854.26 | 0.00 | 1,854.26 |
| 01 1100 220 001 | REG INSTR - SOC SEC NON-INSTR HS | 0.00 | 472.92 | 1,359.12 | 0.00 | (1,359.12) | 0.00 | (1,359.12) |
| 01 1100 220 005 | REG INSTR - SOC SEC NON-INSTR BMS | 0.00 | 64.21 | 148.24 | 0.00 | (148.24) | 0.00 | (148.24) |
| 01 1100 220 008 | REG INSTR - SOC SEC NON-INSTR BSMS | 0.00 | 111.82 | 212.79 | 0.00 | (212.79) | 0.00 | (212.79) |
| 01 1100 221 000 | REG INSTR - SOC SEC TEACHERS DIST | 24,237.61 | 1,012.00 | 4,057.66 | 16.74 | 20,179.95 | 0.00 | 20,179.95 |
| 01 1100 221 001 | REG INSTR - SOC SEC TEACHERS HS | 298,277.03 | 23,771.08 | 95,626.04 | 32.06 | 202,650.99 | 0.00 | 202,650.99 |
| 01 1100 221 002 | REG INSTR - SOC SEC TEACHERS BE | 106,530.71 | 9,312.61 | 37,777.39 | 35.46 | 68,753.32 | 0.00 | 68,753.32 |
| 01 1100 221 003 | REG INSTR - SOC SEC TEACHERS PC | 155,412.96 | 13,323.13 | 53,474.51 | 34.41 | 101,938.45 | 0.00 | 101,938.45 |
| 01 1100 221 004 | REG INSTR - SOC SEC TEACHERS HE | 134,161.26 | 10,705.55 | 43,895.85 | 32.72 | 90,265.41 | 0.00 | 90,265.41 |
| 01 1100 221 005 | REG INSTR - SOC SEC TEACHERS BMS | 147,453.47 | 12,627.49 | 51,031.21 | 34.61 | 96,422.26 | 0.00 | 96,422.26 |
| 01 1100 221 006 | REG INSTR - SOC SEC TEACHERS AP | 110,454.30 | 9,439.27 | 38,213.39 | 34.60 | 72,240.91 | 0.00 | 72,240.91 |
| 01 1100 221 007 | REG INSTR - SOC SEC TEACHERS SE | 99,216.61 | 8,372.53 | 33,666.49 | 33.93 | 65,550.12 | 0.00 | 65,550.12 |
| 01 1100 221 008 | REG INSTR - SOC SEC TEACHERS BSMS | 190,273.94 | 15,833.52 | 63,638.87 | 33.45 | 126,635.07 | 0.00 | 126,635.07 |
| 01 1100 222 001 | REG INSTR - SOC SEC AIDES HS | 3,789.77 | 206.77 | 764.50 | 20.17 | 3,025.27 | 0.00 | 3,025.27 |
| 01 1100 222 002 | REG INSTR - SOC SEC AIDES BE | 1,500.12 | 0.00 | 3.57 | 0.24 | 1,496.55 | 0.00 | 1,496.55 |
| 01 1100 222 003 | REG INSTR - SOC SEC AIDES PC | 0.00 | 0.00 | 0.00 | 0.00 | 0.00 | 0.00 | 0.00 |
| 01 1100 222 004 | REG INSTR - SOC SEC AIDES HE | 1,500.12 | 0.00 | 0.00 | 0.00 | 1,500.12 | 0.00 | 1,500.12 |
| 01 1100 222 005 | REG INSTR - SOC SEC AIDES BMS | 0.00 | 16.68 | 21.02 | 0.00 | (21.02) | 0.00 | (21.02) |
| 01 1100 222 006 | REG INSTR - SOC SEC AIDES AP | 0.00 | 0.00 | 0.00 | 0.00 | 0.00 | 0.00 | 0.00 |
| 01 1100 222 007 | REG INSTR - SOC SEC AIDES SE | 0.00 | 0.00 | 0.00 | 0.00 | 0.00 | 0.00 | 0.00 |
| 01 1100 222 008 | REG INSTR - SOC SEC AIDES BSMS | 0.00 | 32.82 | 42.78 | 0.00 | (42.78) | 0.00 | (42.78) |
| 01 1100 223 001 | REG INSTR - SOC SEC SUB TEACHERS HS | 0.00 | 706.89 | 2,764.92 | 0.00 | (2,764.92) | 0.00 | (2,764.92) |
| 01 1100 223 002 | REG INSTR - SOC SEC SUB TEACHERS BE | 0.00 | 697.06 | 2,732.57 | 0.00 | (2,732.57) | 0.00 | (2,732.57) |
| 01 1100 223 003 | REG INSTR - SOC SEC SUB TEACHERS PC | 0.00 | 495.61 | 2,385.08 | 0.00 | (2,385.08) | 0.00 | (2,385.08) |

Regular; Processing Month 12/2023

| Account Number | Account Description | Revised Budget | Expended During Month | Expenditures to Date | % of Budget | Balance at EOM | P/ O Outstanding | Unencumbered Balance |
|-----------------|--|----------------|-----------------------|----------------------|-------------|----------------|------------------|----------------------|
| 01 1100 223 004 | REG INSTR - SOC SEC SUB TEACHERS HE | 0.00 | 637.40 | 1,474.59 | 0.00 | (1,474.59) | 0.00 | (1,474.59) |
| 01 1100 223 005 | REG INSTR - SOC SEC SUB TEACHERS BMS | 0.00 | 429.18 | 1,726.55 | 0.00 | (1,726.55) | 0.00 | (1,726.55) |
| 01 1100 223 006 | REG INSTR - SOC SEC SUB TEACHERS AP | 0.00 | 202.02 | 801.60 | 0.00 | (801.60) | 0.00 | (801.60) |
| 01 1100 223 007 | REG INSTR - SOC SEC SUB TEACHERS SE | 0.00 | 529.63 | 1,129.43 | 0.00 | (1,129.43) | 0.00 | (1,129.43) |
| 01 1100 223 008 | REG INSTR - SOC SEC SUB TEACHERS BSMS | 0.00 | 517.56 | 1,489.53 | 0.00 | (1,489.53) | 0.00 | (1,489.53) |
| 01 1100 230 000 | REG INSTR - RETIREMENT NON-INSTR DIST | 3,605.79 | 297.15 | 1,185.45 | 32.88 | 2,420.34 | 0.00 | 2,420.34 |
| 01 1100 230 001 | REG INSTR - RETIREMENT NON-INSTR HS | 0.00 | 16.16 | 151.76 | 0.00 | (151.76) | 0.00 | (151.76) |
| 01 1100 230 005 | REG INSTR - RETIREMENT NON-INSTR BMS | 0.00 | 2.57 | 22.78 | 0.00 | (22.78) | 0.00 | (22.78) |
| 01 1100 230 008 | REG INSTR - RETIREMENT NON-INSTR BSMS | 0.00 | 76.81 | 81.96 | 0.00 | (81.96) | 0.00 | (81.96) |
| 01 1100 231 000 | REG INSTR - RETIREMENT TEACHERS DIST | 31,295.98 | 954.33 | 3,826.64 | 12.23 | 27,469.34 | 0.00 | 27,469.34 |
| 01 1100 231 001 | REG INSTR - RETIREMENT TEACHERS HS | 385,139.98 | 22,730.70 | 91,507.08 | 23.76 | 293,632.90 | 0.00 | 293,632.90 |
| 01 1100 231 002 | REG INSTR - RETIREMENT TEACHERS BE | 137,554.12 | 8,893.51 | 36,120.55 | 26.26 | 101,433.57 | 0.00 | 101,433.57 |
| 01 1100 231 003 | REG INSTR - RETIREMENT TEACHERS PC | 200,671.65 | 12,702.18 | 50,985.10 | 25.41 | 149,686.55 | 0.00 | 149,686.55 |
| 01 1100 231 004 | REG INSTR - RETIREMENT TEACHERS HE | 173,231.12 | 10,329.93 | 42,349.92 | 24.45 | 130,881.20 | 0.00 | 130,881.20 |
| 01 1100 231 005 | REG INSTR - RETIREMENT TEACHERS BMS | 190,394.23 | 11,915.34 | 48,077.83 | 25.25 | 142,316.40 | 0.00 | 142,316.40 |
| 01 1100 231 006 | REG INSTR - RETIREMENT TEACHERS AP | 142,620.32 | 9,251.51 | 37,444.36 | 26.25 | 105,175.96 | 0.00 | 105,175.96 |
| 01 1100 231 007 | REG INSTR - RETIREMENT TEACHERS SE | 128,110.05 | 8,010.62 | 32,202.78 | 25.14 | 95,907.27 | 0.00 | 95,907.27 |
| 01 1100 231 008 | REG INSTR - RETIREMENT TEACHERS BSMS | 245,684.69 | 15,146.16 | 60,758.66 | 24.73 | 184,926.03 | 0.00 | 184,926.03 |
| 01 1100 232 001 | REG INSTR - RETIREMENT AIDES HS | 4,620.07 | 183.27 | 659.87 | 14.28 | 3,960.20 | 0.00 | 3,960.20 |
| 01 1100 232 002 | REG INSTR - RETIREMENT AIDES BE | 1,931.95 | 0.00 | 0.00 | 0.00 | 1,931.95 | 0.00 | 1,931.95 |
| 01 1100 232 003 | REG INSTR - RETIREMENT AIDES PC | 0.00 | 0.00 | 0.00 | 0.00 | 0.00 | 0.00 | 0.00 |
| 01 1100 232 004 | REG INSTR - RETIREMENT AIDES HE | 1,931.95 | 0.00 | 0.00 | 0.00 | 1,931.95 | 0.00 | 1,931.95 |
| 01 1100 232 005 | REG INSTR - RETIREMENT AIDES BMS | 0.00 | 0.00 | 0.00 | 0.00 | 0.00 | 0.00 | 0.00 |
| 01 1100 232 006 | REG INSTR - RETIREMENT AIDES AP | 0.00 | 0.00 | 0.00 | 0.00 | 0.00 | 0.00 | 0.00 |
| 01 1100 232 007 | REG INSTR - RETIREMENT AIDES SE | 0.00 | 0.00 | 0.00 | 0.00 | 0.00 | 0.00 | 0.00 |
| 01 1100 232 008 | REG INSTR - RETIREMENT AIDES BSMS | 0.00 | 0.00 | 0.00 | 0.00 | 0.00 | 0.00 | 0.00 |
| 01 1100 233 001 | REG INSTR - RETIREMENT SUB TEACHERS HS | 0.00 | 0.00 | 0.00 | 0.00 | 0.00 | 0.00 | 0.00 |
| 01 1100 233 002 | REG INSTR - RETIREMENT SUB TEACHERS BE | 0.00 | 0.00 | 0.00 | 0.00 | 0.00 | 0.00 | 0.00 |
| 01 1100 233 003 | REG INSTR - RETIREMENT SUB TEACHERS PC | 0.00 | 0.00 | 30.31 | 0.00 | (30.31) | 0.00 | (30.31) |
| 01 1100 233 004 | REG INSTR - RETIREMENT SUB TEACHERS HE | 0.00 | 273.41 | 574.39 | 0.00 | (574.39) | 0.00 | (574.39) |
| 01 1100 233 005 | REG INSTR - RETIREMENT SUB TEACHERS BMS | 0.00 | 0.00 | 24.26 | 0.00 | (24.26) | 0.00 | (24.26) |
| 01 1100 233 006 | REG INSTR - RETIREMENT SUB TEACHERS AP | 0.00 | 6.06 | 42.44 | 0.00 | (42.44) | 0.00 | (42.44) |
| 01 1100 233 007 | REG INSTR - RETIREMENT SUB TEACHERS SE | 0.00 | 0.00 | 0.00 | 0.00 | 0.00 | 0.00 | 0.00 |
| 01 1100 233 008 | REG INSTR - RETIREMENT SUB TEACHERS BSMS | 0.00 | 0.00 | 0.00 | 0.00 | 0.00 | 0.00 | 0.00 |
| 01 1100 237 000 | REG INSTR - INCR RET CONTR DIST | 0.00 | 430.40 | 1,723.69 | 0.00 | (1,723.69) | 0.00 | (1,723.69) |
| 01 1100 237 001 | REG INSTR - INCR RET CONTR HS | 0.00 | 7,886.14 | 31,743.66 | 0.00 | (31,743.66) | 0.00 | (31,743.66) |
| 01 1100 237 002 | REG INSTR - INCR RET CONTR BE | 0.00 | 3,058.66 | 12,422.59 | 0.00 | (12,422.59) | 0.00 | (12,422.59) |
| 01 1100 237 003 | REG INSTR - INCR RET CONTR PC | 0.00 | 4,368.51 | 17,545.16 | 0.00 | (17,545.16) | 0.00 | (17,545.16) |
| 01 1100 237 004 | REG INSTR - INCR RET CONTR HE | 0.00 | 3,646.67 | 14,762.46 | 0.00 | (14,762.46) | 0.00 | (14,762.46) |
| 01 1100 237 005 | REG INSTR - INCR RET CONTR BMS | 0.00 | 4,098.84 | 16,431.36 | 0.00 | (16,431.36) | 0.00 | (16,431.36) |
| 01 1100 237 006 | REG INSTR - INCR RET CONTR AP | 0.00 | 3,183.88 | 12,892.45 | 0.00 | (12,892.45) | 0.00 | (12,892.45) |
| 01 1100 237 007 | REG INSTR - INCR RET CONTR SE | 0.00 | 2,754.97 | 11,075.03 | 0.00 | (11,075.03) | 0.00 | (11,075.03) |
| 01 1100 237 008 | REG INSTR - INCR RET CONTR BSMS | 0.00 | 5,235.46 | 20,924.30 | 0.00 | (20,924.30) | 0.00 | (20,924.30) |
| 01 1100 271 001 | REG INSTR - WORK COMP TEACHERS HS | 0.00 | 0.00 | 17,974.25 | 0.00 | (17,974.25) | 0.00 | (17,974.25) |
| 01 1100 271 002 | REG INSTR - WORK COMP TEACHERS BE | 0.00 | 0.00 | 17,974.25 | 0.00 | (17,974.25) | 0.00 | (17,974.25) |
| 01 1100 271 003 | REG INSTR - WORK COMP TEACHERS PC | 0.00 | 0.00 | 17,974.25 | 0.00 | (17,974.25) | 0.00 | (17,974.25) |
| 01 1100 271 004 | REG INSTR - WORK COMP TEACHERS HE | 0.00 | 0.00 | 17,974.25 | 0.00 | (17,974.25) | 0.00 | (17,974.25) |
| 01 1100 271 005 | REG INSTR - WORK COMP TEACHERS BMS | 0.00 | 0.00 | 17,974.25 | 0.00 | (17,974.25) | 0.00 | (17,974.25) |
| 01 1100 271 006 | REG INSTR - WORK COMP TEACHERS AP | 0.00 | 0.00 | 17,974.25 | 0.00 | (17,974.25) | 0.00 | (17,974.25) |
| 01 1100 271 007 | REG INSTR - WORK COMP TEACHERS SE | 0.00 | 0.00 | 17,974.25 | 0.00 | (17,974.25) | 0.00 | (17,974.25) |
| 01 1100 271 008 | REG INSTR - WORK COMP TEACHERS BSMS | 0.00 | 0.00 | 17,974.25 | 0.00 | (17,974.25) | 0.00 | (17,974.25) |
| 01 1100 280 000 | REG INSTR - HEALTH BEN NON-INSTR DIST | 5,700.00 | 475.00 | 1,900.00 | 33.33 | 3,800.00 | 0.00 | 3,800.00 |
| 01 1100 281 000 | REG INSTR - HEALTH BEN TEACHERS DIST | 0.00 | 475.00 | 1,900.00 | 0.00 | (1,900.00) | 0.00 | (1,900.00) |
| 01 1100 281 001 | REG INSTR - HEALTH BEN TEACHERS HS | 83,903.28 | 8,436.13 | 33,744.52 | 40.22 | 50,158.76 | 0.00 | 50,158.76 |
| 01 1100 281 002 | REG INSTR - HEALTH BEN TEACHERS BE | 37,811.64 | 4,742.03 | 17,989.10 | 47.58 | 19,822.54 | 0.00 | 19,822.54 |

| Account Number | Account Description | Revised Budget | Expended During Month | Expenditures to Date | % of Budget | Balance at EOM | P/ O Outstanding | Unencumbered Balance |
|---------------------|--|----------------|-----------------------|----------------------|-------------|----------------|------------------|----------------------|
| 01 1100 281 003 | REG INSTR - HEALTH BEN TEACHERS PC | 54,150.00 | 6,666.88 | 26,667.52 | 49.25 | 27,482.48 | 0.00 | 27,482.48 |
| 01 1100 281 004 | REG INSTR - HEALTH BEN TEACHERS HE | 32,807.76 | 3,459.04 | 13,836.16 | 42.17 | 18,971.60 | 0.00 | 18,971.60 |
| 01 1100 281 005 | REG INSTR - HEALTH BEN TEACHERS BMS | 69,509.70 | 8,092.28 | 33,319.12 | 47.93 | 36,190.58 | 0.00 | 36,190.58 |
| 01 1100 281 006 | REG INSTR - HEALTH BEN TEACHERS AP | 11,400.00 | 2,215.49 | 8,885.45 | 77.94 | 2,514.55 | 0.00 | 2,514.55 |
| 01 1100 281 007 | REG INSTR - HEALTH BEN TEACHERS SE | 22,800.00 | 3,272.01 | 13,088.04 | 57.40 | 9,711.96 | 0.00 | 9,711.96 |
| 01 1100 281 008 | REG INSTR - HEALTH BEN TEACHERS BSMS | 78,755.82 | 7,162.87 | 30,076.48 | 38.19 | 48,679.34 | 0.00 | 48,679.34 |
| 01 1100 320 002 | REG INSTR - PROF ED SERVICES BE | 21,000.00 | 0.00 | 0.00 | 0.00 | 21,000.00 | 0.00 | 21,000.00 |
| 01 1100 320 003 | REG INSTR - PROF ED SERVICES PC | 21,000.00 | 0.00 | 0.00 | 0.00 | 21,000.00 | 0.00 | 21,000.00 |
| 01 1100 320 004 | REG INSTR - PROF ED SERVICES HE | 21,000.00 | 0.00 | 0.00 | 0.00 | 21,000.00 | 0.00 | 21,000.00 |
| 01 1100 320 006 | REG INSTR - PROF ED SERVICES AP | 21,000.00 | 0.00 | 0.00 | 0.00 | 21,000.00 | 0.00 | 21,000.00 |
| 01 1100 320 007 | REG INSTR - PROF ED SERVICES SE | 21,000.00 | 0.00 | 0.00 | 0.00 | 21,000.00 | 0.00 | 21,000.00 |
| 01 1100 340 000 | REG INSTR - OTHER PROF SERVICES DIST | 0.00 | 0.00 | 0.00 | 0.00 | 0.00 | 0.00 | 0.00 |
| 01 1100 340 001 | REG INSTR - OTHER PROF SERVICES HS | 0.00 | 0.00 | 0.00 | 0.00 | 0.00 | 0.00 | 0.00 |
| 01 1100 340 001 081 | REG INSTR - PROF SERV VOCAL MUSIC HS | 0.00 | 0.00 | 0.00 | 0.00 | 0.00 | 0.00 | 0.00 |
| 01 1100 340 001 082 | REG INSTR - PROF SERV INSTR MUSIC HS | 0.00 | 0.00 | 0.00 | 0.00 | 0.00 | 0.00 | 0.00 |
| 01 1100 340 002 | REG INSTR - OTHER PROF SERVICES BE | 0.00 | 0.00 | 0.00 | 0.00 | 0.00 | 0.00 | 0.00 |
| 01 1100 340 003 | REG INSTR - OTHER PROF SERVICES PC | 0.00 | 0.00 | 0.00 | 0.00 | 0.00 | 0.00 | 0.00 |
| 01 1100 340 004 | REG INSTR - OTHER PROF SERVICES HE | 0.00 | 0.00 | 0.00 | 0.00 | 0.00 | 0.00 | 0.00 |
| 01 1100 340 005 | REG INSTR - OTHER PROF SERVICES BMS | 0.00 | 0.00 | 0.00 | 0.00 | 0.00 | 0.00 | 0.00 |
| 01 1100 340 006 | REG INSTR - OTHER PROF SERVICES AP | 0.00 | 0.00 | 0.00 | 0.00 | 0.00 | 0.00 | 0.00 |
| 01 1100 340 007 | REG INSTR - OTHER PROF SERVICES SE | 0.00 | 0.00 | 0.00 | 0.00 | 0.00 | 0.00 | 0.00 |
| 01 1100 340 008 | REG INSTR - OTHER PROF SERVICES BSMS | 0.00 | 0.00 | 0.00 | 0.00 | 0.00 | 0.00 | 0.00 |
| 01 1100 440 001 | REG INSTR - RENTALS HS | 0.00 | 0.00 | 0.00 | 0.00 | 0.00 | 0.00 | 0.00 |
| 01 1100 440 002 | REG INSTR - RENTALS BE | 0.00 | 0.00 | 0.00 | 0.00 | 0.00 | 0.00 | 0.00 |
| 01 1100 440 003 | REG INSTR - RENTALS PC | 0.00 | 0.00 | 0.00 | 0.00 | 0.00 | 0.00 | 0.00 |
| 01 1100 440 004 | REG INSTR - RENTALS HE | 0.00 | 0.00 | 0.00 | 0.00 | 0.00 | 0.00 | 0.00 |
| 01 1100 440 005 | REG INSTR - RENTALS BMS | 0.00 | 0.00 | 0.00 | 0.00 | 0.00 | 0.00 | 0.00 |
| 01 1100 440 006 | REG INSTR - RENTALS AP | 0.00 | 0.00 | 0.00 | 0.00 | 0.00 | 0.00 | 0.00 |
| 01 1100 440 007 | REG INSTR - RENTALS SE | 0.00 | 0.00 | 0.00 | 0.00 | 0.00 | 0.00 | 0.00 |
| 01 1100 440 008 | REG INSTR - RENTALS BSMS | 0.00 | 0.00 | 0.00 | 0.00 | 0.00 | 0.00 | 0.00 |
| 01 1100 550 000 | REG INSTR - PRINTING DIST | 48,000.00 | 1,100.04 | 11,298.47 | 23.58 | 36,701.53 | 21.98 | 36,679.55 |
| 01 1100 550 001 | REG INSTR - PRINTING HS | 0.00 | 0.00 | 0.00 | 0.00 | 0.00 | 0.00 | 0.00 |
| 01 1100 550 002 | REG INSTR - PRINTING BE | 0.00 | 0.00 | 0.00 | 0.00 | 0.00 | 0.00 | 0.00 |
| 01 1100 550 003 | REG INSTR - PRINTING PC | 0.00 | 0.00 | 0.00 | 0.00 | 0.00 | 0.00 | 0.00 |
| 01 1100 550 004 | REG INSTR - PRINTING HE | 0.00 | 0.00 | 0.00 | 0.00 | 0.00 | 0.00 | 0.00 |
| 01 1100 550 005 | REG INSTR - PRINTING BMS | 0.00 | 0.00 | 0.00 | 0.00 | 0.00 | 0.00 | 0.00 |
| 01 1100 550 006 | REG INSTR - PRINTING AP | 0.00 | 0.00 | 0.00 | 0.00 | 0.00 | 0.00 | 0.00 |
| 01 1100 550 007 | REG INSTR - PRINTING SE | 0.00 | 0.00 | 0.00 | 0.00 | 0.00 | 0.00 | 0.00 |
| 01 1100 550 008 | REG INSTR - PRINTING BSMS | 0.00 | 0.00 | 0.00 | 0.00 | 0.00 | 0.00 | 0.00 |
| 01 1100 561 000 | REG INSTR - TUIT PD OTHER DIST | 10,000.00 | 0.00 | 21,240.00 | 212.40 | (11,240.00) | 0.00 | (11,240.00) |
| 01 1100 561 001 | REG INSTR - TUIT PD OTHER DIST HS | 10,000.00 | 0.00 | 10,375.00 | 103.75 | (375.00) | 0.00 | (375.00) |
| 01 1100 561 005 | REG INSTR - TUIT PD OTHER DIST BMS | 10,000.00 | 0.00 | 0.00 | 0.00 | 10,000.00 | 0.00 | 10,000.00 |
| 01 1100 561 008 | REG INSTR - TUIT PD OTHER DIST BSMS | 10,000.00 | 0.00 | 0.00 | 0.00 | 10,000.00 | 0.00 | 10,000.00 |
| 01 1100 580 000 | REG INSTR - TRAVEL & MILEAGE DIST | 3,000.00 | 352.59 | 3,483.33 | 116.11 | (483.33) | 0.00 | (483.33) |
| 01 1100 580 001 | REG INSTR - TRAVEL & MILEAGE HS | 750.00 | 0.00 | 0.00 | 0.00 | 750.00 | 0.00 | 750.00 |
| 01 1100 580 001 015 | REG INSTR - TRAVEL & MILEAGE ENGLISH HS | 0.00 | 0.00 | 0.00 | 0.00 | 0.00 | 0.00 | 0.00 |
| 01 1100 580 001 016 | REG INSTR - TRAVEL & MILEAGE JOURN HS | 0.00 | 0.00 | 0.00 | 0.00 | 0.00 | 0.00 | 0.00 |
| 01 1100 580 001 017 | REG INSTR - TRAVEL & MILEAGE 1ACT/SP HS | 0.00 | 0.00 | 129.95 | 0.00 | (129.95) | 67.67 | (197.62) |
| 01 1100 580 001 020 | REG INSTR - TRAVEL & MILEAGE SPANISH HS | 0.00 | 0.00 | 0.00 | 0.00 | 0.00 | 0.00 | 0.00 |
| 01 1100 580 001 021 | REG INSTR - TRAVEL & MILEAGE FRENCH HS | 0.00 | 0.00 | 0.00 | 0.00 | 0.00 | 0.00 | 0.00 |
| 01 1100 580 001 030 | REG INSTR - TRAVEL & MILEAGE SOC STUD HS | 0.00 | 0.00 | 0.00 | 0.00 | 0.00 | 0.00 | 0.00 |
| 01 1100 580 001 040 | REG INSTR - TRAVEL & MILEAGE MATH HS | 0.00 | 0.00 | 0.00 | 0.00 | 0.00 | 0.00 | 0.00 |
| 01 1100 580 001 050 | REG INSTR - TRAVEL & MILEAGE T&L HS | 0.00 | 0.00 | 0.00 | 0.00 | 0.00 | 0.00 | 0.00 |
| 01 1100 580 001 051 | REG INSTR - TRAVEL & MILEAGE BUSINESS HS | 0.00 | 0.00 | 0.00 | 0.00 | 0.00 | 0.00 | 0.00 |
| 01 1100 580 001 052 | REG INSTR - TRAVEL & MILEAGE IND TECH HS | 0.00 | 0.00 | 22.27 | 0.00 | (22.27) | 0.00 | (22.27) |

| Account Number | Account Description | Revised Budget | Expended During Month | Expenditures to Date | % of Budget | Balance at EOM | P/ O Outstanding | Unencumbered Balance |
|---------------------|---|----------------|-----------------------|----------------------|-------------|----------------|------------------|----------------------|
| 01 1100 580 001 053 | REG INSTR - TRAVEL & MILEAGE FCS HS | 0.00 | 0.00 | 0.00 | 0.00 | 0.00 | 0.00 | 0.00 |
| 01 1100 580 001 060 | REG INSTR - TRAVEL & MILEAGE PE HS | 0.00 | 0.00 | 0.00 | 0.00 | 0.00 | 0.00 | 0.00 |
| 01 1100 580 001 070 | REG INSTR - TRAVEL & MILEAGE SCIENCE HS | 0.00 | 0.00 | 0.00 | 0.00 | 0.00 | 0.00 | 0.00 |
| 01 1100 580 001 080 | REG INSTR - TRAVEL & MILEAGE ART HS | 0.00 | 0.00 | 0.00 | 0.00 | 0.00 | 0.00 | 0.00 |
| 01 1100 580 001 081 | REG INSTR - TRAVEL & MILEAGE VOC MUS HS | 0.00 | 48.50 | 48.50 | 0.00 | (48.50) | 0.00 | (48.50) |
| 01 1100 580 001 082 | REG INSTR - TRAVEL & MILEAGE INST MUS HS | 1,000.00 | 98.00 | 916.95 | 91.70 | 83.05 | 0.00 | 83.05 |
| 01 1100 580 002 | REG INSTR - TRAVEL & MILEAGE BE | 750.00 | 41.13 | 105.32 | 14.04 | 644.68 | 0.00 | 644.68 |
| 01 1100 580 002 001 | REG INSTR - TRAVEL & MILEAGE GRADE 1 BE | 0.00 | 0.00 | 0.00 | 0.00 | 0.00 | 0.00 | 0.00 |
| 01 1100 580 002 002 | REG INSTR - TRAVEL & MILEAGE GRADE 2 BE | 0.00 | 0.00 | 0.00 | 0.00 | 0.00 | 0.00 | 0.00 |
| 01 1100 580 002 003 | REG INSTR - TRAVEL & MILEAGE GRADE 3 BE | 0.00 | 0.00 | 0.00 | 0.00 | 0.00 | 0.00 | 0.00 |
| 01 1100 580 002 004 | REG INSTR - TRAVEL & MILEAGE GRADE 4 BE | 0.00 | 0.00 | 0.00 | 0.00 | 0.00 | 0.00 | 0.00 |
| 01 1100 580 002 005 | REG INSTR - TRAVEL & MILEAGE GRADE 5 BE | 0.00 | 0.00 | 0.00 | 0.00 | 0.00 | 0.00 | 0.00 |
| 01 1100 580 002 007 | REG INSTR - TRAVEL & MILEAGE KDG BE | 0.00 | 0.00 | 0.00 | 0.00 | 0.00 | 0.00 | 0.00 |
| 01 1100 580 002 060 | REG INSTR - TRAVEL & MILEAGE PE BE | 0.00 | 0.00 | 0.00 | 0.00 | 0.00 | 0.00 | 0.00 |
| 01 1100 580 002 080 | REG INSTR - TRAVEL & MILEAGE ART BE | 0.00 | 0.00 | 0.00 | 0.00 | 0.00 | 0.00 | 0.00 |
| 01 1100 580 002 081 | REG INSTR - TRAVEL & MILEAGE VOC MUS BE | 0.00 | 0.00 | 0.00 | 0.00 | 0.00 | 0.00 | 0.00 |
| 01 1100 580 002 082 | REG INSTR - TRAVEL & MILEAGE INST MUS BE | 0.00 | 0.00 | 0.00 | 0.00 | 0.00 | 0.00 | 0.00 |
| 01 1100 580 003 | REG INSTR - TRAVEL & MILEAGE PC | 750.00 | 0.00 | 0.00 | 0.00 | 750.00 | 0.00 | 750.00 |
| 01 1100 580 003 001 | REG INSTR - TRAVEL & MILEAGE GRADE 1 PC | 0.00 | 0.00 | 0.00 | 0.00 | 0.00 | 0.00 | 0.00 |
| 01 1100 580 003 002 | REG INSTR - TRAVEL & MILEAGE GRADE 2 PC | 0.00 | 0.00 | 0.00 | 0.00 | 0.00 | 0.00 | 0.00 |
| 01 1100 580 003 003 | REG INSTR - TRAVEL & MILEAGE GRADE 3 PC | 0.00 | 0.00 | 0.00 | 0.00 | 0.00 | 0.00 | 0.00 |
| 01 1100 580 003 004 | REG INSTR - TRAVEL & MILEAGE GRADE 4 PC | 0.00 | 0.00 | 0.00 | 0.00 | 0.00 | 0.00 | 0.00 |
| 01 1100 580 003 005 | REG INSTR - TRAVEL & MILEAGE GRADE 5 PC | 0.00 | 0.00 | 0.00 | 0.00 | 0.00 | 0.00 | 0.00 |
| 01 1100 580 003 007 | REG INSTR - TRAVEL & MILEAGE KDG PC | 0.00 | 0.00 | 0.00 | 0.00 | 0.00 | 0.00 | 0.00 |
| 01 1100 580 003 060 | REG INSTR - TRAVEL & MILEAGE PE PC | 0.00 | 0.00 | 0.00 | 0.00 | 0.00 | 0.00 | 0.00 |
| 01 1100 580 003 080 | REG INSTR - TRAVEL & MILEAGE ART PC | 0.00 | 4.71 | 18.86 | 0.00 | (18.86) | 0.00 | (18.86) |
| 01 1100 580 003 081 | REG INSTR - TRAVEL & MILEAGE VOC MUS PC | 0.00 | 11.79 | 51.09 | 0.00 | (51.09) | 0.00 | (51.09) |
| 01 1100 580 003 082 | REG INSTR - TRAVEL & MILEAGE INST MUS PC | 0.00 | 0.00 | 0.00 | 0.00 | 0.00 | 0.00 | 0.00 |
| 01 1100 580 004 | REG INSTR - TRAVEL & MILEAGE HE | 750.00 | 0.00 | 107.16 | 14.29 | 642.84 | 0.00 | 642.84 |
| 01 1100 580 004 001 | REG INSTR - TRAVEL & MILEAGE GRADE 1 HE | 0.00 | 0.00 | 0.00 | 0.00 | 0.00 | 0.00 | 0.00 |
| 01 1100 580 004 002 | REG INSTR - TRAVEL & MILEAGE GRADE 2 HE | 0.00 | 0.00 | 0.00 | 0.00 | 0.00 | 0.00 | 0.00 |
| 01 1100 580 004 003 | REG INSTR - TRAVEL & MILEAGE GRADE 3 HE | 0.00 | 0.00 | 0.00 | 0.00 | 0.00 | 0.00 | 0.00 |
| 01 1100 580 004 004 | REG INSTR - TRAVEL & MILEAGE GRADE 4 HE | 0.00 | 0.00 | 0.00 | 0.00 | 0.00 | 0.00 | 0.00 |
| 01 1100 580 004 005 | REG INSTR - TRAVEL & MILEAGE GRADE 5 HE | 0.00 | 0.00 | 0.00 | 0.00 | 0.00 | 0.00 | 0.00 |
| 01 1100 580 004 007 | REG INSTR - TRAVEL & MILEAGE KDG HE | 0.00 | 0.00 | 0.00 | 0.00 | 0.00 | 0.00 | 0.00 |
| 01 1100 580 004 060 | REG INSTR - TRAVEL & MILEAGE PE HE | 0.00 | 0.00 | 0.00 | 0.00 | 0.00 | 0.00 | 0.00 |
| 01 1100 580 004 080 | REG INSTR - TRAVEL & MILEAGE ART HE | 0.00 | 0.00 | 0.00 | 0.00 | 0.00 | 0.00 | 0.00 |
| 01 1100 580 004 081 | REG INSTR - TRAVEL & MILEAGE VOC MUS HE | 0.00 | 0.00 | 0.00 | 0.00 | 0.00 | 0.00 | 0.00 |
| 01 1100 580 004 082 | REG INSTR - TRAVEL & MILEAGE INST MUS HE | 0.00 | 0.00 | 0.00 | 0.00 | 0.00 | 0.00 | 0.00 |
| 01 1100 580 005 | REG INSTR - TRAVEL & MILEAGE BMS | 750.00 | 0.00 | 0.00 | 0.00 | 750.00 | 0.00 | 750.00 |
| 01 1100 580 005 015 | REG INSTR - TRAVEL & MILEAGE ENGLISH BMS | 0.00 | 0.00 | 0.00 | 0.00 | 0.00 | 0.00 | 0.00 |
| 01 1100 580 005 018 | REG INSTR - TRAVEL & MILEAGE READING BMS | 0.00 | 0.00 | 0.00 | 0.00 | 0.00 | 0.00 | 0.00 |
| 01 1100 580 005 019 | REG INSTR - TRAVEL & MILEAGE SPEECH BMS | 0.00 | 0.00 | 0.00 | 0.00 | 0.00 | 0.00 | 0.00 |
| 01 1100 580 005 022 | REG INSTR - TRAVEL & MILEAGE LANGUAGE BMS | 0.00 | 0.00 | 0.00 | 0.00 | 0.00 | 0.00 | 0.00 |
| 01 1100 580 005 030 | REG INSTR - TRAVEL & MILEAGE SOC STUD BMS | 0.00 | 0.00 | 0.00 | 0.00 | 0.00 | 0.00 | 0.00 |
| 01 1100 580 005 040 | REG INSTR - TRAVEL & MILEAGE MATH BMS | 0.00 | 0.00 | 0.00 | 0.00 | 0.00 | 0.00 | 0.00 |
| 01 1100 580 005 050 | REG INSTR - TRAVEL & MILEAGE T&L BMS | 0.00 | 0.00 | 13.10 | 0.00 | (13.10) | 0.00 | (13.10) |
| 01 1100 580 005 054 | REG INSTR - TRAVEL & MILEAGE COMPUTER BMS | 0.00 | 0.00 | 0.00 | 0.00 | 0.00 | 0.00 | 0.00 |
| 01 1100 580 005 060 | REG INSTR - TRAVEL & MILEAGE PE BMS | 0.00 | 0.00 | 0.00 | 0.00 | 0.00 | 0.00 | 0.00 |
| 01 1100 580 005 070 | REG INSTR - TRAVEL & MILEAGE SCIENCE BMS | 0.00 | 0.00 | 0.00 | 0.00 | 0.00 | 0.00 | 0.00 |
| 01 1100 580 005 080 | REG INSTR - TRAVEL & MILEAGE ART BMS | 0.00 | 0.00 | 0.00 | 0.00 | 0.00 | 0.00 | 0.00 |
| 01 1100 580 005 081 | REG INSTR - TRAVEL & MILEAGE VOC MUS BMS | 0.00 | 10.08 | 38.05 | 0.00 | (38.05) | 0.00 | (38.05) |
| 01 1100 580 005 082 | REG INSTR - TRAVEL & MILEAGE INST MUS BMS | 0.00 | 0.00 | 16.51 | 0.00 | (16.51) | 0.00 | (16.51) |
| 01 1100 580 005 083 | REG INSTR - TRAVEL & MILEAGE GEN MUS BMS | 0.00 | 0.00 | 0.00 | 0.00 | 0.00 | 0.00 | 0.00 |
| 01 1100 580 006 | REG INSTR - TRAVEL & MILEAGE AP | 750.00 | 169.51 | 473.69 | 63.16 | 276.31 | 0.00 | 276.31 |

Regular; Processing Month 12/2023

| Account Number | Account Description | Revised Budget | Expended During Month | Expenditures to Date | % of Budget | Balance at EOM | P/ O Outstanding | Unencumbered Balance |
|---------------------|---------------------------------------|----------------|-----------------------|----------------------|-------------|----------------|------------------|----------------------|
| 01 1100 610 001 051 | REG INSTR - SUPPLIES BUSINESS HS | 1,000.00 | 0.00 | 815.58 | 81.56 | 184.42 | 0.00 | 184.42 |
| 01 1100 610 001 052 | REG INSTR - SUPPLIES IND TECH HS | 1,500.00 | 725.10 | 2,581.45 | 172.51 | (1,081.45) | 6.19 | (1,087.64) |
| 01 1100 610 001 053 | REG INSTR - SUPPLIES FCS HS | 4,750.00 | 638.37 | 3,822.18 | 80.47 | 927.82 | 0.00 | 927.82 |
| 01 1100 610 001 060 | REG INSTR - SUPPLIES PE HS | 2,250.00 | 0.00 | 5,378.37 | 258.36 | (3,128.37) | 434.80 | (3,563.17) |
| 01 1100 610 001 070 | REG INSTR - SUPPLIES SCIENCE HS | 10,000.00 | 252.65 | 7,919.81 | 81.09 | 2,080.19 | 188.88 | 1,891.31 |
| 01 1100 610 001 080 | REG INSTR - SUPPLIES ART HS | 5,000.00 | 0.00 | 5,851.35 | 117.17 | (851.35) | 7.08 | (858.43) |
| 01 1100 610 001 081 | REG INSTR - SUPPLIES VOCAL MUSIC HS | 500.00 | 0.00 | 296.65 | 59.33 | 203.35 | 0.00 | 203.35 |
| 01 1100 610 001 082 | REG INSTR - SUPPLIES INSTR MUSIC HS | 2,500.00 | 0.00 | 873.76 | 34.95 | 1,626.24 | 0.00 | 1,626.24 |
| 01 1100 610 001 611 | REG INSTR - TESTING SUPPLIES HS | 2,500.00 | 0.00 | 0.00 | 0.00 | 2,500.00 | 0.00 | 2,500.00 |
| 01 1100 610 002 | REG INSTR - SUPPLIES BE | 10,000.00 | 12.34 | 8,554.77 | 86.63 | 1,445.23 | 108.57 | 1,336.66 |
| 01 1100 610 002 001 | REG INSTR - SUPPLIES 1ST GRADE BE | 1,000.00 | 42.68 | 222.76 | 25.87 | 777.24 | 35.96 | 741.28 |
| 01 1100 610 002 002 | REG INSTR - SUPPLIES 2ND GRADE BE | 1,000.00 | (37.99) | 221.40 | 62.65 | 778.60 | 405.11 | 373.49 |
| 01 1100 610 002 003 | REG INSTR - SUPPLIES 3RD GRADE BE | 1,000.00 | 0.00 | 717.65 | 85.57 | 282.35 | 138.07 | 144.28 |
| 01 1100 610 002 004 | REG INSTR - SUPPLIES 4TH GRADE BE | 1,000.00 | 0.00 | 559.02 | 55.90 | 440.98 | 0.00 | 440.98 |
| 01 1100 610 002 005 | REG INSTR - SUPPLIES 5TH GRADE BE | 1,000.00 | 53.11 | 467.02 | 46.70 | 532.98 | 0.00 | 532.98 |
| 01 1100 610 002 007 | REG INSTR - SUPPLIES KDG BE | 1,000.00 | 0.00 | 553.00 | 55.85 | 447.00 | 5.48 | 441.52 |
| 01 1100 610 002 020 | REG INSTR - SUPPLIES SPANISH BE | 250.00 | 0.00 | 0.00 | 0.00 | 250.00 | 0.00 | 250.00 |
| 01 1100 610 002 060 | REG INSTR - SUPPLIES PE BE | 750.00 | 0.00 | 0.00 | 3.47 | 750.00 | 25.99 | 724.01 |
| 01 1100 610 002 080 | REG INSTR - SUPPLIES ART BE | 750.00 | 0.00 | 725.55 | 96.74 | 24.45 | 0.00 | 24.45 |
| 01 1100 610 002 081 | REG INSTR - SUPPLIES VOCAL MUSIC BE | 500.00 | 25.55 | 125.76 | 25.15 | 374.24 | 0.00 | 374.24 |
| 01 1100 610 002 082 | REG INSTR - SUPPLIES INSTR MUSIC BE | 250.00 | 0.00 | 0.00 | 0.00 | 250.00 | 0.00 | 250.00 |
| 01 1100 610 002 611 | REG INSTR - TESTING SUPPLIES BE | 2,500.00 | 0.00 | 0.00 | 0.00 | 2,500.00 | 0.00 | 2,500.00 |
| 01 1100 610 003 | REG INSTR - SUPPLIES PC | 10,000.00 | 413.40 | 4,781.43 | 50.51 | 5,218.57 | 269.34 | 4,949.23 |
| 01 1100 610 003 001 | REG INSTR - SUPPLIES 1ST GRADE PC | 1,000.00 | 0.00 | 856.86 | 85.69 | 143.14 | 0.00 | 143.14 |
| 01 1100 610 003 002 | REG INSTR - SUPPLIES 2ND GRADE PC | 1,000.00 | 0.00 | 482.29 | 49.43 | 517.71 | 11.99 | 505.72 |
| 01 1100 610 003 003 | REG INSTR - SUPPLIES 3RD GRADE PC | 1,000.00 | 0.00 | 872.23 | 87.22 | 127.77 | 0.00 | 127.77 |
| 01 1100 610 003 004 | REG INSTR - SUPPLIES 4TH GRADE PC | 1,000.00 | 0.00 | 449.54 | 44.95 | 550.46 | 0.00 | 550.46 |
| 01 1100 610 003 005 | REG INSTR - SUPPLIES 5TH GRADE PC | 1,000.00 | 0.00 | 696.97 | 69.70 | 303.03 | 0.00 | 303.03 |
| 01 1100 610 003 007 | REG INSTR - SUPPLIES KDG PC | 1,000.00 | 0.00 | 0.00 | 0.00 | 1,000.00 | 0.00 | 1,000.00 |
| 01 1100 610 003 020 | REG INSTR - SUPPLIES SPANISH PC | 250.00 | 0.00 | 0.00 | 0.00 | 250.00 | 0.00 | 250.00 |
| 01 1100 610 003 060 | REG INSTR - SUPPLIES PE PC | 750.00 | 0.00 | 221.68 | 29.56 | 528.32 | 0.00 | 528.32 |
| 01 1100 610 003 080 | REG INSTR - SUPPLIES ART PC | 750.00 | 0.00 | 403.41 | 53.79 | 346.59 | 0.00 | 346.59 |
| 01 1100 610 003 081 | REG INSTR - SUPPLIES VOCAL MUSIC PC | 500.00 | 0.00 | 0.00 | 0.00 | 500.00 | 0.00 | 500.00 |
| 01 1100 610 003 082 | REG INSTR - SUPPLIES INSTR MUSIC PC | 250.00 | 0.00 | 0.00 | 0.00 | 250.00 | 0.00 | 250.00 |
| 01 1100 610 003 611 | REG INSTR - TESTING SUPPLIES PC | 2,500.00 | 0.00 | 0.00 | 0.00 | 2,500.00 | 0.00 | 2,500.00 |
| 01 1100 610 004 | REG INSTR - SUPPLIES HE | 10,000.00 | 298.72 | 4,578.46 | 45.88 | 5,421.54 | 9.96 | 5,411.58 |
| 01 1100 610 004 001 | REG INSTR - SUPPLIES 1ST GRADE HE | 1,000.00 | 0.00 | 264.54 | 26.45 | 735.46 | 0.00 | 735.46 |
| 01 1100 610 004 002 | REG INSTR - SUPPLIES 2ND GRADE HE | 1,000.00 | 0.00 | 202.30 | 20.23 | 797.70 | 0.00 | 797.70 |
| 01 1100 610 004 003 | REG INSTR - SUPPLIES 3RD GRADE HE | 1,000.00 | 0.00 | 0.00 | 1.60 | 1,000.00 | 15.98 | 984.02 |
| 01 1100 610 004 004 | REG INSTR - SUPPLIES 4TH GRADE HE | 1,000.00 | 0.00 | 0.00 | 0.00 | 1,000.00 | 0.00 | 1,000.00 |
| 01 1100 610 004 005 | REG INSTR - SUPPLIES 5TH GRADE HE | 1,000.00 | 0.00 | 43.90 | 4.39 | 956.10 | 0.00 | 956.10 |
| 01 1100 610 004 007 | REG INSTR - SUPPLIES KDG HE | 1,000.00 | 0.00 | 25.94 | 2.59 | 974.06 | 0.00 | 974.06 |
| 01 1100 610 004 020 | REG INSTR - SUPPLIES SPANISH HE | 500.00 | 0.00 | 0.00 | 0.00 | 500.00 | 0.00 | 500.00 |
| 01 1100 610 004 060 | REG INSTR - SUPPLIES PE HE | 750.00 | 0.00 | 564.62 | 75.28 | 185.38 | 0.00 | 185.38 |
| 01 1100 610 004 080 | REG INSTR - SUPPLIES ART HE | 750.00 | 0.00 | 1,891.92 | 252.26 | (1,141.92) | 0.00 | (1,141.92) |
| 01 1100 610 004 081 | REG INSTR - SUPPLIES VOCAL MUSIC HE | 500.00 | 74.95 | 95.94 | 19.19 | 404.06 | 0.00 | 404.06 |
| 01 1100 610 004 082 | REG INSTR - SUPPLIES INSTR MUSIC HE | 250.00 | 0.00 | 0.00 | 0.00 | 250.00 | 0.00 | 250.00 |
| 01 1100 610 004 611 | REG INSTR - TESTING SUPPLIES HE | 2,500.00 | 0.00 | 0.00 | 0.00 | 2,500.00 | 0.00 | 2,500.00 |
| 01 1100 610 005 | REG INSTR - SUPPLIES BMS | 15,000.00 | 323.17 | 3,661.50 | 24.41 | 11,338.50 | 0.00 | 11,338.50 |
| 01 1100 610 005 015 | REG INSTR - SUPPLIES ENGLISH BMS | 1,500.00 | 8.59 | 573.23 | 38.22 | 926.77 | 0.00 | 926.77 |
| 01 1100 610 005 018 | REG INSTR - SUPPLIES READING BMS | 1,500.00 | 58.92 | 548.51 | 44.51 | 951.49 | 119.08 | 832.41 |
| 01 1100 610 005 019 | REG INSTR - SUPPLIES SPEECH/DRAMA BMS | 500.00 | 0.00 | 0.00 | 0.00 | 500.00 | 0.00 | 500.00 |
| 01 1100 610 005 022 | REG INSTR - SUPPLIES WORLD LANG BMS | 1,500.00 | 0.00 | 0.00 | 0.00 | 1,500.00 | 0.00 | 1,500.00 |
| 01 1100 610 005 030 | REG INSTR - SUPPLIES SOC STUD BMS | 1,000.00 | 0.00 | 1,302.63 | 132.96 | (302.63) | 26.99 | (329.62) |
| 01 1100 610 005 040 | REG INSTR - SUPPLIES MATH BMS | 2,500.00 | 0.00 | 1,351.03 | 55.64 | 1,148.97 | 40.00 | 1,108.97 |

| Account Number | Account Description | Revised Budget | Expended During Month | Expenditures to Date | % of Budget | Balance at EOM | P/ O Outstanding | Unencumbered Balance |
|---------------------|--|----------------|-----------------------|----------------------|-------------|----------------|------------------|----------------------|
| 01 1100 735 004 | REG INSTR - SOFTWARE HE | 27,500.00 | 0.00 | 0.00 | 0.00 | 27,500.00 | 0.00 | 27,500.00 |
| 01 1100 735 004 001 | REG INSTR - SOFTWARE 1ST GRADE HE | 0.00 | 0.00 | 0.00 | 0.00 | 0.00 | 0.00 | 0.00 |
| 01 1100 735 004 002 | REG INSTR - SOFTWARE 2ND GRADE HE | 0.00 | 0.00 | 0.00 | 0.00 | 0.00 | 0.00 | 0.00 |
| 01 1100 735 004 003 | REG INSTR - SOFTWARE 3RD GRADE HE | 0.00 | 0.00 | 0.00 | 0.00 | 0.00 | 0.00 | 0.00 |
| 01 1100 735 004 004 | REG INSTR - SOFTWARE 4TH GRADE HE | 0.00 | 0.00 | 0.00 | 0.00 | 0.00 | 0.00 | 0.00 |
| 01 1100 735 004 005 | REG INSTR - SOFTWARE 5TH GRADE HE | 0.00 | 0.00 | 0.00 | 0.00 | 0.00 | 0.00 | 0.00 |
| 01 1100 735 004 007 | REG INSTR - SOFTWARE KDG HE | 0.00 | 0.00 | 0.00 | 0.00 | 0.00 | 0.00 | 0.00 |
| 01 1100 735 004 060 | REG INSTR - SOFTWARE PE HE | 0.00 | 0.00 | 0.00 | 0.00 | 0.00 | 0.00 | 0.00 |
| 01 1100 735 004 080 | REG INSTR - SOFTWARE ART HE | 0.00 | 0.00 | 0.00 | 0.00 | 0.00 | 0.00 | 0.00 |
| 01 1100 735 004 081 | REG INSTR - SOFTWARE VOCAL MUSIC HE | 0.00 | 0.00 | 0.00 | 0.00 | 0.00 | 0.00 | 0.00 |
| 01 1100 735 004 082 | REG INSTR - SOFTWARE INSTR MUSIC HE | 0.00 | 0.00 | 0.00 | 0.00 | 0.00 | 0.00 | 0.00 |
| 01 1100 735 005 | REG INSTR - SOFTWARE BMS | 32,500.00 | 0.00 | 1,594.91 | 4.91 | 30,905.09 | 0.00 | 30,905.09 |
| 01 1100 735 005 015 | REG INSTR - SOFTWARE ENGLISH BMS | 500.00 | 0.00 | 0.00 | 0.00 | 500.00 | 0.00 | 500.00 |
| 01 1100 735 005 018 | REG INSTR - SOFTWARE READING BMS | 250.00 | 0.00 | 59.88 | 23.95 | 190.12 | 0.00 | 190.12 |
| 01 1100 735 005 019 | REG INSTR - SOFTWARE SPEECH/DRAMA BMS | 0.00 | 0.00 | 0.00 | 0.00 | 0.00 | 0.00 | 0.00 |
| 01 1100 735 005 022 | REG INSTR - SOFTWARE WORLD LANG BMS | 0.00 | 0.00 | 0.00 | 0.00 | 0.00 | 0.00 | 0.00 |
| 01 1100 735 005 030 | REG INSTR - SOFTWARE SOC STUD BMS | 7,500.00 | 0.00 | 0.00 | 0.00 | 7,500.00 | 0.00 | 7,500.00 |
| 01 1100 735 005 040 | REG INSTR - SOFTWARE MATH BMS | 5,000.00 | 0.00 | 59.88 | 303.32 | 4,940.12 | 15,106.00 | (10,165.88) |
| 01 1100 735 005 050 | REG INSTR - SOFTWARE T&L BMS | 0.00 | 0.00 | 0.00 | 0.00 | 0.00 | 0.00 | 0.00 |
| 01 1100 735 005 054 | REG INSTR - SOFTWARE COMPUTERS BMS | 0.00 | 0.00 | 59.88 | 0.00 | (59.88) | 0.00 | (59.88) |
| 01 1100 735 005 060 | REG INSTR - SOFTWARE PE/HEALTH BMS | 500.00 | 0.00 | 0.00 | 0.00 | 500.00 | 0.00 | 500.00 |
| 01 1100 735 005 070 | REG INSTR - SOFTWARE SCIENCE BMS | 0.00 | 0.00 | 0.00 | 0.00 | 0.00 | 0.00 | 0.00 |
| 01 1100 735 005 080 | REG INSTR - SOFTWARE ART BMS | 0.00 | 0.00 | 0.00 | 0.00 | 0.00 | 0.00 | 0.00 |
| 01 1100 735 005 081 | REG INSTR - SOFTWARE VOCAL MUSIC BMS | 0.00 | 0.00 | 0.00 | 0.00 | 0.00 | 0.00 | 0.00 |
| 01 1100 735 005 082 | REG INSTR - SOFTWARE INSTR MUSIC BMS | 0.00 | 0.00 | 0.00 | 0.00 | 0.00 | 0.00 | 0.00 |
| 01 1100 735 005 083 | REG INSTR - SOFTWARE GENERAL MUSIC BMS | 0.00 | 165.36 | 165.36 | 0.00 | (165.36) | 0.00 | (165.36) |
| 01 1100 735 006 | REG INSTR - SOFTWARE AP | 27,500.00 | 0.00 | 0.00 | 0.00 | 27,500.00 | 0.00 | 27,500.00 |
| 01 1100 735 006 001 | REG INSTR - SOFTWARE 1ST GRADE AP | 0.00 | 0.00 | 0.00 | 0.00 | 0.00 | 0.00 | 0.00 |
| 01 1100 735 006 002 | REG INSTR - SOFTWARE 2ND GRADE AP | 0.00 | 0.00 | 0.00 | 0.00 | 0.00 | 0.00 | 0.00 |
| 01 1100 735 006 003 | REG INSTR - SOFTWARE 3RD GRADE AP | 0.00 | 0.00 | 0.00 | 0.00 | 0.00 | 0.00 | 0.00 |
| 01 1100 735 006 004 | REG INSTR - SOFTWARE 4TH GRADE AP | 0.00 | 0.00 | 0.00 | 0.00 | 0.00 | 0.00 | 0.00 |
| 01 1100 735 006 005 | REG INSTR - SOFTWARE 5TH GRADE AP | 0.00 | 0.00 | 0.00 | 0.00 | 0.00 | 0.00 | 0.00 |
| 01 1100 735 006 007 | REG INSTR - SOFTWARE KDG AP | 0.00 | 0.00 | 0.00 | 0.00 | 0.00 | 0.00 | 0.00 |
| 01 1100 735 006 060 | REG INSTR - SOFTWARE PE AP | 0.00 | 0.00 | 0.00 | 0.00 | 0.00 | 0.00 | 0.00 |
| 01 1100 735 006 080 | REG INSTR - SOFTWARE ART AP | 0.00 | 0.00 | 0.00 | 0.00 | 0.00 | 0.00 | 0.00 |
| 01 1100 735 006 081 | REG INSTR - SOFTWARE VOCAL MUSIC AP | 0.00 | 0.00 | 0.00 | 0.00 | 0.00 | 0.00 | 0.00 |
| 01 1100 735 006 082 | REG INSTR - SOFTWARE INSTR MUSIC AP | 0.00 | 0.00 | 0.00 | 0.00 | 0.00 | 0.00 | 0.00 |
| 01 1100 735 007 | REG INSTR - SOFTWARE SE | 27,500.00 | 0.00 | 0.00 | 0.00 | 27,500.00 | 0.00 | 27,500.00 |
| 01 1100 735 007 001 | REG INSTR - SOFTWARE 1ST GRADE SE | 0.00 | 0.00 | 0.00 | 0.00 | 0.00 | 0.00 | 0.00 |
| 01 1100 735 007 002 | REG INSTR - SOFTWARE 2ND GRADE SE | 0.00 | 0.00 | 0.00 | 0.00 | 0.00 | 0.00 | 0.00 |
| 01 1100 735 007 003 | REG INSTR - SOFTWARE 3RD GRADE SE | 0.00 | 0.00 | 0.00 | 0.00 | 0.00 | 0.00 | 0.00 |
| 01 1100 735 007 004 | REG INSTR - SOFTWARE 4TH GRADE SE | 0.00 | 0.00 | 0.00 | 0.00 | 0.00 | 0.00 | 0.00 |
| 01 1100 735 007 005 | REG INSTR - SOFTWARE 5TH GRADE SE | 0.00 | 0.00 | 0.00 | 0.00 | 0.00 | 0.00 | 0.00 |
| 01 1100 735 007 007 | REG INSTR - SOFTWARE KDG SE | 0.00 | 0.00 | 0.00 | 0.00 | 0.00 | 0.00 | 0.00 |
| 01 1100 735 007 060 | REG INSTR - SOFTWARE PE SE | 0.00 | 0.00 | 0.00 | 0.00 | 0.00 | 0.00 | 0.00 |
| 01 1100 735 007 080 | REG INSTR - SOFTWARE ART SE | 0.00 | 0.00 | 0.00 | 0.00 | 0.00 | 0.00 | 0.00 |
| 01 1100 735 007 081 | REG INSTR - SOFTWARE VOCAL MUSIC SE | 0.00 | 0.00 | 0.00 | 0.00 | 0.00 | 0.00 | 0.00 |
| 01 1100 735 007 082 | REG INSTR - SOFTWARE INSTR MUSIC SE | 0.00 | 0.00 | 0.00 | 0.00 | 0.00 | 0.00 | 0.00 |
| 01 1100 735 008 | REG INSTR - SOFTWARE BSMS | 32,500.00 | 0.00 | 1,594.90 | 4.91 | 30,905.10 | 0.00 | 30,905.10 |
| 01 1100 735 008 015 | REG INSTR - SOFTWARE ENGLISH BSMS | 500.00 | 0.00 | 0.00 | 0.00 | 500.00 | 0.00 | 500.00 |
| 01 1100 735 008 018 | REG INSTR - SOFTWARE READING BSMS | 250.00 | 59.88 | 59.88 | 23.95 | 190.12 | 0.00 | 190.12 |
| 01 1100 735 008 019 | REG INSTR - SOFTWARE SPEECH/DRAMA BSMS | 0.00 | 0.00 | 0.00 | 0.00 | 0.00 | 0.00 | 0.00 |
| 01 1100 735 008 022 | REG INSTR - SOFTWARE WORLD LANG BSMS | 0.00 | 0.00 | 0.00 | 0.00 | 0.00 | 0.00 | 0.00 |
| 01 1100 735 008 030 | REG INSTR - SOFTWARE SOC STUD BSMS | 7,500.00 | 0.00 | 0.00 | 0.00 | 7,500.00 | 0.00 | 7,500.00 |
| 01 1100 735 008 040 | REG INSTR - SOFTWARE MATH BSMS | 5,000.00 | 119.76 | 119.76 | 302.08 | 4,880.24 | 14,984.00 | (10,103.76) |

| Account Number | Account Description | Revised Budget | Expended During Month | Expenditures to Date | % of Budget | Balance at EOM | P/ O Outstanding | Unencumbered Balance |
|---------------------|---|----------------|-----------------------|----------------------|-------------|----------------|------------------|----------------------|
| 01 1100 735 008 050 | REG INSTR - SOFTWARE T&L BSMS | 0.00 | 0.00 | 0.00 | 0.00 | 0.00 | 0.00 | 0.00 |
| 01 1100 735 008 054 | REG INSTR - SOFTWARE COMPUTERS BSMS | 0.00 | 0.00 | 59.88 | 0.00 | (59.88) | 0.00 | (59.88) |
| 01 1100 735 008 060 | REG INSTR - SOFTWARE PE/HEALTH BSMS | 500.00 | 0.00 | 0.00 | 0.00 | 500.00 | 0.00 | 500.00 |
| 01 1100 735 008 070 | REG INSTR - SOFTWARE SCIENCE BSMS | 2,500.00 | 0.00 | 0.00 | 0.00 | 2,500.00 | 0.00 | 2,500.00 |
| 01 1100 735 008 080 | REG INSTR - SOFTWARE ART BSMS | 0.00 | 0.00 | 0.00 | 0.00 | 0.00 | 0.00 | 0.00 |
| 01 1100 735 008 081 | REG INSTR - SOFTWARE VOCAL MUSIC BSMS | 0.00 | 0.00 | 0.00 | 0.00 | 0.00 | 0.00 | 0.00 |
| 01 1100 735 008 082 | REG INSTR - SOFTWARE INSTR MUSIC BSMS | 0.00 | 0.00 | 0.00 | 0.00 | 0.00 | 0.00 | 0.00 |
| 01 1100 735 008 083 | REG INSTR - SOFTWARE GENERAL MUSIC BSMS | 0.00 | 351.39 | 351.39 | 0.00 | (351.39) | 0.00 | (351.39) |
| 01 1100 810 000 | REG INSTR - DUES & FEES DISTRICT | 15,000.00 | 0.00 | 375.00 | 3.97 | 14,625.00 | 220.00 | 14,405.00 |
| 01 1100 810 001 | REG INSTR - DUES & FEES HS | 10,000.00 | 0.00 | 4,850.00 | 51.25 | 5,150.00 | 275.00 | 4,875.00 |
| 01 1100 810 001 015 | REG INSTR - DUES & FEES ENGLISH HS | 300.00 | 0.00 | 135.00 | 45.00 | 165.00 | 0.00 | 165.00 |
| 01 1100 810 001 016 | REG INSTR - DUES & FEES JOURNALISM HS | 500.00 | 0.00 | 95.00 | 19.00 | 405.00 | 0.00 | 405.00 |
| 01 1100 810 001 017 | REG INSTR - DUES & FEES ONE-ACT HS | 2,500.00 | 0.00 | 225.00 | 9.00 | 2,275.00 | 0.00 | 2,275.00 |
| 01 1100 810 001 020 | REG INSTR - DUES & FEES SPANISH HS | 100.00 | 0.00 | 0.00 | 25.00 | 100.00 | 25.00 | 75.00 |
| 01 1100 810 001 021 | REG INSTR - DUES & FEES FRENCH HS | 100.00 | 0.00 | 0.00 | 0.00 | 100.00 | 0.00 | 100.00 |
| 01 1100 810 001 030 | REG INSTR - DUES & FEES SOC STUD HS | 100.00 | 0.00 | 0.00 | 0.00 | 100.00 | 0.00 | 100.00 |
| 01 1100 810 001 040 | REG INSTR - DUES & FEES MATH HS | 100.00 | 0.00 | 0.00 | 0.00 | 100.00 | 0.00 | 100.00 |
| 01 1100 810 001 050 | REG INSTR - DUES & FEES T&L HS | 100.00 | 0.00 | 0.00 | 0.00 | 100.00 | 0.00 | 100.00 |
| 01 1100 810 001 051 | REG INSTR - DUES & FEES BUSINESS HS | 100.00 | 0.00 | 0.00 | 0.00 | 100.00 | 0.00 | 100.00 |
| 01 1100 810 001 052 | REG INSTR - DUES & FEES IND TECH HS | 0.00 | 0.00 | 0.00 | 0.00 | 0.00 | 0.00 | 0.00 |
| 01 1100 810 001 053 | REG INSTR - DUES & FEES FCS HS | 0.00 | 0.00 | 0.00 | 0.00 | 0.00 | 0.00 | 0.00 |
| 01 1100 810 001 060 | REG INSTR - DUES & FEES PE HS | 100.00 | 0.00 | 0.00 | 0.00 | 100.00 | 0.00 | 100.00 |
| 01 1100 810 001 070 | REG INSTR - DUES & FEES SCIENCE HS | 0.00 | 0.00 | 0.00 | 0.00 | 0.00 | 0.00 | 0.00 |
| 01 1100 810 001 080 | REG INSTR - DUES & FEES ART HS | 250.00 | 0.00 | 0.00 | 0.00 | 250.00 | 0.00 | 250.00 |
| 01 1100 810 001 081 | REG INSTR - DUES & FEES VOCAL MUSIC HS | 2,500.00 | 1,037.00 | 1,844.00 | 73.76 | 656.00 | 0.00 | 656.00 |
| 01 1100 810 001 082 | REG INSTR - DUES & FEES INSTR MUSIC HS | 4,500.00 | 1,337.00 | 3,042.00 | 67.60 | 1,458.00 | 0.00 | 1,458.00 |
| 01 1100 810 002 | REG INSTR - DUES & FEES BE | 4,000.00 | 0.00 | 180.00 | 4.50 | 3,820.00 | 0.00 | 3,820.00 |
| 01 1100 810 002 001 | REG INSTR - DUES & FEES 1ST GRADE BE | 500.00 | 0.00 | 0.00 | 0.00 | 500.00 | 0.00 | 500.00 |
| 01 1100 810 002 002 | REG INSTR - DUES & FEES 2ND GRADE BE | 500.00 | 0.00 | 0.00 | 0.00 | 500.00 | 0.00 | 500.00 |
| 01 1100 810 002 003 | REG INSTR - DUES & FEES 3RD GRADE BE | 500.00 | 0.00 | 0.00 | 119.70 | 500.00 | 598.50 | (98.50) |
| 01 1100 810 002 004 | REG INSTR - DUES & FEES 4TH GRADE BE | 500.00 | 0.00 | 0.00 | 0.00 | 500.00 | 0.00 | 500.00 |
| 01 1100 810 002 005 | REG INSTR - DUES & FEES 5TH GRADE BE | 500.00 | 0.00 | 0.00 | 126.00 | 500.00 | 630.00 | (130.00) |
| 01 1100 810 002 007 | REG INSTR - DUES & FEES KDG BE | 500.00 | 0.00 | 582.47 | 116.49 | (82.47) | 0.00 | (82.47) |
| 01 1100 810 002 060 | REG INSTR - DUES & FEES PE BE | 100.00 | 0.00 | 0.00 | 0.00 | 100.00 | 0.00 | 100.00 |
| 01 1100 810 002 080 | REG INSTR - DUES & FEES ART BE | 0.00 | 0.00 | 0.00 | 0.00 | 0.00 | 0.00 | 0.00 |
| 01 1100 810 002 081 | REG INSTR - DUES & FEES VOCAL MUSIC BE | 250.00 | 94.00 | 94.00 | 37.60 | 156.00 | 0.00 | 156.00 |
| 01 1100 810 002 082 | REG INSTR - DUES & FEES INSTR MUSIC BE | 0.00 | 0.00 | 0.00 | 0.00 | 0.00 | 0.00 | 0.00 |
| 01 1100 810 003 | REG INSTR - DUES & FEES PC | 4,000.00 | 0.00 | 180.00 | 4.50 | 3,820.00 | 0.00 | 3,820.00 |
| 01 1100 810 003 001 | REG INSTR - DUES & FEES 1ST GRADE PC | 500.00 | 0.00 | 883.50 | 176.70 | (383.50) | 0.00 | (383.50) |
| 01 1100 810 003 002 | REG INSTR - DUES & FEES 2ND GRADE PC | 500.00 | 0.00 | 0.00 | 188.75 | 500.00 | 943.74 | (443.74) |
| 01 1100 810 003 003 | REG INSTR - DUES & FEES 3RD GRADE PC | 500.00 | 0.00 | 570.00 | 114.00 | (70.00) | 0.00 | (70.00) |
| 01 1100 810 003 004 | REG INSTR - DUES & FEES 4TH GRADE PC | 500.00 | 0.00 | 0.00 | 0.00 | 500.00 | 0.00 | 500.00 |
| 01 1100 810 003 005 | REG INSTR - DUES & FEES 5TH GRADE PC | 500.00 | 0.00 | 782.00 | 156.40 | (282.00) | 0.00 | (282.00) |
| 01 1100 810 003 007 | REG INSTR - DUES & FEES KDG PC | 500.00 | 0.00 | 0.00 | 0.00 | 500.00 | 0.00 | 500.00 |
| 01 1100 810 003 060 | REG INSTR - DUES & FEES PE PC | 100.00 | 0.00 | 0.00 | 0.00 | 100.00 | 0.00 | 100.00 |
| 01 1100 810 003 080 | REG INSTR - DUES & FEES ART PC | 0.00 | 0.00 | 0.00 | 0.00 | 0.00 | 0.00 | 0.00 |
| 01 1100 810 003 081 | REG INSTR - DUES & FEES VOCAL MUSIC PC | 250.00 | 0.00 | 0.00 | 0.00 | 250.00 | 0.00 | 250.00 |
| 01 1100 810 003 082 | REG INSTR - DUES & FEES INSTR MUSIC PC | 0.00 | 0.00 | 0.00 | 0.00 | 0.00 | 0.00 | 0.00 |
| 01 1100 810 004 | REG INSTR - DUES & FEES HE | 4,000.00 | 450.00 | 630.00 | 15.75 | 3,370.00 | 0.00 | 3,370.00 |
| 01 1100 810 004 001 | REG INSTR - DUES & FEES 1ST GRADE HE | 500.00 | 0.00 | 1,183.26 | 236.65 | (683.26) | 0.00 | (683.26) |
| 01 1100 810 004 002 | REG INSTR - DUES & FEES 2ND GRADE HE | 500.00 | 0.00 | 747.00 | 149.40 | (247.00) | 0.00 | (247.00) |
| 01 1100 810 004 003 | REG INSTR - DUES & FEES 3RD GRADE HE | 500.00 | 0.00 | 741.00 | 148.20 | (241.00) | 0.00 | (241.00) |
| 01 1100 810 004 004 | REG INSTR - DUES & FEES 4TH GRADE HE | 500.00 | 0.00 | 0.00 | 0.00 | 500.00 | 0.00 | 500.00 |
| 01 1100 810 004 005 | REG INSTR - DUES & FEES 5TH GRADE HE | 500.00 | 0.00 | 589.00 | 117.80 | (89.00) | 0.00 | (89.00) |
| 01 1100 810 004 007 | REG INSTR - DUES & FEES KDG HE | 500.00 | 0.00 | 846.23 | 169.25 | (346.23) | 0.00 | (346.23) |

| Account Number | Account Description | Revised Budget | Expended During Month | Expenditures to Date | % of Budget | Balance at EOM | P/ O Outstanding | Unencumbered Balance |
|---------------------|---|----------------|-----------------------|----------------------|-------------|----------------|------------------|----------------------|
| 01 1100 810 004 060 | REG INSTR - DUES & FEES PE HE | 100.00 | 0.00 | 0.00 | 0.00 | 100.00 | 0.00 | 100.00 |
| 01 1100 810 004 080 | REG INSTR - DUES & FEES ART HE | 0.00 | 0.00 | 0.00 | 0.00 | 0.00 | 0.00 | 0.00 |
| 01 1100 810 004 081 | REG INSTR - DUES & FEES VOCAL MUSIC HE | 250.00 | 0.00 | 0.00 | 0.00 | 250.00 | 0.00 | 250.00 |
| 01 1100 810 004 082 | REG INSTR - DUES & FEES INSTR MUSIC HE | 0.00 | 0.00 | 0.00 | 0.00 | 0.00 | 0.00 | 0.00 |
| 01 1100 810 005 | REG INSTR - DUES & FEES BMS | 4,000.00 | 0.00 | 180.00 | 4.50 | 3,820.00 | 0.00 | 3,820.00 |
| 01 1100 810 005 015 | REG INSTR - DUES & FEES ENGLISH BMS | 100.00 | 0.00 | 0.00 | 0.00 | 100.00 | 0.00 | 100.00 |
| 01 1100 810 005 018 | REG INSTR - DUES & FEES READING BMS | 100.00 | 0.00 | 0.00 | 0.00 | 100.00 | 0.00 | 100.00 |
| 01 1100 810 005 019 | REG INSTR - DUES & FEES SPEECH/DRAMA BMS | 100.00 | 0.00 | 0.00 | 0.00 | 100.00 | 0.00 | 100.00 |
| 01 1100 810 005 022 | REG INSTR - DUES & FEES WORLD LANG BMS | 100.00 | 0.00 | 0.00 | 0.00 | 100.00 | 0.00 | 100.00 |
| 01 1100 810 005 030 | REG INSTR - DUES & FEES SOC STUD BMS | 100.00 | 0.00 | 0.00 | 0.00 | 100.00 | 0.00 | 100.00 |
| 01 1100 810 005 040 | REG INSTR - DUES & FEES MATH BMS | 100.00 | 0.00 | 0.00 | 0.00 | 100.00 | 0.00 | 100.00 |
| 01 1100 810 005 050 | REG INSTR - DUES & FEES T&L BMS | 100.00 | 0.00 | 0.00 | 0.00 | 100.00 | 0.00 | 100.00 |
| 01 1100 810 005 054 | REG INSTR - DUES & FEES COMPUTERS BMS | 100.00 | 0.00 | 0.00 | 0.00 | 100.00 | 0.00 | 100.00 |
| 01 1100 810 005 060 | REG INSTR - DUES & FEES PE/HEALTH BMS | 100.00 | 0.00 | 0.00 | 0.00 | 100.00 | 0.00 | 100.00 |
| 01 1100 810 005 070 | REG INSTR - DUES & FEES SCIENCE BMS | 0.00 | 0.00 | 0.00 | 0.00 | 0.00 | 0.00 | 0.00 |
| 01 1100 810 005 080 | REG INSTR - DUES & FEES ART BMS | 250.00 | 0.00 | 0.00 | 0.00 | 250.00 | 0.00 | 250.00 |
| 01 1100 810 005 081 | REG INSTR - DUES & FEES VOCAL MUSIC BMS | 1,000.00 | 0.00 | 146.75 | 14.68 | 853.25 | 0.00 | 853.25 |
| 01 1100 810 005 082 | REG INSTR - DUES & FEES INSTR MUSIC BMS | 500.00 | 0.00 | 525.00 | 105.00 | (25.00) | 0.00 | (25.00) |
| 01 1100 810 005 083 | REG INSTR - DUES & FEES GENERAL MUSIC BMS | 100.00 | 0.00 | 25.00 | 25.00 | 75.00 | 0.00 | 75.00 |
| 01 1100 810 006 | REG INSTR - DUES & FEES AP | 4,000.00 | 0.00 | 180.00 | 4.50 | 3,820.00 | 0.00 | 3,820.00 |
| 01 1100 810 006 001 | REG INSTR - DUES & FEES 1ST GRADE AP | 500.00 | 0.00 | 711.00 | 142.20 | (211.00) | 0.00 | (211.00) |
| 01 1100 810 006 002 | REG INSTR - DUES & FEES 2ND GRADE AP | 500.00 | 0.00 | 0.00 | 0.00 | 500.00 | 0.00 | 500.00 |
| 01 1100 810 006 003 | REG INSTR - DUES & FEES 3RD GRADE AP | 500.00 | 630.00 | 630.00 | 126.00 | (130.00) | 0.00 | (130.00) |
| 01 1100 810 006 004 | REG INSTR - DUES & FEES 4TH GRADE AP | 500.00 | 0.00 | 0.00 | 0.00 | 500.00 | 0.00 | 500.00 |
| 01 1100 810 006 005 | REG INSTR - DUES & FEES 5TH GRADE AP | 500.00 | 0.00 | 0.00 | 0.00 | 500.00 | 0.00 | 500.00 |
| 01 1100 810 006 007 | REG INSTR - DUES & FEES KDG AP | 500.00 | 0.00 | 0.00 | 0.00 | 500.00 | 0.00 | 500.00 |
| 01 1100 810 006 060 | REG INSTR - DUES & FEES PE AP | 100.00 | 0.00 | 0.00 | 0.00 | 100.00 | 0.00 | 100.00 |
| 01 1100 810 006 080 | REG INSTR - DUES & FEES ART AP | 0.00 | 0.00 | 0.00 | 0.00 | 0.00 | 0.00 | 0.00 |
| 01 1100 810 006 081 | REG INSTR - DUES & FEES VOCAL MUSIC AP | 250.00 | 0.00 | 0.00 | 0.00 | 250.00 | 0.00 | 250.00 |
| 01 1100 810 006 082 | REG INSTR - DUES & FEES INSTR MUSIC AP | 0.00 | 0.00 | 0.00 | 0.00 | 0.00 | 0.00 | 0.00 |
| 01 1100 810 007 | REG INSTR - DUES & FEES SE | 4,000.00 | 0.00 | 180.00 | 4.50 | 3,820.00 | 0.00 | 3,820.00 |
| 01 1100 810 007 001 | REG INSTR - DUES & FEES 1ST GRADE SE | 500.00 | 0.00 | 560.49 | 112.10 | (60.49) | 0.00 | (60.49) |
| 01 1100 810 007 002 | REG INSTR - DUES & FEES 2ND GRADE SE | 500.00 | 0.00 | 0.00 | 0.00 | 500.00 | 0.00 | 500.00 |
| 01 1100 810 007 003 | REG INSTR - DUES & FEES 3RD GRADE SE | 500.00 | 0.00 | 0.00 | 0.00 | 500.00 | 0.00 | 500.00 |
| 01 1100 810 007 004 | REG INSTR - DUES & FEES 4TH GRADE SE | 500.00 | 0.00 | 0.00 | 0.00 | 500.00 | 0.00 | 500.00 |
| 01 1100 810 007 005 | REG INSTR - DUES & FEES 5TH GRADE SE | 500.00 | 0.00 | 0.00 | 0.00 | 500.00 | 0.00 | 500.00 |
| 01 1100 810 007 007 | REG INSTR - DUES & FEES KDG SE | 500.00 | 0.00 | 648.41 | 129.68 | (148.41) | 0.00 | (148.41) |
| 01 1100 810 007 060 | REG INSTR - DUES & FEES PE SE | 100.00 | 0.00 | 0.00 | 0.00 | 100.00 | 0.00 | 100.00 |
| 01 1100 810 007 080 | REG INSTR - DUES & FEES ART SE | 0.00 | 0.00 | 0.00 | 0.00 | 0.00 | 0.00 | 0.00 |
| 01 1100 810 007 081 | REG INSTR - DUES & FEES VOCAL MUSIC SE | 250.00 | 0.00 | 150.00 | 60.00 | 100.00 | 0.00 | 100.00 |
| 01 1100 810 007 082 | REG INSTR - DUES & FEES INSTR MUSIC SE | 0.00 | 0.00 | 0.00 | 0.00 | 0.00 | 0.00 | 0.00 |
| 01 1100 810 008 | REG INSTR - DUES & FEES BSMS | 4,000.00 | 0.00 | 180.00 | 4.50 | 3,820.00 | 0.00 | 3,820.00 |
| 01 1100 810 008 015 | REG INSTR - DUES & FEES ENGLISH BSMS | 100.00 | 0.00 | 0.00 | 0.00 | 100.00 | 0.00 | 100.00 |
| 01 1100 810 008 018 | REG INSTR - DUES & FEES READING BSMS | 100.00 | 0.00 | 0.00 | 0.00 | 100.00 | 0.00 | 100.00 |
| 01 1100 810 008 019 | REG INSTR - DUES & FEES SPEECH/DRAMA BSMS | 100.00 | 0.00 | 0.00 | 0.00 | 100.00 | 0.00 | 100.00 |
| 01 1100 810 008 022 | REG INSTR - DUES & FEES WORLD LANG BSMS | 100.00 | 0.00 | 0.00 | 0.00 | 100.00 | 0.00 | 100.00 |
| 01 1100 810 008 030 | REG INSTR - DUES & FEES SOC STUD BSMS | 100.00 | 0.00 | 135.00 | 135.00 | (35.00) | 0.00 | (35.00) |
| 01 1100 810 008 040 | REG INSTR - DUES & FEES MATH BSMS | 100.00 | 0.00 | 0.00 | 0.00 | 100.00 | 0.00 | 100.00 |
| 01 1100 810 008 050 | REG INSTR - DUES & FEES T&L BSMS | 100.00 | 0.00 | 0.00 | 0.00 | 100.00 | 0.00 | 100.00 |
| 01 1100 810 008 054 | REG INSTR - DUES & FEES COMPUTERS BSMS | 100.00 | 0.00 | 0.00 | 0.00 | 100.00 | 0.00 | 100.00 |
| 01 1100 810 008 060 | REG INSTR - DUES & FEES PE/HEALTH BSMS | 100.00 | 0.00 | 0.00 | 0.00 | 100.00 | 0.00 | 100.00 |
| 01 1100 810 008 070 | REG INSTR - DUES & FEES SCIENCE BSMS | 0.00 | 0.00 | 0.00 | 0.00 | 0.00 | 0.00 | 0.00 |
| 01 1100 810 008 080 | REG INSTR - DUES & FEES ART BSMS | 250.00 | 0.00 | 0.00 | 208.00 | 250.00 | 520.00 | (270.00) |
| 01 1100 810 008 081 | REG INSTR - DUES & FEES VOCAL MUSIC BSMS | 1,000.00 | 0.00 | 146.75 | 14.68 | 853.25 | 0.00 | 853.25 |
| 01 1100 810 008 082 | REG INSTR - DUES & FEES INSTR MUSIC BSMS | 500.00 | 0.00 | 767.00 | 153.40 | (267.00) | 0.00 | (267.00) |

| Account Number | Account Description | Revised Budget | Expended During Month | Expenditures to Date | % of Budget | Balance at EOM | P/ O Outstanding | Unencumbered Balance |
|---------------------|---|----------------|-----------------------|----------------------|-------------|----------------|------------------|----------------------|
| 01 1100 890 005 022 | REG INSTR - OTHER MISC WORLD LANG BMS | 0.00 | 0.00 | 0.00 | 0.00 | 0.00 | 0.00 | 0.00 |
| 01 1100 890 005 030 | REG INSTR - OTHER MISC SOC STUD BMS | 0.00 | 0.00 | 0.00 | 0.00 | 0.00 | 0.00 | 0.00 |
| 01 1100 890 005 040 | REG INSTR - OTHER MISC MATH BMS | 0.00 | 0.00 | 0.00 | 0.00 | 0.00 | 0.00 | 0.00 |
| 01 1100 890 005 050 | REG INSTR - OTHER MISC T&L BMS | 0.00 | 0.00 | 0.00 | 0.00 | 0.00 | 0.00 | 0.00 |
| 01 1100 890 005 054 | REG INSTR - OTHER MISC COMPUTERS BMS | 0.00 | 0.00 | 0.00 | 0.00 | 0.00 | 0.00 | 0.00 |
| 01 1100 890 005 060 | REG INSTR - OTHER MISC PE/HEALTH BMS | 0.00 | 0.00 | 0.00 | 0.00 | 0.00 | 0.00 | 0.00 |
| 01 1100 890 005 070 | REG INSTR - OTHER MISC SCIENCE BMS | 0.00 | 0.00 | 0.00 | 0.00 | 0.00 | 0.00 | 0.00 |
| 01 1100 890 005 080 | REG INSTR - OTHER MISC ART BMS | 0.00 | 0.00 | 0.00 | 0.00 | 0.00 | 0.00 | 0.00 |
| 01 1100 890 005 081 | REG INSTR - OTHER MISC VOCAL MUSIC BMS | 0.00 | 0.00 | 0.00 | 0.00 | 0.00 | 0.00 | 0.00 |
| 01 1100 890 005 082 | REG INSTR - OTHER MISC INSTR MUSIC BMS | 0.00 | 0.00 | 0.00 | 0.00 | 0.00 | 30.60 | (30.60) |
| 01 1100 890 005 083 | REG INSTR - OTHER MISC GENERAL MUSIC BMS | 0.00 | 0.00 | 0.00 | 0.00 | 0.00 | 0.00 | 0.00 |
| 01 1100 890 006 | REG INSTR - OTHER MISC AP | 2,500.00 | 0.00 | 0.00 | 0.00 | 2,500.00 | 0.00 | 2,500.00 |
| 01 1100 890 006 001 | REG INSTR - OTHER MISC 1ST GRADE AP | 0.00 | 0.00 | 0.00 | 0.00 | 0.00 | 0.00 | 0.00 |
| 01 1100 890 006 002 | REG INSTR - OTHER MISC 2ND GRADE AP | 0.00 | 0.00 | 0.00 | 0.00 | 0.00 | 0.00 | 0.00 |
| 01 1100 890 006 003 | REG INSTR - OTHER MISC 3RD GRADE AP | 0.00 | 0.00 | 0.00 | 0.00 | 0.00 | 0.00 | 0.00 |
| 01 1100 890 006 004 | REG INSTR - OTHER MISC 4TH GRADE AP | 0.00 | 0.00 | 0.00 | 0.00 | 0.00 | 0.00 | 0.00 |
| 01 1100 890 006 005 | REG INSTR - OTHER MISC 5TH GRADE AP | 0.00 | 0.00 | 0.00 | 0.00 | 0.00 | 0.00 | 0.00 |
| 01 1100 890 006 007 | REG INSTR - OTHER MISC KDG AP | 0.00 | 0.00 | 0.00 | 0.00 | 0.00 | 0.00 | 0.00 |
| 01 1100 890 006 060 | REG INSTR - OTHER MISC PE AP | 0.00 | 0.00 | 0.00 | 0.00 | 0.00 | 0.00 | 0.00 |
| 01 1100 890 006 080 | REG INSTR - OTHER MISC ART AP | 0.00 | 0.00 | 0.00 | 0.00 | 0.00 | 0.00 | 0.00 |
| 01 1100 890 006 081 | REG INSTR - OTHER MISC VOCAL MUSIC AP | 0.00 | 0.00 | 0.00 | 0.00 | 0.00 | 0.00 | 0.00 |
| 01 1100 890 006 082 | REG INSTR - OTHER MISC INSTR MUSIC AP | 0.00 | 0.00 | 0.00 | 0.00 | 0.00 | 0.00 | 0.00 |
| 01 1100 890 007 | REG INSTR - OTHER MISC SE | 2,500.00 | 0.00 | 0.00 | 0.00 | 2,500.00 | 0.00 | 2,500.00 |
| 01 1100 890 007 001 | REG INSTR - OTHER MISC 1ST GRADE SE | 0.00 | 0.00 | 0.00 | 0.00 | 0.00 | 0.00 | 0.00 |
| 01 1100 890 007 002 | REG INSTR - OTHER MISC 2ND GRADE SE | 0.00 | 0.00 | 0.00 | 0.00 | 0.00 | 136.00 | (136.00) |
| 01 1100 890 007 003 | REG INSTR - OTHER MISC 3RD GRADE SE | 0.00 | 0.00 | 0.00 | 0.00 | 0.00 | 0.00 | 0.00 |
| 01 1100 890 007 004 | REG INSTR - OTHER MISC 4TH GRADE SE | 0.00 | 0.00 | 0.00 | 0.00 | 0.00 | 0.00 | 0.00 |
| 01 1100 890 007 005 | REG INSTR - OTHER MISC 5TH GRADE SE | 0.00 | 0.00 | 0.00 | 0.00 | 0.00 | 0.00 | 0.00 |
| 01 1100 890 007 007 | REG INSTR - OTHER MISC KDG SE | 0.00 | 0.00 | 0.00 | 0.00 | 0.00 | 0.00 | 0.00 |
| 01 1100 890 007 060 | REG INSTR - OTHER MISC PE SE | 0.00 | 0.00 | 0.00 | 0.00 | 0.00 | 0.00 | 0.00 |
| 01 1100 890 007 080 | REG INSTR - OTHER MISC ART SE | 0.00 | 0.00 | 0.00 | 0.00 | 0.00 | 0.00 | 0.00 |
| 01 1100 890 007 081 | REG INSTR - OTHER MISC VOCAL MUSIC SE | 0.00 | 0.00 | 0.00 | 0.00 | 0.00 | 0.00 | 0.00 |
| 01 1100 890 007 082 | REG INSTR - OTHER MISC INSTR MUSIC SE | 0.00 | 0.00 | 0.00 | 0.00 | 0.00 | 0.00 | 0.00 |
| 01 1100 890 008 | REG INSTR - OTHER MISC BSMS | 2,500.00 | 0.00 | 0.00 | 0.00 | 2,500.00 | 0.00 | 2,500.00 |
| 01 1100 890 008 015 | REG INSTR - OTHER MISC ENGLISH BSMS | 0.00 | 0.00 | 0.00 | 0.00 | 0.00 | 0.00 | 0.00 |
| 01 1100 890 008 018 | REG INSTR - OTHER MISC READING BSMS | 0.00 | 0.00 | 0.00 | 0.00 | 0.00 | 0.00 | 0.00 |
| 01 1100 890 008 019 | REG INSTR - OTHER MISC SPEECH/DRAMA BSMS | 0.00 | 0.00 | 0.00 | 0.00 | 0.00 | 0.00 | 0.00 |
| 01 1100 890 008 022 | REG INSTR - OTHER MISC WORLD LANG BSMS | 0.00 | 0.00 | 0.00 | 0.00 | 0.00 | 0.00 | 0.00 |
| 01 1100 890 008 030 | REG INSTR - OTHER MISC SOC STUD BSMS | 0.00 | 0.00 | 0.00 | 0.00 | 0.00 | 0.00 | 0.00 |
| 01 1100 890 008 040 | REG INSTR - OTHER MISC MATH BSMS | 0.00 | 0.00 | 0.00 | 0.00 | 0.00 | 0.00 | 0.00 |
| 01 1100 890 008 050 | REG INSTR - OTHER MISC T&L BSMS | 0.00 | 0.00 | 0.00 | 0.00 | 0.00 | 0.00 | 0.00 |
| 01 1100 890 008 054 | REG INSTR - OTHER MISC COMPUTERS BSMS | 0.00 | 0.00 | 0.00 | 0.00 | 0.00 | 0.00 | 0.00 |
| 01 1100 890 008 060 | REG INSTR - OTHER MISC PE/HEALTH BSMS | 0.00 | 0.00 | 0.00 | 0.00 | 0.00 | 0.00 | 0.00 |
| 01 1100 890 008 070 | REG INSTR - OTHER MISC SCIENCE BSMS | 0.00 | 0.00 | 0.00 | 0.00 | 0.00 | 0.00 | 0.00 |
| 01 1100 890 008 080 | REG INSTR - OTHER MISC ART BSMS | 0.00 | 0.00 | 0.00 | 0.00 | 0.00 | 0.00 | 0.00 |
| 01 1100 890 008 081 | REG INSTR - OTHER MISC VOCAL MUSIC BSMS | 0.00 | 0.00 | 0.00 | 0.00 | 0.00 | 0.00 | 0.00 |
| 01 1100 890 008 082 | REG INSTR - OTHER MISC INSTR MUSIC BSMS | 0.00 | 0.00 | 0.00 | 0.00 | 0.00 | 0.00 | 0.00 |
| 01 1100 890 008 083 | REG INSTR - OTHER MISC GENERAL MUSIC BSMS | 0.00 | 0.00 | 0.00 | 0.00 | 0.00 | 0.00 | 0.00 |
| 1100 | REGULAR INSTRUCTIONAL PROGRAMS | 26,952,956.31 | 2,070,529.72 | 8,807,204.67 | 32.99 | 18,145,751.64 | 85,469.38 | 18,060,282.26 |
| 1150 | LIMITED ENGLISH PROF PROGRAMS | | | | | | | |
| 01 1150 111 000 | LEP - SALARIES NON-INSTR DIST | 124,677.90 | 10,389.83 | 41,559.32 | 33.33 | 83,118.58 | 0.00 | 83,118.58 |
| 01 1150 112 000 | LEP - SALARIES INSTR AIDES DIST | 39,404.63 | 4,112.68 | 15,633.57 | 39.67 | 23,771.06 | 0.00 | 23,771.06 |
| 01 1150 151 000 | LEP - ADD'L COMP TEACHERS DIST | 303.22 | 16.73 | 66.92 | 22.07 | 236.30 | 0.00 | 236.30 |
| 01 1150 152 000 | LEP - ADD'L COMP INSTR AIDES DIST | 0.00 | 5.30 | 21.20 | 0.00 | (21.20) | 0.00 | (21.20) |
| 01 1150 211 000 | LEP - GROUP INS TEACHERS DIST | 124.80 | 10.40 | 41.60 | 33.33 | 83.20 | 0.00 | 83.20 |

| Account Number | Account Description | Revised Budget | Expended During Month | Expenditures to Date | % of Budget | Balance at EOM | P/ O Outstanding | Unencumbered Balance |
|-----------------|--|----------------|-----------------------|----------------------|-------------|----------------|------------------|----------------------|
| 01 1160 237 001 | POVERTY - INCR RET CONTR HS | 0.00 | 0.00 | 0.00 | 0.00 | 0.00 | 0.00 | 0.00 |
| 01 1160 237 002 | POVERTY - INCR RET CONTR BE | 0.00 | 0.00 | 0.00 | 0.00 | 0.00 | 0.00 | 0.00 |
| 01 1160 237 003 | POVERTY - INCR RET CONTR PC | 0.00 | 0.00 | 0.00 | 0.00 | 0.00 | 0.00 | 0.00 |
| 01 1160 237 004 | POVERTY - INCR RET CONTR HE | 0.00 | 0.00 | 0.00 | 0.00 | 0.00 | 0.00 | 0.00 |
| 01 1160 237 005 | POVERTY - INCR RET CONTR BMS | 0.00 | 0.00 | 0.00 | 0.00 | 0.00 | 0.00 | 0.00 |
| 01 1160 237 006 | POVERTY - INCR RET CONTR AP | 0.00 | 0.00 | 0.00 | 0.00 | 0.00 | 0.00 | 0.00 |
| 01 1160 237 007 | POVERTY - INCR RET CONTR SE | 0.00 | 0.00 | 0.00 | 0.00 | 0.00 | 0.00 | 0.00 |
| 01 1160 237 008 | POVERTY - INCR RET CONTR BSMS | 0.00 | 0.00 | 0.00 | 0.00 | 0.00 | 0.00 | 0.00 |
| 01 1160 281 001 | POVERTY - HEALTH BEN TEACHERS HS | 0.00 | 0.00 | 0.00 | 0.00 | 0.00 | 0.00 | 0.00 |
| 01 1160 281 002 | POVERTY - HEALTH BEN TEACHERS BE | 0.00 | 0.00 | 0.00 | 0.00 | 0.00 | 0.00 | 0.00 |
| 01 1160 281 003 | POVERTY - HEALTH BEN TEACHERS PC | 0.00 | 0.00 | 0.00 | 0.00 | 0.00 | 0.00 | 0.00 |
| 01 1160 281 004 | POVERTY - HEALTH BEN TEACHERS HE | 0.00 | 0.00 | 0.00 | 0.00 | 0.00 | 0.00 | 0.00 |
| 01 1160 281 005 | POVERTY - HEALTH BEN TEACHERS BMS | 0.00 | 0.00 | 0.00 | 0.00 | 0.00 | 0.00 | 0.00 |
| 01 1160 281 006 | POVERTY - HEALTH TEACHERS AP | 0.00 | 0.00 | 0.00 | 0.00 | 0.00 | 0.00 | 0.00 |
| 01 1160 281 007 | POVERTY - HEALTH TEACHERS SE | 0.00 | 0.00 | 0.00 | 0.00 | 0.00 | 0.00 | 0.00 |
| 01 1160 281 008 | POVERTY - HEALTH BEN TEACHERS BSMS | 0.00 | 0.00 | 0.00 | 0.00 | 0.00 | 0.00 | 0.00 |
| 01 1160 340 002 | POVERTY - OTHER PROF SERVICES BE | 0.00 | 0.00 | 0.00 | 0.00 | 0.00 | 0.00 | 0.00 |
| 01 1160 340 006 | POVERTY - OTHER PROF SERVICES AP | 0.00 | 0.00 | 0.00 | 0.00 | 0.00 | 0.00 | 0.00 |
| 01 1160 610 002 | POVERTY - SUPPLIES BE | 0.00 | 0.00 | 0.00 | 0.00 | 0.00 | 0.00 | 0.00 |
| 01 1160 610 006 | POVERTY - SUPPLIES AP | 0.00 | 0.00 | 0.00 | 0.00 | 0.00 | 0.00 | 0.00 |
| 1160 | PROVERTY PROGRAMS | 0.00 | 0.00 | 0.00 | 0.00 | 0.00 | 0.00 | 0.00 |
| 1200 | SPECIAL EDUCATION INSTRUCTIONAL PROGRAMS | | | | | | | |
| 01 1200 110 000 | SPED - SALARIES NON-INSTR DIST | 132,264.00 | 11,000.72 | 44,367.91 | 33.54 | 87,896.09 | 0.00 | 87,896.09 |
| 01 1200 111 000 | SPED - SALARIES TEACHERS DIST | 302,994.50 | 16,362.02 | 65,448.08 | 21.60 | 237,546.42 | 0.00 | 237,546.42 |
| 01 1200 111 001 | SPED - SALARIES TEACHERS HS | 445,990.50 | 32,582.53 | 130,966.12 | 29.37 | 315,024.38 | 0.00 | 315,024.38 |
| 01 1200 111 002 | SPED - SALARIES TEACHERS BE | 115,064.00 | 9,588.67 | 38,354.68 | 33.33 | 76,709.32 | 0.00 | 76,709.32 |
| 01 1200 111 003 | SPED - SALARIES TEACHERS PC | 148,372.00 | 12,364.33 | 49,832.32 | 33.59 | 98,539.68 | 0.00 | 98,539.68 |
| 01 1200 111 004 | SPED - SALARIES TEACHERS HE | 216,502.00 | 14,509.17 | 62,270.35 | 28.76 | 154,231.65 | 0.00 | 154,231.65 |
| 01 1200 111 005 | SPED - SALARIES TEACHERS BMS | 288,038.50 | 18,294.17 | 74,007.14 | 25.69 | 214,031.36 | 0.00 | 214,031.36 |
| 01 1200 111 006 | SPED - SALARIES TEACHERS AP | 176,381.00 | 14,906.59 | 59,771.32 | 33.89 | 116,609.68 | 0.00 | 116,609.68 |
| 01 1200 111 007 | SPED - SALARIES TEACHERS SE | 100,302.50 | 8,516.25 | 34,065.00 | 33.96 | 66,237.50 | 0.00 | 66,237.50 |
| 01 1200 111 008 | SPED - SALARIES TEACHERS BSMS | 274,791.00 | 17,347.92 | 69,727.68 | 25.37 | 205,063.32 | 0.00 | 205,063.32 |
| 01 1200 112 000 | SPED - SALARIES INSTR AIDES | 60,918.98 | 2,022.97 | 7,794.79 | 12.80 | 53,124.19 | 0.00 | 53,124.19 |
| 01 1200 112 001 | SPED - SALARIES INSTR AIDES HS | 81,858.09 | 4,864.26 | 20,731.62 | 25.33 | 61,126.47 | 0.00 | 61,126.47 |
| 01 1200 112 002 | SPED - SALARIES INSTR AIDES BE | 137,936.97 | 14,707.61 | 55,795.03 | 40.45 | 82,141.94 | 0.00 | 82,141.94 |
| 01 1200 112 003 | SPED - SALARIES INSTR AIDES PC | 134,608.53 | 14,456.42 | 53,546.48 | 39.78 | 81,062.05 | 0.00 | 81,062.05 |
| 01 1200 112 004 | SPED - SALARIES INSTR AIDES HE | 120,098.94 | 13,237.18 | 50,564.77 | 42.10 | 69,534.17 | 0.00 | 69,534.17 |
| 01 1200 112 005 | SPED - SALARIES INSTR AIDES BMS | 62,011.96 | 8,336.56 | 35,166.71 | 56.71 | 26,845.25 | 0.00 | 26,845.25 |
| 01 1200 112 006 | SPED - SALARIES INSTR AIDES AP | 126,552.70 | 13,020.87 | 48,235.15 | 38.11 | 78,317.55 | 0.00 | 78,317.55 |
| 01 1200 112 007 | SPED - SALARIES INSTR AIDES SE | 55,029.00 | 5,988.01 | 22,469.25 | 40.83 | 32,559.75 | 0.00 | 32,559.75 |
| 01 1200 112 008 | SPED - SALARIES INSTR AIDES BSMS | 117,351.02 | 13,268.92 | 43,331.37 | 36.92 | 74,019.65 | 0.00 | 74,019.65 |
| 01 1200 122 001 | SPED - SUB AIDES HS | 0.00 | 99.68 | 99.68 | 0.00 | (99.68) | 0.00 | (99.68) |
| 01 1200 122 002 | SPED - SUB AIDES BE | 0.00 | 1,088.20 | 2,673.80 | 0.00 | (2,673.80) | 0.00 | (2,673.80) |
| 01 1200 122 003 | SPED - SUB AIDES PC | 0.00 | 0.00 | 1,053.12 | 0.00 | (1,053.12) | 0.00 | (1,053.12) |
| 01 1200 122 004 | SPED - SUB AIDES HE | 0.00 | 191.68 | 857.92 | 0.00 | (857.92) | 0.00 | (857.92) |
| 01 1200 122 005 | SPED - SUB AIDES BMS | 0.00 | 54.72 | 213.12 | 0.00 | (213.12) | 0.00 | (213.12) |
| 01 1200 122 006 | SPED - SUB AIDES AP | 0.00 | 338.88 | 553.44 | 0.00 | (553.44) | 0.00 | (553.44) |
| 01 1200 122 007 | SPED - SUB AIDES SE | 0.00 | 936.00 | 2,032.32 | 0.00 | (2,032.32) | 0.00 | (2,032.32) |
| 01 1200 122 008 | SPED - SUB AIDES BSMS | 0.00 | 106.72 | 106.72 | 0.00 | (106.72) | 0.00 | (106.72) |
| 01 1200 123 001 | SPED - SUB TEACHERS HS | 0.00 | 577.50 | 2,640.00 | 0.00 | (2,640.00) | 0.00 | (2,640.00) |
| 01 1200 123 002 | SPED - SUB TEACHERS BE | 0.00 | 165.00 | 660.00 | 0.00 | (660.00) | 0.00 | (660.00) |
| 01 1200 123 003 | SPED - SUB TEACHERS PC | 0.00 | 577.50 | 577.50 | 0.00 | (577.50) | 0.00 | (577.50) |
| 01 1200 123 004 | SPED - SUB TEACHERS HE | 0.00 | 165.00 | 5,520.00 | 0.00 | (5,520.00) | 0.00 | (5,520.00) |
| 01 1200 123 005 | SPED - SUB TEACHERS BMS | 0.00 | 660.00 | 1,402.50 | 0.00 | (1,402.50) | 0.00 | (1,402.50) |
| 01 1200 123 006 | SPED - SUB TEACHERS AP | 0.00 | 990.00 | 1,897.50 | 0.00 | (1,897.50) | 0.00 | (1,897.50) |

01/04/2024 02:59 PM

Regular; Processing Month 12/2023

User ID: MDT

| Account Number | Account Description | Revised Budget | Expended During Month | Expenditures to Date | % of Budget | Balance at EOM | P/ O Outstanding | Unencumbered Balance |
|-----------------|-------------------------------------|----------------|-----------------------|----------------------|-------------|----------------|------------------|----------------------|
| 01 1200 123 007 | SPED - SUB TEACHERS SE | 0.00 | 0.00 | 330.00 | 0.00 | (330.00) | 0.00 | (330.00) |
| 01 1200 123 008 | SPED - SUB TEACHERS BSMS | 0.00 | 0.00 | 1,155.00 | 0.00 | (1,155.00) | 0.00 | (1,155.00) |
| 01 1200 130 000 | SPED - OT SALARIES NON-INSTR DIST | 0.00 | 18.72 | 1,073.27 | 0.00 | (1,073.27) | 0.00 | (1,073.27) |
| 01 1200 132 004 | SPED - OT SALARIES NON-INSTR HE | 0.00 | 0.00 | 0.00 | 0.00 | 0.00 | 0.00 | 0.00 |
| 01 1200 132 006 | SPED- OT SALARIES NON- INSTR AP | 0.00 | 18.51 | 87.39 | 0.00 | (87.39) | 0.00 | (87.39) |
| 01 1200 150 000 | SPED - ADD'L COMP NON-INSTR DIST | 0.00 | 9.37 | 2,037.48 | 0.00 | (2,037.48) | 0.00 | (2,037.48) |
| 01 1200 151 000 | SPED - ADD'L COMP TEACHERS DIST | 1,290.07 | 61.82 | 247.28 | 19.17 | 1,042.79 | 0.00 | 1,042.79 |
| 01 1200 151 001 | SPED - ADD'L COMP TEACHERS HS | 1,372.41 | 111.71 | 391.90 | 28.56 | 980.51 | 0.00 | 980.51 |
| 01 1200 151 002 | SPED - ADD'L COMP TEACHERS BE | 657.80 | 52.40 | 127.19 | 19.34 | 530.61 | 0.00 | 530.61 |
| 01 1200 151 003 | SPED - ADD'L COMP TEACHERS PC | 735.75 | 61.35 | 190.46 | 25.89 | 545.29 | 0.00 | 545.29 |
| 01 1200 151 004 | SPED - ADD'L COMP TEACHERS HE | 875.16 | 244.08 | 550.52 | 62.91 | 324.64 | 0.00 | 324.64 |
| 01 1200 151 005 | SPED - ADD'L COMP TEACHERS BMS | 910.13 | 563.44 | 1,091.78 | 119.96 | (181.65) | 0.00 | (181.65) |
| 01 1200 151 006 | SPED - ADD'L COMP TEACHERS AP | 685.84 | 93.20 | 262.92 | 38.34 | 422.92 | 0.00 | 422.92 |
| 01 1200 151 007 | SPED - ADD'L COMP TEACHERS SE | 363.98 | 49.21 | 141.90 | 38.99 | 222.08 | 0.00 | 222.08 |
| 01 1200 151 008 | SPED - ADD'L COMP TEACHERS BSMS | 1,019.56 | 135.81 | 341.78 | 33.52 | 677.78 | 0.00 | 677.78 |
| 01 1200 152 000 | SPED - ADD'L COMP AIDES | 0.00 | 5.36 | 21.44 | 0.00 | (21.44) | 0.00 | (21.44) |
| 01 1200 152 001 | SPED - ADD'L COMP AIDES HS | 0.00 | 10.70 | 58.49 | 0.00 | (58.49) | 0.00 | (58.49) |
| 01 1200 152 002 | SPED - ADD'L COMP AIDES BE | 0.00 | 36.80 | 147.20 | 0.00 | (147.20) | 0.00 | (147.20) |
| 01 1200 152 003 | SPED - ADD'L COMP AIDES PC | 0.00 | 35.31 | 136.06 | 0.00 | (136.06) | 0.00 | (136.06) |
| 01 1200 152 004 | SPED - ADD'L COMP AIDES HE | 0.00 | 31.22 | 124.88 | 0.00 | (124.88) | 0.00 | (124.88) |
| 01 1200 152 005 | SPED - ADD'L COMP AIDES BMS | 0.00 | 15.76 | 58.16 | 0.00 | (58.16) | 0.00 | (58.16) |
| 01 1200 152 006 | SPED - ADD'L COMP AIDES AP | 0.00 | 13.08 | 52.32 | 0.00 | (52.32) | 0.00 | (52.32) |
| 01 1200 152 007 | SPED - ADD'L COMP AIDES SE | 0.00 | 10.32 | 41.28 | 0.00 | (41.28) | 0.00 | (41.28) |
| 01 1200 152 008 | SPED - ADD'L COMP AIDES BSMS | 0.00 | 40.56 | 141.95 | 0.00 | (141.95) | 0.00 | (141.95) |
| 01 1200 210 000 | SPED - GROUP INS NON-INSTR DIST | 37,663.92 | 3,138.66 | 12,554.64 | 33.33 | 25,109.28 | 0.00 | 25,109.28 |
| 01 1200 211 000 | SPED - GROUP INS TEACHERS/PROF DIST | 10,409.04 | 857.02 | 3,428.08 | 32.93 | 6,980.96 | 0.00 | 6,980.96 |
| 01 1200 211 001 | SPED - GROUP INS TEACHERS HS | 92,735.28 | 7,407.68 | 29,630.72 | 31.95 | 63,104.56 | 0.00 | 63,104.56 |
| 01 1200 211 002 | SPED - GROUP INS TEACHERS BE | 37,663.92 | 3,138.66 | 12,554.64 | 33.33 | 25,109.28 | 0.00 | 25,109.28 |
| 01 1200 211 003 | SPED - GROUP INS TEACHERS PC | 48,135.36 | 4,011.28 | 16,045.12 | 33.33 | 32,090.24 | 0.00 | 32,090.24 |
| 01 1200 211 004 | SPED - GROUP INS TEACHERS HE | 58,357.20 | 6,299.09 | 20,537.48 | 35.19 | 37,819.72 | 0.00 | 37,819.72 |
| 01 1200 211 005 | SPED - GROUP INS TEACHERS BMS | 96,208.32 | 7,147.41 | 28,589.64 | 29.72 | 67,618.68 | 0.00 | 67,618.68 |
| 01 1200 211 006 | SPED - GROUP INS TEACHERS AP | 66,338.28 | 5,356.27 | 21,940.84 | 33.07 | 44,397.44 | 0.00 | 44,397.44 |
| 01 1200 211 007 | SPED - GROUP INS TEACHERS SE | 10,284.24 | 857.02 | 3,428.08 | 33.33 | 6,856.16 | 0.00 | 6,856.16 |
| 01 1200 211 008 | SPED - GROUP INS TEACHERS BSMS | 40,949.76 | 2,560.66 | 10,242.64 | 25.01 | 30,707.12 | 0.00 | 30,707.12 |
| 01 1200 212 000 | SPED - GROUP INS INSTR AIDES | 187.20 | 5.20 | 20.80 | 11.11 | 166.40 | 0.00 | 166.40 |
| 01 1200 212 001 | SPED - GROUP INS AIDES HS | 249.60 | 15.60 | 57.20 | 22.92 | 192.40 | 0.00 | 192.40 |
| 01 1200 212 002 | SPED - GROUP INS AIDES BE | 436.80 | 36.40 | 145.60 | 33.33 | 291.20 | 0.00 | 291.20 |
| 01 1200 212 003 | SPED - GROUP INS AIDES PC | 436.80 | 36.40 | 140.40 | 32.14 | 296.40 | 0.00 | 296.40 |
| 01 1200 212 004 | SPED - GROUP INS AIDES HE | 7,948.68 | 662.39 | 2,649.56 | 33.33 | 5,299.12 | 0.00 | 5,299.12 |
| 01 1200 212 005 | SPED - GROUP INS AIDES BMS | 187.20 | 20.80 | 93.60 | 50.00 | 93.60 | 0.00 | 93.60 |
| 01 1200 212 006 | SPED - GROUP INS AIDES AP | 4,286.34 | 336.77 | 1,346.94 | 31.42 | 2,939.40 | 0.00 | 2,939.40 |
| 01 1200 212 007 | SPED - GROUP INS AIDES SE | 187.20 | 15.22 | 61.02 | 32.60 | 126.18 | 0.00 | 126.18 |
| 01 1200 212 008 | SPED - GROUP INS AIDES BSMS | 374.40 | 31.20 | 109.20 | 29.17 | 265.20 | 0.00 | 265.20 |
| 01 1200 220 000 | SPED - SOC SEC NON-INSTR DIST | 10,144.50 | 870.51 | 3,739.33 | 36.86 | 6,405.17 | 0.00 | 6,405.17 |
| 01 1200 221 000 | SPED - SOC SEC TEACHERS DIST | 23,640.19 | 1,256.42 | 5,025.69 | 21.26 | 18,614.50 | 0.00 | 18,614.50 |
| 01 1200 221 001 | SPED - SOC SEC TEACHERS HS | 34,118.27 | 2,561.08 | 10,288.72 | 30.16 | 23,829.55 | 0.00 | 23,829.55 |
| 01 1200 221 002 | SPED - SOC SEC TEACHERS BE | 8,802.40 | 708.06 | 2,825.89 | 32.10 | 5,976.51 | 0.00 | 5,976.51 |
| 01 1200 221 003 | SPED - SOC SEC TEACHERS PC | 11,350.46 | 968.07 | 3,896.76 | 34.33 | 7,453.70 | 0.00 | 7,453.70 |
| 01 1200 221 004 | SPED - SOC SEC TEACHERS HE | 16,562.40 | 1,109.66 | 4,762.57 | 28.76 | 11,799.83 | 0.00 | 11,799.83 |
| 01 1200 221 005 | SPED - SOC SEC TEACHERS BMS | 22,034.95 | 1,418.73 | 5,649.53 | 25.64 | 16,385.42 | 0.00 | 16,385.42 |
| 01 1200 221 006 | SPED - SOC SEC TEACHERS AP | 13,493.15 | 1,133.72 | 4,537.39 | 33.63 | 8,955.76 | 0.00 | 8,955.76 |
| 01 1200 221 007 | SPED - SOC SEC TEACHERS SE | 7,673.14 | 691.10 | 2,760.20 | 35.97 | 4,912.94 | 0.00 | 4,912.94 |
| 01 1200 221 008 | SPED - SOC SEC TEACHERS BSMS | 21,021.51 | 1,365.24 | 5,471.32 | 26.03 | 15,550.19 | 0.00 | 15,550.19 |
| 01 1200 222 000 | SPED - SOC SEC INSTR AIDES | 4,672.43 | 155.17 | 597.96 | 12.80 | 4,074.47 | 0.00 | 4,074.47 |
| 01 1200 222 001 | SPED - SOC SEC AIDES HS | 6,278.43 | 380.05 | 1,596.05 | 25.42 | 4,682.38 | 0.00 | 4,682.38 |

01/04/2024 02:59 PM

Regular; Processing Month 12/2023

User ID: MDT

| Account Number | Account Description | Revised Budget | Expended During Month | Expenditures to Date | % of Budget | Balance at EOM | P/ O Outstanding | Unencumbered Balance |
|-----------------|-------------------------------------|----------------|-----------------------|----------------------|-------------|----------------|------------------|----------------------|
| 01 1200 222 002 | SPED - SOC SEC AIDES BE | 10,579.62 | 1,210.70 | 4,482.16 | 42.37 | 6,097.46 | 0.00 | 6,097.46 |
| 01 1200 222 003 | SPED - SOC SEC AIDES PC | 10,324.31 | 1,108.62 | 4,187.28 | 40.56 | 6,137.03 | 0.00 | 6,137.03 |
| 01 1200 222 004 | SPED - SOC SEC AIDES HE | 9,211.45 | 1,029.20 | 3,941.39 | 42.79 | 5,270.06 | 0.00 | 5,270.06 |
| 01 1200 222 005 | SPED - SOC SEC AIDES BMS | 4,756.25 | 641.17 | 2,703.17 | 56.83 | 2,053.08 | 0.00 | 2,053.08 |
| 01 1200 222 006 | SPED - SOC SEC AIDES AP | 9,698.65 | 1,024.21 | 3,742.04 | 38.58 | 5,956.61 | 0.00 | 5,956.61 |
| 01 1200 222 007 | SPED - SOC SEC AIDES SE | 4,217.62 | 530.47 | 1,877.53 | 44.52 | 2,340.09 | 0.00 | 2,340.09 |
| 01 1200 222 008 | SPED - SOC SEC AIDES BSMS | 9,000.69 | 1,025.42 | 3,330.13 | 37.00 | 5,670.56 | 0.00 | 5,670.56 |
| 01 1200 223 001 | SPED - SOC SEC SUB TEACHERS HS | 0.00 | 44.18 | 202.00 | 0.00 | (202.00) | 0.00 | (202.00) |
| 01 1200 223 002 | SPED - SOC SEC SUB TEACHERS BE | 0.00 | 12.62 | 50.48 | 0.00 | (50.48) | 0.00 | (50.48) |
| 01 1200 223 003 | SPED - SOC SEC SUB TEACHERS PC | 0.00 | 44.18 | 44.18 | 0.00 | (44.18) | 0.00 | (44.18) |
| 01 1200 223 004 | SPED - SOC SEC SUB TEACHERS HE | 0.00 | 12.64 | 422.26 | 0.00 | (422.26) | 0.00 | (422.26) |
| 01 1200 223 005 | SPED - SOC SEC SUB TEACHERS BMS | 0.00 | 50.50 | 107.32 | 0.00 | (107.32) | 0.00 | (107.32) |
| 01 1200 223 006 | SPED - SOC SEC SUB TEACHERS AP | 0.00 | 75.73 | 145.17 | 0.00 | (145.17) | 0.00 | (145.17) |
| 01 1200 223 007 | SPED - SOC SEC SUB TEACHERS SE | 0.00 | 0.00 | 25.24 | 0.00 | (25.24) | 0.00 | (25.24) |
| 01 1200 223 008 | SPED - SOC SEC SUB TEACHERS BSMS | 0.00 | 0.00 | 88.33 | 0.00 | (88.33) | 0.00 | (88.33) |
| 01 1200 230 000 | SPED - RETIREMENT NON-INSTR DIST | 13,064.77 | 809.93 | 3,486.94 | 26.69 | 9,577.83 | 0.00 | 9,577.83 |
| 01 1200 231 000 | SPED - RETIREMENT TEACHERS DIST | 29,929.19 | 1,202.61 | 4,810.44 | 16.07 | 25,118.75 | 0.00 | 25,118.75 |
| 01 1200 231 001 | SPED - RETIREMENT TEACHERS HS | 44,054.05 | 2,396.83 | 9,630.05 | 21.86 | 34,424.00 | 0.00 | 34,424.00 |
| 01 1200 231 002 | SPED - RETIREMENT TEACHERS BE | 11,365.79 | 706.79 | 2,821.10 | 24.82 | 8,544.69 | 0.00 | 8,544.69 |
| 01 1200 231 003 | SPED - RETIREMENT TEACHERS PC | 14,655.89 | 910.79 | 3,665.94 | 25.01 | 10,989.95 | 0.00 | 10,989.95 |
| 01 1200 231 004 | SPED - RETIREMENT TEACHERS HE | 21,385.63 | 1,081.57 | 4,606.14 | 21.54 | 16,779.49 | 0.00 | 16,779.49 |
| 01 1200 231 005 | SPED - RETIREMENT TEACHERS BMS | 28,451.87 | 1,382.53 | 5,505.76 | 19.35 | 22,946.11 | 0.00 | 22,946.11 |
| 01 1200 231 006 | SPED - RETIREMENT TEACHERS AP | 17,422.56 | 1,099.65 | 4,401.21 | 25.26 | 13,021.35 | 0.00 | 13,021.35 |
| 01 1200 231 007 | SPED - RETIREMENT TEACHERS SE | 9,907.68 | 627.96 | 2,507.80 | 25.31 | 7,399.88 | 0.00 | 7,399.88 |
| 01 1200 231 008 | SPED - RETIREMENT TEACHERS BSMS | 27,143.31 | 1,280.68 | 5,132.60 | 18.91 | 22,010.71 | 0.00 | 22,010.71 |
| 01 1200 232 000 | SPED - RETIREMENT INSTR AIDES | 6,017.45 | 148.69 | 572.92 | 9.52 | 5,444.53 | 0.00 | 5,444.53 |
| 01 1200 232 001 | SPED - RETIREMENT AIDES HS | 8,085.78 | 357.53 | 1,515.54 | 18.74 | 6,570.24 | 0.00 | 6,570.24 |
| 01 1200 232 002 | SPED - RETIREMENT AIDES BE | 13,625.14 | 1,081.02 | 4,100.96 | 30.10 | 9,524.18 | 0.00 | 9,524.18 |
| 01 1200 232 003 | SPED - RETIREMENT AIDES PC | 13,296.37 | 1,062.54 | 3,935.65 | 29.60 | 9,360.72 | 0.00 | 9,360.72 |
| 01 1200 232 004 | SPED - RETIREMENT AIDES HE | 11,863.14 | 972.93 | 3,716.51 | 31.33 | 8,146.63 | 0.00 | 8,146.63 |
| 01 1200 232 005 | SPED - RETIREMENT AIDES BMS | 6,125.41 | 612.74 | 2,584.75 | 42.20 | 3,540.66 | 0.00 | 3,540.66 |
| 01 1200 232 006 | SPED - RETIREMENT AIDES AP | 12,500.63 | 715.38 | 2,748.35 | 21.99 | 9,752.28 | 0.00 | 9,752.28 |
| 01 1200 232 007 | SPED - RETIREMENT AIDES SE | 5,435.65 | 440.12 | 1,651.48 | 30.38 | 3,784.17 | 0.00 | 3,784.17 |
| 01 1200 232 008 | SPED - RETIREMENT AIDES BSMS | 11,591.70 | 975.27 | 3,184.86 | 27.48 | 8,406.84 | 0.00 | 8,406.84 |
| 01 1200 233 001 | SPED - RETIREMENT SUB TEACHERS HS | 0.00 | 0.00 | 0.00 | 0.00 | 0.00 | 0.00 | 0.00 |
| 01 1200 233 002 | SPED - RETIREMENT SUB TEACHERS BE | 0.00 | 0.00 | 0.00 | 0.00 | 0.00 | 0.00 | 0.00 |
| 01 1200 233 003 | SPED - RETIREMENT SUB TEACHERS PC | 0.00 | 0.00 | 0.00 | 0.00 | 0.00 | 0.00 | 0.00 |
| 01 1200 233 004 | SPED - RETIREMENT SUB TEACHERS HE | 0.00 | 0.00 | 284.45 | 0.00 | (284.45) | 0.00 | (284.45) |
| 01 1200 233 005 | SPED - RETIREMENT SUB TEACHERS BMS | 0.00 | 0.00 | 0.00 | 0.00 | 0.00 | 0.00 | 0.00 |
| 01 1200 233 006 | SPED - RETIREMENT SUB TEACHERS AP | 0.00 | 0.00 | 0.00 | 0.00 | 0.00 | 0.00 | 0.00 |
| 01 1200 233 007 | SPED - RETIREMENT SUB TEACHERS SE | 0.00 | 0.00 | 0.00 | 0.00 | 0.00 | 0.00 | 0.00 |
| 01 1200 233 008 | SPED - RETIREMENT SUB TEACHERS BSMS | 0.00 | 0.00 | 0.00 | 0.00 | 0.00 | 0.00 | 0.00 |
| 01 1200 237 000 | SPED - INCR RET CONTR DIST | 0.00 | 743.29 | 3,050.67 | 0.00 | (3,050.67) | 0.00 | (3,050.67) |
| 01 1200 237 001 | SPED - INCR RET CONTR HS | 0.00 | 947.28 | 3,833.21 | 0.00 | (3,833.21) | 0.00 | (3,833.21) |
| 01 1200 237 002 | SPED - INCR RET CONTR BE | 0.00 | 614.86 | 2,380.64 | 0.00 | (2,380.64) | 0.00 | (2,380.64) |
| 01 1200 237 003 | SPED - INCR RET CONTR PC | 0.00 | 678.68 | 2,614.59 | 0.00 | (2,614.59) | 0.00 | (2,614.59) |
| 01 1200 237 004 | SPED - INCR RET CONTR HE | 0.00 | 706.55 | 2,960.09 | 0.00 | (2,960.09) | 0.00 | (2,960.09) |
| 01 1200 237 005 | SPED - INCR RET CONTR BMS | 0.00 | 686.21 | 2,782.45 | 0.00 | (2,782.45) | 0.00 | (2,782.45) |
| 01 1200 237 006 | SPED - INCR RET CONTR AP | 0.00 | 624.22 | 2,458.88 | 0.00 | (2,458.88) | 0.00 | (2,458.88) |
| 01 1200 237 007 | SPED - INCR RET CONTR SE | 0.00 | 367.34 | 1,430.47 | 0.00 | (1,430.47) | 0.00 | (1,430.47) |
| 01 1200 237 008 | SPED - INCR RET CONTR BSMS | 0.00 | 775.86 | 2,860.52 | 0.00 | (2,860.52) | 0.00 | (2,860.52) |
| 01 1200 280 000 | SPED - HEALTH BEN NON-INSTR DIST | 5,700.00 | 475.00 | 1,900.00 | 33.33 | 3,800.00 | 0.00 | 3,800.00 |
| 01 1200 281 001 | SPED - HEALTH BEN TEACHERS HS | 11,400.00 | 1,485.52 | 5,942.08 | 52.12 | 5,457.92 | 0.00 | 5,457.92 |
| 01 1200 281 002 | SPED - HEALTH BEN TEACHERS BE | 0.00 | 0.00 | 0.00 | 0.00 | 0.00 | 0.00 | 0.00 |
| 01 1200 281 003 | SPED - HEALTH BEN TEACHERS PC | 5,700.00 | 475.00 | 1,900.00 | 33.33 | 3,800.00 | 0.00 | 3,800.00 |

| Account Number | Account Description | Revised Budget | Expended During Month | Expenditures to Date | % of Budget | Balance at EOM | P/ O Outstanding | Unencumbered Balance |
|---------------------|---------------------------------------|----------------|-----------------------|----------------------|-------------|----------------|------------------|----------------------|
| 01 1200 281 004 | SPED - HEALTH BEN TEACHERS HE | 0.00 | 234.63 | 569.94 | 0.00 | (569.94) | 0.00 | (569.94) |
| 01 1200 281 005 | SPED - HEALTH BEN TEACHERS BMS | 5,700.00 | 864.75 | 3,459.00 | 60.68 | 2,241.00 | 0.00 | 2,241.00 |
| 01 1200 281 006 | SPED - HEALTH BEN TEACHERS AP | 0.00 | 0.00 | 0.00 | 0.00 | 0.00 | 0.00 | 0.00 |
| 01 1200 281 007 | SPED - HEALTH BEN TEACHERS SE | 5,700.00 | 475.00 | 1,900.00 | 33.33 | 3,800.00 | 0.00 | 3,800.00 |
| 01 1200 281 008 | SPED - HEALTH BEN TEACHERS BSMS | 5,700.00 | 475.00 | 1,900.00 | 33.33 | 3,800.00 | 0.00 | 3,800.00 |
| 01 1200 320 001 | SPED - PROF EDUCATIONAL SERVICES HS | 0.00 | 0.00 | 0.00 | 0.00 | 0.00 | 0.00 | 0.00 |
| 01 1200 320 002 | SPED - PROF EDUCATIONAL SERVICES BE | 0.00 | 0.00 | 0.00 | 0.00 | 0.00 | 0.00 | 0.00 |
| 01 1200 320 003 | SPED - PROF EDUCATIONAL SERVICES PC | 0.00 | 0.00 | 0.00 | 0.00 | 0.00 | 0.00 | 0.00 |
| 01 1200 320 004 | SPED - PROF EDUCATIONAL SERVICES HE | 0.00 | 0.00 | 0.00 | 0.00 | 0.00 | 0.00 | 0.00 |
| 01 1200 320 005 | SPED - PROF EDUCATIONAL SERVICES BMS | 0.00 | 0.00 | 0.00 | 0.00 | 0.00 | 0.00 | 0.00 |
| 01 1200 320 006 | SPED - PROF EDUCATIONAL SERVICES AP | 0.00 | 0.00 | 0.00 | 0.00 | 0.00 | 0.00 | 0.00 |
| 01 1200 320 007 | SPED - PROF EDUCATIONAL SERVICES SE | 0.00 | 0.00 | 0.00 | 0.00 | 0.00 | 0.00 | 0.00 |
| 01 1200 320 008 | SPED - PROF EDUCATIONAL SERVICES BSMS | 0.00 | 0.00 | 0.00 | 0.00 | 0.00 | 40.00 | (40.00) |
| 01 1200 332 001 | SPED - MILEAGE TO PARENTS HS | 0.00 | 0.00 | 0.00 | 0.00 | 0.00 | 0.00 | 0.00 |
| 01 1200 334 000 | SPED - MILEAGE TO PARENTS DIST | 10,000.00 | 1,246.20 | 4,883.28 | 48.83 | 5,116.72 | 0.00 | 5,116.72 |
| 01 1200 334 001 | SPED - MILEAGE TO PARENTS HS | 5,000.00 | 0.00 | 0.00 | 0.00 | 5,000.00 | 0.00 | 5,000.00 |
| 01 1200 561 000 098 | SPED - TUIT PD TO OTHER DIST DIST | 25,000.00 | 3,850.00 | 10,500.00 | 42.00 | 14,500.00 | 0.00 | 14,500.00 |
| 01 1200 561 001 098 | SPED - TUIT PD TO OTHER DIST HS | 320,000.00 | 32,516.01 | 120,164.93 | 37.55 | 199,835.07 | 0.00 | 199,835.07 |
| 01 1200 561 001 099 | SPED - TUIT PD TO ESU HS | 0.00 | 0.00 | 0.00 | 0.00 | 0.00 | 0.00 | 0.00 |
| 01 1200 561 002 098 | SPED - TUIT PD TO OTHER DIST BE | 45,000.00 | 0.00 | 0.00 | 0.00 | 45,000.00 | 0.00 | 45,000.00 |
| 01 1200 561 002 099 | SPED - TUIT PD TO ESU BE | 0.00 | 0.00 | 0.00 | 0.00 | 0.00 | 0.00 | 0.00 |
| 01 1200 561 003 098 | SPED - TUIT PD TO OTHER DIST PC | 45,000.00 | 6,380.00 | 17,400.00 | 38.67 | 27,600.00 | 0.00 | 27,600.00 |
| 01 1200 561 003 099 | SPED - TUIT PD TO ESU PC | 0.00 | 0.00 | 0.00 | 0.00 | 0.00 | 0.00 | 0.00 |
| 01 1200 561 004 098 | SPED - TUIT PD TO OTHER DIST HE | 145,000.00 | 12,760.00 | 36,340.00 | 25.06 | 108,660.00 | 0.00 | 108,660.00 |
| 01 1200 561 004 099 | SPED - TUIT PD TO ESU HE | 0.00 | 0.00 | 0.00 | 0.00 | 0.00 | 0.00 | 0.00 |
| 01 1200 561 005 098 | SPED - TUIT PD TO OTHER DIST BMS | 45,000.00 | 9,570.00 | 44,890.00 | 99.76 | 110.00 | 0.00 | 110.00 |
| 01 1200 561 005 099 | SPED - TUIT PD TO ESU BMS | 0.00 | 0.00 | 0.00 | 0.00 | 0.00 | 0.00 | 0.00 |
| 01 1200 561 006 098 | SPED - TUITION TO OTHER DIST AP | 45,000.00 | 7,260.00 | 19,800.00 | 44.00 | 25,200.00 | 0.00 | 25,200.00 |
| 01 1200 561 006 099 | SPED - TUIT PD TO ESU AP | 0.00 | 0.00 | 0.00 | 0.00 | 0.00 | 0.00 | 0.00 |
| 01 1200 561 007 098 | SPED - TUITION TO OTHER DIST SE | 45,000.00 | 0.00 | 0.00 | 0.00 | 45,000.00 | 0.00 | 45,000.00 |
| 01 1200 561 007 099 | SPED - TUIT PD TO ESU SE | 0.00 | 0.00 | 0.00 | 0.00 | 0.00 | 0.00 | 0.00 |
| 01 1200 561 008 098 | SPED - TUIT PD TO OTHER DIST BSMS | 45,000.00 | 0.00 | 0.00 | 0.00 | 45,000.00 | 0.00 | 45,000.00 |
| 01 1200 561 008 099 | SPED - TUIT PD TO ESU BSMS | 0.00 | 0.00 | 0.00 | 0.00 | 0.00 | 0.00 | 0.00 |
| 01 1200 580 000 | SPED - TRAVEL & MILEAGE DIST | 6,600.00 | 198.42 | 1,201.24 | 31.88 | 5,398.76 | 903.13 | 4,495.63 |
| 01 1200 580 001 | SPED - TRAVEL & MILEAGE HS | 200.00 | 0.00 | 0.00 | 0.00 | 200.00 | 0.00 | 200.00 |
| 01 1200 580 002 | SPED - TRAVEL & MILEAGE BE | 200.00 | 0.00 | 0.00 | 0.00 | 200.00 | 0.00 | 200.00 |
| 01 1200 580 003 | SPED - TRAVEL & MILEAGE PC | 200.00 | 0.00 | 0.00 | 0.00 | 200.00 | 0.00 | 200.00 |
| 01 1200 580 004 | SPED - TRAVEL & MILEAGE HE | 200.00 | 0.00 | 0.00 | 0.00 | 200.00 | 0.00 | 200.00 |
| 01 1200 580 005 | SPED - TRAVEL & MILEAGE BMS | 200.00 | 0.00 | 0.00 | 0.00 | 200.00 | 0.00 | 200.00 |
| 01 1200 580 006 | SPED - TRAVEL & MILEAGE AP | 200.00 | 0.00 | 0.00 | 0.00 | 200.00 | 0.00 | 200.00 |
| 01 1200 580 007 | SPED - TRAVEL & MILEAGE SE | 200.00 | 0.00 | 0.00 | 0.00 | 200.00 | 0.00 | 200.00 |
| 01 1200 580 008 | SPED - TRAVEL & MILEAGE BSMS | 200.00 | 0.00 | 0.00 | 0.00 | 200.00 | 0.00 | 200.00 |
| 01 1200 590 000 | SPED - PURCHASED SERVICES DIST | 150,000.00 | 16,640.16 | 53,292.16 | 35.53 | 96,707.84 | 0.00 | 96,707.84 |
| 01 1200 590 001 | SPED - PURCHASED SERVICES HS | 10,000.00 | 0.00 | 0.00 | 0.00 | 10,000.00 | 0.00 | 10,000.00 |
| 01 1200 590 002 | SPED - PURCHASED SERVICES BE | 10,000.00 | 0.00 | 0.00 | 0.00 | 10,000.00 | 0.00 | 10,000.00 |
| 01 1200 590 003 | SPED - PURCHASED SERVICES PC | 10,000.00 | 0.00 | 0.00 | 0.00 | 10,000.00 | 0.00 | 10,000.00 |
| 01 1200 590 004 | SPED - PURCHASED SERVICES HE | 10,000.00 | 0.00 | 0.00 | 0.00 | 10,000.00 | 0.00 | 10,000.00 |
| 01 1200 590 005 | SPED - PURCHASED SERVICES BMS | 10,000.00 | 0.00 | 0.00 | 0.00 | 10,000.00 | 0.00 | 10,000.00 |
| 01 1200 590 006 | SPED - PURCHASED SERVICES AP | 10,000.00 | 0.00 | 0.00 | 0.00 | 10,000.00 | 0.00 | 10,000.00 |
| 01 1200 590 007 | SPED - PURCHASED SERVICES SE | 10,000.00 | 0.00 | 0.00 | 0.00 | 10,000.00 | 0.00 | 10,000.00 |
| 01 1200 590 008 | SPED - PURCHASED SERVICES BSMS | 10,000.00 | 0.00 | 0.00 | 0.00 | 10,000.00 | 0.00 | 10,000.00 |
| 01 1200 610 000 | SPED - SUPPLIES DIST | 3,000.00 | 536.67 | 3,062.74 | 102.09 | (62.74) | 0.00 | (62.74) |
| 01 1200 610 001 | SPED - SUPPLIES HS | 4,000.00 | 292.84 | 2,581.24 | 66.41 | 1,418.76 | 75.00 | 1,343.76 |
| 01 1200 610 001 611 | SPED - TESTING SUPPLIES HS | 0.00 | 0.00 | 0.00 | 0.00 | 0.00 | 0.00 | 0.00 |
| 01 1200 610 002 | SPED - SUPPLIES BE | 2,000.00 | 143.63 | 2,725.11 | 136.26 | (725.11) | 0.00 | (725.11) |

| Account Number | Account Description | Revised Budget | Expended During Month | Expenditures to Date | % of Budget | Balance at EOM | P/ O Outstanding | Unencumbered Balance |
|---------------------|-------------------------------|----------------|-----------------------|----------------------|-------------|----------------|------------------|----------------------|
| 01 1200 610 002 611 | SPED - TESTING SUPPLIES BE | 0.00 | 0.00 | 0.00 | 0.00 | 0.00 | 0.00 | 0.00 |
| 01 1200 610 003 | SPED - SUPPLIES PC | 2,000.00 | 274.00 | 1,915.95 | 96.33 | 84.05 | 10.73 | 73.32 |
| 01 1200 610 003 611 | SPED - TESTING SUPPLIES PC | 0.00 | 0.00 | 0.00 | 0.00 | 0.00 | 0.00 | 0.00 |
| 01 1200 610 004 | SPED - SUPPLIES HE | 2,000.00 | 0.00 | 911.83 | 45.59 | 1,088.17 | 0.00 | 1,088.17 |
| 01 1200 610 004 611 | SPED - TESTING SUPPLIES HE | 0.00 | 0.00 | 0.00 | 0.00 | 0.00 | 0.00 | 0.00 |
| 01 1200 610 005 | SPED - SUPPLIES BMS | 4,000.00 | 63.46 | 119.23 | 2.98 | 3,880.77 | 0.00 | 3,880.77 |
| 01 1200 610 005 611 | SPED - TESTING SUPPLIES BMS | 0.00 | 0.00 | 0.00 | 0.00 | 0.00 | 0.00 | 0.00 |
| 01 1200 610 006 | SPED - SUPPLIES AP | 2,000.00 | 619.45 | 1,182.96 | 79.64 | 817.04 | 409.81 | 407.23 |
| 01 1200 610 006 611 | SPED - TESTING SUPPLIES AP | 0.00 | 0.00 | 0.00 | 0.00 | 0.00 | 0.00 | 0.00 |
| 01 1200 610 007 | SPED - SUPPLIES SE | 2,000.00 | 246.65 | 606.58 | 38.59 | 1,393.42 | 165.16 | 1,228.26 |
| 01 1200 610 007 611 | SPED - TESTING SUPPLIES SE | 0.00 | 0.00 | 0.00 | 0.00 | 0.00 | 0.00 | 0.00 |
| 01 1200 610 008 | SPED - SUPPLIES BSMS | 4,000.00 | 345.26 | 2,761.07 | 74.00 | 1,238.93 | 198.91 | 1,040.02 |
| 01 1200 610 008 611 | SPED - TESTING SUPPLIES BSMS | 0.00 | 0.00 | 0.00 | 0.00 | 0.00 | 0.00 | 0.00 |
| 01 1200 640 000 | SPED - BOOKS & PER DIST | 0.00 | 0.00 | 0.00 | 0.00 | 0.00 | 0.00 | 0.00 |
| 01 1200 640 001 | SPED - BOOKS & PER HS | 0.00 | 0.00 | 137.23 | 0.00 | (137.23) | 0.00 | (137.23) |
| 01 1200 640 002 | SPED - BOOKS & PER BE | 0.00 | 0.00 | 0.00 | 0.00 | 0.00 | 0.00 | 0.00 |
| 01 1200 640 003 | SPED - BOOKS & PER PC | 0.00 | 0.00 | 275.61 | 0.00 | (275.61) | 0.00 | (275.61) |
| 01 1200 640 004 | SPED - BOOKS & PER HE | 0.00 | 0.00 | 113.77 | 0.00 | (113.77) | 0.00 | (113.77) |
| 01 1200 640 005 | SPED - BOOKS & PER BMS | 0.00 | 0.00 | 0.00 | 0.00 | 0.00 | 0.00 | 0.00 |
| 01 1200 640 006 | SPED - BOOKS & PER AP | 0.00 | 0.00 | 0.00 | 0.00 | 0.00 | 0.00 | 0.00 |
| 01 1200 640 007 | SPED - BOOKS & PER SE | 0.00 | 0.00 | 0.00 | 0.00 | 0.00 | 0.00 | 0.00 |
| 01 1200 640 008 | SPED - BOOKS & PER BSMS | 0.00 | 0.00 | 66.28 | 0.00 | (66.28) | 0.00 | (66.28) |
| 01 1200 650 001 | SPED - SUPPLIES TECH-REL HS | 100.00 | 0.00 | 0.00 | 0.00 | 100.00 | 0.00 | 100.00 |
| 01 1200 650 002 | SPED - SUPPLIES TECH-REL BE | 100.00 | 0.00 | 0.00 | 0.00 | 100.00 | 0.00 | 100.00 |
| 01 1200 650 003 | SPED - SUPPLIES TECH-REL PC | 100.00 | 0.00 | 0.00 | 0.00 | 100.00 | 0.00 | 100.00 |
| 01 1200 650 004 | SPED - SUPPLIES TECH-REL HE | 100.00 | 0.00 | 0.00 | 0.00 | 100.00 | 0.00 | 100.00 |
| 01 1200 650 005 | SPED - SUPPLIES TECH-REL BMS | 100.00 | 0.00 | 0.00 | 0.00 | 100.00 | 0.00 | 100.00 |
| 01 1200 650 006 | SPED - SUPPLIES TECH-REL AP | 100.00 | 0.00 | 0.00 | 0.00 | 100.00 | 0.00 | 100.00 |
| 01 1200 650 007 | SPED - SUPPLIES TECH-REL SE | 100.00 | 0.00 | 0.00 | 0.00 | 100.00 | 0.00 | 100.00 |
| 01 1200 650 008 | SPED - SUPPLIES TECH-REL BSMS | 100.00 | 0.00 | 21.49 | 21.49 | 78.51 | 0.00 | 78.51 |
| 01 1200 733 001 | SPED - FURN & EQUIP HS | 500.00 | 0.00 | 0.00 | 0.00 | 500.00 | 0.00 | 500.00 |
| 01 1200 733 002 | SPED - FURN & EQUIP BE | 500.00 | 0.00 | 0.00 | 0.00 | 500.00 | 0.00 | 500.00 |
| 01 1200 733 003 | SPED - FURN & EQUIP PC | 500.00 | 0.00 | 2,370.00 | 474.00 | (1,870.00) | 0.00 | (1,870.00) |
| 01 1200 733 004 | SPED - FURN & EQUIP HE | 500.00 | 0.00 | 226.74 | 45.35 | 273.26 | 0.00 | 273.26 |
| 01 1200 733 005 | SPED - FURN & EQUIP BMS | 500.00 | 0.00 | 0.00 | 0.00 | 500.00 | 0.00 | 500.00 |
| 01 1200 733 006 | SPED - FURN & EQUIP AP | 500.00 | 0.00 | 0.00 | 0.00 | 500.00 | 0.00 | 500.00 |
| 01 1200 733 007 | SPED - FURN & EQUIP SE | 500.00 | 0.00 | 0.00 | 0.00 | 500.00 | 0.00 | 500.00 |
| 01 1200 733 008 | SPED - FURN & EQUIP BSMS | 500.00 | 0.00 | 279.98 | 56.00 | 220.02 | 0.00 | 220.02 |
| 01 1200 734 001 | SPED - HARDWARE HS | 1,500.00 | 0.00 | 0.00 | 0.00 | 1,500.00 | 0.00 | 1,500.00 |
| 01 1200 734 002 | SPED - HARDWARE BE | 1,500.00 | 0.00 | 0.00 | 0.00 | 1,500.00 | 0.00 | 1,500.00 |
| 01 1200 734 003 | SPED - HARDWARE PC | 1,500.00 | 0.00 | 0.00 | 0.00 | 1,500.00 | 0.00 | 1,500.00 |
| 01 1200 734 004 | SPED - HARDWARE HE | 1,500.00 | 0.00 | 449.00 | 29.93 | 1,051.00 | 0.00 | 1,051.00 |
| 01 1200 734 005 | SPED - HARDWARE BMS | 1,500.00 | 0.00 | 0.00 | 0.00 | 1,500.00 | 0.00 | 1,500.00 |
| 01 1200 734 006 | SPED - HARDWARE AP | 1,500.00 | 0.00 | 0.00 | 0.00 | 1,500.00 | 0.00 | 1,500.00 |
| 01 1200 734 007 | SPED - HARDWARE SE | 1,500.00 | 0.00 | 0.00 | 0.00 | 1,500.00 | 0.00 | 1,500.00 |
| 01 1200 734 008 | SPED - HARDWARE BSMS | 1,500.00 | 0.00 | 0.00 | 0.00 | 1,500.00 | 0.00 | 1,500.00 |
| 01 1200 735 000 | SPED - SOFTWARE DIST | 3,000.00 | 89.80 | 6,411.40 | 213.71 | (3,411.40) | 0.00 | (3,411.40) |
| 01 1200 735 001 | SPED - SOFTWARE HS | 250.00 | 0.00 | 1,033.00 | 413.20 | (783.00) | 0.00 | (783.00) |
| 01 1200 735 002 | SPED - SOFTWARE BE | 250.00 | 0.00 | 0.00 | 0.00 | 250.00 | 0.00 | 250.00 |
| 01 1200 735 003 | SPED - SOFTWARE PC | 250.00 | 0.00 | 0.00 | 0.00 | 250.00 | 0.00 | 250.00 |
| 01 1200 735 004 | SPED - SOFTWARE HE | 250.00 | 0.00 | 49.99 | 20.00 | 200.01 | 0.00 | 200.01 |
| 01 1200 735 005 | SPED - SOFTWARE BMS | 250.00 | 0.00 | 1,033.00 | 413.20 | (783.00) | 0.00 | (783.00) |
| 01 1200 735 006 | SPED - SOFTWARE AP | 250.00 | 0.00 | 0.00 | 0.00 | 250.00 | 0.00 | 250.00 |
| 01 1200 735 007 | SPED - SOFTWARE SE | 250.00 | 0.00 | 0.00 | 0.00 | 250.00 | 0.00 | 250.00 |
| 01 1200 735 008 | SPED - SOFTWARE BSMS | 250.00 | 0.00 | 1,033.00 | 413.20 | (783.00) | 0.00 | (783.00) |

Regular; Processing Month 12/2023

| Account Number | Account Description | Revised Budget | Expended During Month | Expenditures to Date | % of Budget | Balance at EOM | P/ O Outstanding | Unencumbered Balance |
|-----------------|--------------------------------------|----------------|-----------------------|----------------------|-------------|----------------|------------------|----------------------|
| 01 1300 810 003 | SUMM SCHOOL - DUES & FEES PC | 0.00 | 0.00 | 0.00 | 0.00 | 0.00 | 0.00 | 0.00 |
| 01 1300 810 004 | SUMM SCHOOL - DUES & FEES HE | 0.00 | 0.00 | 0.00 | 0.00 | 0.00 | 0.00 | 0.00 |
| 01 1300 810 005 | SUMM SCHOOL - DUES & FEES BMS | 0.00 | 0.00 | 0.00 | 0.00 | 0.00 | 0.00 | 0.00 |
| 01 1300 810 006 | SUMM SCHOOL - DUES & FEES AP | 0.00 | 0.00 | 0.00 | 0.00 | 0.00 | 0.00 | 0.00 |
| 01 1300 810 007 | SUMM SCHOOL - DUES & FEES SE | 0.00 | 0.00 | 0.00 | 0.00 | 0.00 | 0.00 | 0.00 |
| 01 1300 810 008 | SUMM SCHOOL - DUES & FEES BSMS | 0.00 | 0.00 | 0.00 | 0.00 | 0.00 | 0.00 | 0.00 |
| 1300 | SUMMER SCHOOL | 136,330.28 | 0.00 | 0.00 | 0.00 | 136,330.28 | 0.00 | 136,330.28 |
| 2120 | GUIDANCE SERVICES | | | | | | | |
| 01 2120 110 001 | GUIDANCE - SALARIES NON-INSTR HS | 22,572.00 | 2,270.47 | 9,438.66 | 41.82 | 13,133.34 | 0.00 | 13,133.34 |
| 01 2120 110 005 | GUIDANCE - SALARIES NON-INSTR BMS | 0.00 | 0.00 | 0.00 | 0.00 | 0.00 | 0.00 | 0.00 |
| 01 2120 111 001 | GUIDANCE - SALARIES TEACHERS HS | 225,563.30 | 13,449.30 | 53,797.20 | 23.85 | 171,766.10 | 0.00 | 171,766.10 |
| 01 2120 111 002 | GUIDANCE - SALARIES TEACHERS BE | 68,754.53 | 5,750.08 | 23,000.32 | 33.45 | 45,754.21 | 0.00 | 45,754.21 |
| 01 2120 111 003 | GUIDANCE - SALARIES TEACHERS PC | 108,515.95 | 15,650.47 | 62,601.88 | 57.69 | 45,914.07 | 0.00 | 45,914.07 |
| 01 2120 111 004 | GUIDANCE - SALARIES TEACHERS HE | 68,357.10 | 5,716.84 | 22,867.36 | 33.45 | 45,489.74 | 0.00 | 45,489.74 |
| 01 2120 111 005 | GUIDANCE - SALARIES TEACHERS BMS | 87,808.22 | 7,301.05 | 29,204.20 | 33.26 | 58,604.02 | 0.00 | 58,604.02 |
| 01 2120 111 006 | GUIDANCE - SALARIES TEACHERS AP | 50,870.40 | 4,254.39 | 17,017.56 | 33.45 | 33,852.84 | 0.00 | 33,852.84 |
| 01 2120 111 007 | GUIDANCE - SALARIES TEACHERS SE | 57,229.20 | 4,786.19 | 19,144.76 | 33.45 | 38,084.44 | 0.00 | 38,084.44 |
| 01 2120 111 008 | GUIDANCE - SALARIES TEACHERS BSMS | 169,734.55 | 14,113.04 | 56,452.16 | 33.26 | 113,282.39 | 0.00 | 113,282.39 |
| 01 2120 130 001 | GUIDANCE - OT SALARIES NON-INSTR HS | 0.00 | 0.00 | 0.00 | 0.00 | 0.00 | 0.00 | 0.00 |
| 01 2120 130 005 | GUIDANCE - OT SALARIES NON-INSTR BMS | 0.00 | 0.00 | 0.00 | 0.00 | 0.00 | 0.00 | 0.00 |
| 01 2120 150 001 | GUIDANCE - ADD'L COMP NON-INSTR HS | 0.00 | 0.00 | 0.00 | 0.00 | 0.00 | 0.00 | 0.00 |
| 01 2120 150 005 | GUIDANCE - ADD'L COMP NON-INSTR BMS | 0.00 | 0.00 | 0.00 | 0.00 | 0.00 | 0.00 | 0.00 |
| 01 2120 151 001 | GUIDANCE - ADD'L COMP TEACHERS HS | 645.15 | 48.87 | 195.48 | 30.30 | 449.67 | 0.00 | 449.67 |
| 01 2120 151 002 | GUIDANCE - ADD'L COMP TEACHERS BE | 178.76 | 14.90 | 59.60 | 33.34 | 119.16 | 0.00 | 119.16 |
| 01 2120 151 003 | GUIDANCE - ADD'L COMP TEACHERS PC | 282.14 | 17.14 | 68.56 | 24.30 | 213.58 | 0.00 | 213.58 |
| 01 2120 151 004 | GUIDANCE - ADD'L COMP TEACHERS HE | 177.73 | 14.81 | 59.24 | 33.33 | 118.49 | 0.00 | 118.49 |
| 01 2120 151 005 | GUIDANCE - ADD'L COMP TEACHERS BMS | 228.30 | 19.03 | 76.12 | 33.34 | 152.18 | 0.00 | 152.18 |
| 01 2120 151 006 | GUIDANCE - ADD'L COMP TEACHERS AP | 132.26 | 11.02 | 44.08 | 33.33 | 88.18 | 0.00 | 88.18 |
| 01 2120 151 007 | GUIDANCE - ADD'L COMP TEACHERS SE | 148.80 | 12.40 | 49.60 | 33.33 | 99.20 | 0.00 | 99.20 |
| 01 2120 151 008 | GUIDANCE - ADD'L COMP TEACHERS BSMS | 441.31 | 36.77 | 147.08 | 33.33 | 294.23 | 0.00 | 294.23 |
| 01 2120 152 001 | GUIDANCE - ADD'L COMP AIDES HS | 0.00 | 0.00 | 0.00 | 0.00 | 0.00 | 0.00 | 0.00 |
| 01 2120 152 005 | GUIDANCE - ADD'L COMP AIDES BMS | 0.00 | 0.00 | 0.00 | 0.00 | 0.00 | 0.00 | 0.00 |
| 01 2120 210 001 | GUIDANCE - GROUP INS NON-INSTR HS | 62.40 | 5.20 | 20.80 | 33.33 | 41.60 | 0.00 | 41.60 |
| 01 2120 210 005 | GUIDANCE - GROUP INS NON-INSTR BMS | 0.00 | 0.00 | 0.00 | 0.00 | 0.00 | 0.00 | 0.00 |
| 01 2120 211 001 | GUIDANCE - GROUP INS TEACHERS HS | 45,769.80 | 3,808.95 | 15,235.80 | 33.29 | 30,534.00 | 0.00 | 30,534.00 |
| 01 2120 211 002 | GUIDANCE - GROUP INS TEACHERS BE | 27,441.78 | 2,286.84 | 9,147.36 | 33.33 | 18,294.42 | 0.00 | 18,294.42 |
| 01 2120 211 003 | GUIDANCE - GROUP INS TEACHERS PC | 27,504.48 | 2,297.24 | 9,188.96 | 33.41 | 18,315.52 | 0.00 | 18,315.52 |
| 01 2120 211 004 | GUIDANCE - GROUP INS TEACHERS HE | 27,442.08 | 2,286.84 | 9,147.36 | 33.33 | 18,294.72 | 0.00 | 18,294.72 |
| 01 2120 211 005 | GUIDANCE - GROUP INS TEACHERS BMS | 27,442.08 | 2,286.84 | 9,147.36 | 33.33 | 18,294.72 | 0.00 | 18,294.72 |
| 01 2120 211 006 | GUIDANCE - GROUP INS TEACHERS AP | 62.40 | 5.20 | 20.80 | 33.33 | 41.60 | 0.00 | 41.60 |
| 01 2120 211 007 | GUIDANCE - GROUP INS TEACHERS SE | 10,221.84 | 851.82 | 3,407.28 | 33.33 | 6,814.56 | 0.00 | 6,814.56 |
| 01 2120 211 008 | GUIDANCE - GROUP INS TEACHERS BSMS | 27,504.48 | 2,292.04 | 9,168.16 | 33.33 | 18,336.32 | 0.00 | 18,336.32 |
| 01 2120 220 001 | GUIDANCE - SOC SEC NON-INSTR HS | 2,018.12 | 197.59 | 817.68 | 40.52 | 1,200.44 | 0.00 | 1,200.44 |
| 01 2120 220 005 | GUIDANCE - SOC SEC NON-INSTR BMS | 0.00 | 0.00 | 0.00 | 0.00 | 0.00 | 0.00 | 0.00 |
| 01 2120 221 001 | GUIDANCE - SOC SEC TEACHERS HS | 17,255.59 | 999.35 | 3,997.37 | 23.17 | 13,258.22 | 0.00 | 13,258.22 |
| 01 2120 221 002 | GUIDANCE - SOC SEC TEACHERS BE | 5,259.72 | 432.95 | 1,731.81 | 32.93 | 3,527.91 | 0.00 | 3,527.91 |
| 01 2120 221 003 | GUIDANCE - SOC SEC TEACHERS PC | 8,301.47 | 1,241.45 | 4,965.82 | 59.82 | 3,335.65 | 0.00 | 3,335.65 |
| 01 2120 221 004 | GUIDANCE - SOC SEC TEACHERS HE | 5,229.32 | 438.46 | 1,753.87 | 33.54 | 3,475.45 | 0.00 | 3,475.45 |
| 01 2120 221 005 | GUIDANCE - SOC SEC TEACHERS BMS | 6,717.33 | 551.91 | 2,207.64 | 32.86 | 4,509.69 | 0.00 | 4,509.69 |
| 01 2120 221 006 | GUIDANCE - SOC SEC TEACHERS AP | 3,891.59 | 362.64 | 1,450.59 | 37.27 | 2,441.00 | 0.00 | 2,441.00 |
| 01 2120 221 007 | GUIDANCE - SOC SEC TEACHERS SE | 4,378.03 | 366.60 | 1,466.40 | 33.49 | 2,911.63 | 0.00 | 2,911.63 |
| 01 2120 221 008 | GUIDANCE - SOC SEC TEACHERS BSMS | 12,984.69 | 1,110.71 | 4,442.84 | 34.22 | 8,541.85 | 0.00 | 8,541.85 |
| 01 2120 230 001 | GUIDANCE - RETIREMENT NON-INSTR HS | 2,229.62 | 166.88 | 693.74 | 31.11 | 1,535.88 | 0.00 | 1,535.88 |
| 01 2120 230 005 | GUIDANCE - RETIREMENT NON-INSTR BMS | 0.00 | 0.00 | 0.00 | 0.00 | 0.00 | 0.00 | 0.00 |
| 01 2120 231 001 | GUIDANCE - RETIREMENT TEACHERS HS | 22,280.69 | 988.53 | 3,954.11 | 17.75 | 18,326.58 | 0.00 | 18,326.58 |

| Account Number | Account Description | Revised Budget | Expended During Month | Expenditures to Date | % of Budget | Balance at EOM | P/ O Outstanding | Unencumbered Balance |
|---------------------|--|----------------|-----------------------|----------------------|-------------|----------------|------------------|----------------------|
| 01 2120 610 008 | GUIDANCE - SUPPLIES BSMS | 2,500.00 | 0.00 | 0.00 | 0.00 | 2,500.00 | 0.00 | 2,500.00 |
| 01 2120 610 008 611 | GUIDANCE - TESTING SUPPLIES BSMS | 0.00 | 0.00 | 0.00 | 0.00 | 0.00 | 0.00 | 0.00 |
| 01 2120 733 001 | GUIDANCE - FURN & EQUIP HS | 0.00 | 0.00 | 0.00 | 0.00 | 0.00 | 0.00 | 0.00 |
| 01 2120 733 002 | GUIDANCE - FURN & EQUIP BE | 0.00 | 0.00 | 0.00 | 0.00 | 0.00 | 0.00 | 0.00 |
| 01 2120 733 003 | GUIDANCE - FURN & EQUIP PC | 0.00 | 0.00 | 37.67 | 0.00 | (37.67) | 0.00 | (37.67) |
| 01 2120 733 004 | GUIDANCE - FURN & EQUIP HE | 0.00 | 75.86 | 75.86 | 0.00 | (75.86) | 0.00 | (75.86) |
| 01 2120 733 005 | GUIDANCE - FURN & EQUIP BMS | 0.00 | 0.00 | 0.00 | 0.00 | 0.00 | 0.00 | 0.00 |
| 01 2120 733 006 | GUIDANCE - FURN & EQUIP AP | 0.00 | 0.00 | 0.00 | 0.00 | 0.00 | 0.00 | 0.00 |
| 01 2120 733 007 | GUIDANCE - FURN & EQUIP SE | 0.00 | 0.00 | 0.00 | 0.00 | 0.00 | 0.00 | 0.00 |
| 01 2120 733 008 | GUIDANCE - FURN & EQUIP BSMS | 0.00 | 0.00 | 0.00 | 0.00 | 0.00 | 0.00 | 0.00 |
| 01 2120 734 001 | GUIDANCE - HARDWARE HS | 0.00 | 0.00 | 0.00 | 0.00 | 0.00 | 0.00 | 0.00 |
| 01 2120 734 005 | GUIDANCE - HARDWARE BMS | 0.00 | 0.00 | 0.00 | 0.00 | 0.00 | 0.00 | 0.00 |
| 01 2120 810 001 | GUIDANCE - DUES & FEES HS | 1,000.00 | 0.00 | 2,000.00 | 200.00 | (1,000.00) | 0.00 | (1,000.00) |
| 01 2120 810 002 | GUIDANCE - DUES & FEES BE | 250.00 | 0.00 | 0.00 | 0.00 | 250.00 | 0.00 | 250.00 |
| 01 2120 810 003 | GUIDANCE - DUES & FEES PC | 250.00 | 0.00 | 0.00 | 0.00 | 250.00 | 0.00 | 250.00 |
| 01 2120 810 004 | GUIDANCE - DUES & FEES HE | 250.00 | 0.00 | 0.00 | 0.00 | 250.00 | 0.00 | 250.00 |
| 01 2120 810 005 | GUIDANCE - DUES & FEES BMS | 250.00 | 0.00 | 0.00 | 0.00 | 250.00 | 0.00 | 250.00 |
| 01 2120 810 006 | GUIDANCE - DUES & FEES AP | 250.00 | 0.00 | 0.00 | 0.00 | 250.00 | 0.00 | 250.00 |
| 01 2120 810 007 | GUIDANCE - DUES & FEES SE | 250.00 | 0.00 | 0.00 | 0.00 | 250.00 | 0.00 | 250.00 |
| 01 2120 810 008 | GUIDANCE - DUES & FEES BSMS | 250.00 | 0.00 | 0.00 | 0.00 | 250.00 | 0.00 | 250.00 |
| 01 2120 890 005 | GUIDANCE - OTHER MISC BMS | 0.00 | 0.00 | 0.00 | 0.00 | 0.00 | 0.00 | 0.00 |
| 01 2120 890 008 | GUIDANCE - OTHER MISC BSMS | 0.00 | 0.00 | 0.00 | 0.00 | 0.00 | 0.00 | 0.00 |
| 2120 | GUIDANCE SERVICES | 1,368,267.24 | 114,569.49 | 493,901.91 | 36.10 | 874,365.33 | 28.31 | 874,337.02 |
| 2130 | HEALTH SERVICES | | | | | | | |
| 01 2130 110 002 | HEALTH SERV - SALARIES NON-INSTR BE | 19,270.88 | 2,238.14 | 8,500.80 | 44.11 | 10,770.08 | 0.00 | 10,770.08 |
| 01 2130 110 003 | HEALTH SERV - SALARIES NON-INSTR PC | 20,766.53 | 0.00 | 0.00 | 0.00 | 20,766.53 | 0.00 | 20,766.53 |
| 01 2130 110 004 | HEALTH SERV - SALARIES NON-INSTR HE | 20,133.75 | 2,154.95 | 8,855.36 | 43.98 | 11,278.39 | 0.00 | 11,278.39 |
| 01 2130 110 006 | HEALTH SERV - SALARIES NON-INSTR AP | 19,846.13 | 131.75 | 131.75 | 0.66 | 19,714.38 | 0.00 | 19,714.38 |
| 01 2130 110 007 | HEALTH SERV - SALARIES NON-INSTR SE | 19,558.50 | 2,114.63 | 9,337.25 | 47.74 | 10,221.25 | 0.00 | 10,221.25 |
| 01 2130 130 003 | HEALTH SERV - OT SALARIES NON-INSTR PC | 0.00 | 0.00 | 0.00 | 0.00 | 0.00 | 0.00 | 0.00 |
| 01 2130 130 006 | HEALTH SERV - OT SALARIES NON-INSTR AP | 0.00 | 0.00 | 0.00 | 0.00 | 0.00 | 0.00 | 0.00 |
| 01 2130 130 007 | HEALTH SERV - OT SALARIES NON-INSTR SE | 0.00 | 0.00 | 0.00 | 0.00 | 0.00 | 0.00 | 0.00 |
| 01 2130 150 002 | HEALTH SERV - ADD'L COMP NON-INSTR BE | 50.10 | 5.02 | 20.08 | 40.08 | 30.02 | 0.00 | 30.02 |
| 01 2130 150 003 | HEALTH SERV - ADD'L COMP NON-INSTR PC | 53.99 | 0.00 | 0.00 | 0.00 | 53.99 | 0.00 | 53.99 |
| 01 2130 150 004 | HEALTH SERV - ADD'L COMP NON-INSTR HE | 52.35 | 5.23 | 20.92 | 39.96 | 31.43 | 0.00 | 31.43 |
| 01 2130 150 006 | HEALTH SERV - ADD'L COMP NON-INSTR AP | 51.60 | 5.16 | 20.64 | 40.00 | 30.96 | 0.00 | 30.96 |
| 01 2130 150 007 | HEALTH SERV - ADD'L COMP NON-INSTR SE | 50.85 | 5.09 | 20.36 | 40.04 | 30.49 | 0.00 | 30.49 |
| 01 2130 210 002 | HEALTH SERV - GROUP INS NON-INSTR BE | 62.40 | 5.20 | 20.80 | 33.33 | 41.60 | 0.00 | 41.60 |
| 01 2130 210 003 | HEALTH SERV - GROUP INS NON-INSTR PC | 62.40 | 0.00 | 0.00 | 0.00 | 62.40 | 0.00 | 62.40 |
| 01 2130 210 004 | HEALTH SERV - GROUP INS NON-INSTR HE | 62.40 | 5.20 | 20.80 | 33.33 | 41.60 | 0.00 | 41.60 |
| 01 2130 210 006 | HEALTH SERV - GROUP INS NON-INSTR AP | 62.40 | 0.30 | 0.30 | 0.48 | 62.10 | 0.00 | 62.10 |
| 01 2130 210 007 | HEALTH SERV - GROUP INS NON-INSTR SE | 62.40 | 4.90 | 20.50 | 32.85 | 41.90 | 0.00 | 41.90 |
| 01 2130 220 002 | HEALTH SERV - SOC SEC NON-INSTR BE | 1,478.05 | 171.10 | 649.86 | 43.97 | 828.19 | 0.00 | 828.19 |
| 01 2130 220 003 | HEALTH SERV - SOC SEC NON-INSTR PC | 1,592.77 | 0.00 | 0.00 | 0.00 | 1,592.77 | 0.00 | 1,592.77 |
| 01 2130 220 004 | HEALTH SERV - SOC SEC NON-INSTR HE | 1,544.24 | 165.25 | 679.03 | 43.97 | 865.21 | 0.00 | 865.21 |
| 01 2130 220 006 | HEALTH SERV - SOC SEC NON-INSTR AP | 1,522.18 | 10.46 | 11.63 | 0.76 | 1,510.55 | 0.00 | 1,510.55 |
| 01 2130 220 007 | HEALTH SERV - SOC SEC NON-INSTR SE | 1,500.12 | 162.17 | 715.86 | 47.72 | 784.26 | 0.00 | 784.26 |
| 01 2130 230 002 | HEALTH SERV - RETIREMENT NON-INSTR BE | 1,903.54 | 164.50 | 624.81 | 32.82 | 1,278.73 | 0.00 | 1,278.73 |
| 01 2130 230 003 | HEALTH SERV - RETIREMENT NON-INSTR PC | 2,051.28 | 0.00 | 0.00 | 0.00 | 2,051.28 | 0.00 | 2,051.28 |
| 01 2130 230 004 | HEALTH SERV - RETIREMENT NON-INSTR HE | 1,988.77 | 158.39 | 650.86 | 32.73 | 1,337.91 | 0.00 | 1,337.91 |
| 01 2130 230 006 | HEALTH SERV - RETIREMENT NON-INSTR AP | 1,960.36 | 9.68 | 9.68 | 0.49 | 1,950.68 | 0.00 | 1,950.68 |
| 01 2130 230 007 | HEALTH SERV - RETIREMENT NON-INSTR SE | 1,931.95 | 155.43 | 686.29 | 35.52 | 1,245.66 | 0.00 | 1,245.66 |
| 01 2130 237 002 | HEALTH SERV - INCR RET CONTR BE | 0.00 | 56.58 | 214.89 | 0.00 | (214.89) | 0.00 | (214.89) |
| 01 2130 237 003 | HEALTH SERV - INCR RET CONTR PC | 0.00 | 0.00 | 0.00 | 0.00 | 0.00 | 0.00 | 0.00 |
| 01 2130 237 004 | HEALTH SERV - INCR RET CONTR HE | 0.00 | 54.47 | 223.85 | 0.00 | (223.85) | 0.00 | (223.85) |

Regular; Processing Month 12/2023

| Account Number | Account Description | Revised Budget | Expended During Month | Expenditures to Date | % of Budget | Balance at EOM | P/ O Outstanding | Unencumbered Balance |
|-----------------|---|----------------|-----------------------|----------------------|-------------|----------------|------------------|----------------------|
| 01 2141 810 006 | PSYCH SERV - DUES & FEES AP | 0.00 | 0.00 | 0.00 | 0.00 | 0.00 | 0.00 | 0.00 |
| 01 2141 810 007 | PSYCH SERV - DUES & FEES SE | 0.00 | 0.00 | 0.00 | 0.00 | 0.00 | 0.00 | 0.00 |
| 01 2141 810 008 | PSYCH SERV - DUES & FEES BSMS | 0.00 | 0.00 | 0.00 | 0.00 | 0.00 | 0.00 | 0.00 |
| 01 2141 890 000 | PSYCH SERV - OTHER MISC DIST | 0.00 | 0.00 | 0.00 | 0.00 | 0.00 | 0.00 | 0.00 |
| 01 2141 890 001 | PSYCH SERV - OTHER MISC HS | 0.00 | 0.00 | 0.00 | 0.00 | 0.00 | 0.00 | 0.00 |
| 01 2141 890 002 | PSYCH SERV - OTHER MISC BE | 0.00 | 0.00 | 0.00 | 0.00 | 0.00 | 0.00 | 0.00 |
| 01 2141 890 003 | PSYCH SERV - OTHER MISC PC | 0.00 | 0.00 | 0.00 | 0.00 | 0.00 | 0.00 | 0.00 |
| 01 2141 890 004 | PSYCH SERV - OTHER MISC HE | 0.00 | 0.00 | 0.00 | 0.00 | 0.00 | 0.00 | 0.00 |
| 01 2141 890 005 | PSYCH SERV - OTHER MISC BMS | 0.00 | 0.00 | 0.00 | 0.00 | 0.00 | 0.00 | 0.00 |
| 01 2141 890 006 | PSYCH SERV - OTHER MISC AP | 0.00 | 0.00 | 0.00 | 0.00 | 0.00 | 0.00 | 0.00 |
| 01 2141 890 007 | PSYCH SERV - OTHER MISC SE | 0.00 | 0.00 | 0.00 | 0.00 | 0.00 | 0.00 | 0.00 |
| 01 2141 890 008 | PSYCH SERV - OTHER MISC BSMS | 0.00 | 0.00 | 0.00 | 0.00 | 0.00 | 0.00 | 0.00 |
| 2141 | PYSCH SERV SPED SA | 552,584.57 | 39,038.34 | 173,226.86 | 31.38 | 379,357.71 | 200.00 | 379,157.71 |
| 2151 | SPEECH PATH SPED SCHOOL AGE | | | | | | | |
| 01 2151 111 001 | SPEECH SPED SA - SALARIES TEACHERS HS | 34,254.25 | 2,854.52 | 11,418.08 | 33.33 | 22,836.17 | 0.00 | 22,836.17 |
| 01 2151 111 002 | SPEECH SPED SA - SALARIES TEACHERS BE | 68,508.50 | 5,709.04 | 22,836.16 | 33.33 | 45,672.34 | 0.00 | 45,672.34 |
| 01 2151 111 003 | SPEECH SPED SA - SALARIES TEACHERS PC | 59,046.00 | 6,939.16 | 27,756.64 | 47.01 | 31,289.36 | 0.00 | 31,289.36 |
| 01 2151 111 004 | SPEECH SPED SA - SALARIES TEACHERS HE | 62,074.00 | 5,172.83 | 20,691.32 | 33.33 | 41,382.68 | 0.00 | 41,382.68 |
| 01 2151 111 005 | SPEECH SPED SA - SALARIES TEACHERS BMS | 34,254.25 | 2,854.52 | 11,418.08 | 33.33 | 22,836.17 | 0.00 | 22,836.17 |
| 01 2151 111 006 | SPEECH SPED SA - SALARIES TEACHERS AP | 107,494.00 | 0.00 | 0.00 | 0.00 | 107,494.00 | 0.00 | 107,494.00 |
| 01 2151 111 007 | SPEECH SPED SA - SALARIES TEACHERS SE | 60,938.50 | 5,078.21 | 20,312.84 | 33.33 | 40,625.66 | 0.00 | 40,625.66 |
| 01 2151 111 008 | SPEECH SPED SA - SALARIES TEACHERS BSMS | 0.00 | 2,018.67 | 8,074.68 | 0.00 | (8,074.68) | 0.00 | (8,074.68) |
| 01 2151 151 001 | SPEECH SPED SA - ADD'L COMP TEACHES HS | 89.06 | 23.19 | 92.76 | 104.15 | (3.70) | 0.00 | (3.70) |
| 01 2151 151 002 | SPEECH SPED SA - ADD'L COMP TEACHES BE | 178.12 | 46.38 | 185.52 | 104.15 | (7.40) | 0.00 | (7.40) |
| 01 2151 151 003 | SPEECH SPED SA - ADD'L COMP TEACHES PC | 153.52 | 22.77 | 91.08 | 59.33 | 62.44 | 0.00 | 62.44 |
| 01 2151 151 004 | SPEECH SPED SA - ADD'L COMP TEACHES HE | 161.39 | 13.45 | 53.80 | 33.34 | 107.59 | 0.00 | 107.59 |
| 01 2151 151 005 | SPEECH SPED SA - ADD'L COMP TEACHES BMS | 89.06 | 23.19 | 92.76 | 104.15 | (3.70) | 0.00 | (3.70) |
| 01 2151 151 006 | SPEECH SPED SA - ADD'L COMP TEACHES AP | 279.48 | 10.50 | 42.00 | 15.03 | 237.48 | 0.00 | 237.48 |
| 01 2151 151 007 | SPEECH SPED SA - ADD'L COMP TEACHES SE | 158.44 | 488.20 | 1,952.80 | 1,232.52 | (1,794.36) | 0.00 | (1,794.36) |
| 01 2151 151 008 | SPEECH SPED SA - ADD'L COMP TEACHES BSMS | 0.00 | 32.06 | 128.24 | 0.00 | (128.24) | 0.00 | (128.24) |
| 01 2151 211 001 | SPEECH SPED SA - GROUP INS TEACHERS HS | 13,721.04 | 1,143.43 | 4,573.72 | 33.33 | 9,147.32 | 0.00 | 9,147.32 |
| 01 2151 211 002 | SPEECH SPED SA - GROUP INS TEACHERS BE | 27,442.08 | 2,286.84 | 9,147.36 | 33.33 | 18,294.72 | 0.00 | 18,294.72 |
| 01 2151 211 003 | SPEECH SPED SA - GROUP INS TEACHERS PC | 27,442.08 | 2,289.44 | 9,157.76 | 33.37 | 18,284.32 | 0.00 | 18,284.32 |
| 01 2151 211 004 | SPEECH SPED SA - GROUP INS TEACHERS HE | 62.40 | 5.20 | 20.80 | 33.33 | 41.60 | 0.00 | 41.60 |
| 01 2151 211 005 | SPEECH SPED SA - GROUP INS TEACHERS BMS | 13,721.04 | 1,143.41 | 4,573.64 | 33.33 | 9,147.40 | 0.00 | 9,147.40 |
| 01 2151 211 006 | SPEECH SPED SA - GROUP INS TEACHERS AP | 48,072.96 | 0.00 | 0.00 | 0.00 | 48,072.96 | 0.00 | 48,072.96 |
| 01 2151 211 007 | SPEECH SPED SA - GROUP INS TEACHERS SE | 62.40 | 5.20 | 20.80 | 33.33 | 41.60 | 0.00 | 41.60 |
| 01 2151 211 008 | SPEECH SPED SA - GROUP INS TEACHERS BSMS | 0.00 | 2.60 | 10.40 | 0.00 | (10.40) | 0.00 | (10.40) |
| 01 2151 221 001 | SPEECH SPED SA - SOC SEC TEACHERS HS | 2,620.45 | 215.38 | 861.52 | 32.88 | 1,758.93 | 0.00 | 1,758.93 |
| 01 2151 221 002 | SPEECH SPED SA - SOC SEC TEACHERS BE | 5,240.90 | 431.26 | 1,725.07 | 32.92 | 3,515.83 | 0.00 | 3,515.83 |
| 01 2151 221 003 | SPEECH SPED SA - SOC SEC TEACHERS PC | 4,517.02 | 524.51 | 2,098.05 | 46.45 | 2,418.97 | 0.00 | 2,418.97 |
| 01 2151 221 004 | SPEECH SPED SA - SOC SEC TEACHERS HE | 4,748.66 | 433.09 | 1,732.37 | 36.48 | 3,016.29 | 0.00 | 3,016.29 |
| 01 2151 221 005 | SPEECH SPED SA - SOC SEC TEACHERS BMS | 2,620.45 | 215.36 | 861.50 | 32.88 | 1,758.95 | 0.00 | 1,758.95 |
| 01 2151 221 006 | SPEECH SPED SA - SOC SEC TEACHERS AP | 8,223.29 | 0.80 | 3.21 | 0.04 | 8,220.08 | 0.00 | 8,220.08 |
| 01 2151 221 007 | SPEECH SPED SA - SOC SEC TEACHERS SE | 4,661.80 | 425.83 | 1,703.33 | 36.54 | 2,958.47 | 0.00 | 2,958.47 |
| 01 2151 221 008 | SPEECH SPED SA - SOC SEC TEACHERS BSMS | 0.00 | 156.89 | 627.56 | 0.00 | (627.56) | 0.00 | (627.56) |
| 01 2151 231 001 | SPEECH SPED SA - RETIREMENT TEACHERS HS | 3,383.57 | 210.97 | 843.88 | 24.94 | 2,539.69 | 0.00 | 2,539.69 |
| 01 2151 231 002 | SPEECH SPED SA - RETIREMENT TEACHERS BE | 6,767.13 | 421.93 | 1,687.72 | 24.94 | 5,079.41 | 0.00 | 5,079.41 |
| 01 2151 231 003 | SPEECH SPED SA - RETIREMENT TEACHERS PC | 5,832.45 | 510.38 | 2,041.52 | 35.00 | 3,790.93 | 0.00 | 3,790.93 |
| 01 2151 231 004 | SPEECH SPED SA - RETIREMENT TEACHERS HE | 6,131.55 | 380.20 | 1,520.80 | 24.80 | 4,610.75 | 0.00 | 4,610.75 |
| 01 2151 231 005 | SPEECH SPED SA - RETIREMENT TEACHERS BMS | 3,383.57 | 210.96 | 843.87 | 24.94 | 2,539.70 | 0.00 | 2,539.70 |
| 01 2151 231 006 | SPEECH SPED SA - RETIREMENT TEACHERS AP | 10,618.04 | 0.00 | 0.00 | 0.00 | 10,618.04 | 0.00 | 10,618.04 |
| 01 2151 231 007 | SPEECH SPED SA - RETIREMENT TEACHERS SE | 6,019.38 | 373.25 | 1,493.00 | 24.80 | 4,526.38 | 0.00 | 4,526.38 |
| 01 2151 231 008 | SPEECH SPED SA - RETIREMENT TEACHERS BSMS | 0.00 | 150.34 | 601.36 | 0.00 | (601.36) | 0.00 | (601.36) |
| 01 2151 237 001 | SPEECH SPED SA - INCR RET CONTR HS | 0.00 | 72.56 | 290.23 | 0.00 | (290.23) | 0.00 | (290.23) |

| Account Number | Account Description | Revised Budget | Expended During Month | Expenditures to Date | % of Budget | Balance at EOM | P/ O Outstanding | Unencumbered Balance |
|-----------------|---|----------------|-----------------------|----------------------|-------------|----------------|------------------|----------------------|
| 2152 | Speech Pathology & Audiology Services Age 3-5 | 0.00 | 0.00 | 0.00 | 0.00 | 0.00 | 0.00 | 0.00 |
| 2153 | Speech Pathology & Audiology Services Age 0-2 | | | | | | | |
| 01 2153 591 000 | SPEECH PATH&AUDIO 0-2 - SERV OTH DIST DIST | 0.00 | 0.00 | 0.00 | 0.00 | 0.00 | 0.00 | 0.00 |
| 2153 | Speech Pathology & Audiology Services Age 0-2 | 0.00 | 0.00 | 0.00 | 0.00 | 0.00 | 0.00 | 0.00 |
| 2161 | OCC THERAPY SPED SCHOOL AGE | | | | | | | |
| 01 2161 320 000 | OCC THERAPY SPED SA - PROF ED SERV DIST | 0.00 | 0.00 | 0.00 | 0.00 | 0.00 | 0.00 | 0.00 |
| 2161 | OCC THERAPY SPED SCHOOL AGE | 0.00 | 0.00 | 0.00 | 0.00 | 0.00 | 0.00 | 0.00 |
| 2162 | OCC THERAPY SPED AGE 3-5 | | | | | | | |
| 01 2162 320 000 | OCC THERAPY SPED 3-5 - PROF ED SERV DIST | 0.00 | 0.00 | 0.00 | 0.00 | 0.00 | 0.00 | 0.00 |
| 2162 | OCC THERAPY SPED AGE 3-5 | 0.00 | 0.00 | 0.00 | 0.00 | 0.00 | 0.00 | 0.00 |
| 2163 | OCC THERAPY SPED AGE 0-2 | | | | | | | |
| 01 2163 320 000 | OCC THERAPY SPED 0-2 - PROF ED SERV DIST | 0.00 | 0.00 | 0.00 | 0.00 | 0.00 | 0.00 | 0.00 |
| 2163 | OCC THERAPY SPED AGE 0-2 | 0.00 | 0.00 | 0.00 | 0.00 | 0.00 | 0.00 | 0.00 |
| 2171 | PHYSICAL THERAPY SPED SCHOOL AGE | | | | | | | |
| 01 2171 320 000 | PYS THERAPY SPED SA - PROF ED SERV DIST | 0.00 | 0.00 | 0.00 | 0.00 | 0.00 | 0.00 | 0.00 |
| 2171 | PHYSICAL THERAPY SPED SCHOOL AGE | 0.00 | 0.00 | 0.00 | 0.00 | 0.00 | 0.00 | 0.00 |
| 2172 | PHYSICAL THERAPY SPED AGE 3-5 | | | | | | | |
| 01 2172 320 000 | PYS THERAPY SPED 3-5 - PROF ED SERV DIST | 0.00 | 0.00 | 0.00 | 0.00 | 0.00 | 0.00 | 0.00 |
| 2172 | PHYSICAL THERAPY SPED AGE 3-5 | 0.00 | 0.00 | 0.00 | 0.00 | 0.00 | 0.00 | 0.00 |
| 2173 | PHYSICAL THERAPY SPED AGE 0-2 | | | | | | | |
| 01 2173 320 000 | PYS THERAPY SPED 0-2 - PROF ED SERV DIST | 0.00 | 0.00 | 0.00 | 0.00 | 0.00 | 0.00 | 0.00 |
| 2173 | PHYSICAL THERAPY SPED AGE 0-2 | 0.00 | 0.00 | 0.00 | 0.00 | 0.00 | 0.00 | 0.00 |
| 2181 | VISION SERVICE SPED SCHOOL AGE | | | | | | | |
| 01 2181 320 000 | VIS IMP SER SPED SA - PROF ED SERV DIST | 0.00 | 0.00 | 0.00 | 0.00 | 0.00 | 0.00 | 0.00 |
| 2181 | VISION SERVICE SPED SCHOOL AGE | 0.00 | 0.00 | 0.00 | 0.00 | 0.00 | 0.00 | 0.00 |
| 2182 | VISION SERVICES SPED AGE 3-5 | | | | | | | |
| 01 2182 320 000 | VIS IMP SER SPED 3-5 - PROF ED SERV DIST | 0.00 | 0.00 | 0.00 | 0.00 | 0.00 | 0.00 | 0.00 |
| 01 2182 591 000 | VISIONAL IMP 3-5 - SERV OTH DIST DIST | 0.00 | 0.00 | 0.00 | 0.00 | 0.00 | 0.00 | 0.00 |
| 2182 | VISION SERVICES SPED AGE 3-5 | 0.00 | 0.00 | 0.00 | 0.00 | 0.00 | 0.00 | 0.00 |
| 2183 | VISION SERVICES SPED AGE 0-2 | | | | | | | |
| 01 2183 320 000 | VIS IMP SER SPED 0-2 - PROF ED SERV DIST | 0.00 | 0.00 | 0.00 | 0.00 | 0.00 | 0.00 | 0.00 |
| 01 2183 591 000 | VISIONAL IMP 0-2 - SERV OTH DIST DIST | 0.00 | 0.00 | 0.00 | 0.00 | 0.00 | 0.00 | 0.00 |
| 2183 | VISION SERVICES SPED AGE 0-2 | 0.00 | 0.00 | 0.00 | 0.00 | 0.00 | 0.00 | 0.00 |
| 2210 | IMPROVEMENT OF INSTRUCTION | | | | | | | |
| 01 2210 111 000 | IMPR OF INSTR - SALARIES PROF DIST | 128,325.00 | 10,693.75 | 42,775.00 | 33.33 | 85,550.00 | 0.00 | 85,550.00 |
| 01 2210 151 000 | IMPR OF INSTR - ADD'L COMP PROF DIST | 333.65 | 27.80 | 111.20 | 33.33 | 222.45 | 0.00 | 222.45 |
| 01 2210 211 000 | IMPR OF INSTR - GROUP INS PROF DIST | 27,442.08 | 2,286.84 | 9,147.36 | 33.33 | 18,294.72 | 0.00 | 18,294.72 |
| 01 2210 221 000 | IMPR OF INSTR - SOC SEC PROF DIST | 9,842.39 | 802.56 | 3,210.24 | 32.62 | 6,632.15 | 0.00 | 6,632.15 |
| 01 2210 231 000 | IMPR OF INSTR - RETIREMENT PROF DIST | 12,675.69 | 785.99 | 3,143.96 | 24.80 | 9,531.73 | 0.00 | 9,531.73 |
| 01 2210 237 000 | IMPR OF INSTR - INCR RET CONTR DIST | 0.00 | 270.32 | 1,081.28 | 0.00 | (1,081.28) | 0.00 | (1,081.28) |
| 01 2210 281 000 | IMPR OF INSTR - HEALTH BEN PROF DIST | 0.00 | 0.00 | 0.00 | 0.00 | 0.00 | 0.00 | 0.00 |
| 01 2210 580 000 | IMPR OF INSTR - TRAVEL & MILEAGE | 1,500.00 | 68.12 | 813.51 | 54.23 | 686.49 | 0.00 | 686.49 |
| 01 2210 610 000 | IMPR OF INSTR - SUPPLIES | 500.00 | 0.00 | 0.00 | 0.00 | 500.00 | 0.00 | 500.00 |
| 01 2210 810 000 | IMPR OF INSTR - DUES & FEES | 0.00 | 0.00 | 0.00 | 0.00 | 0.00 | 0.00 | 0.00 |
| 2210 | IMPROVEMENT OF INSTRUCTION | 180,618.81 | 14,935.38 | 60,282.55 | 33.38 | 120,336.26 | 0.00 | 120,336.26 |
| 2212 | INST STAFF TRNG AND CURR DEV | | | | | | | |
| 01 2212 111 000 | INST & CURR DEV - SALARIES TEACHERS DIST | 0.00 | 329.64 | 845.55 | 0.00 | (845.55) | 0.00 | (845.55) |
| 01 2212 111 001 | INST & CURR DEV - SALARIES TEACHERS HS | 0.00 | 453.30 | 6,110.40 | 0.00 | (6,110.40) | 0.00 | (6,110.40) |
| 01 2212 111 002 | INST & CURR DEV - SALARIES TEACHERS BE | 0.00 | 192.29 | 6,386.78 | 0.00 | (6,386.78) | 0.00 | (6,386.78) |
| 01 2212 111 003 | INST & CURR DEV - SALARIES TEACHERS PC | 0.00 | 329.64 | 5,837.96 | 0.00 | (5,837.96) | 0.00 | (5,837.96) |

01/04/2024 02:59 PM

Regular; Processing Month 12/2023

User ID: MDT

| Account Number | Account Description | Revised Budget | Expended During Month | Expenditures to Date | % of Budget | Balance at EOM | P/ O Outstanding | Unencumbered Balance |
|-----------------|--|----------------|-----------------------|----------------------|-------------|----------------|------------------|----------------------|
| 01 2212 111 004 | INST & CURR DEV - SALARIES TEACHERS HE | 0.00 | 247.23 | 5,173.03 | 0.00 | (5,173.03) | 0.00 | (5,173.03) |
| 01 2212 111 005 | INST & CURR DEV - SALARIES TEACHERS BMS | 0.00 | 329.64 | 4,968.36 | 0.00 | (4,968.36) | 0.00 | (4,968.36) |
| 01 2212 111 006 | INST & CURR DEV - SALARIES TEACHERS AP | 0.00 | 164.82 | 7,415.64 | 0.00 | (7,415.64) | 0.00 | (7,415.64) |
| 01 2212 111 007 | INST & CURR DEV - SALARIES TEACHERS SE | 0.00 | 109.88 | 5,112.06 | 0.00 | (5,112.06) | 0.00 | (5,112.06) |
| 01 2212 111 008 | INST & CURR DEV - SALARIES TEACHERS BSMS | 0.00 | 274.70 | 6,430.00 | 0.00 | (6,430.00) | 0.00 | (6,430.00) |
| 01 2212 123 001 | INST & CURR DEV - SUB TEACHERS HS | 0.00 | 2,310.00 | 4,455.00 | 0.00 | (4,455.00) | 0.00 | (4,455.00) |
| 01 2212 123 002 | INST & CURR DEV - SUB TEACHERS BE | 0.00 | 577.50 | 907.50 | 0.00 | (907.50) | 0.00 | (907.50) |
| 01 2212 123 003 | INST & CURR DEV - SUB TEACHERS PC | 0.00 | 742.50 | 2,722.50 | 0.00 | (2,722.50) | 0.00 | (2,722.50) |
| 01 2212 123 004 | INST & CURR DEV - SUB TEACHERS HE | 0.00 | 907.50 | 1,769.58 | 0.00 | (1,769.58) | 0.00 | (1,769.58) |
| 01 2212 123 005 | INST & CURR DEV - SUB TEACHERS BMS | 0.00 | 990.00 | 1,485.00 | 0.00 | (1,485.00) | 0.00 | (1,485.00) |
| 01 2212 123 006 | INST & CURR DEV - SUB TEACHERS AP | 0.00 | 0.00 | 0.00 | 0.00 | 0.00 | 0.00 | 0.00 |
| 01 2212 123 007 | INST & CURR DEV - SUB TEACHERS SE | 0.00 | 0.00 | 0.00 | 0.00 | 0.00 | 0.00 | 0.00 |
| 01 2212 123 008 | INST & CURR DEV - SUB TEACHERS BSMS | 0.00 | 0.00 | 0.00 | 0.00 | 0.00 | 0.00 | 0.00 |
| 01 2212 221 000 | INST & CURR DEV - SOC SEC TEACHERS DIST | 0.00 | 25.20 | 64.65 | 0.00 | (64.65) | 0.00 | (64.65) |
| 01 2212 221 001 | INST & CURR DEV - SOC SEC TEACHERS HS | 0.00 | 34.72 | 467.56 | 0.00 | (467.56) | 0.00 | (467.56) |
| 01 2212 221 002 | INST & CURR DEV - SOC SEC TEACHERS BE | 0.00 | 14.72 | 488.74 | 0.00 | (488.74) | 0.00 | (488.74) |
| 01 2212 221 003 | INST & CURR DEV - SOC SEC TEACHERS PC | 0.00 | 25.24 | 446.67 | 0.00 | (446.67) | 0.00 | (446.67) |
| 01 2212 221 004 | INST & CURR DEV - SOC SEC TEACHERS HE | 0.00 | 18.99 | 395.95 | 0.00 | (395.95) | 0.00 | (395.95) |
| 01 2212 221 005 | INST & CURR DEV - SOC SEC TEACHERS BMS | 0.00 | 25.27 | 380.15 | 0.00 | (380.15) | 0.00 | (380.15) |
| 01 2212 221 006 | INST & CURR DEV - SOC SEC TEACHERS AP | 0.00 | 12.60 | 567.35 | 0.00 | (567.35) | 0.00 | (567.35) |
| 01 2212 221 007 | INST & CURR DEV - SOC SEC TEACHERS SE | 0.00 | 8.41 | 391.04 | 0.00 | (391.04) | 0.00 | (391.04) |
| 01 2212 221 008 | INST & CURR DEV - SOC SEC TEACHERS BSMS | 0.00 | 21.04 | 491.78 | 0.00 | (491.78) | 0.00 | (491.78) |
| 01 2212 223 001 | INST & CURR DEV - SOC SEC SUB TCHRS HS | 0.00 | 176.72 | 340.86 | 0.00 | (340.86) | 0.00 | (340.86) |
| 01 2212 223 002 | INST & CURR DEV - SOC SEC SUB TCHRS BE | 0.00 | 44.24 | 69.52 | 0.00 | (69.52) | 0.00 | (69.52) |
| 01 2212 223 003 | INST & CURR DEV - SOC SEC SUB TCHRS PC | 0.00 | 56.86 | 208.34 | 0.00 | (208.34) | 0.00 | (208.34) |
| 01 2212 223 004 | INST & CURR DEV - SOC SEC SUB TCHRS HE | 0.00 | 69.44 | 135.42 | 0.00 | (135.42) | 0.00 | (135.42) |
| 01 2212 223 005 | INST & CURR DEV - SOC SEC SUB TCHRS BMS | 0.00 | 75.74 | 113.64 | 0.00 | (113.64) | 0.00 | (113.64) |
| 01 2212 223 006 | INST & CURR DEV - SOC SEC SUB TCHRS AP | 0.00 | 0.00 | 0.00 | 0.00 | 0.00 | 0.00 | 0.00 |
| 01 2212 223 007 | INST & CURR DEV - SOC SEC SUB TCHRS SE | 0.00 | 0.00 | 0.00 | 0.00 | 0.00 | 0.00 | 0.00 |
| 01 2212 223 008 | INST & CURR DEV - SOC SEC SUB TCHRS BSMS | 0.00 | 0.00 | 0.00 | 0.00 | 0.00 | 0.00 | 0.00 |
| 01 2212 230 001 | RETIREMENT NON-INSTR HS | 0.00 | 0.00 | 0.00 | 0.00 | 0.00 | 0.00 | 0.00 |
| 01 2212 231 000 | INST & CURR DEV - RETIREMENT TEACHERS | 0.00 | 24.22 | 62.13 | 0.00 | (62.13) | 0.00 | (62.13) |
| 01 2212 231 001 | INST & CURR DEV - RETIREMENT TCHRS HS | 0.00 | 33.34 | 449.14 | 0.00 | (449.14) | 0.00 | (449.14) |
| 01 2212 231 002 | INST & CURR DEV - RETIREMENT TCHRS BE | 0.00 | 14.14 | 469.38 | 0.00 | (469.38) | 0.00 | (469.38) |
| 01 2212 231 003 | INST & CURR DEV - RETIREMENT TCHRS PC | 0.00 | 24.25 | 429.06 | 0.00 | (429.06) | 0.00 | (429.06) |
| 01 2212 231 004 | INST & CURR DEV - RETIREMENT TCHRS HE | 0.00 | 18.17 | 380.25 | 0.00 | (380.25) | 0.00 | (380.25) |
| 01 2212 231 005 | INST & CURR DEV - RETIREMENT TCHRS BMS | 0.00 | 24.22 | 365.14 | 0.00 | (365.14) | 0.00 | (365.14) |
| 01 2212 231 006 | INST & CURR DEV - RETIREMENT TCHRS AP | 0.00 | 12.11 | 515.62 | 0.00 | (515.62) | 0.00 | (515.62) |
| 01 2212 231 007 | INST & CURR DEV - RETIREMENT TCHRS SE | 0.00 | 8.06 | 375.68 | 0.00 | (375.68) | 0.00 | (375.68) |
| 01 2212 231 008 | INST & CURR DEV - RETIREMENT TCHRS BSMS | 0.00 | 20.20 | 472.53 | 0.00 | (472.53) | 0.00 | (472.53) |
| 01 2212 233 000 | INST & CURR DEV - RETIRE SUB TEACH DIST | 0.00 | 0.00 | 0.00 | 0.00 | 0.00 | 0.00 | 0.00 |
| 01 2212 233 001 | INST & CURR DEV - RETIRE SUB TEACHERS HS | 0.00 | 0.00 | 0.00 | 0.00 | 0.00 | 0.00 | 0.00 |
| 01 2212 233 002 | INST & CURR DEV - RETIRE SUB TEACHERS BE | 0.00 | 0.00 | 0.00 | 0.00 | 0.00 | 0.00 | 0.00 |
| 01 2212 233 003 | INST & CURR DEV - RETIRE SUB TEACHERS PC | 0.00 | 0.00 | 0.00 | 0.00 | 0.00 | 0.00 | 0.00 |
| 01 2212 233 004 | INST & CURR DEV - RETIRE SUB TEACHERS HE | 0.00 | 0.00 | 0.00 | 0.00 | 0.00 | 0.00 | 0.00 |
| 01 2212 233 005 | INST & CURR DEV - RETIRE SUB TEACHERS BMS | 0.00 | 0.00 | 0.00 | 0.00 | 0.00 | 0.00 | 0.00 |
| 01 2212 233 006 | INST & CURR DEV - RETIRE SUB TEACHERS AP | 0.00 | 0.00 | 0.00 | 0.00 | 0.00 | 0.00 | 0.00 |
| 01 2212 233 007 | INST & CURR DEV - RETIRE SUB TEACHERS SE | 0.00 | 0.00 | 0.00 | 0.00 | 0.00 | 0.00 | 0.00 |
| 01 2212 233 008 | INST & CURR DEV - RETIRE SUB TEACHERS BSMS | 0.00 | 0.00 | 0.00 | 0.00 | 0.00 | 0.00 | 0.00 |
| 01 2212 237 000 | INST & CURR DEV - INCR RET CONTR DIST | 0.00 | 8.33 | 21.38 | 0.00 | (21.38) | 0.00 | (21.38) |
| 01 2212 237 001 | INST & CURR DEV - INCR RET CONTR HS | 0.00 | 11.45 | 154.50 | 0.00 | (154.50) | 0.00 | (154.50) |
| 01 2212 237 002 | INST & CURR DEV - INCR RET CONTR BE | 0.00 | 4.86 | 161.40 | 0.00 | (161.40) | 0.00 | (161.40) |
| 01 2212 237 003 | INST & CURR DEV - INCR RET CONTR PC | 0.00 | 8.33 | 147.53 | 0.00 | (147.53) | 0.00 | (147.53) |
| 01 2212 237 004 | INST & CURR DEV - INCR RET CONTR HE | 0.00 | 6.26 | 130.79 | 0.00 | (130.79) | 0.00 | (130.79) |
| 01 2212 237 005 | INST & CURR DEV - INCR RET CONTR BMS | 0.00 | 8.32 | 120.52 | 0.00 | (120.52) | 0.00 | (120.52) |

| Account Number | Account Description | Revised Budget | Expended During Month | Expenditures to Date | % of Budget | Balance at EOM | P/ O Outstanding | Unencumbered Balance |
|-----------------|--|----------------|-----------------------|----------------------|-------------|----------------|------------------|----------------------|
| 01 2212 237 006 | INST & CURR DEV - INCR RET CONTR AP | 0.00 | 4.17 | 177.37 | 0.00 | (177.37) | 0.00 | (177.37) |
| 01 2212 237 007 | INST & CURR DEV - INCR RET CONTR SE | 0.00 | 2.79 | 129.24 | 0.00 | (129.24) | 0.00 | (129.24) |
| 01 2212 237 008 | INST & CURR DEV - INCR RET CONTR BSMS | 0.00 | 6.95 | 162.53 | 0.00 | (162.53) | 0.00 | (162.53) |
| 01 2212 350 000 | INST & CURR DEV - OTHER PROF SERV DIST | 0.00 | 0.00 | 0.00 | 0.00 | 0.00 | 0.00 | 0.00 |
| 01 2212 580 000 | INST & CURR DEV - TRAVEL & MILEAGE DIST | 6,000.00 | 16.00 | 1,722.01 | 43.25 | 4,277.99 | 873.03 | 3,404.96 |
| 01 2212 580 001 | INST & CURR DEV - TRAVEL & MILEAGE HS | 0.00 | 0.00 | 0.00 | 0.00 | 0.00 | 0.00 | 0.00 |
| 01 2212 580 002 | INST & CURR DEV - TRAVEL & MILEAGE BE | 0.00 | 0.00 | 0.00 | 0.00 | 0.00 | 0.00 | 0.00 |
| 01 2212 580 003 | INST & CURR DEV - TRAVEL & MILEAGE PC | 0.00 | 0.00 | 0.00 | 0.00 | 0.00 | 0.00 | 0.00 |
| 01 2212 580 004 | INST & CURR DEV - TRAVEL & MILEAGE HE | 0.00 | 0.00 | 0.00 | 0.00 | 0.00 | 0.00 | 0.00 |
| 01 2212 580 005 | INST & CURR DEV - TRAVEL & MILEAGE BMS | 0.00 | 0.00 | 0.00 | 0.00 | 0.00 | 0.00 | 0.00 |
| 01 2212 580 006 | INST & CURR DEV - TRAVEL & MILEAGE AP | 0.00 | 0.00 | 0.00 | 0.00 | 0.00 | 0.00 | 0.00 |
| 01 2212 580 007 | INST & CURR DEV - TRAVEL & MILEAGE SE | 0.00 | 0.00 | 0.00 | 0.00 | 0.00 | 0.00 | 0.00 |
| 01 2212 580 008 | INST & CURR DEV - TRAVEL & MILEAGE BSMS | 0.00 | 0.00 | 0.00 | 0.00 | 0.00 | 0.00 | 0.00 |
| 01 2212 590 000 | INST & CURR DEV - PURCHASED SRVS DIST | 0.00 | 0.00 | 0.00 | 0.00 | 0.00 | 0.00 | 0.00 |
| 01 2212 610 000 | INST & CURR DEV - SUPPLIES DIST | 25,000.00 | 389.83 | 7,557.77 | 41.84 | 17,442.23 | 2,902.62 | 14,539.61 |
| 01 2212 610 001 | INST & CURR DEV - SUPPLIES HS | 1,200.00 | 0.00 | 552.22 | 46.02 | 647.78 | 0.00 | 647.78 |
| 01 2212 610 002 | INST & CURR DEV - SUPPLIES BE | 1,200.00 | 0.00 | 413.07 | 34.42 | 786.93 | 0.00 | 786.93 |
| 01 2212 610 003 | INST & CURR DEV - SUPPLIES PC | 1,200.00 | 0.00 | 244.76 | 20.40 | 955.24 | 0.00 | 955.24 |
| 01 2212 610 004 | INST & CURR DEV - SUPPLIES HE | 1,200.00 | 0.00 | 396.08 | 33.01 | 803.92 | 0.00 | 803.92 |
| 01 2212 610 005 | INST & CURR DEV - SUPPLIES BMS | 1,200.00 | 0.00 | 448.33 | 37.36 | 751.67 | 0.00 | 751.67 |
| 01 2212 610 006 | INST & CURR DEV - SUPPLIES AP | 1,200.00 | 0.00 | 478.82 | 39.90 | 721.18 | 0.00 | 721.18 |
| 01 2212 610 007 | INST & CURR DEV - SUPPLIES SE | 1,200.00 | 0.00 | 211.93 | 17.66 | 988.07 | 0.00 | 988.07 |
| 01 2212 610 008 | INST & CURR DEV - SUPPLIES BSMS | 1,200.00 | 0.00 | 717.33 | 59.78 | 482.67 | 0.00 | 482.67 |
| 01 2212 735 000 | INST & CURR DEV - SOFTWARE DIST | 5,500.00 | 0.00 | 0.00 | 0.00 | 5,500.00 | 0.00 | 5,500.00 |
| 01 2212 810 000 | INST & CURR DEV - DUES & FEES DIST | 25,000.00 | 5,981.14 | 7,855.14 | 49.48 | 17,144.86 | 4,513.80 | 12,631.06 |
| 01 2212 810 001 | INST & CURR DEV - DUES & FEES HS | 4,000.00 | 0.00 | 1,280.00 | 32.00 | 2,720.00 | 0.00 | 2,720.00 |
| 01 2212 810 002 | INST & CURR DEV - DUES & FEES BE | 4,000.00 | 0.00 | 0.00 | 0.00 | 4,000.00 | 0.00 | 4,000.00 |
| 01 2212 810 003 | INST & CURR DEV - DUES & FEES PC | 4,000.00 | 0.00 | 350.00 | 8.75 | 3,650.00 | 0.00 | 3,650.00 |
| 01 2212 810 004 | INST & CURR DEV - DUES & FEES HE | 4,000.00 | 0.00 | 300.00 | 9.38 | 3,700.00 | 75.00 | 3,625.00 |
| 01 2212 810 005 | INST & CURR DEV - DUES & FEES BMS | 4,000.00 | 0.00 | 635.00 | 15.88 | 3,365.00 | 0.00 | 3,365.00 |
| 01 2212 810 006 | INST & CURR DEV - DUES & FEES AP | 4,000.00 | 0.00 | 809.00 | 20.23 | 3,191.00 | 0.00 | 3,191.00 |
| 01 2212 810 007 | INST & CURR DEV - DUES & FEES SE | 4,000.00 | 0.00 | 809.00 | 20.23 | 3,191.00 | 0.00 | 3,191.00 |
| 01 2212 810 008 | INST & CURR DEV - DUES & FEES BSMS | 4,000.00 | 0.00 | 794.41 | 19.86 | 3,205.59 | 0.00 | 3,205.59 |
| 01 2212 890 000 | INST & CURR DEV - OTHER MISC DIST | 0.00 | 0.00 | 0.00 | 0.00 | 0.00 | 0.00 | 0.00 |
| 01 2212 890 001 | INST & CURR DEV - OTHER MISC HS | 0.00 | 0.00 | 0.00 | 0.00 | 0.00 | 0.00 | 0.00 |
| 01 2212 890 002 | INST & CURR DEV - OTHER MISC BE | 0.00 | 0.00 | 0.00 | 0.00 | 0.00 | 0.00 | 0.00 |
| 01 2212 890 003 | INST & CURR DEV - OTHER MISC PC | 0.00 | 0.00 | 0.00 | 0.00 | 0.00 | 0.00 | 0.00 |
| 01 2212 890 004 | INST & CURR DEV - OTHER MISC HE | 0.00 | 0.00 | 0.00 | 0.00 | 0.00 | 0.00 | 0.00 |
| 01 2212 890 005 | INST & CURR DEV - OTHER MISC BMS | 0.00 | 0.00 | 0.00 | 0.00 | 0.00 | 0.00 | 0.00 |
| 01 2212 890 006 | INST & CURR DEV - OTHER MISC AP | 0.00 | 0.00 | 0.00 | 0.00 | 0.00 | 0.00 | 0.00 |
| 01 2212 890 007 | INST & CURR DEV - OTHER MISC SE | 0.00 | 0.00 | 0.00 | 0.00 | 0.00 | 0.00 | 0.00 |
| 01 2212 890 008 | INST & CURR DEV - OTHER MISC BSMS | 0.00 | 0.00 | 0.00 | 0.00 | 0.00 | 0.00 | 0.00 |
| 2212 | INST STAFF TRNG AND CURR DEV | 103,100.00 | 15,194.97 | 94,480.09 | 99.75 | 8,619.91 | 8,364.45 | 255.46 |
| 2213 | INSTRUCTIONAL STAFF TRAINING | | | | | | | |
| 01 2213 111 000 | INST STAFF TRNG - SALARIES PROF STAFF DIST | 89,390.35 | 7,478.26 | 29,913.04 | 33.46 | 59,477.31 | 0.00 | 59,477.31 |
| 01 2213 151 000 | INST STAFF TRNG - ADD'L COMP PROF STAFF | 232.41 | 19.35 | 77.40 | 33.30 | 155.01 | 0.00 | 155.01 |
| 01 2213 211 000 | INST STAFF TRNG - GROUP INS TEACHERS/PROF | 10,221.84 | 851.82 | 3,407.28 | 33.33 | 6,814.56 | 0.00 | 6,814.56 |
| 01 2213 221 000 | INST STAFF TRNG - SOC SEC TEACHERS/PROF | 6,838.36 | 573.08 | 2,292.29 | 33.52 | 4,546.07 | 0.00 | 4,546.07 |
| 01 2213 231 000 | INST STAFF TRNG - RETIREMENT TEACHERS/PROF | 8,829.80 | 549.65 | 2,198.60 | 24.90 | 6,631.20 | 0.00 | 6,631.20 |
| 01 2213 237 000 | INST STAFF TRNG - INCR RET CONTR | 0.00 | 189.03 | 756.14 | 0.00 | (756.14) | 0.00 | (756.14) |
| 01 2213 251 000 | INST STAFF TRNG - TUITION REIMB TCHRS DIST | 1,000.00 | 0.00 | 0.00 | 0.00 | 1,000.00 | 0.00 | 1,000.00 |
| 01 2213 251 001 | INST STAFF TRNG - TUITION REIMB TCHRS HS | 5,500.00 | 0.00 | 0.00 | 0.00 | 5,500.00 | 0.00 | 5,500.00 |
| 01 2213 251 002 | INST STAFF TRNG - TUITION REIMB TCHRS BE | 3,500.00 | 0.00 | 0.00 | 0.00 | 3,500.00 | 0.00 | 3,500.00 |
| 01 2213 251 003 | INST STAFF TRNG - TUITION REIMB TCHRS PC | 3,500.00 | 0.00 | 0.00 | 0.00 | 3,500.00 | 0.00 | 3,500.00 |
| 01 2213 251 004 | INST STAFF TRNG - TUITION REIMB TCHRS HE | 3,500.00 | 0.00 | 0.00 | 0.00 | 3,500.00 | 0.00 | 3,500.00 |

Regular; Processing Month 12/2023

| Account Number | Account Description | Revised Budget | Expended During Month | Expenditures to Date | % of Budget | Balance at EOM | P/ O Outstanding | Unencumbered Balance |
|-----------------|--|----------------|-----------------------|----------------------|-------------|----------------|------------------|----------------------|
| 01 2213 251 005 | INST STAFF TRNG - TUITION REIMB TCHRS BMS | 5,500.00 | 0.00 | 0.00 | 0.00 | 5,500.00 | 0.00 | 5,500.00 |
| 01 2213 251 006 | INST STAFF TRNG - TUITION REIMB TCHRS AP | 3,500.00 | 232.65 | 232.65 | 6.65 | 3,267.35 | 0.00 | 3,267.35 |
| 01 2213 251 007 | INST STAFF TRNG - TUITION REIMB TCHRS SE | 3,500.00 | 0.00 | 500.00 | 14.29 | 3,000.00 | 0.00 | 3,000.00 |
| 01 2213 251 008 | INST STAFF TRNG - TUITION REIMB TCHRS BSMS | 5,500.00 | 336.60 | 336.60 | 6.12 | 5,163.40 | 0.00 | 5,163.40 |
| 01 2213 281 000 | INST STAFF TRNG - HEALTH BEN TEACHERS | 0.00 | 0.00 | 0.00 | 0.00 | 0.00 | 0.00 | 0.00 |
| 2213 | INSTRUCTIONAL STAFF TRAINING | 150,512.76 | 10,230.44 | 39,714.00 | 26.39 | 110,798.76 | 0.00 | 110,798.76 |
| 2220 | SCHOOL LIBRARY SERVICES | | | | | | | |
| 01 2220 111 001 | LIBRARY - SALARIES TEACHERS HS | 77,214.00 | 6,434.50 | 25,738.00 | 33.33 | 51,476.00 | 0.00 | 51,476.00 |
| 01 2220 111 002 | LIBRARY - SALARIES TEACHERS BE | 63,588.00 | 5,299.00 | 21,196.00 | 33.33 | 42,392.00 | 0.00 | 42,392.00 |
| 01 2220 111 003 | LIBRARY - SALARIES TEACHERS PC | 169,946.50 | 6,592.21 | 26,368.84 | 15.52 | 143,577.66 | 0.00 | 143,577.66 |
| 01 2220 111 004 | LIBRARY - SALARIES TEACHERS HE | 65,102.00 | 5,425.17 | 21,700.68 | 33.33 | 43,401.32 | 0.00 | 43,401.32 |
| 01 2220 111 005 | LIBRARY - SALARIES TEACHERS BMS | 34,254.25 | 2,854.52 | 11,418.08 | 33.33 | 22,836.17 | 0.00 | 22,836.17 |
| 01 2220 111 006 | LIBRARY - SALARIES TEACHERS AP | 0.00 | 5,740.58 | 22,962.32 | 0.00 | (22,962.32) | 0.00 | (22,962.32) |
| 01 2220 111 007 | LIBRARY - SALARIES TEACHERS SE | 68,887.00 | 5,740.58 | 22,962.32 | 33.33 | 45,924.68 | 0.00 | 45,924.68 |
| 01 2220 111 008 | LIBRARY - SALARIES TEACHERS BSMS | 34,254.25 | 2,854.52 | 11,418.08 | 33.33 | 22,836.17 | 0.00 | 22,836.17 |
| 01 2220 112 002 | LIBRARY - SALARIES INSTR AIDES BE | 13,341.38 | 2,021.32 | 4,844.56 | 36.31 | 8,496.82 | 0.00 | 8,496.82 |
| 01 2220 112 003 | LIBRARY - SALARIES INSTR AIDES PC | 19,415.54 | 1,453.59 | 7,224.61 | 37.21 | 12,190.93 | 0.00 | 12,190.93 |
| 01 2220 112 004 | LIBRARY - SALARIES INSTR AIDES HE | 19,558.50 | 1,695.20 | 6,086.91 | 31.12 | 13,471.59 | 0.00 | 13,471.59 |
| 01 2220 112 005 | LIBRARY - SALARIES INSTR AIDES BMS | 10,210.69 | 1,093.12 | 4,201.82 | 41.15 | 6,008.87 | 0.00 | 6,008.87 |
| 01 2220 112 006 | LIBRARY - SALARIES INSTR AIDES AP | 18,408.01 | 1,800.99 | 7,451.50 | 40.48 | 10,956.51 | 0.00 | 10,956.51 |
| 01 2220 112 007 | LIBRARY - SALARIES INSTR AIDES SE | 20,651.48 | 2,212.52 | 8,598.23 | 41.63 | 12,053.25 | 0.00 | 12,053.25 |
| 01 2220 112 008 | LIBRARY - SALARIES INSTR AIDES BSMS | 10,210.69 | 1,093.12 | 4,201.82 | 41.15 | 6,008.87 | 0.00 | 6,008.87 |
| 01 2220 122 001 | LIBRARY - SUB AIDES HS | 0.00 | 0.00 | 0.00 | 0.00 | 0.00 | 0.00 | 0.00 |
| 01 2220 122 002 | LIBRARY - SUB AIDES BE | 0.00 | 0.00 | 0.00 | 0.00 | 0.00 | 0.00 | 0.00 |
| 01 2220 122 003 | LIBRARY - SUB AIDES PC | 0.00 | 400.48 | 506.24 | 0.00 | (506.24) | 0.00 | (506.24) |
| 01 2220 122 004 | LIBRARY - SUB AIDES HE | 0.00 | 260.16 | 1,758.88 | 0.00 | (1,758.88) | 0.00 | (1,758.88) |
| 01 2220 122 005 | LIBRARY - SUB AIDES BMS | 0.00 | 0.00 | 53.60 | 0.00 | (53.60) | 0.00 | (53.60) |
| 01 2220 122 006 | LIBRARY - SUB AIDES AP | 0.00 | 0.00 | 0.00 | 0.00 | 0.00 | 0.00 | 0.00 |
| 01 2220 122 007 | LIBRARY - SUB AIDES SE | 0.00 | 102.40 | 102.40 | 0.00 | (102.40) | 0.00 | (102.40) |
| 01 2220 123 001 | LIBRARY - SUB TEACHERS HS | 0.00 | 0.00 | 577.50 | 0.00 | (577.50) | 0.00 | (577.50) |
| 01 2220 123 002 | LIBRARY - SUB TEACHERS BE | 0.00 | 165.00 | 660.00 | 0.00 | (660.00) | 0.00 | (660.00) |
| 01 2220 123 003 | LIBRARY - SUB TEACHERS PC | 0.00 | 495.00 | 990.00 | 0.00 | (990.00) | 0.00 | (990.00) |
| 01 2220 123 004 | LIBRARY - SUB TEACHERS HE | 0.00 | 165.00 | 577.50 | 0.00 | (577.50) | 0.00 | (577.50) |
| 01 2220 123 005 | LIBRARY - SUB TEACHERS BMS | 0.00 | 330.00 | 825.00 | 0.00 | (825.00) | 0.00 | (825.00) |
| 01 2220 123 006 | LIBRARY - SUB TEACHERS AP | 0.00 | 165.00 | 742.50 | 0.00 | (742.50) | 0.00 | (742.50) |
| 01 2220 123 007 | LIBRARY - SUB TEACHERS SE | 0.00 | 0.00 | 247.50 | 0.00 | (247.50) | 0.00 | (247.50) |
| 01 2220 123 008 | LIBRARY - SUB TEACHERS BSMS | 0.00 | 0.00 | 0.00 | 0.00 | 0.00 | 0.00 | 0.00 |
| 01 2220 151 001 | LIBRARY - ADD'L COMP TEACHERS HS | 200.76 | 16.73 | 66.92 | 33.33 | 133.84 | 0.00 | 133.84 |
| 01 2220 151 002 | LIBRARY - ADD'L COMP TEACHERS BE | 165.33 | 13.78 | 55.12 | 33.34 | 110.21 | 0.00 | 110.21 |
| 01 2220 151 003 | LIBRARY - ADD'L COMP TEACHERS PC | 441.87 | 17.14 | 68.56 | 15.52 | 373.31 | 0.00 | 373.31 |
| 01 2220 151 004 | LIBRARY - ADD'L COMP TEACHERS HE | 220.12 | 14.11 | 56.44 | 25.64 | 163.68 | 0.00 | 163.68 |
| 01 2220 151 005 | LIBRARY - ADD'L COMP TEACHERS BMS | 115.61 | 6.15 | 24.60 | 21.28 | 91.01 | 0.00 | 91.01 |
| 01 2220 151 006 | LIBRARY - ADD'L COMP TEACHERS AP | 0.00 | 14.93 | 59.72 | 0.00 | (59.72) | 0.00 | (59.72) |
| 01 2220 151 007 | LIBRARY - ADD'L COMP TEACHERS SE | 232.80 | 14.93 | 59.72 | 25.65 | 173.08 | 0.00 | 173.08 |
| 01 2220 151 008 | LIBRARY - ADD'L COMP TEACHERS BSMS | 115.61 | 6.15 | 24.60 | 21.28 | 91.01 | 0.00 | 91.01 |
| 01 2220 152 002 | LIBRARY - ADD'L COMP AIDES BE | 0.00 | 11.65 | 21.41 | 0.00 | (21.41) | 0.00 | (21.41) |
| 01 2220 152 003 | LIBRARY - ADD'L COMP AIDES PC | 0.00 | 0.00 | 0.00 | 0.00 | 0.00 | 0.00 | 0.00 |
| 01 2220 152 004 | LIBRARY - ADD'L COMP AIDES HE | 0.00 | 0.00 | 15.27 | 0.00 | (15.27) | 0.00 | (15.27) |
| 01 2220 152 006 | LIBRARY - ADD'L COMP AIDES AP | 0.00 | 0.00 | 0.00 | 0.00 | 0.00 | 0.00 | 0.00 |
| 01 2220 152 007 | LIBRARY - ADD'L COMP AIDES SE | 0.00 | 5.36 | 21.44 | 0.00 | (21.44) | 0.00 | (21.44) |
| 01 2220 211 001 | LIBRARY - GROUP INS TEACHERS HS | 27,442.08 | 2,286.84 | 9,147.36 | 33.33 | 18,294.72 | 0.00 | 18,294.72 |
| 01 2220 211 002 | LIBRARY - GROUP INS TEACHERS BE | 27,442.08 | 2,286.84 | 9,147.36 | 33.33 | 18,294.72 | 0.00 | 18,294.72 |
| 01 2220 211 003 | LIBRARY - GROUP INS TEACHERS PC | 47,885.76 | 740.05 | 2,960.20 | 6.18 | 44,925.56 | 0.00 | 44,925.56 |
| 01 2220 211 004 | LIBRARY - GROUP INS TEACHERS HE | 27,442.08 | 2,286.84 | 9,147.36 | 33.33 | 18,294.72 | 0.00 | 18,294.72 |
| 01 2220 211 005 | LIBRARY - GROUP INS TEACHERS BMS | 31.20 | 2.60 | 10.40 | 33.33 | 20.80 | 0.00 | 20.80 |

| Account Number | Account Description | Revised Budget | Expended During Month | Expenditures to Date | % of Budget | Balance at EOM | P/ O Outstanding | Unencumbered Balance |
|-----------------|--|----------------|-----------------------|----------------------|-------------|----------------|------------------|----------------------|
| 01 2220 233 008 | LIBRARY - RETIREMENT SUB TEACHERS BSMS | 0.00 | 0.00 | 0.00 | 0.00 | 0.00 | 0.00 | 0.00 |
| 01 2220 237 001 | LIBRARY - INCR RET CONTR HS | 0.00 | 162.65 | 650.60 | 0.00 | (650.60) | 0.00 | (650.60) |
| 01 2220 237 002 | LIBRARY - INCR RET CONTR BE | 0.00 | 185.05 | 658.26 | 0.00 | (658.26) | 0.00 | (658.26) |
| 01 2220 237 003 | LIBRARY - INCR RET CONTR PC | 0.00 | 203.39 | 783.88 | 0.00 | (783.88) | 0.00 | (783.88) |
| 01 2220 237 004 | LIBRARY - INCR RET CONTR HE | 0.00 | 184.16 | 704.54 | 0.00 | (704.54) | 0.00 | (704.54) |
| 01 2220 237 005 | LIBRARY - INCR RET CONTR BMS | 0.00 | 99.73 | 394.59 | 0.00 | (394.59) | 0.00 | (394.59) |
| 01 2220 237 006 | LIBRARY - INCR RET CONTR AP | 0.00 | 177.80 | 726.51 | 0.00 | (726.51) | 0.00 | (726.51) |
| 01 2220 237 007 | LIBRARY - INCR RET CONTR SE | 0.00 | 201.04 | 797.78 | 0.00 | (797.78) | 0.00 | (797.78) |
| 01 2220 237 008 | LIBRARY - INCR RET CONTR BSMS | 0.00 | 99.72 | 394.58 | 0.00 | (394.58) | 0.00 | (394.58) |
| 01 2220 281 001 | LIBRARY - HEALTH BEN TEACHERS HS | 0.00 | 0.00 | 0.00 | 0.00 | 0.00 | 0.00 | 0.00 |
| 01 2220 281 002 | LIBRARY - HEALTH BEN TEACHERS BE | 0.00 | 0.00 | 0.00 | 0.00 | 0.00 | 0.00 | 0.00 |
| 01 2220 281 003 | LIBRARY - HEALTH BEN TEACHERS PC | 0.00 | 111.77 | 447.08 | 0.00 | (447.08) | 0.00 | (447.08) |
| 01 2220 281 004 | LIBRARY - HEALTH BEN TEACHERS HE | 0.00 | 0.00 | 0.00 | 0.00 | 0.00 | 0.00 | 0.00 |
| 01 2220 281 005 | LIBRARY - HEALTH BEN TEACHERS BMS | 2,850.00 | 237.50 | 950.00 | 33.33 | 1,900.00 | 0.00 | 1,900.00 |
| 01 2220 281 006 | LIBRARY - HEALTH BEN TEACHERS AP | 0.00 | 0.00 | 0.00 | 0.00 | 0.00 | 0.00 | 0.00 |
| 01 2220 281 007 | LIBRARY - HEALTH BEN TEACHERS SE | 0.00 | 315.06 | 1,260.24 | 0.00 | (1,260.24) | 0.00 | (1,260.24) |
| 01 2220 281 008 | LIBRARY - HEALTH BEN TEACHERS BSMS | 2,850.00 | 237.50 | 950.00 | 33.33 | 1,900.00 | 0.00 | 1,900.00 |
| 01 2220 340 001 | LIBRARY - OTHER PROF SERVICES HS | 0.00 | 0.00 | 0.00 | 0.00 | 0.00 | 0.00 | 0.00 |
| 01 2220 340 002 | LIBRARY - OTHER PROF SERVICES BE | 0.00 | 0.00 | 0.00 | 0.00 | 0.00 | 0.00 | 0.00 |
| 01 2220 340 003 | LIBRARY - OTHER PROF SERVICES PC | 0.00 | 0.00 | 0.00 | 0.00 | 0.00 | 0.00 | 0.00 |
| 01 2220 340 004 | LIBRARY - OTHER PROF SERVICES HE | 0.00 | 0.00 | 0.00 | 0.00 | 0.00 | 0.00 | 0.00 |
| 01 2220 340 005 | LIBRARY - OTHER PROF SERVICES BMS | 0.00 | 0.00 | 0.00 | 0.00 | 0.00 | 0.00 | 0.00 |
| 01 2220 340 006 | LIBRARY - OTHER PROF SERVICES AP | 0.00 | 0.00 | 0.00 | 0.00 | 0.00 | 0.00 | 0.00 |
| 01 2220 340 007 | LIBRARY - OTHER PROF SERVICES SE | 0.00 | 0.00 | 0.00 | 0.00 | 0.00 | 0.00 | 0.00 |
| 01 2220 340 008 | LIBRARY - OTHER PROF SERVICES BSMS | 0.00 | 0.00 | 0.00 | 0.00 | 0.00 | 0.00 | 0.00 |
| 01 2220 350 001 | LIBRARY - TECH SERVICES HS | 0.00 | 0.00 | 0.00 | 0.00 | 0.00 | 0.00 | 0.00 |
| 01 2220 350 002 | LIBRARY - TECH SERVICES BE | 0.00 | 0.00 | 0.00 | 0.00 | 0.00 | 0.00 | 0.00 |
| 01 2220 350 003 | LIBRARY - TECH SERVICES PC | 0.00 | 0.00 | 0.00 | 0.00 | 0.00 | 0.00 | 0.00 |
| 01 2220 350 004 | LIBRARY - TECH SERVICES HE | 0.00 | 0.00 | 0.00 | 0.00 | 0.00 | 0.00 | 0.00 |
| 01 2220 350 005 | LIBRARY - TECH SERVICES BMS | 0.00 | 0.00 | 0.00 | 0.00 | 0.00 | 0.00 | 0.00 |
| 01 2220 350 006 | LIBRARY - TECH SERVICES AP | 0.00 | 0.00 | 0.00 | 0.00 | 0.00 | 0.00 | 0.00 |
| 01 2220 350 007 | LIBRARY - TECH SERVICES SE | 0.00 | 0.00 | 0.00 | 0.00 | 0.00 | 0.00 | 0.00 |
| 01 2220 350 008 | LIBRARY - TECH SERVICES BSMS | 0.00 | 0.00 | 0.00 | 0.00 | 0.00 | 0.00 | 0.00 |
| 01 2220 580 001 | LIBRARY - TRAVEL & MILEAGE HS | 100.00 | 0.00 | 0.00 | 0.00 | 100.00 | 0.00 | 100.00 |
| 01 2220 580 002 | LIBRARY - TRAVEL & MILEAGE BE | 100.00 | 0.00 | 0.00 | 0.00 | 100.00 | 0.00 | 100.00 |
| 01 2220 580 003 | LIBRARY - TRAVEL & MILEAGE PC | 100.00 | 0.00 | 0.00 | 0.00 | 100.00 | 0.00 | 100.00 |
| 01 2220 580 004 | LIBRARY - TRAVEL & MILEAGE HE | 100.00 | 0.00 | 0.00 | 0.00 | 100.00 | 0.00 | 100.00 |
| 01 2220 580 005 | LIBRARY - TRAVEL & MILEAGE BMS | 100.00 | 0.00 | 0.00 | 0.00 | 100.00 | 0.00 | 100.00 |
| 01 2220 580 006 | LIBRARY - TRAVEL & MILEAGE AP | 100.00 | 0.00 | 0.00 | 0.00 | 100.00 | 0.00 | 100.00 |
| 01 2220 580 007 | LIBRARY - TRAVEL & MILEAGE SE | 100.00 | 0.00 | 0.00 | 0.00 | 100.00 | 0.00 | 100.00 |
| 01 2220 580 008 | LIBRARY - TRAVEL & MILEAGE BSMS | 100.00 | 0.00 | 0.00 | 0.00 | 100.00 | 0.00 | 100.00 |
| 01 2220 610 001 | LIBRARY - SUPPLIES HS | 500.00 | 0.00 | 874.20 | 174.84 | (374.20) | 0.00 | (374.20) |
| 01 2220 610 002 | LIBRARY - SUPPLIES BE | 500.00 | 0.00 | 351.28 | 70.26 | 148.72 | 0.00 | 148.72 |
| 01 2220 610 003 | LIBRARY - SUPPLIES PC | 500.00 | 0.00 | 406.82 | 81.36 | 93.18 | 0.00 | 93.18 |
| 01 2220 610 004 | LIBRARY - SUPPLIES HE | 500.00 | 0.00 | 55.77 | 11.15 | 444.23 | 0.00 | 444.23 |
| 01 2220 610 005 | LIBRARY - SUPPLIES BMS | 500.00 | 0.00 | 223.78 | 44.76 | 276.22 | 0.00 | 276.22 |
| 01 2220 610 006 | LIBRARY - SUPPLIES AP | 500.00 | 0.00 | 155.25 | 31.05 | 344.75 | 0.00 | 344.75 |
| 01 2220 610 007 | LIBRARY - SUPPLIES SE | 500.00 | 0.00 | 76.05 | 15.21 | 423.95 | 0.00 | 423.95 |
| 01 2220 610 008 | LIBRARY - SUPPLIES BSMS | 500.00 | 0.00 | 84.80 | 16.96 | 415.20 | 0.00 | 415.20 |
| 01 2220 640 001 | LIBRARY - BOOKS & PER HS | 5,000.00 | 0.00 | 0.00 | 0.00 | 5,000.00 | 0.00 | 5,000.00 |
| 01 2220 640 002 | LIBRARY - BOOKS & PER BE | 5,000.00 | 1,318.33 | 2,588.72 | 51.92 | 2,411.28 | 7.07 | 2,404.21 |
| 01 2220 640 003 | LIBRARY - BOOKS & PER PC | 5,000.00 | 603.48 | 4,022.74 | 96.95 | 977.26 | 824.89 | 152.37 |
| 01 2220 640 004 | LIBRARY - BOOKS & PER HE | 5,000.00 | 472.26 | 480.25 | 9.61 | 4,519.75 | 0.00 | 4,519.75 |
| 01 2220 640 005 | LIBRARY - BOOKS & PER BMS | 5,000.00 | 49.66 | 1,402.54 | 42.31 | 3,597.46 | 713.13 | 2,884.33 |
| 01 2220 640 006 | LIBRARY - BOOKS & PER AP | 5,000.00 | 102.07 | 2,576.59 | 52.00 | 2,423.41 | 23.41 | 2,400.00 |

| Account Number | Account Description | Revised Budget | Expended During Month | Expenditures to Date | % of Budget | Balance at EOM | P/ O Outstanding | Unencumbered Balance |
|-----------------|--|----------------|-----------------------|----------------------|-------------|----------------|------------------|----------------------|
| 01 2230 134 000 | TECHNOLOGY - OT SALARIES TECH STAFF DIST | 0.00 | 83.52 | 593.90 | 0.00 | (593.90) | 0.00 | (593.90) |
| 01 2230 151 000 | TECHNOLOGY - ADD'L COMP TEACHERS DIST | 844.93 | 0.00 | 0.00 | 0.00 | 844.93 | 0.00 | 844.93 |
| 01 2230 154 000 | TECHNOLOGY - ADD'L COMP TECH STAFF DIST | 0.00 | 39.72 | 158.88 | 0.00 | (158.88) | 0.00 | (158.88) |
| 01 2230 211 000 | TECHNOLOGY - GROUP INS TEACHERS DIST | 0.00 | 0.00 | 0.00 | 0.00 | 0.00 | 0.00 | 0.00 |
| 01 2230 214 000 | TECHNOLOGY - GROUP INS TECH STAFF DIST | 48,706.68 | 3,680.62 | 14,912.11 | 30.62 | 33,794.57 | 0.00 | 33,794.57 |
| 01 2230 221 000 | TECHNOLOGY - SOC SEC TEACHERS DIST | 0.00 | 0.00 | 0.00 | 0.00 | 0.00 | 0.00 | 0.00 |
| 01 2230 224 000 | TECHNOLOGY - SOC SEC TECH STAFF DIST | 26,033.38 | 2,173.56 | 8,662.13 | 33.27 | 17,371.25 | 0.00 | 17,371.25 |
| 01 2230 231 000 | TECHNOLOGY - RETIREMENT TEACHERS DIST | 0.00 | 0.00 | 0.00 | 0.00 | 0.00 | 0.00 | 0.00 |
| 01 2230 234 000 | TECHNOLOGY - RETIREMENT TECH STAFF DIST | 32,100.49 | 1,963.77 | 8,036.13 | 25.03 | 24,064.36 | 0.00 | 24,064.36 |
| 01 2230 237 000 | TECHNOLOGY - INCR RET CONTR DIST | 0.00 | 675.37 | 2,763.75 | 0.00 | (2,763.75) | 0.00 | (2,763.75) |
| 01 2230 281 000 | TECHNOLOGY - HEALTH BEN TEACHERS DIST | 10,703.88 | 0.00 | 0.00 | 0.00 | 10,703.88 | 0.00 | 10,703.88 |
| 01 2230 284 000 | TECHNOLOGY - HEALTH BEN TECH STAFF DIST | 0.00 | 790.06 | 4,585.24 | 0.00 | (4,585.24) | 0.00 | (4,585.24) |
| 01 2230 580 000 | TECHNOLOGY - TRAVEL & MILEAGE | 2,500.00 | 515.35 | 896.56 | 35.86 | 1,603.44 | 0.00 | 1,603.44 |
| 01 2230 733 000 | TECHNOLOGY - FURN & EQUIP | 0.00 | 0.00 | 0.00 | 0.00 | 0.00 | 0.00 | 0.00 |
| 01 2230 810 000 | TECHNOLOGY - DUES & FEES DIST | 250.00 | 0.00 | 0.00 | 0.00 | 250.00 | 0.00 | 250.00 |
| 2230 | INSTR-RELATED TECHNOLOGY | 446,115.36 | 38,023.29 | 150,908.89 | 33.83 | 295,206.47 | 0.00 | 295,206.47 |
| 2240 | STUDENT ASSESSMENT | | | | | | | |
| 01 2240 110 000 | STU ASSESS - SALARIES NON-INSTR DIST | 0.00 | 0.00 | 0.00 | 0.00 | 0.00 | 0.00 | 0.00 |
| 01 2240 130 000 | STU ASSESS - OT SALAIRES NON-INSTR DIST | 0.00 | 0.00 | 0.00 | 0.00 | 0.00 | 0.00 | 0.00 |
| 01 2240 150 000 | STU ASSESS - ADD'L COMP NON-INSTR DIST | 0.00 | 0.00 | 0.00 | 0.00 | 0.00 | 0.00 | 0.00 |
| 01 2240 210 000 | STU ASSESS - GROUP INS NON-INSTR DIST | 0.00 | 0.00 | 0.00 | 0.00 | 0.00 | 0.00 | 0.00 |
| 01 2240 220 000 | STU ASSESS - SOC SEC NON-INSTR DIST | 0.00 | 0.00 | 0.00 | 0.00 | 0.00 | 0.00 | 0.00 |
| 01 2240 230 000 | STU ASSESS - RETIREMENT NON-INSTR DIST | 0.00 | 0.00 | 0.00 | 0.00 | 0.00 | 0.00 | 0.00 |
| 01 2240 237 000 | STU ASSESS - INCR RET CONTR DIST | 0.00 | 0.00 | 0.00 | 0.00 | 0.00 | 0.00 | 0.00 |
| 01 2240 280 000 | STU ASSESS - HEALTH BEN NON-INSTR DIST | 0.00 | 0.00 | 0.00 | 0.00 | 0.00 | 0.00 | 0.00 |
| 2240 | STUDENT ASSESSMENT | 0.00 | 0.00 | 0.00 | 0.00 | 0.00 | 0.00 | 0.00 |
| 2310 | BOARD OF EDUCATION | | | | | | | |
| 01 2310 314 000 | BOARD OF ED - LOBBYIST FEES | 0.00 | 0.00 | 0.00 | 0.00 | 0.00 | 0.00 | 0.00 |
| 01 2310 340 000 | BOARD OF ED - OTHER PROF SERVICES | 20,000.00 | 0.00 | 0.00 | 0.00 | 20,000.00 | 0.00 | 20,000.00 |
| 01 2310 521 000 | BOARD OF ED - FIDELITY BOND PREMIUMS | 0.00 | 0.00 | 0.00 | 0.00 | 0.00 | 0.00 | 0.00 |
| 01 2310 540 000 | BOARD OF ED - ADVERTISING | 8,000.00 | 379.33 | 1,814.72 | 22.68 | 6,185.28 | 0.00 | 6,185.28 |
| 01 2310 580 000 | BOARD OF ED - TRAVEL & MILEAGE | 0.00 | 0.00 | 0.00 | 0.00 | 0.00 | 0.00 | 0.00 |
| 01 2310 610 000 | BOARD OF ED - SUPPLIES | 1,000.00 | 720.00 | 720.00 | 72.00 | 280.00 | 0.00 | 280.00 |
| 01 2310 733 000 | BOARD OF ED - FURN & EQUIP | 500.00 | 0.00 | 0.00 | 0.00 | 500.00 | 0.00 | 500.00 |
| 01 2310 735 000 | BOARD OF ED - SOFTWARE | 20,000.00 | 0.00 | 0.00 | 0.00 | 20,000.00 | 0.00 | 20,000.00 |
| 01 2310 810 000 | BOARD OF ED - DUES & FEES | 24,000.00 | 0.00 | 4,970.00 | 20.71 | 19,030.00 | 0.00 | 19,030.00 |
| 01 2310 890 000 | BOARD OF ED - OTHER MISC | 0.00 | 0.00 | 501.74 | 0.00 | (501.74) | 0.00 | (501.74) |
| 2310 | BOARD OF EDUCATION | 73,500.00 | 1,099.33 | 8,006.46 | 10.89 | 65,493.54 | 0.00 | 65,493.54 |
| 2320 | EXECUTIVE ADMINISTRATION | | | | | | | |
| 01 2320 105 000 | EXEC ADMIN - SALARY OF SUPERINTENDENT | 225,000.00 | 18,797.67 | 75,190.68 | 33.42 | 149,809.32 | 0.00 | 149,809.32 |
| 01 2320 110 000 | EXEC ADMIN - SALARIES NON-INSTR | 59,280.00 | 4,905.14 | 20,073.70 | 33.86 | 39,206.30 | 0.00 | 39,206.30 |
| 01 2320 111 000 | EXEC ADMIN - PROF STAFF SALARIES | 314,275.00 | 26,189.58 | 104,758.32 | 33.33 | 209,516.68 | 0.00 | 209,516.68 |
| 01 2320 130 000 | EXEC ADMIN - OT SALARIES NON-INSTR | 0.00 | 138.08 | 812.67 | 0.00 | (812.67) | 0.00 | (812.67) |
| 01 2320 150 000 | EXEC ADMIN - ADD'L COMP NON-INSTR | 0.00 | 12.84 | 51.36 | 0.00 | (51.36) | 0.00 | (51.36) |
| 01 2320 151 000 | EXEC ADMIN - ADD'L COMP PROF STAFF | 1,556.25 | 68.10 | 272.40 | 17.50 | 1,283.85 | 0.00 | 1,283.85 |
| 01 2320 155 000 | EXEC ADM - ADD'L COMP SUPT. | 0.00 | 0.00 | 0.00 | 0.00 | 0.00 | 0.00 | 0.00 |
| 01 2320 210 000 | EXEC ADMIN - GROUP INS NON-INSTR | 62.40 | 5.20 | 20.80 | 33.33 | 41.60 | 0.00 | 41.60 |
| 01 2320 211 000 | EXEC ADMIN - GROUP INS PROF STAFF | 48,072.96 | 3,691.02 | 14,764.08 | 30.71 | 33,308.88 | 0.00 | 33,308.88 |
| 01 2320 215 000 | EXEC ADMIN - GROUP INS SUPERINTENDENT | 27,899.68 | 2,333.64 | 9,334.56 | 33.46 | 18,565.12 | 0.00 | 18,565.12 |
| 01 2320 220 000 | EXEC ADMIN - SOC SEC NON-INSTR | 4,982.76 | 422.63 | 1,745.11 | 35.02 | 3,237.65 | 0.00 | 3,237.65 |
| 01 2320 221 000 | EXEC ADMIN - SOC SEC PROF STAFF | 24,104.54 | 1,962.02 | 7,848.05 | 32.56 | 16,256.49 | 0.00 | 16,256.49 |
| 01 2320 225 000 | EXEC ADMIN - SOC SEC SUPERINTENDENT | 11,245.50 | 1,413.34 | 5,653.36 | 50.27 | 5,592.14 | 0.00 | 5,592.14 |
| 01 2320 230 000 | EXEC ADMIN - RETIREMENT NON-INSTR | 5,855.56 | 370.68 | 1,535.16 | 26.22 | 4,320.40 | 0.00 | 4,320.40 |
| 01 2320 231 000 | EXEC ADMIN - RETIREMENT PROF STAFF | 31,043.45 | 1,924.93 | 7,699.72 | 24.80 | 23,343.73 | 0.00 | 23,343.73 |

Regular; Processing Month 12/2023

| Account Number | Account Description | Revised Budget | Expended During Month | Expenditures to Date | % of Budget | Balance at EOM | P/ O Outstanding | Unencumbered Balance |
|-----------------|--|----------------|-----------------------|----------------------|-------------|----------------|------------------|----------------------|
| 01 2320 235 000 | EXEC ADMIN - RETIREMENT SUPERINTENDENT | 22,225.05 | 1,378.13 | 5,512.52 | 24.80 | 16,712.53 | 0.00 | 16,712.53 |
| 01 2320 237 000 | EXEC ADMIN - INCR RET CONTR | 0.00 | 1,263.46 | 5,071.88 | 0.00 | (5,071.88) | 0.00 | (5,071.88) |
| 01 2320 280 000 | EXEC ADMIN - HEALTH BEN NON-INSTR | 5,700.00 | 475.00 | 1,900.00 | 33.33 | 3,800.00 | 0.00 | 3,800.00 |
| 01 2320 281 000 | EXEC ADMIN - HEALTH BENEFITS PROF STAFF | 0.00 | 315.06 | 1,260.24 | 0.00 | (1,260.24) | 0.00 | (1,260.24) |
| 01 2320 580 000 | EXEC ADMIN - TRAVEL & MILEAGE | 7,000.00 | 769.21 | 2,594.93 | 48.93 | 4,405.07 | 829.98 | 3,575.09 |
| 01 2320 610 000 | EXEC ADMIN - SUPPLIES | 1,000.00 | 388.80 | 388.80 | 38.88 | 611.20 | 0.00 | 611.20 |
| 01 2320 734 000 | EXEC ADMIN - HARDWARE | 0.00 | 0.00 | 0.00 | 0.00 | 0.00 | 0.00 | 0.00 |
| 01 2320 810 000 | EXEC ADMIN - DUES & FEES | 13,000.00 | 425.00 | 2,519.00 | 19.38 | 10,481.00 | 0.00 | 10,481.00 |
| 01 2320 890 000 | EXEC ADMIN - OTHER MISC | 0.00 | 287.20 | 525.09 | 0.00 | (525.09) | 0.00 | (525.09) |
| 2320 | EXECUTIVE ADMINISTRATION | 802,303.15 | 67,536.73 | 269,532.43 | 33.70 | 532,770.72 | 829.98 | 531,940.74 |
| 2330 | DISTRICT LEGAL SERVICES | | | | | | | |
| 01 2330 314 000 | DIST LEGAL SERVICES - LOBBYIST FEES | 25,000.00 | 0.00 | 6,750.00 | 27.00 | 18,250.00 | 0.00 | 18,250.00 |
| 01 2330 317 000 | DISTRICT LEGAL SERVICES | 135,000.00 | 6,167.87 | 17,080.19 | 12.65 | 117,919.81 | 0.00 | 117,919.81 |
| 2330 | DISTRICT LEGAL SERVICES | 160,000.00 | 6,167.87 | 23,830.19 | 14.89 | 136,169.81 | 0.00 | 136,169.81 |
| 2410 | OFFICE OF THE PRINCIPAL | | | | | | | |
| 01 2410 110 001 | OFF/PRINCIPAL - SALARIES NON-INSTR HS | 101,008.00 | 9,349.86 | 39,425.00 | 39.03 | 61,583.00 | 0.00 | 61,583.00 |
| 01 2410 110 002 | OFF/PRINCIPAL - SALARIES NON-INSTR BE | 29,904.00 | 2,788.37 | 12,043.66 | 40.27 | 17,860.34 | 0.00 | 17,860.34 |
| 01 2410 110 003 | OFF/PRINCIPAL - SALARIES NON-INSTR PC | 141,200.00 | 12,218.07 | 49,803.51 | 35.27 | 91,396.49 | 0.00 | 91,396.49 |
| 01 2410 110 004 | OFF/PRINCIPAL - SALARIES NON-INSTR HE | 30,744.00 | 2,840.35 | 12,339.52 | 40.14 | 18,404.48 | 0.00 | 18,404.48 |
| 01 2410 110 005 | OFF/PRINCIPAL - SALARIES NON-INSTR BMS | 61,248.00 | 5,935.28 | 25,042.62 | 40.89 | 36,205.38 | 0.00 | 36,205.38 |
| 01 2410 110 006 | OFF/PRINCIPAL - SALARIES NON-INSTR AP | 31,584.00 | 2,922.65 | 12,910.14 | 40.88 | 18,673.86 | 0.00 | 18,673.86 |
| 01 2410 110 007 | OFF/PRINCIPAL - SALARIES NON-INSTR SE | 35,616.00 | 3,354.26 | 14,455.22 | 40.59 | 21,160.78 | 0.00 | 21,160.78 |
| 01 2410 110 008 | OFF/PRINCIPAL - SALARIES NON-INSTR BSMS | 60,488.00 | 5,560.00 | 23,953.01 | 39.60 | 36,534.99 | 0.00 | 36,534.99 |
| 01 2410 111 001 | OFF/PRINCIPAL - SALARIES PRINCIPAL HS | 340,503.00 | 23,934.50 | 95,738.00 | 28.12 | 244,765.00 | 0.00 | 244,765.00 |
| 01 2410 111 002 | OFF/PRINCIPAL - SALARIES PRINCIPAL BE | 96,725.00 | 8,060.42 | 32,241.68 | 33.33 | 64,483.32 | 0.00 | 64,483.32 |
| 01 2410 111 003 | OFF/PRINCIPAL - SALARIES PRINCIPAL PC | 99,100.00 | 8,258.33 | 33,033.32 | 33.33 | 66,066.68 | 0.00 | 66,066.68 |
| 01 2410 111 004 | OFF/PRINCIPAL - SALARIES PRINCIPAL HE | 97,000.00 | 8,083.33 | 32,333.32 | 33.33 | 64,666.68 | 0.00 | 64,666.68 |
| 01 2410 111 005 | OFF/PRINCIPAL - SALARIES PRINCIPAL BMS | 218,550.00 | 16,110.94 | 64,443.76 | 29.49 | 154,106.24 | 0.00 | 154,106.24 |
| 01 2410 111 006 | OFF/PRINCIPAL - SALARIES PRINCIPAL AP | 120,000.00 | 10,000.00 | 40,000.00 | 33.33 | 80,000.00 | 0.00 | 80,000.00 |
| 01 2410 111 007 | OFF/PRINCIPAL - SALARIES PRINCIPAL SE | 100,000.00 | 8,333.33 | 33,333.32 | 33.33 | 66,666.68 | 0.00 | 66,666.68 |
| 01 2410 111 008 | OFF/PRINCIPAL - SALARIES PRINCIPAL BSMS | 208,900.00 | 13,495.83 | 53,983.32 | 25.84 | 154,916.68 | 0.00 | 154,916.68 |
| 01 2410 120 001 | OFF/PRINCIPAL - SUBS NON-INSTR HS | 0.00 | 0.00 | 0.00 | 0.00 | 0.00 | 0.00 | 0.00 |
| 01 2410 120 002 | OFF/PRINCIPAL - SUBS NON-INSTR BE | 0.00 | 116.45 | 255.49 | 0.00 | (255.49) | 0.00 | (255.49) |
| 01 2410 120 003 | OFF/PRINCIPAL - SUBS NON-INSTR PC | 0.00 | 0.00 | 110.60 | 0.00 | (110.60) | 0.00 | (110.60) |
| 01 2410 120 004 | OFF/PRINCIPAL - SUBS NON-INSTR HE | 0.00 | 0.00 | 79.00 | 0.00 | (79.00) | 0.00 | (79.00) |
| 01 2410 120 005 | OFF/PRINCIPAL - SUBS NON-INSTR BMS | 0.00 | 0.00 | 355.97 | 0.00 | (355.97) | 0.00 | (355.97) |
| 01 2410 120 006 | OFF/PRINCIPAL - SUBS NON-INSTR AP | 0.00 | 0.00 | 0.00 | 0.00 | 0.00 | 0.00 | 0.00 |
| 01 2410 120 007 | OFF/PRINCIPAL - SUBS NON-INSTR SE | 0.00 | 0.00 | 0.00 | 0.00 | 0.00 | 0.00 | 0.00 |
| 01 2410 120 008 | OFF/PRINCIPAL - SUBS NON-INSTR BSMS | 0.00 | 0.00 | 0.00 | 0.00 | 0.00 | 0.00 | 0.00 |
| 01 2410 130 001 | OFF/PRINCIPAL - OT NON-INSTR HS | 0.00 | 152.32 | 1,008.12 | 0.00 | (1,008.12) | 0.00 | (1,008.12) |
| 01 2410 130 002 | OFF/PRINCIPAL - OT NON-INSTR BE | 0.00 | 195.18 | 1,326.46 | 0.00 | (1,326.46) | 0.00 | (1,326.46) |
| 01 2410 130 003 | OFF/PRINCIPAL - OT NON-INSTR PC | 0.00 | 15.92 | 209.02 | 0.00 | (209.02) | 0.00 | (209.02) |
| 01 2410 130 004 | OFF/PRINCIPAL - OT NON-INSTR HE | 0.00 | 0.00 | 0.00 | 0.00 | 0.00 | 0.00 | 0.00 |
| 01 2410 130 005 | OFF/PRINCIPAL - OT NON-INSTR BMS | 0.00 | 316.11 | 1,052.51 | 0.00 | (1,052.51) | 0.00 | (1,052.51) |
| 01 2410 130 006 | OFF/PRINCIPAL - OT NON-INSTR AP | 0.00 | 230.39 | 1,186.93 | 0.00 | (1,186.93) | 0.00 | (1,186.93) |
| 01 2410 130 007 | OFF/PRINCIPAL - OT NON-INSTR SE | 0.00 | 376.51 | 1,514.31 | 0.00 | (1,514.31) | 0.00 | (1,514.31) |
| 01 2410 130 008 | OFF/PRINCIPAL - OT NON-INSTR BSMS | 0.00 | 101.99 | 1,440.39 | 0.00 | (1,440.39) | 0.00 | (1,440.39) |
| 01 2410 150 001 | OFF/PRINCIPAL - ADD'L COMP NON-INSTR HS | 0.00 | 21.88 | 87.52 | 0.00 | (87.52) | 0.00 | (87.52) |
| 01 2410 150 002 | OFF/PRINCIPAL - ADD'L COMP NON-INSTR BE | 0.00 | 6.48 | 25.92 | 0.00 | (25.92) | 0.00 | (25.92) |
| 01 2410 150 003 | OFF/PRINCIPAL - ADD'L COMP NON-INSTR PC | 0.00 | 30.60 | 122.40 | 0.00 | (122.40) | 0.00 | (122.40) |
| 01 2410 150 004 | OFF/PRINCIPAL - ADD'L COMP NON-INSTR HE | 0.00 | 6.66 | 26.64 | 0.00 | (26.64) | 0.00 | (26.64) |
| 01 2410 150 005 | OFF/PRINCIPAL - ADD'L COMP NON-INSTR BMS | 0.00 | 14.48 | 57.92 | 0.00 | (57.92) | 0.00 | (57.92) |
| 01 2410 150 006 | OFF/PRINCIPAL - ADD'L COMP NON-INSTR AP | 0.00 | 6.84 | 27.36 | 0.00 | (27.36) | 0.00 | (27.36) |
| 01 2410 150 007 | OFF/PRINCIPAL - ADD'L COMP NON-INSTR SE | 0.00 | 7.72 | 30.88 | 0.00 | (30.88) | 0.00 | (30.88) |

| Account Number | Account Description | Revised Budget | Expended During Month | Expenditures to Date | % of Budget | Balance at EOM | P/ O Outstanding | Unencumbered Balance |
|-----------------|---|----------------|-----------------------|----------------------|-------------|----------------|------------------|----------------------|
| 01 2410 150 008 | OFF/PRINCIPAL - ADD'L COMP NON-INSTR BSMS | 0.00 | 13.11 | 52.44 | 0.00 | (52.44) | 0.00 | (52.44) |
| 01 2410 151 001 | OFF/PRINCIPAL - ADD'L COMP PRINCIPAL HS | 1,147.93 | 62.22 | 248.88 | 21.68 | 899.05 | 0.00 | 899.05 |
| 01 2410 151 002 | OFF/PRINCIPAL - ADD'L COMP PRINCIPAL BE | 329.24 | 20.96 | 83.84 | 25.46 | 245.40 | 0.00 | 245.40 |
| 01 2410 151 003 | OFF/PRINCIPAL - ADD'L COMP PRINCIPAL PC | 624.78 | 21.47 | 85.88 | 13.75 | 538.90 | 0.00 | 538.90 |
| 01 2410 151 004 | OFF/PRINCIPAL - ADD'L COMP PRINCIPAL HE | 332.13 | 21.02 | 84.08 | 25.32 | 248.05 | 0.00 | 248.05 |
| 01 2410 151 005 | OFF/PRINCIPAL - ADD'L COMP PRINCIPAL BMS | 727.48 | 41.89 | 167.56 | 23.03 | 559.92 | 0.00 | 559.92 |
| 01 2410 151 006 | OFF/PRINCIPAL - ADD'L COMP PRINCIPAL AP | 394.12 | 26.00 | 104.00 | 26.39 | 290.12 | 0.00 | 290.12 |
| 01 2410 151 007 | OFF/PRINCIPAL - ADD'L COMP PRINCIPAL SE | 352.60 | 21.67 | 86.68 | 24.58 | 265.92 | 0.00 | 265.92 |
| 01 2410 151 008 | OFF/PRINCIPAL - ADD'L COMP PRINCIPAL BSMS | 700.41 | 35.09 | 140.36 | 20.04 | 560.05 | 0.00 | 560.05 |
| 01 2410 210 001 | OFF/PRINCIPAL - GROUP INS NON-INSTR HS | 883.32 | 73.61 | 294.44 | 33.33 | 588.88 | 0.00 | 588.88 |
| 01 2410 210 002 | OFF/PRINCIPAL - GROUP INS NON-INSTR BE | 62.40 | 5.20 | 20.80 | 33.33 | 41.60 | 0.00 | 41.60 |
| 01 2410 210 003 | OFF/PRINCIPAL - GROUP INS NON-INSTR PC | 27,566.88 | 1,982.18 | 7,928.72 | 28.76 | 19,638.16 | 0.00 | 19,638.16 |
| 01 2410 210 004 | OFF/PRINCIPAL - GROUP INS NON-INSTR HE | 62.40 | 5.20 | 20.80 | 33.33 | 41.60 | 0.00 | 41.60 |
| 01 2410 210 005 | OFF/PRINCIPAL - GROUP INS NON-INSTR BMS | 10,284.24 | 857.02 | 3,428.08 | 33.33 | 6,856.16 | 0.00 | 6,856.16 |
| 01 2410 210 006 | OFF/PRINCIPAL - GROUP INS NON-INSTR AP | 62.40 | 5.20 | 20.80 | 33.33 | 41.60 | 0.00 | 41.60 |
| 01 2410 210 007 | OFF/PRINCIPAL - GROUP INS NON-INSTR SE | 10,221.84 | 851.82 | 3,407.28 | 33.33 | 6,814.56 | 0.00 | 6,814.56 |
| 01 2410 210 008 | OFF/PRINCIPAL - GROUP INS NON-INSTR BSMS | 124.80 | 10.40 | 41.60 | 33.33 | 83.20 | 0.00 | 83.20 |
| 01 2410 211 001 | OFF/PRINCIPAL - GROUP INS PRINCIPAL HS | 55,642.68 | 4,290.23 | 17,160.92 | 30.84 | 38,481.76 | 0.00 | 38,481.76 |
| 01 2410 211 002 | OFF/PRINCIPAL - GROUP INS PRINCIPAL BE | 62.40 | 5.20 | 20.80 | 33.33 | 41.60 | 0.00 | 41.60 |
| 01 2410 211 003 | OFF/PRINCIPAL - GROUP INS PRINCIPAL PC | 27,442.08 | 2,286.84 | 9,147.36 | 33.33 | 18,294.72 | 0.00 | 18,294.72 |
| 01 2410 211 004 | OFF/PRINCIPAL - GROUP INS PRINCIPAL HE | 27,442.08 | 1,971.78 | 7,887.12 | 28.74 | 19,554.96 | 0.00 | 19,554.96 |
| 01 2410 211 005 | OFF/PRINCIPAL - GROUP INS PRINCIPAL BMS | 124.80 | 9.10 | 36.40 | 29.17 | 88.40 | 0.00 | 88.40 |
| 01 2410 211 006 | OFF/PRINCIPAL - GROUP INS PRINCIPAL AP | 27,442.08 | 2,286.84 | 9,147.36 | 33.33 | 18,294.72 | 0.00 | 18,294.72 |
| 01 2410 211 007 | OFF/PRINCIPAL - GROUP INS PRINCIPAL SE | 27,442.08 | 1,971.78 | 7,887.12 | 28.74 | 19,554.96 | 0.00 | 19,554.96 |
| 01 2410 211 008 | OFF/PRINCIPAL - GROUP INS PRINCIPAL BSMS | 54,884.16 | 3,430.27 | 13,721.08 | 25.00 | 41,163.08 | 0.00 | 41,163.08 |
| 01 2410 220 001 | OFF/PRINCIPAL - SOC SEC NON-INSTR HS | 8,841.45 | 805.89 | 3,409.05 | 38.56 | 5,432.40 | 0.00 | 5,432.40 |
| 01 2410 220 002 | OFF/PRINCIPAL - SOC SEC NON-INSTR BE | 2,676.10 | 237.66 | 1,044.37 | 39.03 | 1,631.73 | 0.00 | 1,631.73 |
| 01 2410 220 003 | OFF/PRINCIPAL - SOC SEC NON-INSTR PC | 11,594.89 | 966.19 | 3,955.56 | 34.11 | 7,639.33 | 0.00 | 7,639.33 |
| 01 2410 220 004 | OFF/PRINCIPAL - SOC SEC NON-INSTR HE | 2,740.53 | 249.67 | 1,079.57 | 39.39 | 1,660.96 | 0.00 | 1,660.96 |
| 01 2410 220 005 | OFF/PRINCIPAL - SOC SEC NON-INSTR BMS | 5,080.16 | 547.06 | 2,298.81 | 45.25 | 2,781.35 | 0.00 | 2,781.35 |
| 01 2410 220 006 | OFF/PRINCIPAL - SOC SEC NON-INSTR AP | 2,804.96 | 273.61 | 1,208.02 | 43.07 | 1,596.94 | 0.00 | 1,596.94 |
| 01 2410 220 007 | OFF/PRINCIPAL - SOC SEC NON-INSTR SE | 2,731.71 | 286.00 | 1,224.04 | 44.81 | 1,507.67 | 0.00 | 1,507.67 |
| 01 2410 220 008 | OFF/PRINCIPAL - SOC SEC NON-INSTR BSMS | 5,404.37 | 466.04 | 2,074.15 | 38.38 | 3,330.22 | 0.00 | 3,330.22 |
| 01 2410 221 001 | OFF/PRINCIPAL - SOC SEC PRINCIPAL HS | 26,499.00 | 1,835.55 | 7,342.20 | 27.71 | 19,156.80 | 0.00 | 19,156.80 |
| 01 2410 221 002 | OFF/PRINCIPAL - SOC SEC PRINCIPAL BE | 7,854.75 | 686.44 | 2,745.76 | 34.96 | 5,108.99 | 0.00 | 5,108.99 |
| 01 2410 221 003 | OFF/PRINCIPAL - SOC SEC PRINCIPAL PC | 7,600.86 | 623.85 | 2,495.41 | 32.83 | 5,105.45 | 0.00 | 5,105.45 |
| 01 2410 221 004 | OFF/PRINCIPAL - SOC SEC PRINCIPAL HE | 7,439.79 | 587.48 | 2,349.91 | 31.59 | 5,089.88 | 0.00 | 5,089.88 |
| 01 2410 221 005 | OFF/PRINCIPAL - SOC SEC PRINCIPAL BMS | 17,634.64 | 1,249.31 | 4,997.26 | 28.34 | 12,637.38 | 0.00 | 12,637.38 |
| 01 2410 221 006 | OFF/PRINCIPAL - SOC SEC PRINCIPAL AP | 9,203.87 | 758.91 | 3,035.64 | 32.98 | 6,168.23 | 0.00 | 6,168.23 |
| 01 2410 221 007 | OFF/PRINCIPAL - SOC SEC PRINCIPAL SE | 7,669.89 | 622.94 | 2,491.73 | 32.49 | 5,178.16 | 0.00 | 5,178.16 |
| 01 2410 221 008 | OFF/PRINCIPAL - SOC SEC PRINCIPAL BSMS | 16,022.40 | 1,022.53 | 4,090.12 | 25.53 | 11,932.28 | 0.00 | 11,932.28 |
| 01 2410 230 001 | OFF/PRINCIPAL - RETIREMENT NON-INSTR HS | 9,977.36 | 698.42 | 2,971.84 | 29.79 | 7,005.52 | 0.00 | 7,005.52 |
| 01 2410 230 002 | OFF/PRINCIPAL - RETIREMENT NON-INSTR BE | 2,953.86 | 219.29 | 982.70 | 33.27 | 1,971.16 | 0.00 | 1,971.16 |
| 01 2410 230 003 | OFF/PRINCIPAL - RETIREMENT NON-INSTR PC | 13,947.45 | 899.20 | 3,675.93 | 26.36 | 10,271.52 | 0.00 | 10,271.52 |
| 01 2410 230 004 | OFF/PRINCIPAL - RETIREMENT NON-INSTR HE | 3,036.83 | 208.76 | 906.96 | 29.87 | 2,129.87 | 0.00 | 2,129.87 |
| 01 2410 230 005 | OFF/PRINCIPAL - RETIREMENT NON-INSTR BMS | 6,049.96 | 459.48 | 1,918.00 | 31.70 | 4,131.96 | 0.00 | 4,131.96 |
| 01 2410 230 006 | OFF/PRINCIPAL - RETIREMENT NON-INSTR AP | 3,119.80 | 231.75 | 1,036.14 | 33.21 | 2,083.66 | 0.00 | 2,083.66 |
| 01 2410 230 007 | OFF/PRINCIPAL - RETIREMENT NON-INSTR SE | 3,518.08 | 274.21 | 1,173.76 | 33.36 | 2,344.32 | 0.00 | 2,344.32 |
| 01 2410 230 008 | OFF/PRINCIPAL - RETIREMENT NON-INSTR BSMS | 5,974.89 | 416.16 | 1,866.42 | 31.24 | 4,108.47 | 0.00 | 4,108.47 |
| 01 2410 231 001 | OFF/PRINCIPAL - RETIREMENT PRINCIPAL HS | 33,634.21 | 1,759.20 | 7,036.78 | 20.92 | 26,597.43 | 0.00 | 26,597.43 |
| 01 2410 231 002 | OFF/PRINCIPAL - RETIREMENT PRINCIPAL BE | 9,554.30 | 592.44 | 2,369.76 | 24.80 | 7,184.54 | 0.00 | 7,184.54 |
| 01 2410 231 003 | OFF/PRINCIPAL - RETIREMENT PRINCIPAL PC | 9,788.90 | 606.98 | 2,427.95 | 24.80 | 7,360.95 | 0.00 | 7,360.95 |
| 01 2410 231 004 | OFF/PRINCIPAL - RETIREMENT PRINCIPAL HE | 9,581.47 | 594.12 | 2,376.48 | 24.80 | 7,204.99 | 0.00 | 7,204.99 |
| 01 2410 231 005 | OFF/PRINCIPAL - RETIREMENT PRINCIPAL BMS | 21,587.93 | 1,184.16 | 4,736.62 | 21.94 | 16,851.31 | 0.00 | 16,851.31 |
| 01 2410 231 006 | OFF/PRINCIPAL - RETIREMENT PRINCIPAL AP | 11,853.36 | 735.00 | 2,940.00 | 24.80 | 8,913.36 | 0.00 | 8,913.36 |

| Account Number | Account Description | Revised Budget | Expended During Month | Expenditures to Date | % of Budget | Balance at EOM | P/ O Outstanding | Unencumbered Balance |
|-----------------|---|----------------|-----------------------|----------------------|-------------|----------------|------------------|----------------------|
| 01 2410 733 006 | OFF/PRINCIPAL - FURN & EQUIP AP | 0.00 | 0.00 | 0.00 | 0.00 | 0.00 | 0.00 | 0.00 |
| 01 2410 733 007 | OFF/PRINCIPAL - FURN & EQUIP SE | 0.00 | 0.00 | 0.00 | 0.00 | 0.00 | 0.00 | 0.00 |
| 01 2410 733 008 | OFF/PRINCIPAL - FURN & EQUIP BSMS | 0.00 | 0.00 | 0.00 | 0.00 | 0.00 | 0.00 | 0.00 |
| 01 2410 810 001 | OFF/PRINCIPAL - DUES & FEES HS | 20,000.00 | 0.00 | 1,885.00 | 9.43 | 18,115.00 | 0.00 | 18,115.00 |
| 01 2410 810 002 | OFF/PRINCIPAL - DUES & FEES BE | 750.00 | 0.00 | 0.00 | 0.00 | 750.00 | 0.00 | 750.00 |
| 01 2410 810 003 | OFF/PRINCIPAL - DUES & FEES PC | 750.00 | 0.00 | 0.00 | 0.00 | 750.00 | 0.00 | 750.00 |
| 01 2410 810 004 | OFF/PRINCIPAL - DUES & FEES HE | 750.00 | 0.00 | 30.00 | 4.00 | 720.00 | 0.00 | 720.00 |
| 01 2410 810 005 | OFF/PRINCIPAL - DUES & FEES BMS | 750.00 | 0.00 | 0.00 | 0.00 | 750.00 | 0.00 | 750.00 |
| 01 2410 810 006 | OFF/PRINCIPAL - DUES & FEES AP | 750.00 | 0.00 | 0.00 | 0.00 | 750.00 | 0.00 | 750.00 |
| 01 2410 810 007 | OFF/PRINCIPAL - DUES & FEES SE | 750.00 | 0.00 | 0.00 | 0.00 | 750.00 | 0.00 | 750.00 |
| 01 2410 810 008 | OFF/PRINCIPAL - DUES & FEES BSMS | 750.00 | 0.00 | 0.00 | 0.00 | 750.00 | 0.00 | 750.00 |
| 01 2410 890 001 | OFF/PRINCIPAL - OTHER MISC HS | 0.00 | 0.00 | 0.00 | 0.00 | 0.00 | 0.00 | 0.00 |
| 01 2410 890 002 | OFF/PRINCIPAL - OTHER MISC BE | 0.00 | 0.00 | 0.00 | 0.00 | 0.00 | 0.00 | 0.00 |
| 01 2410 890 003 | OFF/PRINCIPAL - OTHER MISC PC | 0.00 | 0.00 | 0.00 | 0.00 | 0.00 | 0.00 | 0.00 |
| 01 2410 890 004 | OFF/PRINCIPAL - OTHER MISC HE | 0.00 | 0.00 | 0.00 | 0.00 | 0.00 | 0.00 | 0.00 |
| 01 2410 890 005 | OFF/PRINCIPAL - OTHER MISC BMS | 0.00 | 0.00 | 0.00 | 0.00 | 0.00 | 0.00 | 0.00 |
| 01 2410 890 006 | OFF/PRINCIPAL - OTHER MISC AP | 0.00 | 0.00 | 0.00 | 0.00 | 0.00 | 0.00 | 0.00 |
| 01 2410 890 007 | OFF/PRINCIPAL - OTHER MISC SE | 0.00 | 0.00 | 0.00 | 0.00 | 0.00 | 0.00 | 0.00 |
| 01 2410 890 008 | OFF/PRINCIPAL - OTHER MISC BSMS | 0.00 | 0.00 | 0.00 | 0.00 | 0.00 | 0.00 | 0.00 |
| 2410 | OFFICE OF THE PRINCIPAL | 2,492,477.38 | 196,703.60 | 810,827.50 | 32.55 | 1,681,649.88 | 477.93 | 1,681,171.95 |
| 2490 | SCHOOL ADMIN OTHER | | | | | | | |
| 01 2490 111 001 | OTH BLDG ADMIN - SALARIES AD HS | 0.00 | 4,440.75 | 17,763.00 | 0.00 | (17,763.00) | 0.00 | (17,763.00) |
| 01 2490 111 005 | OTH BLDG ADMIN - SALARIES AD BMS | 0.00 | 2,101.56 | 8,406.24 | 0.00 | (8,406.24) | 0.00 | (8,406.24) |
| 01 2490 111 008 | OTH BLDG ADMIN - SALARIES AD BSMS | 0.00 | 3,912.50 | 15,650.00 | 0.00 | (15,650.00) | 0.00 | (15,650.00) |
| 01 2490 151 001 | OTH BLDG ADMIN - ADD'L COMP AD HS | 0.00 | 11.55 | 46.20 | 0.00 | (46.20) | 0.00 | (46.20) |
| 01 2490 151 005 | OTH BLDG ADMIN - ADD'L COMP AD BMS | 0.00 | 5.47 | 21.88 | 0.00 | (21.88) | 0.00 | (21.88) |
| 01 2490 151 008 | OTH BLDG ADMIN - ADD'L COMP AD BSMS | 0.00 | 10.18 | 40.72 | 0.00 | (40.72) | 0.00 | (40.72) |
| 01 2490 211 001 | OTH BLDG ADMIN - GROUP INS AD HS | 0.00 | 31.60 | 126.40 | 0.00 | (126.40) | 0.00 | (126.40) |
| 01 2490 211 005 | OTH BLDG ADMIN - GROUP INS AD BMS | 0.00 | 1.30 | 5.20 | 0.00 | (5.20) | 0.00 | (5.20) |
| 01 2490 211 008 | OTH BLDG ADMIN - GROUP INS AD BSMS | 0.00 | 1,143.41 | 4,573.64 | 0.00 | (4,573.64) | 0.00 | (4,573.64) |
| 01 2490 220 005 | OTH BLDG ADMIN - SOC SEC NON-INSTR BMS | 0.00 | 0.00 | 0.00 | 0.00 | 0.00 | 0.00 | 0.00 |
| 01 2490 221 001 | OTH BLDG ADMIN - SOC SEC AD HS | 0.00 | 356.54 | 1,426.16 | 0.00 | (1,426.16) | 0.00 | (1,426.16) |
| 01 2490 221 005 | OTH BLDG ADMIN - SOC SEC AD BMS | 0.00 | 166.21 | 664.85 | 0.00 | (664.85) | 0.00 | (664.85) |
| 01 2490 221 008 | OTH BLDG ADMIN - SOC SEC AD BSMS | 0.00 | 295.58 | 1,182.31 | 0.00 | (1,182.31) | 0.00 | (1,182.31) |
| 01 2490 231 001 | OTH BLDG ADMIN - RETIREMENT AD HS | 0.00 | 326.39 | 1,305.56 | 0.00 | (1,305.56) | 0.00 | (1,305.56) |
| 01 2490 231 005 | OTH BLDG ADMIN - RETIREMENT AD BMS | 0.00 | 154.47 | 617.85 | 0.00 | (617.85) | 0.00 | (617.85) |
| 01 2490 231 008 | OTH BLDG ADMIN - RETIREMENT AD BSMS | 0.00 | 287.57 | 1,150.28 | 0.00 | (1,150.28) | 0.00 | (1,150.28) |
| 01 2490 237 001 | OTH BLDG ADMIN - INCR RET CONTR AD HS | 0.00 | 112.25 | 449.00 | 0.00 | (449.00) | 0.00 | (449.00) |
| 01 2490 237 005 | OTH BLDG ADMIN - INCR RET CONTR AD BMS | 0.00 | 53.12 | 212.48 | 0.00 | (212.48) | 0.00 | (212.48) |
| 01 2490 237 008 | OTH BLDG ADMIN - INCR RET CONTR AD BSMS | 0.00 | 98.90 | 395.60 | 0.00 | (395.60) | 0.00 | (395.60) |
| 01 2490 281 001 | OTH BLDG ADMIN - HEALTH BEN AD HS | 0.00 | 208.50 | 834.00 | 0.00 | (834.00) | 0.00 | (834.00) |
| 01 2490 281 005 | OTH BLDG ADMIN - HEALTH BEN AD BMS | 0.00 | 118.75 | 475.00 | 0.00 | (475.00) | 0.00 | (475.00) |
| 01 2490 281 008 | OTH BLDG ADMIN - HEALTH BEN AD BSMS | 0.00 | 0.00 | 0.00 | 0.00 | 0.00 | 0.00 | 0.00 |
| 01 2490 810 001 | OTHER BLDG ADMIN - DUES & FEES HS | 0.00 | 0.00 | 0.00 | 0.00 | 0.00 | 0.00 | 0.00 |
| 01 2490 810 005 | OTHER BLDG ADMIN - DUES & FEES BMS | 0.00 | 0.00 | 0.00 | 0.00 | 0.00 | 0.00 | 0.00 |
| 01 2490 810 008 | OTHER BLDG ADMIN - DUES & FEES BSMS | 0.00 | 0.00 | 0.00 | 0.00 | 0.00 | 0.00 | 0.00 |
| 2490 | SCHOOL ADMIN OTHER | 0.00 | 13,836.60 | 55,346.37 | 0.00 | (55,346.37) | 0.00 | (55,346.37) |
| 2510 | FISCAL SERVICES | | | | | | | |
| 01 2510 110 000 | FISCAL SERV - SALARIES NON-INSTR | 138,112.00 | 16,206.24 | 51,890.72 | 37.57 | 86,221.28 | 0.00 | 86,221.28 |
| 01 2510 116 000 | FISCAL SERV - SALARIES PROF NON-CERT | 110,000.00 | 9,166.67 | 36,666.68 | 33.33 | 73,333.32 | 0.00 | 73,333.32 |
| 01 2510 130 000 | FISCAL SERV - OT SALARIES NON-INSTR | 0.00 | 806.96 | 5,249.21 | 0.00 | (5,249.21) | 0.00 | (5,249.21) |
| 01 2510 150 000 | FISCAL SERV - ADD'L COMP NON-INSTR | 645.08 | 518.38 | 2,104.63 | 326.26 | (1,459.55) | 0.00 | (1,459.55) |
| 01 2510 156 000 | FISCAL SERV - ADD'L COMP PROF NON-CERT | 0.00 | 0.00 | 0.00 | 0.00 | 0.00 | 0.00 | 0.00 |
| 01 2510 210 000 | FISCAL SERV - GROUP INS NON-INSTR | 883.32 | 10.40 | 231.23 | 26.18 | 652.09 | 0.00 | 652.09 |

| Account Number | Account Description | Revised Budget | Expended During Month | Expenditures to Date | % of Budget | Balance at EOM | P/ O Outstanding | Unencumbered Balance |
|-----------------|--|----------------|-----------------------|----------------------|-------------|----------------|------------------|----------------------|
| 2570 | PERSONNEL SERVICES | 36,500.00 | 938.17 | 8,138.49 | 22.30 | 28,361.51 | 0.00 | 28,361.51 |
| 2580 | ADMIN TECH SERVICES | | | | | | | |
| 01 2580 110 000 | ADMIN TECH SERV - SALARIES NON-INSTR | 43,888.00 | 6,648.17 | 27,368.24 | 62.36 | 16,519.76 | 0.00 | 16,519.76 |
| 01 2580 130 000 | ADMIN TECH SERV - OT SALARIES NON-INSTR | 0.00 | 0.00 | 206.36 | 0.00 | (206.36) | 0.00 | (206.36) |
| 01 2580 150 000 | ADMIN TECH SERV - ADD'L COMP NON-INSTR | 114.11 | 9.51 | 38.04 | 33.34 | 76.07 | 0.00 | 76.07 |
| 01 2580 210 000 | ADMIN TECH SERV - GROUP INS NON-INSTR | 10,221.84 | 744.82 | 2,979.79 | 29.15 | 7,242.05 | 0.00 | 7,242.05 |
| 01 2580 220 000 | ADMIN TECH SERV - SOC SEC NON-INSTR | 3,366.16 | 506.63 | 2,101.63 | 62.43 | 1,264.53 | 0.00 | 1,264.53 |
| 01 2580 230 000 | ADMIN TECH SERV - RETIREMENT NON-INSTR | 4,335.17 | 488.65 | 2,026.74 | 46.75 | 2,308.43 | 0.00 | 2,308.43 |
| 01 2580 237 000 | ADMIN TECH SERV - INCR RET CONTR | 0.00 | 168.05 | 697.02 | 0.00 | (697.02) | 0.00 | (697.02) |
| 01 2580 280 000 | ADMIN TECH SERV - HEALTH BEN NON-INSTR | 0.00 | 111.77 | 447.08 | 0.00 | (447.08) | 0.00 | (447.08) |
| 2580 | ADMIN TECH SERVICES | 61,925.28 | 8,677.60 | 35,864.90 | 57.92 | 26,060.38 | 0.00 | 26,060.38 |
| 2590 | CENTRAL SRVCS | | | | | | | |
| 01 2590 110 000 | CENTR SRVCS - SALARIES NON-INSTR DIST | 86,736.00 | 3,959.07 | 15,634.45 | 18.03 | 71,101.55 | 0.00 | 71,101.55 |
| 01 2590 130 000 | CENTR SRVCS - OT SALARIES NON-INSTR DIST | 0.00 | 90.36 | 981.50 | 0.00 | (981.50) | 0.00 | (981.50) |
| 01 2590 150 000 | CENTR SRVCS - ADD'L COMP NON-INSTR DIS | 225.52 | 18.79 | 75.16 | 33.33 | 150.36 | 0.00 | 150.36 |
| 01 2590 210 000 | CENTR SRVCS - GROUP INS NON-INSTR DIST | 124.80 | 5.63 | 22.01 | 17.64 | 102.79 | 0.00 | 102.79 |
| 01 2590 220 000 | CENTR SRVCS - SOC SEC NON-INSTR DIST | 7,524.66 | 383.89 | 1,567.57 | 20.83 | 5,957.09 | 0.00 | 5,957.09 |
| 01 2590 230 000 | CENTR SRVCS - RETIREMENT NON-INSTR DIST | 8,567.61 | 297.63 | 1,221.28 | 14.25 | 7,346.33 | 0.00 | 7,346.33 |
| 01 2590 237 000 | CENTR SRVCS - INCR RET CONTR DIST | 0.00 | 102.36 | 420.02 | 0.00 | (420.02) | 0.00 | (420.02) |
| 01 2590 280 000 | CENTR SRVCS - HEALTH BEN NON-INSTR DIST | 11,400.00 | 950.00 | 3,800.00 | 33.33 | 7,600.00 | 0.00 | 7,600.00 |
| 2590 | CENTRAL SRVCS | 114,578.59 | 5,807.73 | 23,721.99 | 20.70 | 90,856.60 | 0.00 | 90,856.60 |
| 2610 | OP OF BLDGS | | | | | | | |
| 01 2610 110 000 | OP OF BLDGS - SALARIES NON-INSTR DIST | 111,488.00 | 6,043.67 | 10,624.59 | 9.53 | 100,863.41 | 0.00 | 100,863.41 |
| 01 2610 110 001 | OP OF BLDGS - SALARIES NON-INSTR HS | 100,048.00 | 4,750.40 | 27,187.64 | 27.17 | 72,860.36 | 0.00 | 72,860.36 |
| 01 2610 110 002 | OP OF BLDGS - SALARIES NON-INSTR BE | 48,256.00 | 5,005.82 | 18,338.17 | 38.00 | 29,917.83 | 0.00 | 29,917.83 |
| 01 2610 110 003 | OP OF BLDGS - SALARIES NON-INSTR PC | 52,520.00 | 4,903.05 | 19,438.21 | 37.01 | 33,081.79 | 0.00 | 33,081.79 |
| 01 2610 110 004 | OP OF BLDGS - SALARIES NON-INSTR HE | 48,256.00 | 4,172.06 | 16,584.99 | 34.37 | 31,671.01 | 0.00 | 31,671.01 |
| 01 2610 110 005 | OP OF BLDGS - SALARIES NON-INSTR BMS | 150,488.00 | 7,269.01 | 28,649.53 | 19.04 | 121,838.47 | 0.00 | 121,838.47 |
| 01 2610 110 006 | OP OF BLDGS - SALARIES NON-INSTR AP | 58,032.00 | 4,953.09 | 20,062.61 | 34.57 | 37,969.39 | 0.00 | 37,969.39 |
| 01 2610 110 007 | OP OF BLDGS - SALARIES NON-INSTR SE | 49,920.00 | 4,221.84 | 16,866.96 | 33.79 | 33,053.04 | 0.00 | 33,053.04 |
| 01 2610 110 008 | OP OF BLDGS - SALARIES NON-INSTR BSMS | 66,040.00 | 5,588.00 | 23,036.22 | 34.88 | 43,003.78 | 0.00 | 43,003.78 |
| 01 2610 116 000 | OP OF BLDGS - SALARIES PROF NON-CER DIST | 159,750.00 | 7,645.83 | 30,583.32 | 19.14 | 129,166.68 | 0.00 | 129,166.68 |
| 01 2610 120 000 | OP BLDGS - TEMP SALARIES NON-INSTR DIST | 0.00 | 0.00 | 2,226.20 | 0.00 | (2,226.20) | 0.00 | (2,226.20) |
| 01 2610 130 000 | OP OF BLDGS - OT SALARIES NON-INSTR DIST | 0.00 | 631.76 | 1,812.77 | 0.00 | (1,812.77) | 0.00 | (1,812.77) |
| 01 2610 130 001 | OP OF BLDGS - OT SALARIES NON-INSTR HS | 0.00 | 1,374.48 | 5,571.87 | 0.00 | (5,571.87) | 0.00 | (5,571.87) |
| 01 2610 130 002 | OP OF BLDGS - OT SALARIES NON-INSTR BE | 0.00 | 565.68 | 3,024.70 | 0.00 | (3,024.70) | 0.00 | (3,024.70) |
| 01 2610 130 003 | OP OF BLDGS - OT SALARIES NON-INSTR PC | 0.00 | 818.48 | 5,937.09 | 0.00 | (5,937.09) | 0.00 | (5,937.09) |
| 01 2610 130 004 | OP OF BLDGS - OT SALARIES NON-INSTR HE | 0.00 | 474.52 | 4,699.83 | 0.00 | (4,699.83) | 0.00 | (4,699.83) |
| 01 2610 130 005 | OP OF BLDGS - OT SALARIES NON-INSTR BMS | 0.00 | 789.61 | 3,978.68 | 0.00 | (3,978.68) | 0.00 | (3,978.68) |
| 01 2610 130 006 | OP OF BLDGS - OT SALARIES NON-INSTR AP | 0.00 | 297.97 | 2,577.96 | 0.00 | (2,577.96) | 0.00 | (2,577.96) |
| 01 2610 130 007 | OP OF BLDGS - OT SALARIES NON-INSTR SE | 0.00 | 120.60 | 1,859.40 | 0.00 | (1,859.40) | 0.00 | (1,859.40) |
| 01 2610 130 008 | OP OF BLDGS - OT SALARIES NON-INSTR BSMS | 0.00 | 0.00 | 3,830.01 | 0.00 | (3,830.01) | 0.00 | (3,830.01) |
| 01 2610 150 000 | OP OF BLDGS - ADD'L COMP NON-INSTR DIST | 705.22 | 14.58 | 34.20 | 4.85 | 671.02 | 0.00 | 671.02 |
| 01 2610 150 001 | OP OF BLDGS - ADD'L COMP NON-INSTR HS | 260.12 | 21.68 | 86.72 | 33.34 | 173.40 | 0.00 | 173.40 |
| 01 2610 150 002 | OP OF BLDGS - ADD'L COMP NON-INSTR BE | 125.47 | 12.51 | 56.40 | 44.95 | 69.07 | 0.00 | 69.07 |
| 01 2610 150 003 | OP OF BLDGS - ADD'L COMP NON-INSTR PC | 136.55 | 11.38 | 45.52 | 33.34 | 91.03 | 0.00 | 91.03 |
| 01 2610 150 004 | OP OF BLDGS - ADD'L COMP NON-INSTR HE | 516.74 | 10.46 | 41.84 | 8.10 | 474.90 | 0.00 | 474.90 |
| 01 2610 150 005 | OP OF BLDGS - ADD'L COMP NON-INSTR BMS | 0.00 | 18.05 | 72.20 | 0.00 | (72.20) | 0.00 | (72.20) |
| 01 2610 150 006 | OP OF BLDGS - ADD'L COMP NON-INSTR AP | 150.88 | 12.57 | 50.28 | 33.32 | 100.60 | 0.00 | 100.60 |
| 01 2610 150 007 | OP OF BLDGS - ADD'L COMP NON-INSTR SE | 129.79 | 10.82 | 43.28 | 33.35 | 86.51 | 0.00 | 86.51 |
| 01 2610 150 008 | OP OF BLDGS - ADD'L COMP NON-INSTR BSMS | 171.70 | 14.31 | 57.24 | 33.34 | 114.46 | 0.00 | 114.46 |
| 01 2610 156 000 | OP OF BLDGS - ADD'L COMP PROF NON-CER DI | 0.00 | 19.88 | 79.52 | 0.00 | (79.52) | 0.00 | (79.52) |
| 01 2610 210 000 | OP OF BLDGS - GROUP INS NON-INSTR DIST | 20,459.28 | 6.50 | 15.60 | 0.08 | 20,443.68 | 0.00 | 20,443.68 |
| 01 2610 210 001 | OP OF BLDGS - GROUP INS NON-INSTR HS | 10,284.24 | 857.02 | 3,428.08 | 33.33 | 6,856.16 | 0.00 | 6,856.16 |

| Account Number | Account Description | Revised Budget | Expended During Month | Expenditures to Date | % of Budget | Balance at EOM | P/ O Outstanding | Unencumbered Balance |
|-----------------|--|----------------|-----------------------|----------------------|-------------|----------------|------------------|----------------------|
| 01 2610 210 002 | OP OF BLDGS - GROUP INS NON-INSTR BE | 758.52 | 63.21 | 316.05 | 41.67 | 442.47 | 0.00 | 442.47 |
| 01 2610 210 003 | OP OF BLDGS - GROUP INS NON-INSTR PC | 10,221.84 | 851.82 | 3,407.28 | 33.33 | 6,814.56 | 0.00 | 6,814.56 |
| 01 2610 210 004 | OP OF BLDGS - GROUP INS NON-INSTR HE | 62.40 | 5.20 | 20.80 | 33.33 | 41.60 | 0.00 | 41.60 |
| 01 2610 210 005 | OP OF BLDGS - GROUP INS NON-INSTR BMS | 30,637.80 | 1,591.87 | 6,367.48 | 20.78 | 24,270.32 | 0.00 | 24,270.32 |
| 01 2610 210 006 | OP OF BLDGS - GROUP INS NON-INSTR AP | 10,221.84 | 851.82 | 3,407.28 | 33.33 | 6,814.56 | 0.00 | 6,814.56 |
| 01 2610 210 007 | OP OF BLDGS - GROUP INS NON-INSTR SE | 758.52 | 63.21 | 252.84 | 33.33 | 505.68 | 0.00 | 505.68 |
| 01 2610 210 008 | OP OF BLDGS - GROUP INS NON-INSTR BSMS | 758.52 | 63.21 | 252.84 | 33.33 | 505.68 | 0.00 | 505.68 |
| 01 2610 216 000 | OP OF BLDGS - GROUP INS PROF NON-CER DIS | 27,504.48 | 5.20 | 20.80 | 0.08 | 27,483.68 | 0.00 | 27,483.68 |
| 01 2610 220 000 | OP OF BLDGS - SOC SEC NON-INSTR DIST | 8,660.02 | 557.21 | 1,233.35 | 14.24 | 7,426.67 | 0.00 | 7,426.67 |
| 01 2610 220 001 | OP OF BLDGS - SOC SEC NON-INSTR HS | 8,109.62 | 505.60 | 2,654.30 | 32.73 | 5,455.32 | 0.00 | 5,455.32 |
| 01 2610 220 002 | OP OF BLDGS - SOC SEC NON-INSTR BE | 4,083.98 | 449.54 | 1,759.94 | 43.09 | 2,324.04 | 0.00 | 2,324.04 |
| 01 2610 220 003 | OP OF BLDGS - SOC SEC NON-INSTR PC | 4,028.23 | 438.07 | 1,942.70 | 48.23 | 2,085.53 | 0.00 | 2,085.53 |
| 01 2610 220 004 | OP OF BLDGS - SOC SEC NON-INSTR HE | 4,137.23 | 392.60 | 1,776.84 | 42.95 | 2,360.39 | 0.00 | 2,360.39 |
| 01 2610 220 005 | OP OF BLDGS - SOC SEC NON-INSTR BMS | 12,074.02 | 617.37 | 2,499.60 | 20.70 | 9,574.42 | 0.00 | 9,574.42 |
| 01 2610 220 006 | OP OF BLDGS - SOC SEC NON-INSTR AP | 4,450.99 | 402.17 | 1,733.85 | 38.95 | 2,717.14 | 0.00 | 2,717.14 |
| 01 2610 220 007 | OP OF BLDGS - SOC SEC NON-INSTR SE | 4,211.61 | 360.15 | 1,544.40 | 36.67 | 2,667.21 | 0.00 | 2,667.21 |
| 01 2610 220 008 | OP OF BLDGS - SOC SEC NON-INSTR BSMS | 5,447.99 | 452.40 | 2,154.92 | 39.55 | 3,293.07 | 0.00 | 3,293.07 |
| 01 2610 226 000 | OP OF BLDGS - SOC SEC PROF NON-CERT DIST | 12,688.70 | 622.76 | 2,491.04 | 19.63 | 10,197.66 | 0.00 | 10,197.66 |
| 01 2610 230 000 | OP OF BLDGS - RETIREMENT NON-INSTR DIST | 11,012.57 | 490.64 | 935.65 | 8.50 | 10,076.92 | 0.00 | 10,076.92 |
| 01 2610 230 001 | OP OF BLDGS - RETIREMENT NON-INSTR HS | 9,882.54 | 450.18 | 2,407.82 | 24.36 | 7,474.72 | 0.00 | 7,474.72 |
| 01 2610 230 002 | OP OF BLDGS - RETIREMENT NON-INSTR BE | 4,766.63 | 409.51 | 1,461.05 | 30.65 | 3,305.58 | 0.00 | 3,305.58 |
| 01 2610 230 003 | OP OF BLDGS - RETIREMENT NON-INSTR PC | 5,187.82 | 420.53 | 1,865.08 | 35.95 | 3,322.74 | 0.00 | 3,322.74 |
| 01 2610 230 004 | OP OF BLDGS - RETIREMENT NON-INSTR HE | 4,766.63 | 341.52 | 1,564.44 | 32.82 | 3,202.19 | 0.00 | 3,202.19 |
| 01 2610 230 005 | OP OF BLDGS - RETIREMENT NON-INSTR BMS | 14,864.90 | 592.31 | 2,398.18 | 16.13 | 12,466.72 | 0.00 | 12,466.72 |
| 01 2610 230 006 | OP OF BLDGS - RETIREMENT NON-INSTR AP | 5,732.28 | 385.95 | 1,664.08 | 29.03 | 4,068.20 | 0.00 | 4,068.20 |
| 01 2610 230 007 | OP OF BLDGS - RETIREMENT NON-INSTR SE | 4,931.00 | 319.17 | 1,376.39 | 27.91 | 3,554.61 | 0.00 | 3,554.61 |
| 01 2610 230 008 | OP OF BLDGS - RETIREMENT NON-INSTR BSMS | 6,523.30 | 410.72 | 1,974.67 | 30.27 | 4,548.63 | 0.00 | 4,548.63 |
| 01 2610 236 000 | OP OF BLDGS - RETIRE PROF NON-CERT DIST | 15,779.78 | 561.97 | 2,247.88 | 14.25 | 13,531.90 | 0.00 | 13,531.90 |
| 01 2610 237 000 | OP OF BLDGS - INCR RET CONTR DIST | 0.00 | 362.01 | 1,094.87 | 0.00 | (1,094.87) | 0.00 | (1,094.87) |
| 01 2610 237 001 | OP OF BLDGS - INCR RET CONTR HS | 0.00 | 154.83 | 828.10 | 0.00 | (828.10) | 0.00 | (828.10) |
| 01 2610 237 002 | OP OF BLDGS - INCR RET CONTR BE | 0.00 | 140.84 | 502.48 | 0.00 | (502.48) | 0.00 | (502.48) |
| 01 2610 237 003 | OP OF BLDGS - INCR RET CONTR PC | 0.00 | 144.63 | 641.44 | 0.00 | (641.44) | 0.00 | (641.44) |
| 01 2610 237 004 | OP OF BLDGS - INCR RET CONTR HE | 0.00 | 117.46 | 538.05 | 0.00 | (538.05) | 0.00 | (538.05) |
| 01 2610 237 005 | OP OF BLDGS - INCR RET CONTR BMS | 0.00 | 203.70 | 824.77 | 0.00 | (824.77) | 0.00 | (824.77) |
| 01 2610 237 006 | OP OF BLDGS - INCR RET CONTR AP | 0.00 | 132.74 | 572.31 | 0.00 | (572.31) | 0.00 | (572.31) |
| 01 2610 237 007 | OP OF BLDGS - INCR RET CONTR SE | 0.00 | 109.77 | 473.36 | 0.00 | (473.36) | 0.00 | (473.36) |
| 01 2610 237 008 | OP OF BLDGS - INCR RET CONTR BSMS | 0.00 | 141.25 | 679.12 | 0.00 | (679.12) | 0.00 | (679.12) |
| 01 2610 280 000 | OP OF BLDGS - HEALTH BEN NON-INSTR DIST | 7,125.00 | 593.75 | 1,425.00 | 20.00 | 5,700.00 | 0.00 | 5,700.00 |
| 01 2610 280 001 | OP OF BLDGS - HEALTH BEN NON-INSTR HS | 5,700.00 | 475.00 | 1,900.00 | 33.33 | 3,800.00 | 0.00 | 3,800.00 |
| 01 2610 280 002 | OP OF BLDGS - HEALTH BEN NON-INSTR BE | 5,003.88 | 416.99 | 2,084.95 | 41.67 | 2,918.93 | 0.00 | 2,918.93 |
| 01 2610 280 004 | OP OF BLDGS - HEALTH BEN NON-INSTR HE | 5,700.00 | 475.00 | 1,900.00 | 33.33 | 3,800.00 | 0.00 | 3,800.00 |
| 01 2610 280 005 | OP OF BLDGS - HEALTH BEN NON-INSTR BMS | 5,700.00 | 111.77 | 447.08 | 7.84 | 5,252.92 | 0.00 | 5,252.92 |
| 01 2610 280 006 | OP OF BLDGS - HEALTH BEN NON-INSTR AP | 0.00 | 0.00 | 0.00 | 0.00 | 0.00 | 0.00 | 0.00 |
| 01 2610 280 007 | OP OF BLDGS - HEALTH BEN NON-INSTR SE | 5,003.88 | 416.99 | 1,667.96 | 33.33 | 3,335.92 | 0.00 | 3,335.92 |
| 01 2610 280 008 | OP OF BLDGS - HEALTH BEN NON-INSTR BSMS | 5,003.88 | 416.99 | 1,667.96 | 33.33 | 3,335.92 | 0.00 | 3,335.92 |
| 01 2610 286 000 | OP OF BLDGS - HEALTH BEN PROF NON-CERT | 0.00 | 475.00 | 1,900.00 | 0.00 | (1,900.00) | 0.00 | (1,900.00) |
| 01 2610 340 001 | Maint of Plant-Contract Repair Sec | 0.00 | 0.00 | 0.00 | 0.00 | 0.00 | 0.00 | 0.00 |
| 01 2610 350 001 | OP OF BLDGS - TECH SERVICES HS | 0.00 | 0.00 | 0.00 | 0.00 | 0.00 | 0.00 | 0.00 |
| 01 2610 350 002 | OP OF BLDGS - TECH SERVICES BE | 0.00 | 0.00 | 0.00 | 0.00 | 0.00 | 0.00 | 0.00 |
| 01 2610 350 003 | OP OF BLDGS - TECH SERVICES PC | 0.00 | 0.00 | 0.00 | 0.00 | 0.00 | 0.00 | 0.00 |
| 01 2610 350 004 | OP OF BLDGS - TECH SERVICES HE | 0.00 | 0.00 | 0.00 | 0.00 | 0.00 | 0.00 | 0.00 |
| 01 2610 382 000 | OP OF BLDGS - DISTANCE ED & TELECOM DIST | 13,000.00 | 1,000.92 | 4,043.03 | 31.10 | 8,956.97 | 0.00 | 8,956.97 |
| 01 2610 382 001 | OP OF BLDGS - DISTANCE ED & TELECOM HS | 3,000.00 | 210.89 | 836.62 | 27.89 | 2,163.38 | 0.00 | 2,163.38 |
| 01 2610 382 002 | OP OF BLDGS - DISTANCE ED & TELECOM BE | 2,000.00 | 140.33 | 556.54 | 27.83 | 1,443.46 | 0.00 | 1,443.46 |
| 01 2610 382 003 | OP OF BLDGS - DISTANCE ED & TELECOM PC | 2,000.00 | 137.00 | 543.22 | 27.16 | 1,456.78 | 0.00 | 1,456.78 |

| Account Number | Account Description | Revised Budget | Expended During Month | Expenditures to Date | % of Budget | Balance at EOM | P/ O Outstanding | Unencumbered Balance |
|-----------------|--|----------------|-----------------------|----------------------|-------------|----------------|------------------|----------------------|
| 01 2610 382 004 | OP OF BLDGS - DISTANCE ED & TELECOM HE | 2,000.00 | 129.65 | 650.71 | 32.54 | 1,349.29 | 0.00 | 1,349.29 |
| 01 2610 382 005 | OP OF BLDGS - DISTANCE ED & TELECOM BMS | 1,000.00 | 68.42 | 271.30 | 27.13 | 728.70 | 0.00 | 728.70 |
| 01 2610 382 006 | OP OF BLDGS - DISTANCE ED & TELECOM AP | 2,000.00 | 162.06 | 642.28 | 32.11 | 1,357.72 | 0.00 | 1,357.72 |
| 01 2610 382 007 | OP OF BLDGS - DISTANCE ED & TELECOM SE | 1,000.00 | 64.82 | 256.90 | 25.69 | 743.10 | 0.00 | 743.10 |
| 01 2610 382 008 | OP OF BLDGS - DISTANCE ED & TELECOM BSMS | 1,500.00 | 97.23 | 385.36 | 25.69 | 1,114.64 | 0.00 | 1,114.64 |
| 01 2610 410 001 | OP OF BLDGS - WATER & SEWER HS | 0.00 | 0.00 | 0.00 | 0.00 | 0.00 | 0.00 | 0.00 |
| 01 2610 410 002 | OP OF BLDGS - WATER & SEWER BE | 0.00 | 0.00 | 0.00 | 0.00 | 0.00 | 0.00 | 0.00 |
| 01 2610 410 003 | OP OF BLDGS - WATER & SEWER PC | 0.00 | 0.00 | 0.00 | 0.00 | 0.00 | 0.00 | 0.00 |
| 01 2610 410 004 | OP OF BLDGS - WATER & SEWER HE | 0.00 | 0.00 | 0.00 | 0.00 | 0.00 | 0.00 | 0.00 |
| 01 2610 410 005 | OP OF BLDGS - WATER & SEWER BMS | 0.00 | 0.00 | 0.00 | 0.00 | 0.00 | 0.00 | 0.00 |
| 01 2610 410 006 | OP OF BLDGS - WATER & SEWER AP | 0.00 | 0.00 | 0.00 | 0.00 | 0.00 | 0.00 | 0.00 |
| 01 2610 410 007 | OP OF BLDGS - WATER & SEWER SE | 0.00 | 0.00 | 0.00 | 0.00 | 0.00 | 0.00 | 0.00 |
| 01 2610 410 008 | OP OF BLDGS - WATER & SEWER BSMS | 0.00 | 0.00 | 0.00 | 0.00 | 0.00 | 0.00 | 0.00 |
| 01 2610 431 000 | OP OF BLDGS - REPAIRS & MAINT DIST | 70,000.00 | 0.00 | 1,969.00 | 6.77 | 68,031.00 | 2,770.50 | 65,260.50 |
| 01 2610 431 001 | OP OF BLDGS - REPAIRS & MAINT HS | 70,000.00 | 10,458.31 | 166,632.54 | 253.85 | (96,632.54) | 11,059.81 | (107,692.35) |
| 01 2610 431 002 | OP OF BLDGS - REPAIRS & MAINT BE | 30,000.00 | 3,274.00 | 8,698.92 | 29.00 | 21,301.08 | 0.00 | 21,301.08 |
| 01 2610 431 003 | OP OF BLDGS - REPAIRS & MAINT PC | 50,000.00 | 0.00 | 8,492.05 | 20.71 | 41,507.95 | 1,865.20 | 39,642.75 |
| 01 2610 431 004 | OP OF BLDGS - REPAIRS & MAINT HE | 50,000.00 | 0.00 | 19,412.20 | 49.54 | 30,587.80 | 5,359.00 | 25,228.80 |
| 01 2610 431 005 | OP OF BLDGS - REPAIRS & MAINT BMS | 50,000.00 | 106.91 | 10,366.31 | 20.73 | 39,633.69 | 0.00 | 39,633.69 |
| 01 2610 431 006 | OP OF BLDGS - REPAIRS & MAINT AP | 30,000.00 | 1,049.71 | 4,101.00 | 15.00 | 25,899.00 | 400.00 | 25,499.00 |
| 01 2610 431 007 | OP OF BLDGS - REPAIRS & MAINT SE | 25,000.00 | 985.85 | 7,686.46 | 32.75 | 17,313.54 | 500.00 | 16,813.54 |
| 01 2610 431 008 | OP OF BLDGS - REPAIRS & MAINT BSMS | 25,000.00 | 881.00 | 2,738.49 | 17.92 | 22,261.51 | 1,741.30 | 20,520.21 |
| 01 2610 440 000 | OP OF BLDGS - RENTALS DIST | 175,000.00 | 0.00 | 40,057.13 | 22.89 | 134,942.87 | 0.00 | 134,942.87 |
| 01 2610 440 001 | OP OF BLDGS - RENTALS HS | 40,000.00 | 0.00 | 0.00 | 0.00 | 40,000.00 | 0.00 | 40,000.00 |
| 01 2610 440 002 | OP OF BLDGS - RENTALS BE | 3,000.00 | 39.00 | 156.00 | 5.20 | 2,844.00 | 0.00 | 2,844.00 |
| 01 2610 440 003 | OP OF BLDGS - RENTALS PC | 3,000.00 | 0.00 | 0.00 | 0.00 | 3,000.00 | 0.00 | 3,000.00 |
| 01 2610 440 004 | OP OF BLDGS - RENTALS HE | 3,000.00 | 0.00 | 0.00 | 0.00 | 3,000.00 | 0.00 | 3,000.00 |
| 01 2610 440 005 | OP OF BLDGS - RENTALS BMS | 10,000.00 | 0.00 | 0.00 | 0.00 | 10,000.00 | 0.00 | 10,000.00 |
| 01 2610 440 006 | OP OF BLDGS - RENTALS AP | 3,000.00 | 0.00 | 0.00 | 0.00 | 3,000.00 | 0.00 | 3,000.00 |
| 01 2610 440 007 | OP OF BLDGS - RENTALS SE | 3,000.00 | 0.00 | 0.00 | 0.00 | 3,000.00 | 0.00 | 3,000.00 |
| 01 2610 440 008 | OP OF BLDGS - RENTALS BSMS | 10,000.00 | 0.00 | 0.00 | 0.00 | 10,000.00 | 0.00 | 10,000.00 |
| 01 2610 520 000 | OP OF BLDGS - LIABILITY INS DIST | 0.00 | 0.00 | 0.00 | 0.00 | 0.00 | 0.00 | 0.00 |
| 01 2610 520 001 | OP OF BLDGS - LIABILITY INS HS | 50,000.00 | 0.00 | 44,515.50 | 89.03 | 5,484.50 | 0.00 | 5,484.50 |
| 01 2610 520 002 | OP OF BLDGS - LIABILITY INS BE | 40,000.00 | 0.00 | 44,515.50 | 111.29 | (4,515.50) | 0.00 | (4,515.50) |
| 01 2610 520 003 | OP OF BLDGS - LIABILITY INS PC | 40,000.00 | 0.00 | 44,515.50 | 111.29 | (4,515.50) | 0.00 | (4,515.50) |
| 01 2610 520 004 | OP OF BLDGS - LIABILITY INS HE | 40,000.00 | 0.00 | 44,515.50 | 111.29 | (4,515.50) | 0.00 | (4,515.50) |
| 01 2610 520 005 | OP OF BLDGS - LIABILITY INS BMS | 45,000.00 | 0.00 | 44,515.50 | 98.92 | 484.50 | 0.00 | 484.50 |
| 01 2610 520 006 | OP OF BLDGS - LIABILITY INS AP | 40,000.00 | 0.00 | 44,515.50 | 111.29 | (4,515.50) | 0.00 | (4,515.50) |
| 01 2610 520 007 | OP OF BLDGS - LIABILITY INS SE | 40,000.00 | 0.00 | 44,515.50 | 111.29 | (4,515.50) | 0.00 | (4,515.50) |
| 01 2610 520 008 | OP OF BLDGS - LIABILITY INS BSMS | 45,000.00 | 0.00 | 44,515.50 | 98.92 | 484.50 | 0.00 | 484.50 |
| 01 2610 530 000 | OP OF BLDGS - TELEPHONE DIST | 0.00 | 0.00 | 0.00 | 0.00 | 0.00 | 0.00 | 0.00 |
| 01 2610 530 001 | OP OF BLDGS - TELEPHONE HS | 0.00 | 0.00 | 0.00 | 0.00 | 0.00 | 0.00 | 0.00 |
| 01 2610 530 002 | OP OF BLDGS - TELEPHONE BE | 0.00 | 0.00 | 0.00 | 0.00 | 0.00 | 0.00 | 0.00 |
| 01 2610 530 003 | OP OF BLDGS - TELEPHONE PC | 0.00 | 0.00 | 0.00 | 0.00 | 0.00 | 0.00 | 0.00 |
| 01 2610 530 004 | OP OF BLDGS - TELEPHONE HE | 0.00 | 0.00 | 0.00 | 0.00 | 0.00 | 0.00 | 0.00 |
| 01 2610 530 005 | OP OF BLDGS - TELEPHONE BMS | 0.00 | 0.00 | 0.00 | 0.00 | 0.00 | 0.00 | 0.00 |
| 01 2610 530 006 | OP OF BLDGS - TELEPHONE AP | 0.00 | 0.00 | 0.00 | 0.00 | 0.00 | 0.00 | 0.00 |
| 01 2610 530 007 | OP OF BLDGS - TELEPHONE SE | 0.00 | 0.00 | 0.00 | 0.00 | 0.00 | 0.00 | 0.00 |
| 01 2610 530 008 | OP OF BLDGS - TELEPHONE BSMS | 0.00 | 0.00 | 0.00 | 0.00 | 0.00 | 0.00 | 0.00 |
| 01 2610 531 000 | OP OF BLDGS - POSTAGE DIST | 33,000.00 | 0.00 | 814.27 | 2.47 | 32,185.73 | 0.00 | 32,185.73 |
| 01 2610 580 000 | OP OF BLDGS - TRAVEL & MILEAGE DIST | 300.00 | 57.25 | 57.25 | 19.08 | 242.75 | 0.00 | 242.75 |
| 01 2610 580 001 | OP OF BLDGS - TRAVEL & MILEAGE HS | 300.00 | 0.00 | 41.27 | 13.76 | 258.73 | 0.00 | 258.73 |
| 01 2610 580 002 | OP OF BLDGS - TRAVEL & MILEAGE BE | 300.00 | 90.52 | 90.52 | 30.17 | 209.48 | 0.00 | 209.48 |
| 01 2610 580 003 | OP OF BLDGS - TRAVEL & MILEAGE PC | 1,000.00 | 94.98 | 643.87 | 64.39 | 356.13 | 0.00 | 356.13 |
| 01 2610 580 004 | OP OF BLDGS - TRAVEL & MILEAGE HE | 1,000.00 | 54.37 | 96.95 | 9.70 | 903.05 | 0.00 | 903.05 |

Regular; Processing Month 12/2023

| Account Number | Account Description | Revised Budget | Expended During Month | Expenditures to Date | % of Budget | Balance at EOM | P/ O Outstanding | Unencumbered Balance |
|-----------------|--------------------------------------|----------------|-----------------------|----------------------|-------------|----------------|------------------|----------------------|
| 01 2610 580 005 | OP OF BLDGS - TRAVEL & MILEAGE BMS | 1,000.00 | 53.71 | 259.39 | 25.94 | 740.61 | 0.00 | 740.61 |
| 01 2610 580 006 | OP OF BLDGS - TRAVEL & MILEAGE AP | 1,000.00 | 74.67 | 465.06 | 46.51 | 534.94 | 0.00 | 534.94 |
| 01 2610 580 007 | OP OF BLDGS - TRAVEL & MILEAGE SE | 1,000.00 | 13.36 | 173.57 | 17.36 | 826.43 | 0.00 | 826.43 |
| 01 2610 580 008 | OP OF BLDGS - TRAVEL & MILEAGE BSMS | 1,000.00 | 0.00 | 457.36 | 45.74 | 542.64 | 0.00 | 542.64 |
| 01 2610 610 000 | OP OF BLDGS - SUPPLIES DIST | 20,000.00 | 110.10 | 6,566.91 | 40.37 | 13,433.09 | 1,506.96 | 11,926.13 |
| 01 2610 610 001 | OP OF BLDGS - SUPPLIES HS | 25,000.00 | 2,043.28 | 12,768.90 | 113.00 | 12,231.10 | 15,481.31 | (3,250.21) |
| 01 2610 610 002 | OP OF BLDGS - SUPPLIES BE | 20,000.00 | 2,683.39 | 6,782.29 | 42.37 | 13,217.71 | 1,690.92 | 11,526.79 |
| 01 2610 610 003 | OP OF BLDGS - SUPPLIES PC | 20,000.00 | 2,677.64 | 6,425.80 | 32.57 | 13,574.20 | 88.11 | 13,486.09 |
| 01 2610 610 004 | OP OF BLDGS - SUPPLIES HE | 20,000.00 | 1,386.59 | 5,169.97 | 31.89 | 14,830.03 | 1,207.20 | 13,622.83 |
| 01 2610 610 005 | OP OF BLDGS - SUPPLIES BMS | 25,000.00 | 755.47 | 7,225.07 | 28.90 | 17,774.93 | 0.00 | 17,774.93 |
| 01 2610 610 006 | OP OF BLDGS - SUPPLIES AP | 20,000.00 | 1,470.23 | 4,670.72 | 24.25 | 15,329.28 | 178.82 | 15,150.46 |
| 01 2610 610 007 | OP OF BLDGS - SUPPLIES SE | 20,000.00 | 414.26 | 5,167.27 | 26.63 | 14,832.73 | 158.78 | 14,673.95 |
| 01 2610 610 008 | OP OF BLDGS - SUPPLIES BSMS | 25,000.00 | 2,731.32 | 9,168.72 | 43.47 | 15,831.28 | 1,700.01 | 14,131.27 |
| 01 2610 621 000 | OP OF BLDGS - UTILITY ENERGY DIST | 25,000.00 | 1,525.00 | 5,594.00 | 22.38 | 19,406.00 | 0.00 | 19,406.00 |
| 01 2610 621 001 | OP OF BLDGS - UTILITY ENERGY HS | 270,000.00 | 21,118.00 | 83,271.93 | 30.84 | 186,728.07 | 0.00 | 186,728.07 |
| 01 2610 621 002 | OP OF BLDGS - UTILITY ENERGY BE | 150,000.00 | 10,236.00 | 40,944.00 | 27.30 | 109,056.00 | 0.00 | 109,056.00 |
| 01 2610 621 003 | OP OF BLDGS - UTILITY ENERGY PC | 100,000.00 | 8,176.00 | 32,704.00 | 32.70 | 67,296.00 | 0.00 | 67,296.00 |
| 01 2610 621 004 | OP OF BLDGS - UTILITY ENERGY HE | 100,000.00 | 6,327.00 | 25,308.00 | 25.31 | 74,692.00 | 0.00 | 74,692.00 |
| 01 2610 621 005 | OP OF BLDGS - UTILITY ENERGY BMS | 150,000.00 | 10,326.00 | 41,304.00 | 27.54 | 108,696.00 | 0.00 | 108,696.00 |
| 01 2610 621 006 | OP OF BLDGS - UTILITY ENERGY AP | 100,000.00 | 8,370.00 | 33,480.00 | 33.48 | 66,520.00 | 0.00 | 66,520.00 |
| 01 2610 621 007 | OP OF BLDGS - UTILITY ENERGY SE | 100,000.00 | 7,863.00 | 31,140.17 | 31.14 | 68,859.83 | 0.00 | 68,859.83 |
| 01 2610 621 008 | OP OF BLDGS - UTILITY ENERGY BSMS | 175,000.00 | 13,635.00 | 55,953.05 | 31.97 | 119,046.95 | 0.00 | 119,046.95 |
| 01 2610 626 000 | OP OF BLDGS - GAS & OIL DIST | 10,000.00 | 336.67 | 3,196.37 | 31.96 | 6,803.63 | 0.00 | 6,803.63 |
| 01 2610 733 000 | OP OF BLDGS - FURN & EQUIP DIST | 5,000.00 | 0.00 | 779.96 | 15.60 | 4,220.04 | 0.00 | 4,220.04 |
| 01 2610 733 001 | OP OF BLDGS - FURN & EQUIP HS | 12,000.00 | 0.00 | 7,000.00 | 310.83 | 5,000.00 | 30,300.00 | (25,300.00) |
| 01 2610 733 002 | OP OF BLDGS - FURN & EQUIP BE | 12,000.00 | 0.00 | 902.96 | 7.52 | 11,097.04 | 0.00 | 11,097.04 |
| 01 2610 733 003 | OP OF BLDGS - FURN & EQUIP PC | 12,000.00 | 0.00 | 0.00 | 0.00 | 12,000.00 | 0.00 | 12,000.00 |
| 01 2610 733 004 | OP OF BLDGS - FURN & EQUIP HE | 12,000.00 | 0.00 | 449.00 | 3.74 | 11,551.00 | 0.00 | 11,551.00 |
| 01 2610 733 005 | OP OF BLDGS - FURN & EQUIP BMS | 12,000.00 | 0.00 | 111.96 | 0.93 | 11,888.04 | 0.00 | 11,888.04 |
| 01 2610 733 006 | OP OF BLDGS - FURN & EQUIP AP | 12,000.00 | 0.00 | 0.00 | 0.00 | 12,000.00 | 0.00 | 12,000.00 |
| 01 2610 733 007 | OP OF BLDGS - FURN & EQUIP SE | 12,000.00 | 0.00 | 974.00 | 8.12 | 11,026.00 | 0.00 | 11,026.00 |
| 01 2610 733 008 | OP OF BLDGS - FURN & EQUIP BSMS | 12,000.00 | 0.00 | 803.00 | 6.69 | 11,197.00 | 0.00 | 11,197.00 |
| 01 2610 810 000 | OP OF BLDGS - DUES & FEES DIST | 5,000.00 | 0.00 | 3,072.00 | 61.44 | 1,928.00 | 0.00 | 1,928.00 |
| 01 2610 810 001 | OP OF BLDGS - DUES & FEES HS | 5,000.00 | 0.00 | 0.00 | 0.00 | 5,000.00 | 0.00 | 5,000.00 |
| 01 2610 810 002 | OP OF BLDGS - DUES & FEES BE | 1,000.00 | 0.00 | 0.00 | 0.00 | 1,000.00 | 0.00 | 1,000.00 |
| 01 2610 810 003 | OP OF BLDGS - DUES & FEES PC | 1,000.00 | 0.00 | 0.00 | 0.00 | 1,000.00 | 0.00 | 1,000.00 |
| 01 2610 810 004 | OP OF BLDGS - DUES & FEES HE | 1,000.00 | 0.00 | 0.00 | 0.00 | 1,000.00 | 0.00 | 1,000.00 |
| 01 2610 810 005 | OP OF BLDGS - DUES & FEES BMS | 1,000.00 | 0.00 | 0.00 | 0.00 | 1,000.00 | 0.00 | 1,000.00 |
| 01 2610 810 006 | OP OF BLDGS - DUES & FEES AP | 1,000.00 | 0.00 | 0.00 | 0.00 | 1,000.00 | 0.00 | 1,000.00 |
| 01 2610 810 007 | OP OF BLDGS - DUES & FEES SE | 1,000.00 | 0.00 | 0.00 | 0.00 | 1,000.00 | 0.00 | 1,000.00 |
| 01 2610 810 008 | OP OF BLDGS - DUES & FEES BSMS | 1,000.00 | 0.00 | 0.00 | 0.00 | 1,000.00 | 0.00 | 1,000.00 |
| 01 2610 890 000 | OP OF BLDGS - OTHER MISC DIST | 0.00 | 0.00 | 0.00 | 0.00 | 0.00 | 0.00 | 0.00 |
| 01 2610 890 001 | OP OF BLDGS - OTHER MISC HS | 0.00 | 0.00 | 0.00 | 0.00 | 0.00 | 0.00 | 0.00 |
| 01 2610 890 002 | OP OF BLDGS - OTHER MISC BE | 0.00 | 0.00 | 0.00 | 0.00 | 0.00 | 0.00 | 0.00 |
| 01 2610 890 003 | OP OF BLDGS - OTHER MISC PC | 0.00 | 0.00 | 0.00 | 0.00 | 0.00 | 0.00 | 0.00 |
| 01 2610 890 004 | OP OF BLDGS - OTHER MISC HE | 0.00 | 0.00 | 0.00 | 0.00 | 0.00 | 0.00 | 0.00 |
| 01 2610 890 005 | OP OF BLDGS - OTHER MISC BMS | 0.00 | 0.00 | 0.00 | 0.00 | 0.00 | 0.00 | 0.00 |
| 01 2610 890 006 | OP OF BLDGS - OTHER MISC AP | 0.00 | 0.00 | 0.00 | 0.00 | 0.00 | 0.00 | 0.00 |
| 01 2610 890 007 | OP OF BLDGS - OTHER MISC SE | 0.00 | 0.00 | 0.00 | 0.00 | 0.00 | 0.00 | 0.00 |
| 01 2610 890 008 | OP OF BLDGS - OTHER MISC BSMS | 0.00 | 0.00 | 0.00 | 0.00 | 0.00 | 0.00 | 0.00 |
| 2610 | OP OF BLDGS | 3,699,638.39 | 199,630.17 | 1,390,434.25 | 39.64 | 2,309,204.14 | 76,007.92 | 2,233,196.22 |
| 2620 | MAINT OF BLDGS | | | | | | | |
| 01 2620 340 000 | MAINT OF BLDGS - CONTR SERVICES DIST | 285,000.00 | 10,556.99 | 19,111.86 | 6.71 | 265,888.14 | 0.00 | 265,888.14 |
| 01 2620 340 001 | MAINT OF BLDGS - CONTR SERVICES HS | 100,000.00 | 11,682.30 | 54,472.43 | 54.47 | 45,527.57 | 0.00 | 45,527.57 |
| 01 2620 340 002 | MAINT OF BLDGS - CONTR SERVICES BE | 35,000.00 | 2,761.02 | 14,798.79 | 42.28 | 20,201.21 | 0.00 | 20,201.21 |

Regular; Processing Month 12/2023

| Account Number | Account Description | Revised Budget | Expended During Month | Expenditures to Date | % of Budget | Balance at EOM | P/ O Outstanding | Unencumbered Balance |
|-----------------|---|----------------|-----------------------|----------------------|-------------|----------------|------------------|----------------------|
| 01 2620 340 003 | MAINT OF BLDGS - CONTR SERVICES PC | 35,000.00 | 1,794.85 | 7,295.15 | 23.76 | 27,704.85 | 1,020.00 | 26,684.85 |
| 01 2620 340 004 | MAINT OF BLDGS - CONTR SERVICES HE | 35,000.00 | 1,549.28 | 3,995.33 | 13.59 | 31,004.67 | 762.45 | 30,242.22 |
| 01 2620 340 005 | MAINT OF BLDGS - CONTR SERVICES BMS | 45,000.00 | 2,502.85 | 11,881.55 | 33.04 | 33,118.45 | 2,986.60 | 30,131.85 |
| 01 2620 340 006 | MAINT OF BLDGS - CONTR SERVICES AP | 35,000.00 | 2,080.78 | 5,976.74 | 17.08 | 29,023.26 | 0.00 | 29,023.26 |
| 01 2620 340 007 | MAINT OF BLDGS - CONTR SERVICES SE | 15,000.00 | 2,040.40 | 4,218.31 | 28.12 | 10,781.69 | 0.00 | 10,781.69 |
| 01 2620 340 008 | MAINT OF BLDGS - CONTR SERVICES BSMS | 45,000.00 | 22,454.68 | 27,194.87 | 61.33 | 17,805.13 | 402.00 | 17,403.13 |
| 01 2620 420 000 | MAINT OF BLDGS - CLEANING SERVICES DIST | 25,000.00 | 1,381.00 | 9,024.00 | 36.10 | 15,976.00 | 0.00 | 15,976.00 |
| 01 2620 420 001 | MAINT OF BLDGS - CLEANING SERVICES HS | 270,000.00 | 21,918.00 | 86,776.00 | 32.14 | 183,224.00 | 0.00 | 183,224.00 |
| 01 2620 420 002 | MAINT OF BLDGS - CLEANING SERVICES BE | 105,000.00 | 7,570.00 | 30,280.00 | 28.84 | 74,720.00 | 0.00 | 74,720.00 |
| 01 2620 420 003 | MAINT OF BLDGS - CLEANING SERVICES PC | 105,000.00 | 7,828.00 | 31,312.00 | 29.82 | 73,688.00 | 0.00 | 73,688.00 |
| 01 2620 420 004 | MAINT OF BLDGS - CLEANING SERVICES HE | 105,000.00 | 7,293.00 | 29,172.00 | 27.78 | 75,828.00 | 0.00 | 75,828.00 |
| 01 2620 420 005 | MAINT OF BLDGS - CLEANING SERVICES BMS | 105,000.00 | 9,300.00 | 36,752.00 | 35.00 | 68,248.00 | 0.00 | 68,248.00 |
| 01 2620 420 006 | MAINT OF BLDGS - CLEANING SERVICES AP | 105,000.00 | 8,127.00 | 32,508.00 | 30.96 | 72,492.00 | 0.00 | 72,492.00 |
| 01 2620 420 007 | MAINT OF BLDGS - CLEANING SERVICES SE | 105,000.00 | 7,364.00 | 29,456.00 | 28.05 | 75,544.00 | 0.00 | 75,544.00 |
| 01 2620 420 008 | MAINT OF BLDGS - CLEANING SERVICES BSMS | 175,000.00 | 14,219.00 | 56,876.00 | 32.50 | 118,124.00 | 0.00 | 118,124.00 |
| 01 2620 431 000 | MAINT OF BLDGS - REPAIRS & MAINT DIST | 50,000.00 | 0.00 | 31,110.00 | 62.22 | 18,890.00 | 0.00 | 18,890.00 |
| 01 2620 490 000 | MAINT OF BLDGS - OTHER PROP SERV DIST | 2,000.00 | 58.28 | 437.10 | 21.86 | 1,562.90 | 0.00 | 1,562.90 |
| 01 2620 490 001 | MAINT OF BLDGS - OTHER PROP SERV HS | 1,000.00 | 0.00 | 288.00 | 28.80 | 712.00 | 0.00 | 712.00 |
| 01 2620 490 002 | MAINT OF BLDGS - OTHER PROP SERV BE | 1,000.00 | 0.00 | 180.00 | 18.00 | 820.00 | 0.00 | 820.00 |
| 01 2620 490 003 | MAINT OF BLDGS - OTHER PROP SERV PC | 1,000.00 | 0.00 | 36.00 | 3.60 | 964.00 | 0.00 | 964.00 |
| 01 2620 490 004 | MAINT OF BLDGS - OTHER PROP SERV HE | 1,000.00 | 0.00 | 108.00 | 10.80 | 892.00 | 0.00 | 892.00 |
| 01 2620 490 005 | MAINT OF BLDGS - OTHER PROP SERV BMS | 1,000.00 | 0.00 | 36.00 | 3.60 | 964.00 | 0.00 | 964.00 |
| 01 2620 490 006 | MAINT OF BLDGS - OTHER PROP SERV AP | 1,000.00 | 0.00 | 36.00 | 3.60 | 964.00 | 0.00 | 964.00 |
| 01 2620 490 007 | MAINT OF BLDGS - OTHER PROP SERV SE | 1,000.00 | 0.00 | 72.00 | 7.20 | 928.00 | 0.00 | 928.00 |
| 01 2620 490 008 | MAINT OF BLDGS - OTHER PROP SERV BSMS | 1,000.00 | 0.00 | 36.00 | 3.60 | 964.00 | 0.00 | 964.00 |
| 2620 | MAINT OF BLDGS | 1,790,000.00 | 142,481.43 | 523,440.13 | 29.53 | 1,266,559.87 | 5,171.05 | 1,261,388.82 |
| 2660 | SECURITY | | | | | | | |
| 01 2660 340 000 | SECURITY - OTHER PROF SERVICES DIST | 80,000.00 | 62,512.40 | 62,891.40 | 79.36 | 17,108.60 | 592.60 | 16,516.00 |
| 01 2660 340 001 | SECURITY - OTHER PROF SERVICES HS | 2,000.00 | 617.50 | 764.50 | 38.23 | 1,235.50 | 0.00 | 1,235.50 |
| 01 2660 340 002 | SECURITY - OTHER PROF SERVICES BE | 1,000.00 | 0.00 | 147.00 | 14.70 | 853.00 | 0.00 | 853.00 |
| 01 2660 340 003 | SECURITY - OTHER PROF SERVICES PC | 1,000.00 | 0.00 | 147.00 | 14.70 | 853.00 | 0.00 | 853.00 |
| 01 2660 340 004 | SECURITY - OTHER PROF SERVICES HE | 1,000.00 | 0.00 | 147.00 | 14.70 | 853.00 | 0.00 | 853.00 |
| 01 2660 340 005 | SECURITY - OTHER PROF SERVICES BMS | 1,000.00 | 0.00 | 147.00 | 14.70 | 853.00 | 0.00 | 853.00 |
| 01 2660 340 006 | SECURITY - OTHER PROF SERVICES AP | 1,000.00 | 0.00 | 147.00 | 14.70 | 853.00 | 0.00 | 853.00 |
| 01 2660 340 007 | SECURITY - OTHER PROF SERVICES SE | 3,000.00 | 377.50 | 898.00 | 29.93 | 2,102.00 | 0.00 | 2,102.00 |
| 01 2660 340 008 | SECURITY - OTHER PROF SERVICES BSMS | 5,000.00 | 0.00 | 147.00 | 2.94 | 4,853.00 | 0.00 | 4,853.00 |
| 01 2660 431 000 | SECURITY - REPAIRS & MAINT DIST | 0.00 | 0.00 | 0.00 | 0.00 | 0.00 | 0.00 | 0.00 |
| 01 2660 431 001 | SECURITY - REPAIRS & MAINT HS | 0.00 | 0.00 | 0.00 | 0.00 | 0.00 | 0.00 | 0.00 |
| 01 2660 431 002 | SECURITY - REPAIRS & MAINT BE | 0.00 | 0.00 | 0.00 | 0.00 | 0.00 | 0.00 | 0.00 |
| 01 2660 431 003 | SECURITY - REPAIRS & MAINT PC | 0.00 | 0.00 | 0.00 | 0.00 | 0.00 | 0.00 | 0.00 |
| 01 2660 431 004 | SECURITY - REPAIRS & MAINT HE | 0.00 | 0.00 | 0.00 | 0.00 | 0.00 | 0.00 | 0.00 |
| 01 2660 431 005 | SECURITY - REPAIRS & MAINT BMS | 0.00 | 0.00 | 0.00 | 0.00 | 0.00 | 0.00 | 0.00 |
| 01 2660 431 006 | SECURITY - REPAIRS & MAINT AP | 0.00 | 0.00 | 0.00 | 0.00 | 0.00 | 0.00 | 0.00 |
| 01 2660 431 007 | SECURITY - REPAIRS & MAINT SE | 0.00 | 0.00 | 0.00 | 0.00 | 0.00 | 0.00 | 0.00 |
| 01 2660 431 008 | SECURITY - REPAIRS & MAINT BSMS | 0.00 | 0.00 | 0.00 | 0.00 | 0.00 | 0.00 | 0.00 |
| 01 2660 590 000 | SECURITY - PURCHASED SERVICES DIST | 12,000.00 | 0.00 | 2,162.50 | 25.02 | 9,837.50 | 840.00 | 8,997.50 |
| 01 2660 590 001 | SECURITY - PURCHASED SERVICES HS | 10,000.00 | 0.00 | 0.00 | 0.00 | 10,000.00 | 0.00 | 10,000.00 |
| 01 2660 590 002 | SECURITY - PURCHASED SERVICES BE | 10,000.00 | 0.00 | 0.00 | 0.00 | 10,000.00 | 0.00 | 10,000.00 |
| 01 2660 590 003 | SECURITY - PURCHASED SERVICES PC | 10,000.00 | 1,452.50 | 1,452.50 | 14.53 | 8,547.50 | 0.00 | 8,547.50 |
| 01 2660 590 004 | SECURITY - PURCHASED SERVICES HE | 10,000.00 | 0.00 | 0.00 | 0.00 | 10,000.00 | 0.00 | 10,000.00 |
| 01 2660 590 005 | SECURITY - PURCHASED SERVICES BMS | 10,000.00 | 0.00 | 0.00 | 0.00 | 10,000.00 | 0.00 | 10,000.00 |
| 01 2660 590 006 | SECURITY - PURCHASED SERVICES AP | 10,000.00 | 0.00 | 0.00 | 0.00 | 10,000.00 | 0.00 | 10,000.00 |
| 01 2660 590 007 | SECURITY - PURCHASED SERVICES SE | 40,000.00 | 0.00 | 0.00 | 0.00 | 40,000.00 | 0.00 | 40,000.00 |
| 01 2660 590 008 | SECURITY - PURCHASED SERVICES BSMS | 40,000.00 | 0.00 | 0.00 | 0.00 | 40,000.00 | 0.00 | 40,000.00 |
| 01 2660 610 000 | SECURITY - SUPPLIES DIST | 0.00 | 0.00 | 162.96 | 0.00 | (162.96) | 139.80 | (302.76) |

01/04/2024 02:59 PM

Regular; Processing Month 12/2023

User ID: MDT

| Account Number | Account Description | Revised Budget | Expended During Month | Expenditures to Date | % of Budget | Balance at EOM | P/ O Outstanding | Unencumbered Balance |
|-----------------------------------|---|----------------|-----------------------|----------------------|-------------|----------------|------------------|----------------------|
| 01 2660 610 001 | SECURITY - SUPPLIES HS | 0.00 | 0.00 | 0.00 | 0.00 | 0.00 | 0.00 | 0.00 |
| 01 2660 610 002 | SECURITY - SUPPLIES BE | 0.00 | 0.00 | 0.00 | 0.00 | 0.00 | 0.00 | 0.00 |
| 01 2660 610 003 | SECURITY - SUPPLIES PC | 0.00 | 0.00 | 0.00 | 0.00 | 0.00 | 0.00 | 0.00 |
| 01 2660 610 004 | SECURITY - SUPPLIES HE | 0.00 | 0.00 | 0.00 | 0.00 | 0.00 | 0.00 | 0.00 |
| 01 2660 610 005 | SECURITY - SUPPLIES BMS | 0.00 | 0.00 | 37.40 | 0.00 | (37.40) | 0.00 | (37.40) |
| 01 2660 610 006 | SECURITY - SUPPLIES AP | 0.00 | 0.00 | 0.00 | 0.00 | 0.00 | 0.00 | 0.00 |
| 01 2660 610 007 | SECURITY - SUPPLIES SE | 0.00 | 0.00 | 0.00 | 0.00 | 0.00 | 0.00 | 0.00 |
| 01 2660 610 008 | SECURITY - SUPPLIES BSMS | 0.00 | 0.00 | 0.00 | 0.00 | 0.00 | 0.00 | 0.00 |
| 01 2660 733 000 | SECURITY - FURN & FIXTURES DIST | 7,500.00 | 0.00 | 0.00 | 0.00 | 7,500.00 | 0.00 | 7,500.00 |
| 01 2660 733 001 | SECURITY - FURN & FIXTURES HS | 7,500.00 | 0.00 | 0.00 | 0.00 | 7,500.00 | 0.00 | 7,500.00 |
| 01 2660 733 002 | SECURITY - FURN & FIXTURES BE | 7,500.00 | 0.00 | 0.00 | 0.00 | 7,500.00 | 0.00 | 7,500.00 |
| 01 2660 733 003 | SECURITY - FURN & FIXTURES PC | 7,500.00 | 0.00 | 0.00 | 0.00 | 7,500.00 | 0.00 | 7,500.00 |
| 01 2660 733 004 | SECURITY - FURN & FIXTURES HE | 7,500.00 | 0.00 | 0.00 | 0.00 | 7,500.00 | 0.00 | 7,500.00 |
| 01 2660 733 005 | SECURITY - FURN & FIXTURES BMS | 7,500.00 | 0.00 | 0.00 | 0.00 | 7,500.00 | 0.00 | 7,500.00 |
| 01 2660 733 006 | SECURITY - FURN & FIXTURES AP | 7,500.00 | 0.00 | 0.00 | 0.00 | 7,500.00 | 0.00 | 7,500.00 |
| 01 2660 733 007 | SECURITY - FURN & FIXTURES SE | 7,500.00 | 0.00 | 0.00 | 0.00 | 7,500.00 | 0.00 | 7,500.00 |
| 01 2660 733 008 | SECURITY - FURN & FIXTURES BSMS | 7,500.00 | 0.00 | 0.00 | 0.00 | 7,500.00 | 0.00 | 7,500.00 |
| 2660 SECURITY | | 314,500.00 | 64,959.90 | 69,251.26 | 22.52 | 245,248.74 | 1,572.40 | 243,676.34 |
| 2710 REGULAR PUPIL TRANSPORTATION | | | | | | | | |
| 01 2710 110 000 | REG TRANSP - SALARIES NON-INSTR | 267,841.60 | 31,749.85 | 123,274.22 | 46.03 | 144,567.38 | 0.00 | 144,567.38 |
| 01 2710 120 000 | REG TRANSP - SUBS NON-INSTR | 0.00 | 0.00 | 0.00 | 0.00 | 0.00 | 0.00 | 0.00 |
| 01 2710 130 000 | REG TRANSP - OT SALARIES NON-INSTR | 0.00 | 465.96 | 4,183.50 | 0.00 | (4,183.50) | 0.00 | (4,183.50) |
| 01 2710 150 000 | REG TRANSP - ADD'L COMP NON-INSTR | 90.86 | 7.57 | 30.28 | 33.33 | 60.58 | 0.00 | 60.58 |
| 01 2710 210 000 | REG TRANSP - GROUP INS NON-INSTR | 920.40 | 440.17 | 1,701.70 | 184.89 | (781.30) | 0.00 | (781.30) |
| 01 2710 220 000 | REG TRANSP - SOC SEC NON-INSTR | 20,823.90 | 2,489.94 | 9,852.54 | 47.31 | 10,971.36 | 0.00 | 10,971.36 |
| 01 2710 230 000 | REG TRANSP - RETIREMENT NON-INSTR | 26,456.88 | 2,245.40 | 9,053.07 | 34.22 | 17,403.81 | 0.00 | 17,403.81 |
| 01 2710 237 000 | REG TRANSP - INCR RET CONTR | 0.00 | 772.22 | 3,113.44 | 0.00 | (3,113.44) | 0.00 | (3,113.44) |
| 01 2710 280 000 | REG TRANSP - HEALTH BEN NON-INSTR DIST | 4,275.00 | 356.25 | 1,425.00 | 33.33 | 2,850.00 | 0.00 | 2,850.00 |
| 01 2710 332 000 | REG TRANSP - MILEAGE TO PARENTS | 1,000.00 | 0.00 | 0.00 | 0.00 | 1,000.00 | 0.00 | 1,000.00 |
| 01 2710 340 000 | REG TRANSP - OTHER PROF SERVICES | 40,000.00 | 0.00 | 489.25 | 1.22 | 39,510.75 | 0.00 | 39,510.75 |
| 01 2710 490 000 | REG TRANSP - REPAIRS & MAINT | 140,000.00 | 2,102.23 | 40,229.34 | 29.25 | 99,770.66 | 713.70 | 99,056.96 |
| 01 2710 510 000 | REG TRANSP - CONTR STUDENT TRANSP | 0.00 | 0.00 | 0.00 | 0.00 | 0.00 | 0.00 | 0.00 |
| 01 2710 510 001 | REG TRANSP - CONTR STUDENT TRANSP HS | 0.00 | 0.00 | 0.00 | 0.00 | 0.00 | 0.00 | 0.00 |
| 01 2710 519 000 | REG TRANSP - ST TRANSP OTHER SOURCES | 430,000.00 | 46,222.92 | 80,108.40 | 18.72 | 349,891.60 | 394.80 | 349,496.80 |
| 01 2710 519 001 | REG TRANSP - ST TRANSP OTHER SOURCES HS | 50,000.00 | 0.00 | 4,839.15 | 9.68 | 45,160.85 | 0.00 | 45,160.85 |
| 01 2710 610 000 | REG TRANSP - SUPPLIES | 10,000.00 | 129.44 | 908.71 | 13.87 | 9,091.29 | 478.67 | 8,612.62 |
| 01 2710 626 000 | REG TRANSP - GAS & OIL | 95,000.00 | 9,017.65 | 34,201.77 | 36.00 | 60,798.23 | 0.00 | 60,798.23 |
| 01 2710 732 000 | REG TRANSP - VEHICLE ACQUISITION | 215,000.00 | 0.00 | 34,684.00 | 16.13 | 180,316.00 | 0.00 | 180,316.00 |
| 01 2710 810 000 | REG TRANSP - DUES & FEES | 13,000.00 | 250.00 | 14,105.31 | 164.73 | (1,105.31) | 7,310.00 | (8,415.31) |
| 01 2710 890 000 | REG TRANSP - OTHER MISC | 0.00 | 0.00 | 0.00 | 0.00 | 0.00 | 0.00 | 0.00 |
| 2710 REGULAR PUPIL TRANSPORTATION | | 1,314,408.64 | 96,249.60 | 362,199.68 | 28.23 | 952,208.96 | 8,897.17 | 943,311.79 |
| 2712 SCHOOL AGE SPEC ED TRANSPORT | | | | | | | | |
| 01 2712 110 000 | SPED TRANSP - SALARIES NON-INSTR | 203,252.00 | 20,360.09 | 77,546.04 | 38.15 | 125,705.96 | 0.00 | 125,705.96 |
| 01 2712 112 000 | SPED TRANSP - SALARIES INSTR AIDES | 12,047.06 | 1,344.74 | 5,340.38 | 44.33 | 6,706.68 | 0.00 | 6,706.68 |
| 01 2712 120 000 | SPED TRANSP - SUB NON-INSTR | 0.00 | 0.00 | 0.00 | 0.00 | 0.00 | 0.00 | 0.00 |
| 01 2712 130 000 | SPED TRANSP - OT SALARIES NON-INSTR | 0.00 | 0.00 | 24.88 | 0.00 | (24.88) | 0.00 | (24.88) |
| 01 2712 150 000 | SPED TRANSP - ADD'L COMP NON-INSTR | 469.15 | 302.85 | 1,702.34 | 362.86 | (1,233.19) | 0.00 | (1,233.19) |
| 01 2712 152 000 | SPED TRANSP - ADD'L COMP INSTR AIDES | 0.00 | 3.13 | 12.52 | 0.00 | (12.52) | 0.00 | (12.52) |
| 01 2712 210 000 | SPED TRANSP - GROUP INS NON-INSTR | 1,980.00 | 56.19 | 223.21 | 11.27 | 1,756.79 | 0.00 | 1,756.79 |
| 01 2712 212 000 | SPED TRANSP - GROUP INS INSTR AIDES | 3,818.34 | 318.20 | 1,272.80 | 33.33 | 2,545.54 | 0.00 | 2,545.54 |
| 01 2712 220 000 | SPED TRANSP - SOC SEC NON-INSTR | 16,755.91 | 1,673.57 | 6,397.61 | 38.18 | 10,358.30 | 0.00 | 10,358.30 |
| 01 2712 222 000 | SPED TRANSP - SOC SEC INSTR AIDES | 923.99 | 102.87 | 408.50 | 44.21 | 515.49 | 0.00 | 515.49 |
| 01 2712 230 000 | SPED TRANSP - RETIREMENT NON-INSTR | 20,076.84 | 1,496.47 | 5,701.08 | 28.40 | 14,375.76 | 0.00 | 14,375.76 |
| 01 2712 232 000 | SPED TRANSP - RETIREMENT INSTR AIDES | 1,189.98 | 98.84 | 391.87 | 32.93 | 798.11 | 0.00 | 798.11 |

Regular; Processing Month 12/2023

| Account Number | Account Description | Revised Budget | Expended During Month | Expenditures to Date | % of Budget | Balance at EOM | P/ O Outstanding | Unencumbered Balance |
|-----------------|--|----------------|-----------------------|----------------------|-------------|----------------|------------------|----------------------|
| 01 2712 237 000 | SPED TRANSP - INCR RET CONTR | 0.00 | 548.65 | 2,095.61 | 0.00 | (2,095.61) | 0.00 | (2,095.61) |
| 01 2712 280 000 | SPED TRANSP - HEALTH BEN NON-INSTR | 15,341.64 | 1,220.46 | 4,381.84 | 28.56 | 10,959.80 | 0.00 | 10,959.80 |
| 01 2712 332 000 | SPED TRANSP - MILEAGE TO PARENTS | 0.00 | 0.00 | 0.00 | 0.00 | 0.00 | 0.00 | 0.00 |
| 01 2712 490 000 | SPED TRANSP - REPAIRS & MAINT | 15,000.00 | 584.52 | 6,996.92 | 61.51 | 8,003.08 | 2,228.96 | 5,774.12 |
| 01 2712 519 000 | SPED TRANSP - ST TRANSP OTHER SOURCES | 70,000.00 | 0.00 | 16,904.88 | 24.15 | 53,095.12 | 0.00 | 53,095.12 |
| 01 2712 610 000 | SPED TRANSP - SUPPLIES | 0.00 | 0.00 | 0.00 | 0.00 | 0.00 | 0.00 | 0.00 |
| 01 2712 626 000 | SPED TRANSP - GAS & OIL | 35,000.00 | 4,438.09 | 16,696.48 | 47.70 | 18,303.52 | 0.00 | 18,303.52 |
| 01 2712 732 000 | SPED TRANSP - VEHICLE ACQUISITION | 0.00 | 0.00 | 0.00 | 0.00 | 0.00 | 0.00 | 0.00 |
| 01 2712 890 000 | SPED TRANSP - OTHER MISC | 0.00 | 0.00 | 0.00 | 0.00 | 0.00 | 0.00 | 0.00 |
| 2712 | SCHOOL AGE SPEC ED TRANSPORT | 395,854.91 | 32,548.67 | 146,096.96 | 37.47 | 249,757.95 | 2,228.96 | 247,528.99 |
| 3400 | CATEGORICAL GRANTS FROM CORPORATIONS & O | | | | | | | |
| 01 3400 890 000 | CAT GRANTS FROM CORP - OTHER MISC DIST | 0.00 | 0.00 | 0.00 | 0.00 | 0.00 | 0.00 | 0.00 |
| 3400 | CATEGORICAL GRANTS FROM CORPORATIONS & O | 0.00 | 0.00 | 0.00 | 0.00 | 0.00 | 0.00 | 0.00 |
| 3535 | HIGH ABILITY LEARNERS | | | | | | | |
| 01 3535 111 000 | HAL - SALARIES TEACHERS DIST | 0.00 | 0.00 | 0.00 | 0.00 | 0.00 | 0.00 | 0.00 |
| 01 3535 111 002 | HAL - SALARIES TEACHERS BE | 65,102.00 | 0.00 | 150.00 | 0.23 | 64,952.00 | 0.00 | 64,952.00 |
| 01 3535 111 003 | HAL - SALARIES TEACHERS PC | 0.00 | 0.00 | 0.00 | 0.00 | 0.00 | 0.00 | 0.00 |
| 01 3535 111 004 | HAL - SALARIES TEACHERS HE | 34,443.50 | 2,870.29 | 11,481.16 | 33.33 | 22,962.34 | 0.00 | 22,962.34 |
| 01 3535 111 005 | HAL - SALARIES TEACHERS BMS | 0.00 | 0.00 | 0.00 | 0.00 | 0.00 | 0.00 | 0.00 |
| 01 3535 111 006 | HAL - SALARIES TEACHERS AP | 34,443.50 | 2,870.29 | 11,618.66 | 33.73 | 22,824.84 | 0.00 | 22,824.84 |
| 01 3535 111 007 | HAL - SALARIES TEACHERS SE | 0.00 | 0.00 | 0.00 | 0.00 | 0.00 | 0.00 | 0.00 |
| 01 3535 111 008 | HAL - SALARIES TEACHERS BSMS | 70,779.50 | 5,898.29 | 23,743.16 | 33.55 | 47,036.34 | 0.00 | 47,036.34 |
| 01 3535 151 000 | HAL - ADD'L COMP TEACHERS DIST | 0.00 | 0.00 | 0.00 | 0.00 | 0.00 | 0.00 | 0.00 |
| 01 3535 151 002 | HAL - ADD'L COMP TEACHERS BE | 169.27 | 14.11 | 56.44 | 33.34 | 112.83 | 0.00 | 112.83 |
| 01 3535 151 003 | HAL - ADD'L COMP TEACHERS PC | 0.00 | 0.00 | 0.00 | 0.00 | 0.00 | 0.00 | 0.00 |
| 01 3535 151 004 | HAL - ADD'L COMP TEACHERS HE | 89.56 | 7.47 | 29.88 | 33.36 | 59.68 | 0.00 | 59.68 |
| 01 3535 151 005 | HAL - ADD'L COMP TEACHERS BMS | 0.00 | 0.00 | 0.00 | 0.00 | 0.00 | 0.00 | 0.00 |
| 01 3535 151 006 | HAL - ADD'L COMP TEACHERS AP | 89.55 | 7.46 | 29.84 | 33.32 | 59.71 | 0.00 | 59.71 |
| 01 3535 151 007 | HAL - ADD'L COMP TEACHERS SE | 0.00 | 0.00 | 0.00 | 0.00 | 0.00 | 0.00 | 0.00 |
| 01 3535 151 008 | HAL - ADD'L COMP TEACHERS BSMS | 184.03 | 15.40 | 61.60 | 33.47 | 122.43 | 0.00 | 122.43 |
| 01 3535 211 000 | HAL - GROUP INS TEACHERS DIST | 0.00 | 0.00 | 0.00 | 0.00 | 0.00 | 0.00 | 0.00 |
| 01 3535 211 002 | HAL - GROUP INS TEACHERS BE | 27,442.08 | 0.00 | 0.00 | 0.00 | 27,442.08 | 0.00 | 27,442.08 |
| 01 3535 211 003 | HAL - GROUP INS TEACHERS PC | 0.00 | 0.00 | 0.00 | 0.00 | 0.00 | 0.00 | 0.00 |
| 01 3535 211 004 | HAL - GROUP INS TEACHERS HE | 31.20 | 2.60 | 10.40 | 33.33 | 20.80 | 0.00 | 20.80 |
| 01 3535 211 005 | HAL - GROUP INS TEACHERS BMS | 0.00 | 0.00 | 0.00 | 0.00 | 0.00 | 0.00 | 0.00 |
| 01 3535 211 006 | HAL - GROUP INS TEACHERS AP | 31.20 | 2.60 | 10.40 | 33.33 | 20.80 | 0.00 | 20.80 |
| 01 3535 211 007 | HAL - GROUP INS TEACHERS SE | 0.00 | 0.00 | 0.00 | 0.00 | 0.00 | 0.00 | 0.00 |
| 01 3535 211 008 | HAL - GROUP INS TEACHERS BSMS | 10,221.84 | 851.82 | 3,407.28 | 33.33 | 6,814.56 | 0.00 | 6,814.56 |
| 01 3535 221 000 | HAL - SOC SEC TEACHERS DIST | 0.00 | 0.00 | 0.00 | 0.00 | 0.00 | 0.00 | 0.00 |
| 01 3535 221 002 | HAL - SOC SEC TEACHERS BE | 4,980.30 | 1.07 | 15.75 | 0.32 | 4,964.55 | 0.00 | 4,964.55 |
| 01 3535 221 003 | HAL - SOC SEC TEACHERS PC | 0.00 | 0.00 | 0.00 | 0.00 | 0.00 | 0.00 | 0.00 |
| 01 3535 221 004 | HAL - SOC SEC TEACHERS HE | 2,634.93 | 238.31 | 953.25 | 36.18 | 1,681.68 | 0.00 | 1,681.68 |
| 01 3535 221 005 | HAL - SOC SEC TEACHERS BMS | 0.00 | 0.00 | 0.00 | 0.00 | 0.00 | 0.00 | 0.00 |
| 01 3535 221 006 | HAL - SOC SEC TEACHERS AP | 2,634.93 | 238.32 | 963.80 | 36.58 | 1,671.13 | 0.00 | 1,671.13 |
| 01 3535 221 007 | HAL - SOC SEC TEACHERS SE | 0.00 | 0.00 | 0.00 | 0.00 | 0.00 | 0.00 | 0.00 |
| 01 3535 221 008 | HAL - SOC SEC TEACHERS BSMS | 5,414.63 | 451.90 | 1,819.05 | 33.60 | 3,595.58 | 0.00 | 3,595.58 |
| 01 3535 231 000 | HAL - RETIREMENT TEACHERS DIST | 0.00 | 0.00 | 0.00 | 0.00 | 0.00 | 0.00 | 0.00 |
| 01 3535 231 002 | HAL - RETIREMENT TEACHERS BE | 6,430.65 | 0.00 | 11.03 | 0.17 | 6,419.62 | 0.00 | 6,419.62 |
| 01 3535 231 003 | HAL - RETIREMENT TEACHERS PC | 0.00 | 0.00 | 0.00 | 0.00 | 0.00 | 0.00 | 0.00 |
| 01 3535 231 004 | HAL - RETIREMENT TEACHERS HE | 3,402.26 | 210.97 | 843.88 | 24.80 | 2,558.38 | 0.00 | 2,558.38 |
| 01 3535 231 005 | HAL - RETIREMENT TEACHERS BMS | 0.00 | 0.00 | 0.00 | 0.00 | 0.00 | 0.00 | 0.00 |
| 01 3535 231 006 | HAL - RETIREMENT TEACHERS AP | 3,402.26 | 210.96 | 853.95 | 25.10 | 2,548.31 | 0.00 | 2,548.31 |
| 01 3535 231 007 | HAL - RETIREMENT TEACHERS SE | 0.00 | 0.00 | 0.00 | 0.00 | 0.00 | 0.00 | 0.00 |
| 01 3535 231 008 | HAL - RETIREMENT TEACHERS BSMS | 6,991.46 | 433.52 | 1,745.11 | 24.96 | 5,246.35 | 0.00 | 5,246.35 |

| Account Number | Account Description | Revised Budget | Expended During Month | Expenditures to Date | % of Budget | Balance at EOM | P/ O Outstanding | Unencumbered Balance |
|-----------------|--------------------------------|----------------|-----------------------|----------------------|-------------|----------------|------------------|----------------------|
| 01 3535 237 000 | HAL - INCR RET CONTR DIST | 0.00 | 0.00 | 0.00 | 0.00 | 0.00 | 0.00 | 0.00 |
| 01 3535 237 002 | HAL - INCR RET CONTR BE | 0.00 | 0.00 | 3.79 | 0.00 | (3.79) | 0.00 | (3.79) |
| 01 3535 237 003 | HAL - INCR RET CONTR PC | 0.00 | 0.00 | 0.00 | 0.00 | 0.00 | 0.00 | 0.00 |
| 01 3535 237 004 | HAL - INCR RET CONTR HE | 0.00 | 72.56 | 290.24 | 0.00 | (290.24) | 0.00 | (290.24) |
| 01 3535 237 005 | HAL - INCR RET CONTR BMS | 0.00 | 0.00 | 0.00 | 0.00 | 0.00 | 0.00 | 0.00 |
| 01 3535 237 006 | HAL - INCR RET CONTR AP | 0.00 | 72.55 | 293.68 | 0.00 | (293.68) | 0.00 | (293.68) |
| 01 3535 237 007 | HAL - INCR RET CONTR SE | 0.00 | 0.00 | 0.00 | 0.00 | 0.00 | 0.00 | 0.00 |
| 01 3535 237 008 | HAL - INCR RET CONTR BSMS | 0.00 | 149.09 | 600.17 | 0.00 | (600.17) | 0.00 | (600.17) |
| 01 3535 281 002 | HAL - HEALTH BEN TEACHERS BE | 0.00 | 0.00 | 0.00 | 0.00 | 0.00 | 0.00 | 0.00 |
| 01 3535 281 003 | HAL - HEALTH BEN TEACHERS PC | 0.00 | 0.00 | 0.00 | 0.00 | 0.00 | 0.00 | 0.00 |
| 01 3535 281 004 | HAL - HEALTH BEN TEACHERS HE | 2,850.00 | 237.50 | 950.00 | 33.33 | 1,900.00 | 0.00 | 1,900.00 |
| 01 3535 281 005 | HAL - HEALTH BEN TEACHERS BMS | 0.00 | 0.00 | 0.00 | 0.00 | 0.00 | 0.00 | 0.00 |
| 01 3535 281 006 | HAL - HEALTH TEACHERS AP | 2,850.00 | 237.50 | 950.00 | 33.33 | 1,900.00 | 0.00 | 1,900.00 |
| 01 3535 281 007 | HAL - HEALTH TEACHERS SE | 0.00 | 0.00 | 0.00 | 0.00 | 0.00 | 0.00 | 0.00 |
| 01 3535 281 008 | HAL - HEALTH BEN TEACHERS BSMS | 0.00 | 0.00 | 0.00 | 0.00 | 0.00 | 0.00 | 0.00 |
| 01 3535 580 000 | HAL - TRAVEL & MILEAGE DIST | 200.00 | 64.06 | 410.89 | 205.45 | (210.89) | 0.00 | (210.89) |
| 01 3535 580 002 | HAL - TRAVEL & MILEAGE BE | 200.00 | 0.00 | 0.00 | 0.00 | 200.00 | 0.00 | 200.00 |
| 01 3535 580 003 | HAL - TRAVEL & MILEAGE PC | 200.00 | 0.00 | 0.00 | 0.00 | 200.00 | 0.00 | 200.00 |
| 01 3535 580 004 | HAL - TRAVEL & MILEAGE HE | 200.00 | 0.00 | 0.00 | 0.00 | 200.00 | 0.00 | 200.00 |
| 01 3535 580 005 | HAL - TRAVEL & MILEAGE BMS | 200.00 | 0.00 | 0.00 | 0.00 | 200.00 | 0.00 | 200.00 |
| 01 3535 580 006 | HAL - TRAVEL & MILEAGE AP | 200.00 | 0.00 | 0.00 | 0.00 | 200.00 | 0.00 | 200.00 |
| 01 3535 580 007 | HAL - TRAVEL & MILEAGE SE | 200.00 | 0.00 | 0.00 | 0.00 | 200.00 | 0.00 | 200.00 |
| 01 3535 580 008 | HAL - TRAVEL & MILEAGE BSMS | 200.00 | 0.00 | 0.00 | 0.00 | 200.00 | 0.00 | 200.00 |
| 01 3535 610 000 | HAL - SUPPLIES DIST | 2,000.00 | 521.40 | 1,039.82 | 61.56 | 960.18 | 191.44 | 768.74 |
| 01 3535 640 000 | HAL - BOOKS & PER DIST | 2,000.00 | 0.00 | 0.00 | 0.00 | 2,000.00 | 0.00 | 2,000.00 |
| 01 3535 733 002 | HAL - FURN & EQUIP BE | 0.00 | 0.00 | 0.00 | 0.00 | 0.00 | 0.00 | 0.00 |
| 01 3535 733 003 | HAL - FURN & EQUIP PC | 0.00 | 0.00 | 0.00 | 0.00 | 0.00 | 0.00 | 0.00 |
| 01 3535 733 004 | HAL - FURN & EQUIP HE | 0.00 | 0.00 | 0.00 | 0.00 | 0.00 | 0.00 | 0.00 |
| 01 3535 733 005 | HAL - FURN & EQUIP BMS | 0.00 | 0.00 | 0.00 | 0.00 | 0.00 | 0.00 | 0.00 |
| 01 3535 733 006 | HAL - FURN & EQUIP AP | 0.00 | 0.00 | 0.00 | 0.00 | 0.00 | 0.00 | 0.00 |
| 01 3535 733 007 | HAL - FURN & EQUIP SE | 0.00 | 0.00 | 0.00 | 0.00 | 0.00 | 0.00 | 0.00 |
| 01 3535 733 008 | HAL - FURN & EQUIP BSMS | 0.00 | 0.00 | 0.00 | 0.00 | 0.00 | 0.00 | 0.00 |
| 01 3535 734 002 | HAL - HARDWARE BE | 0.00 | 0.00 | 0.00 | 0.00 | 0.00 | 0.00 | 0.00 |
| 01 3535 734 003 | HAL - HARDWARE PC | 0.00 | 0.00 | 0.00 | 0.00 | 0.00 | 0.00 | 0.00 |
| 01 3535 734 004 | HAL - HARDWARE HE | 0.00 | 0.00 | 0.00 | 0.00 | 0.00 | 0.00 | 0.00 |
| 01 3535 734 005 | HAL - HARDWARE BMS | 0.00 | 0.00 | 0.00 | 0.00 | 0.00 | 0.00 | 0.00 |
| 01 3535 734 006 | HAL - HARDWARE AP | 0.00 | 0.00 | 0.00 | 0.00 | 0.00 | 0.00 | 0.00 |
| 01 3535 734 007 | HAL - HARDWARE SE | 0.00 | 0.00 | 0.00 | 0.00 | 0.00 | 0.00 | 0.00 |
| 01 3535 734 008 | HAL - HARDWARE BSMS | 0.00 | 0.00 | 0.00 | 0.00 | 0.00 | 0.00 | 0.00 |
| 01 3535 735 002 | HAL - SOFTWARE BE | 0.00 | 0.00 | 0.00 | 0.00 | 0.00 | 0.00 | 0.00 |
| 01 3535 735 003 | HAL - SOFTWARE PC | 0.00 | 0.00 | 0.00 | 0.00 | 0.00 | 0.00 | 0.00 |
| 01 3535 735 004 | HAL - SOFTWARE HE | 0.00 | 0.00 | 0.00 | 0.00 | 0.00 | 0.00 | 0.00 |
| 01 3535 735 005 | HAL - SOFTWARE BMS | 0.00 | 0.00 | 0.00 | 0.00 | 0.00 | 0.00 | 0.00 |
| 01 3535 735 006 | HAL - SOFTWARE AP | 0.00 | 0.00 | 0.00 | 0.00 | 0.00 | 0.00 | 0.00 |
| 01 3535 735 007 | HAL - SOFTWARE SE | 0.00 | 0.00 | 0.00 | 0.00 | 0.00 | 0.00 | 0.00 |
| 01 3535 735 008 | HAL - SOFTWARE BSMS | 0.00 | 0.00 | 0.00 | 0.00 | 0.00 | 0.00 | 0.00 |
| 01 3535 810 000 | HAL - DUES & FEES DIST | 500.00 | 0.00 | 437.00 | 87.40 | 63.00 | 0.00 | 63.00 |
| 01 3535 810 001 | HAL - DUES & FEES HS | 1,000.00 | 0.00 | 0.00 | 0.00 | 1,000.00 | 0.00 | 1,000.00 |
| 01 3535 810 002 | HAL - DUES & FEES BE | 500.00 | 0.00 | 0.00 | 0.00 | 500.00 | 0.00 | 500.00 |
| 01 3535 810 003 | HAL - DUES & FEES PC | 500.00 | 0.00 | 0.00 | 0.00 | 500.00 | 0.00 | 500.00 |
| 01 3535 810 004 | HAL - DUES & FEES HE | 500.00 | 0.00 | 0.00 | 0.00 | 500.00 | 0.00 | 500.00 |
| 01 3535 810 005 | HAL - DUES & FEES BMS | 1,000.00 | 0.00 | 0.00 | 0.00 | 1,000.00 | 0.00 | 1,000.00 |
| 01 3535 810 006 | HAL - DUES & FEES AP | 500.00 | 0.00 | 0.00 | 0.00 | 500.00 | 0.00 | 500.00 |
| 01 3535 810 007 | HAL - DUES & FEES SE | 500.00 | 0.00 | 0.00 | 0.00 | 500.00 | 0.00 | 500.00 |
| 01 3535 810 008 | HAL - DUES & FEES BSMS | 1,000.00 | 0.00 | 0.00 | 0.00 | 1,000.00 | 0.00 | 1,000.00 |

| Account Number | Account Description | Revised Budget | Expended During Month | Expenditures to Date | % of Budget | Balance at EOM | P/ O Outstanding | Unencumbered Balance |
|-----------------|---|----------------|-----------------------|----------------------|-------------|----------------|------------------|----------------------|
| 01 6408 640 003 | IDEA E/P - BOOKS & PER PC | 0.00 | 0.00 | 0.00 | 0.00 | 0.00 | 0.00 | 0.00 |
| 01 6408 640 004 | IDEA E/P - BOOKS & PER HE | 0.00 | 0.00 | 0.00 | 0.00 | 0.00 | 0.00 | 0.00 |
| 01 6408 640 006 | IDEA E/P - BOOKS & PER AP | 0.00 | 0.00 | 0.00 | 0.00 | 0.00 | 0.00 | 0.00 |
| 01 6408 650 001 | IDEA E/P - SUPPLIES TECH-REL HS | 0.00 | 0.00 | 0.00 | 0.00 | 0.00 | 0.00 | 0.00 |
| 01 6408 650 002 | IDEA E/P - SUPPLIES TECH-REL BE | 0.00 | 0.00 | 0.00 | 0.00 | 0.00 | 0.00 | 0.00 |
| 01 6408 650 003 | IDEA E/P - SUPPLIES TECH-REL PC | 0.00 | 0.00 | 0.00 | 0.00 | 0.00 | 0.00 | 0.00 |
| 01 6408 650 004 | IDEA E/P - SUPPLIES TECH-REL HE | 0.00 | 0.00 | 0.00 | 0.00 | 0.00 | 0.00 | 0.00 |
| 01 6408 650 006 | IDEA E/P - SUPPLIES TECH-REL AP | 0.00 | 0.00 | 598.00 | 0.00 | (598.00) | 0.00 | (598.00) |
| 01 6408 733 001 | IDEA E/P - FURN & EQUIP HS | 0.00 | 0.00 | 0.00 | 0.00 | 0.00 | 0.00 | 0.00 |
| 01 6408 733 002 | IDEA E/P - FURN & EQUIP BE | 0.00 | 0.00 | 0.00 | 0.00 | 0.00 | 0.00 | 0.00 |
| 01 6408 733 003 | IDEA E/P - FURN & EQUIP PC | 0.00 | 0.00 | 0.00 | 0.00 | 0.00 | 0.00 | 0.00 |
| 01 6408 733 004 | IDEA E/P - FURN & EQUIP HE | 0.00 | 0.00 | 0.00 | 0.00 | 0.00 | 0.00 | 0.00 |
| 01 6408 733 006 | IDEA E/P - FURN & EQUIP AP | 0.00 | 0.00 | 2,203.40 | 0.00 | (2,203.40) | 0.00 | (2,203.40) |
| 01 6408 734 001 | IDEA E/P - HARDWARE HS | 0.00 | 0.00 | 0.00 | 0.00 | 0.00 | 0.00 | 0.00 |
| 01 6408 734 002 | IDEA E/P - HARDWARE BE | 0.00 | 0.00 | 0.00 | 0.00 | 0.00 | 0.00 | 0.00 |
| 01 6408 734 003 | IDEA E/P - HARDWARE PC | 0.00 | 0.00 | 0.00 | 0.00 | 0.00 | 0.00 | 0.00 |
| 01 6408 734 004 | IDEA E/P - HARDWARE HE | 0.00 | 0.00 | 0.00 | 0.00 | 0.00 | 0.00 | 0.00 |
| 01 6408 734 006 | IDEA E/P - HARDWARE AP | 0.00 | 0.00 | 0.00 | 0.00 | 0.00 | 0.00 | 0.00 |
| 01 6408 735 001 | IDEA E/P - SOFTWARE HS | 0.00 | 0.00 | 0.00 | 0.00 | 0.00 | 0.00 | 0.00 |
| 01 6408 735 002 | IDEA E/P - SOFTWARE BE | 0.00 | 0.00 | 0.00 | 0.00 | 0.00 | 0.00 | 0.00 |
| 01 6408 735 003 | IDEA E/P - SOFTWARE PC | 0.00 | 0.00 | 0.00 | 0.00 | 0.00 | 0.00 | 0.00 |
| 01 6408 735 004 | IDEA E/P - SOFTWARE HE | 0.00 | 0.00 | 0.00 | 0.00 | 0.00 | 0.00 | 0.00 |
| 01 6408 735 006 | IDEA E/P - SOFTWARE AP | 0.00 | 0.00 | 0.00 | 0.00 | 0.00 | 0.00 | 0.00 |
| 01 6408 810 001 | IDEA E/P - DUES & FEES HS | 0.00 | 0.00 | 0.00 | 0.00 | 0.00 | 0.00 | 0.00 |
| 01 6408 810 002 | IDEA E/P - DUES & FEES BE | 0.00 | 0.00 | 0.00 | 0.00 | 0.00 | 0.00 | 0.00 |
| 01 6408 810 003 | IDEA E/P - DUES & FEES PC | 0.00 | 0.00 | 0.00 | 0.00 | 0.00 | 0.00 | 0.00 |
| 01 6408 810 004 | IDEA E/P - DUES & FEES HE | 0.00 | 0.00 | 0.00 | 0.00 | 0.00 | 0.00 | 0.00 |
| 01 6408 810 006 | IDEA E/P - DUES & FEES AP | 0.00 | 0.00 | 270.00 | 0.00 | (270.00) | 0.00 | (270.00) |
| 01 6408 890 001 | IDEA E/P - OTHER MISC HS | 0.00 | 0.00 | 0.00 | 0.00 | 0.00 | 0.00 | 0.00 |
| 01 6408 890 002 | IDEA E/P - OTHER MISC BE | 0.00 | 0.00 | 0.00 | 0.00 | 0.00 | 0.00 | 0.00 |
| 01 6408 890 003 | IDEA E/P - OTHER MISC PC | 0.00 | 0.00 | 0.00 | 0.00 | 0.00 | 0.00 | 0.00 |
| 01 6408 890 004 | IDEA E/P - OTHER MISC HE | 0.00 | 0.00 | 0.00 | 0.00 | 0.00 | 0.00 | 0.00 |
| 01 6408 890 006 | IDEA E/P - OTHER MISC AP | 0.00 | 0.00 | 0.00 | 0.00 | 0.00 | 0.00 | 0.00 |
| 6408 | IDEA PART B-611-BASE-EP | 943,426.93 | 72,382.56 | 300,578.66 | 31.86 | 642,848.27 | 9.95 | 642,838.32 |
| 6412 | IDEA PART B PROPORTIONATE SHARE | | | | | | | |
| 01 6412 111 000 | IDEA B PRO SHARE - SALARIES TEACHERS | 0.00 | 0.00 | 0.00 | 0.00 | 0.00 | 0.00 | 0.00 |
| 01 6412 111 002 | IDEA B PRO SHARE - SALARIES TEACHERS BE | 0.00 | 0.00 | 0.00 | 0.00 | 0.00 | 0.00 | 0.00 |
| 01 6412 111 004 | IDEA B PRO SHARE - SALARIES TEACHERS HE | 0.00 | 0.00 | 0.00 | 0.00 | 0.00 | 0.00 | 0.00 |
| 01 6412 151 000 | IDEA B PRO SHARE - ADD'L COMP TEACHERS | 0.00 | 0.00 | 0.00 | 0.00 | 0.00 | 0.00 | 0.00 |
| 01 6412 211 000 | IDEA B PRO SHARE - GROUP INS TEACHERS | 0.00 | 0.00 | 0.00 | 0.00 | 0.00 | 0.00 | 0.00 |
| 01 6412 211 002 | IDEA B PRO SHARE - GROUP INS TEACHERS BE | 0.00 | 0.00 | 0.00 | 0.00 | 0.00 | 0.00 | 0.00 |
| 01 6412 211 004 | IDEA B PRO SHARE - GROUP INS TEACHERS HE | 0.00 | 0.00 | 0.00 | 0.00 | 0.00 | 0.00 | 0.00 |
| 01 6412 221 000 | IDEA B PRO SHARE - SOC SEC TEACHERS | 0.00 | 0.00 | 0.00 | 0.00 | 0.00 | 0.00 | 0.00 |
| 01 6412 221 002 | IDEA B PRO SHARE - SOC SEC TEACHERS BE | 0.00 | 0.00 | 0.00 | 0.00 | 0.00 | 0.00 | 0.00 |
| 01 6412 221 004 | IDEA B PRO SHARE - SOC SEC TEACHERS HE | 0.00 | 0.00 | 0.00 | 0.00 | 0.00 | 0.00 | 0.00 |
| 01 6412 231 000 | IDEA B PRO SHARE - RETIREMENT TEACHERS | 0.00 | 0.00 | 0.00 | 0.00 | 0.00 | 0.00 | 0.00 |
| 01 6412 231 002 | IDEA B PRO SHARE - RETIREMENT TEACHERS BE | 0.00 | 0.00 | 0.00 | 0.00 | 0.00 | 0.00 | 0.00 |
| 01 6412 231 004 | IDEA B PRO SHARE - RETIREMENT TEACHERS HE | 0.00 | 0.00 | 0.00 | 0.00 | 0.00 | 0.00 | 0.00 |
| 01 6412 237 000 | IDEA B PRO SHARE - INCR RET CONTR | 0.00 | 0.00 | 0.00 | 0.00 | 0.00 | 0.00 | 0.00 |
| 01 6412 237 002 | IDEA B PRO SHARE - INCR RET CONTR BE | 0.00 | 0.00 | 0.00 | 0.00 | 0.00 | 0.00 | 0.00 |
| 01 6412 237 004 | IDEA B PRO SHARE - INCR RET CONTR HE | 0.00 | 0.00 | 0.00 | 0.00 | 0.00 | 0.00 | 0.00 |
| 01 6412 281 000 | IDEA B PRO SHARE - HEALTH BEN TEACHERS | 0.00 | 0.00 | 0.00 | 0.00 | 0.00 | 0.00 | 0.00 |
| 01 6412 281 002 | IDEA B PRO SHARE - HEALTH BEN TEACHERS BE | 0.00 | 0.00 | 0.00 | 0.00 | 0.00 | 0.00 | 0.00 |
| 01 6412 281 004 | IDEA B PRO SHARE - HEALTH BEN TEACHERS HE | 0.00 | 0.00 | 0.00 | 0.00 | 0.00 | 0.00 | 0.00 |
| 01 6412 590 000 | IDEA B PRO SHARE - PURCHASED SERVICES | 0.00 | 607.50 | 870.75 | 0.00 | (870.75) | 0.00 | (870.75) |

| Account Number | Account Description | Revised Budget | Expended During Month | Expenditures to Date | % of Budget | Balance at EOM | P/ O Outstanding | Unencumbered Balance |
|-----------------|--|----------------|-----------------------|----------------------|-------------|----------------|------------------|----------------------|
| 01 6925 111 006 | TITLE III ESSA ELL - SALARIES TEACHER AP | 0.00 | 0.00 | 0.00 | 0.00 | 0.00 | 0.00 | 0.00 |
| 01 6925 610 000 | TITLE III ESSA ELL - SUPPLIES DIST | 0.00 | 0.00 | 0.00 | 0.00 | 0.00 | 0.00 | 0.00 |
| 01 6925 610 002 | TITLE III ESSA ELL - SUPPLIES BE | 0.00 | 0.00 | 0.00 | 0.00 | 0.00 | 0.00 | 0.00 |
| 01 6925 610 006 | TITLE III ESSA ELL - SUPPLIES AP | 0.00 | 0.00 | 0.00 | 0.00 | 0.00 | 0.00 | 0.00 |
| 6925 | TITLE III ESSA - LIMITED ENG PROF GRANT | 0.00 | 0.00 | 0.00 | 0.00 | 0.00 | 0.00 | 0.00 |
| 6926 | TITLE III ESSA - IMMIGRANT EDUCATION | | | | | | | |
| 01 6926 610 000 | TITLE III ESSA IMMIGRANT - SUPPLIES DIST | 0.00 | 0.00 | 0.00 | 0.00 | 0.00 | 0.00 | 0.00 |
| 6926 | TITLE III ESSA - IMMIGRANT EDUCATION | 0.00 | 0.00 | 0.00 | 0.00 | 0.00 | 0.00 | 0.00 |
| 6990 | OTHER FED CATEGORICAL RECEIPTS | | | | | | | |
| 01 6990 610 002 | TITLE III ESSA IMMIGRANT - SUPPLIES BE | 0.00 | 0.00 | 0.00 | 0.00 | 0.00 | 0.00 | 0.00 |
| 01 6990 610 006 | TITLE III ESSA IMMIGRANT - SUPPLIES AP | 0.00 | 0.00 | 0.00 | 0.00 | 0.00 | 0.00 | 0.00 |
| 6990 | OTHER FED CATEGORICAL RECEIPTS | 0.00 | 0.00 | 0.00 | 0.00 | 0.00 | 0.00 | 0.00 |
| 6997 | ESSER II | | | | | | | |
| 01 6997 111 000 | ESSER II - SALARIES TEACHERS DIST | 0.00 | 0.00 | 0.00 | 0.00 | 0.00 | 0.00 | 0.00 |
| 01 6997 111 002 | ESSER II - SALARIES TEACHERS BE | 0.00 | 0.00 | 0.00 | 0.00 | 0.00 | 0.00 | 0.00 |
| 01 6997 151 000 | ESSER II - ADD'L COMP TEACHERS DIST | 0.00 | 0.00 | 0.00 | 0.00 | 0.00 | 0.00 | 0.00 |
| 01 6997 151 002 | ESSER II - ADD'L COMP TEACHERS BE | 0.00 | 0.00 | 0.00 | 0.00 | 0.00 | 0.00 | 0.00 |
| 01 6997 211 000 | ESSER II - GROUP INS TEACHERS/PROF DIST | 0.00 | 0.00 | 0.00 | 0.00 | 0.00 | 0.00 | 0.00 |
| 01 6997 211 002 | ESSER II - GROUP INS TEACHERS/PROF BE | 0.00 | 0.00 | 0.00 | 0.00 | 0.00 | 0.00 | 0.00 |
| 01 6997 221 000 | ESSER II - SOC SEC TEACHERS/PROF DIST | 0.00 | 0.00 | 0.00 | 0.00 | 0.00 | 0.00 | 0.00 |
| 01 6997 221 002 | ESSER II - SOC SEC TEACHERS/PROF BE | 0.00 | 0.00 | 0.00 | 0.00 | 0.00 | 0.00 | 0.00 |
| 01 6997 231 000 | ESSER II - RETIREMENT TEACHERS/PROF DIST | 0.00 | 0.00 | 0.00 | 0.00 | 0.00 | 0.00 | 0.00 |
| 01 6997 231 002 | ESSER II - RETIREMENT TEACHERS/PROF BE | 0.00 | 0.00 | 0.00 | 0.00 | 0.00 | 0.00 | 0.00 |
| 01 6997 237 000 | ESSER II - INCR RET CONTR DIST | 0.00 | 0.00 | 0.00 | 0.00 | 0.00 | 0.00 | 0.00 |
| 01 6997 237 002 | ESSER II - INCR RET CONTR BE | 0.00 | 0.00 | 0.00 | 0.00 | 0.00 | 0.00 | 0.00 |
| 01 6997 281 000 | ESSER II - HEALTH BEN TEACHERS/PROF DIST | 0.00 | 0.00 | 0.00 | 0.00 | 0.00 | 0.00 | 0.00 |
| 01 6997 281 002 | ESSER II - HEALTH BEN TEACHERS/PROF BE | 0.00 | 0.00 | 0.00 | 0.00 | 0.00 | 0.00 | 0.00 |
| 6997 | ESSER II | 0.00 | 0.00 | 0.00 | 0.00 | 0.00 | 0.00 | 0.00 |
| 6998 | ESSER III | | | | | | | |
| 01 6998 640 000 | ESSER III - BOOKS & PERIODICALS DIST | 0.00 | 0.00 | 0.00 | 0.00 | 0.00 | 0.00 | 0.00 |
| 01 6998 640 002 | ESSER III - BOOKS & PERIODICALS BE | 0.00 | 0.00 | 124,997.80 | 0.00 | (124,997.80) | 0.00 | (124,997.80) |
| 01 6998 640 003 | ESSER III - BOOKS & PERIODICALS PC | 0.00 | 0.00 | 124,997.80 | 0.00 | (124,997.80) | 0.00 | (124,997.80) |
| 01 6998 640 004 | ESSER III - BOOKS & PERIODICALS HE | 0.00 | 0.00 | 124,997.80 | 0.00 | (124,997.80) | 0.00 | (124,997.80) |
| 01 6998 640 005 | ESSER III - BOOKS & PERIODICALS BMS | 0.00 | 0.00 | 0.00 | 0.00 | 0.00 | 0.00 | 0.00 |
| 01 6998 640 006 | ESSER III - BOOKS & PERIODICALS AP | 0.00 | 0.00 | 124,997.80 | 0.00 | (124,997.80) | 0.00 | (124,997.80) |
| 01 6998 640 007 | ESSER III - BOOKS & PERIODICALS SE | 0.00 | 0.00 | 124,997.80 | 0.00 | (124,997.80) | 0.00 | (124,997.80) |
| 01 6998 640 008 | ESSER III - BOOKS & PERIODICALS BSMS | 0.00 | 0.00 | 0.00 | 0.00 | 0.00 | 0.00 | 0.00 |
| 6998 | ESSER III | 0.00 | 0.00 | 624,989.00 | 0.00 | (624,989.00) | 0.00 | (624,989.00) |
| 8000 | TRANSFERS (OUTGOING) | | | | | | | |
| 01 8000 912 001 | TRANSFERS TO SCHOOL NUTRITION FUND HS | 0.00 | 0.00 | 0.00 | 0.00 | 0.00 | 0.00 | 0.00 |
| 01 8000 912 002 | TRANSFERS TO SCHOOL NUTRITION FUND BE | 0.00 | 0.00 | 0.00 | 0.00 | 0.00 | 0.00 | 0.00 |
| 01 8000 912 003 | TRANSFERS TO SCHOOL NUTRITION FUND PC | 0.00 | 0.00 | 0.00 | 0.00 | 0.00 | 0.00 | 0.00 |
| 01 8000 912 004 | TRANSFERS TO SCHOOL NUTRITION FUND HE | 0.00 | 0.00 | 0.00 | 0.00 | 0.00 | 0.00 | 0.00 |
| 01 8000 912 006 | TRANSFERS TO SCHOOL NUTRITION FUND AP | 0.00 | 0.00 | 0.00 | 0.00 | 0.00 | 0.00 | 0.00 |
| 01 8000 913 001 | TRANSFERS TO ACTIVITY FUND HS | 50,000.00 | 0.00 | 0.00 | 0.00 | 50,000.00 | 0.00 | 50,000.00 |
| 01 8000 913 002 | TRANSFERS TO ACTIVITY FUND BE | 0.00 | 0.00 | 0.00 | 0.00 | 0.00 | 0.00 | 0.00 |
| 01 8000 913 003 | TRANSFERS TO ACTIVITY FUND PC | 0.00 | 0.00 | 0.00 | 0.00 | 0.00 | 0.00 | 0.00 |
| 01 8000 913 004 | TRANSFERS TO ACTIVITY FUND HE | 0.00 | 0.00 | 0.00 | 0.00 | 0.00 | 0.00 | 0.00 |
| 01 8000 913 005 | TRANSFERS TO ACTIVITY FUND BMS | 12,500.00 | 0.00 | 0.00 | 0.00 | 12,500.00 | 0.00 | 12,500.00 |
| 01 8000 913 006 | TRANSFERS TO ACTIVITY FUND AP | 0.00 | 0.00 | 0.00 | 0.00 | 0.00 | 0.00 | 0.00 |
| 01 8000 913 007 | TRANSFERS TO ACTIVITY FUND SE | 0.00 | 0.00 | 0.00 | 0.00 | 0.00 | 0.00 | 0.00 |
| 01 8000 913 008 | TRANSFERS TO ACTIVITY FUND BSMS | 12,500.00 | 0.00 | 0.00 | 0.00 | 12,500.00 | 0.00 | 12,500.00 |
| 8000 | TRANSFERS (OUTGOING) | 75,000.00 | 0.00 | 0.00 | 0.00 | 75,000.00 | 0.00 | 75,000.00 |

| Account Number | Account Description | Revised Budget | Expended During Month | Expenditures to Date | % of Budget | Balance at EOM | P/ O Outstanding | Unencumbered Balance |
|-----------------|--------------------------------|----------------|-----------------------|----------------------|-------------|----------------|------------------|----------------------|
| 9000 | NON-PROGRAM EXPENDITURES | | | | | | | |
| 01 9000 890 000 | NON-PROG EXP - OTHER MISC DIST | 0.00 | 0.00 | 0.00 | 0.00 | 0.00 | 0.00 | 0.00 |
| 01 9000 890 001 | NON-PROG EXP - OTHER MISC HS | 0.00 | 0.00 | 0.00 | 0.00 | 0.00 | 0.00 | 0.00 |
| 01 9000 890 002 | NON-PROG EXP - OTHER MISC BE | 0.00 | 0.00 | 0.00 | 0.00 | 0.00 | 0.00 | 0.00 |
| 01 9000 890 003 | NON-PROG EXP - OTHER MISC PC | 0.00 | 0.00 | 0.00 | 0.00 | 0.00 | 0.00 | 0.00 |
| 01 9000 890 004 | NON-PROG EXP - OTHER MISC HE | 0.00 | 0.00 | 0.00 | 0.00 | 0.00 | 0.00 | 0.00 |
| 01 9000 890 005 | NON-PROG EXP - OTHER MISC BMS | 0.00 | 0.00 | 0.00 | 0.00 | 0.00 | 0.00 | 0.00 |
| 01 9000 890 006 | NON-PROG EXP - OTHER MISC AP | 0.00 | 0.00 | 0.00 | 0.00 | 0.00 | 0.00 | 0.00 |
| 01 9000 890 007 | NON-PROG EXP - OTHER MISC SE | 0.00 | 0.00 | 0.00 | 0.00 | 0.00 | 0.00 | 0.00 |
| 01 9000 890 008 | NON-PROG EXP - OTHER MISC BSMS | 0.00 | 0.00 | 0.00 | 0.00 | 0.00 | 0.00 | 0.00 |
| 9000 | NON-PROGRAM EXPENDITURES | 0.00 | 0.00 | 0.00 | 0.00 | 0.00 | 0.00 | 0.00 |
| 01 | GENFRAL FUND CHECKING | 51,537,939.30 | 3,901,605.03 | 17,149,483.86 | 33.66 | 34,388,455.44 | 199,029.38 | 34,189,426.06 |

| Account Number | Account Description | Revised Budget | Expended During Month | Expenditures to Date | % of Budget | Balance at EOM | P/ O Outstanding | Unencumbered Balance |
|-----------------|-------------------------|----------------|-----------------------|----------------------|-------------|----------------|------------------|----------------------|
| 02 | NUTRITION SERVICES | | | | | | | |
| 3100 | FOOD SERVICE OPERATIONS | | | | | | | |
| 02 3100 110 000 | SALARIES COOKS DIST | 83,900.00 | 6,991.67 | 27,966.68 | 33.33 | 55,933.32 | 0.00 | 55,933.32 |
| 02 3100 110 001 | SALARIES COOKS HS | 0.00 | 9,277.13 | 30,517.28 | 0.00 | (30,517.28) | 0.00 | (30,517.28) |
| 02 3100 110 002 | SALARIES COOKS BE | 0.00 | 7,347.09 | 27,461.94 | 0.00 | (27,461.94) | 0.00 | (27,461.94) |
| 02 3100 110 003 | SALARIES COOKS PC | 0.00 | 7,701.58 | 29,229.13 | 0.00 | (29,229.13) | 0.00 | (29,229.13) |
| 02 3100 110 004 | SALARIES COOKS HE | 0.00 | 8,761.25 | 23,159.32 | 0.00 | (23,159.32) | 0.00 | (23,159.32) |
| 02 3100 110 005 | SALARIES COOKS BMS | 0.00 | 8,684.40 | 33,820.06 | 0.00 | (33,820.06) | 0.00 | (33,820.06) |
| 02 3100 110 006 | SALARIES COOKS AP | 0.00 | 4,696.19 | 22,720.22 | 0.00 | (22,720.22) | 0.00 | (22,720.22) |
| 02 3100 110 007 | SALARIES COOKS SE | 0.00 | 6,289.93 | 19,690.27 | 0.00 | (19,690.27) | 0.00 | (19,690.27) |
| 02 3100 110 008 | SALARIES COOKS BSMS | 0.00 | 8,958.51 | 32,447.26 | 0.00 | (32,447.26) | 0.00 | (32,447.26) |
| 02 3100 120 001 | SUB COOK SALARIES HS | 0.00 | 4,003.69 | 13,763.97 | 0.00 | (13,763.97) | 0.00 | (13,763.97) |
| 02 3100 120 002 | SUB COOK SALARIES BE | 0.00 | 487.85 | 1,609.04 | 0.00 | (1,609.04) | 0.00 | (1,609.04) |
| 02 3100 120 003 | SUB COOK SALARIES PC | 0.00 | 230.74 | 539.55 | 0.00 | (539.55) | 0.00 | (539.55) |
| 02 3100 120 004 | SUB COOK SALARIES HE | 0.00 | 1,242.12 | 7,585.24 | 0.00 | (7,585.24) | 0.00 | (7,585.24) |
| 02 3100 120 005 | SUB COOK SALARIES BMS | 0.00 | 121.85 | 350.76 | 0.00 | (350.76) | 0.00 | (350.76) |
| 02 3100 120 006 | SUB COOK SALARIES AP | 0.00 | 1,337.29 | 1,814.17 | 0.00 | (1,814.17) | 0.00 | (1,814.17) |
| 02 3100 120 007 | SUB COOK SALARIES SE | 0.00 | 0.00 | 3,058.11 | 0.00 | (3,058.11) | 0.00 | (3,058.11) |
| 02 3100 120 008 | SUB COOK SALARIES BSMS | 0.00 | 1,351.17 | 5,524.37 | 0.00 | (5,524.37) | 0.00 | (5,524.37) |
| 02 3100 130 000 | OT COOKS DIST | 0.00 | 0.00 | 0.00 | 0.00 | 0.00 | 0.00 | 0.00 |
| 02 3100 130 001 | OT COOKS HS | 0.00 | 0.00 | 0.00 | 0.00 | 0.00 | 0.00 | 0.00 |
| 02 3100 130 002 | OT COOKS BE | 0.00 | 0.00 | 0.00 | 0.00 | 0.00 | 0.00 | 0.00 |
| 02 3100 130 003 | OT COOKS PC | 0.00 | 0.00 | 0.00 | 0.00 | 0.00 | 0.00 | 0.00 |
| 02 3100 130 004 | OT COOKS HE | 0.00 | 0.00 | 0.00 | 0.00 | 0.00 | 0.00 | 0.00 |
| 02 3100 130 005 | OT COOKS BMS | 0.00 | 49.06 | 155.86 | 0.00 | (155.86) | 0.00 | (155.86) |
| 02 3100 130 006 | OT COOKS AP | 0.00 | 4.56 | 60.15 | 0.00 | (60.15) | 0.00 | (60.15) |
| 02 3100 130 007 | OT COOKS SE | 0.00 | 0.00 | 0.00 | 0.00 | 0.00 | 0.00 | 0.00 |
| 02 3100 130 008 | OT COOKS BSMS | 0.00 | 0.00 | 21.14 | 0.00 | (21.14) | 0.00 | (21.14) |
| 02 3100 150 000 | ADD'L COMP COOKS DIST | 218.14 | 18.18 | 72.72 | 33.34 | 145.42 | 0.00 | 145.42 |
| 02 3100 150 001 | ADD'L COMP COOKS HS | 0.00 | 22.70 | 75.80 | 0.00 | (75.80) | 0.00 | (75.80) |
| 02 3100 150 002 | ADD'L COMP COOKS BE | 0.00 | 13.38 | 53.52 | 0.00 | (53.52) | 0.00 | (53.52) |
| 02 3100 150 003 | ADD'L COMP COOKS PC | 0.00 | 12.16 | 48.64 | 0.00 | (48.64) | 0.00 | (48.64) |
| 02 3100 150 004 | ADD'L COMP COOKS HE | 0.00 | 12.21 | 44.09 | 0.00 | (44.09) | 0.00 | (44.09) |
| 02 3100 150 005 | ADD'L COMP COOKS BMS | 0.00 | 18.14 | 72.56 | 0.00 | (72.56) | 0.00 | (72.56) |
| 02 3100 150 006 | ADD'L COMP COOKS AP | 0.00 | 11.91 | 47.64 | 0.00 | (47.64) | 0.00 | (47.64) |
| 02 3100 150 007 | ADD'L COMP COOKS SE | 0.00 | 12.64 | 40.20 | 0.00 | (40.20) | 0.00 | (40.20) |
| 02 3100 150 008 | ADD'L COMP COOKS BSMS | 0.00 | 18.02 | 67.88 | 0.00 | (67.88) | 0.00 | (67.88) |
| 02 3100 210 000 | GROUP INS COOKS DIST | 27,442.08 | 2,286.84 | 9,147.36 | 33.33 | 18,294.72 | 0.00 | 18,294.72 |
| 02 3100 210 001 | GROUP INS COOKS HS | 0.00 | 657.19 | 2,613.16 | 0.00 | (2,613.16) | 0.00 | (2,613.16) |
| 02 3100 210 002 | GROUP INS COOKS BE | 0.00 | 646.79 | 2,587.16 | 0.00 | (2,587.16) | 0.00 | (2,587.16) |
| 02 3100 210 003 | GROUP INS COOKS PC | 0.00 | 20.80 | 83.20 | 0.00 | (83.20) | 0.00 | (83.20) |
| 02 3100 210 004 | GROUP INS COOKS HE | 0.00 | 651.47 | 2,578.15 | 0.00 | (2,578.15) | 0.00 | (2,578.15) |
| 02 3100 210 005 | GROUP INS COOKS BMS | 0.00 | 651.99 | 2,607.96 | 0.00 | (2,607.96) | 0.00 | (2,607.96) |
| 02 3100 210 006 | GROUP INS COOKS AP | 0.00 | 37.86 | 163.57 | 0.00 | (163.57) | 0.00 | (163.57) |
| 02 3100 210 007 | GROUP INS COOKS SE | 0.00 | 644.19 | 2,566.36 | 0.00 | (2,566.36) | 0.00 | (2,566.36) |
| 02 3100 210 008 | GROUP INS COOKS BSMS | 0.00 | 644.19 | 2,576.76 | 0.00 | (2,576.76) | 0.00 | (2,576.76) |
| 02 3100 220 000 | SOC SEC COOKS DIST | 6,435.04 | 526.71 | 2,106.84 | 32.74 | 4,328.20 | 0.00 | 4,328.20 |
| 02 3100 220 001 | SOC SEC COOKS HS | 0.00 | 1,017.25 | 3,391.38 | 0.00 | (3,391.38) | 0.00 | (3,391.38) |
| 02 3100 220 002 | SOC SEC COOKS BE | 0.00 | 547.28 | 2,018.98 | 0.00 | (2,018.98) | 0.00 | (2,018.98) |
| 02 3100 220 003 | SOC SEC COOKS PC | 0.00 | 626.35 | 2,355.51 | 0.00 | (2,355.51) | 0.00 | (2,355.51) |
| 02 3100 220 004 | SOC SEC COOKS HE | 0.00 | 724.16 | 2,187.19 | 0.00 | (2,187.19) | 0.00 | (2,187.19) |
| 02 3100 220 005 | SOC SEC COOKS BMS | 0.00 | 678.33 | 2,629.58 | 0.00 | (2,629.58) | 0.00 | (2,629.58) |
| 02 3100 220 006 | SOC SEC COOKS AP | 0.00 | 474.10 | 1,930.24 | 0.00 | (1,930.24) | 0.00 | (1,930.24) |
| 02 3100 220 007 | SOC SEC COOKS SE | 0.00 | 481.15 | 1,739.35 | 0.00 | (1,739.35) | 0.00 | (1,739.35) |
| 02 3100 220 008 | SOC SEC COOKS BSMS | 0.00 | 789.54 | 2,909.60 | 0.00 | (2,909.60) | 0.00 | (2,909.60) |

01/04/2024 02:59 PM

Regular; Processing Month 12/2023

User ID: MDT

| Account Number | Account Description | Revised Budget | Expended During Month | Expenditures to Date | % of Budget | Balance at EOM | P/ O Outstanding | Unencumbered Balance |
|-----------------|---------------------------------|----------------|-----------------------|----------------------|-------------|----------------|------------------|----------------------|
| 02 3100 230 000 | RETIREMENT COOKS DIST | 8,287.47 | 513.89 | 2,055.56 | 24.80 | 6,231.91 | 0.00 | 6,231.91 |
| 02 3100 230 001 | RETIREMENT COOKS HS | 0.00 | 824.05 | 2,797.89 | 0.00 | (2,797.89) | 0.00 | (2,797.89) |
| 02 3100 230 002 | RETIREMENT COOKS BE | 0.00 | 540.01 | 2,018.44 | 0.00 | (2,018.44) | 0.00 | (2,018.44) |
| 02 3100 230 003 | RETIREMENT COOKS PC | 0.00 | 573.99 | 2,164.70 | 0.00 | (2,164.70) | 0.00 | (2,164.70) |
| 02 3100 230 004 | RETIREMENT COOKS HE | 0.00 | 643.95 | 1,618.82 | 0.00 | (1,618.82) | 0.00 | (1,618.82) |
| 02 3100 230 005 | RETIREMENT COOKS BMS | 0.00 | 641.92 | 2,497.25 | 0.00 | (2,497.25) | 0.00 | (2,497.25) |
| 02 3100 230 006 | RETIREMENT COOKS AP | 0.00 | 345.51 | 1,674.36 | 0.00 | (1,674.36) | 0.00 | (1,674.36) |
| 02 3100 230 007 | RETIREMENT COOKS SE | 0.00 | 462.31 | 1,451.24 | 0.00 | (1,451.24) | 0.00 | (1,451.24) |
| 02 3100 230 008 | RETIREMENT COOKS BSMS | 0.00 | 658.45 | 2,403.03 | 0.00 | (2,403.03) | 0.00 | (2,403.03) |
| 02 3100 237 000 | INCR RET CONTR DIST | 0.00 | 176.74 | 706.96 | 0.00 | (706.96) | 0.00 | (706.96) |
| 02 3100 237 001 | INCR RET CONTR HS | 0.00 | 283.41 | 962.37 | 0.00 | (962.37) | 0.00 | (962.37) |
| 02 3100 237 002 | INCR RET CONTR BE | 0.00 | 185.72 | 694.17 | 0.00 | (694.17) | 0.00 | (694.17) |
| 02 3100 237 003 | INCR RET CONTR PC | 0.00 | 197.42 | 744.50 | 0.00 | (744.50) | 0.00 | (744.50) |
| 02 3100 237 004 | INCR RET CONTR HE | 0.00 | 221.46 | 556.75 | 0.00 | (556.75) | 0.00 | (556.75) |
| 02 3100 237 005 | INCR RET CONTR BMS | 0.00 | 220.76 | 858.84 | 0.00 | (858.84) | 0.00 | (858.84) |
| 02 3100 237 006 | INCR RET CONTR AP | 0.00 | 118.82 | 575.84 | 0.00 | (575.84) | 0.00 | (575.84) |
| 02 3100 237 007 | INCR RET CONTR SE | 0.00 | 159.00 | 499.12 | 0.00 | (499.12) | 0.00 | (499.12) |
| 02 3100 237 008 | INCR RET CONTR BSMS | 0.00 | 226.45 | 826.42 | 0.00 | (826.42) | 0.00 | (826.42) |
| 02 3100 280 000 | HEALTH BEN COOKS DIST | 0.00 | 0.00 | 0.00 | 0.00 | 0.00 | 0.00 | 0.00 |
| 02 3100 280 001 | HEALTH BEN NON-INSTR HS | 0.00 | 0.00 | 0.00 | 0.00 | 0.00 | 0.00 | 0.00 |
| 02 3100 280 002 | HEALTH BEN NON-INSTR BE | 0.00 | 0.00 | 0.00 | 0.00 | 0.00 | 0.00 | 0.00 |
| 02 3100 280 003 | HEALTH BEN NON-INSTR PC | 0.00 | 250.00 | 1,000.00 | 0.00 | (1,000.00) | 0.00 | (1,000.00) |
| 02 3100 280 004 | HEALTH BEN NON-INSTR HE | 0.00 | 0.00 | 0.00 | 0.00 | 0.00 | 0.00 | 0.00 |
| 02 3100 280 005 | HEALTH BEN NON-INSTR BMS | 0.00 | 0.00 | 0.00 | 0.00 | 0.00 | 0.00 | 0.00 |
| 02 3100 280 006 | HEALTH BEN NON-INSTR AP | 0.00 | 220.49 | 881.96 | 0.00 | (881.96) | 0.00 | (881.96) |
| 02 3100 280 007 | HEALTH BEN NON-INSTR SE | 0.00 | 0.00 | 0.00 | 0.00 | 0.00 | 0.00 | 0.00 |
| 02 3100 280 008 | HEALTH BEN NON-INSTR BSMS | 0.00 | 0.00 | 0.00 | 0.00 | 0.00 | 0.00 | 0.00 |
| 02 3100 431 001 | REPAIRS & MAINT HS | 0.00 | 0.00 | 2,780.50 | 0.00 | (2,780.50) | 999.79 | (3,780.29) |
| 02 3100 431 002 | REPAIRS & MAINT BE | 0.00 | 0.00 | 346.78 | 0.00 | (346.78) | 0.00 | (346.78) |
| 02 3100 431 003 | REPAIRS & MAINT PC | 0.00 | 0.00 | 2,957.93 | 0.00 | (2,957.93) | 2,752.34 | (5,710.27) |
| 02 3100 431 004 | REPAIRS & MAINT HE | 0.00 | 0.00 | 2,015.80 | 0.00 | (2,015.80) | 0.00 | (2,015.80) |
| 02 3100 431 005 | REPAIRS & MAINT BMS | 0.00 | 0.00 | 2,572.85 | 0.00 | (2,572.85) | 0.00 | (2,572.85) |
| 02 3100 431 006 | REPAIRS & MAINT AP | 0.00 | 0.00 | 2,859.20 | 0.00 | (2,859.20) | 0.00 | (2,859.20) |
| 02 3100 431 007 | REPAIRS & MAINT SE | 0.00 | 0.00 | 0.00 | 0.00 | 0.00 | 0.00 | 0.00 |
| 02 3100 431 008 | REPAIRS & MAINT BSMS | 0.00 | 0.00 | 1,922.38 | 0.00 | (1,922.38) | 0.00 | (1,922.38) |
| 02 3100 440 001 | RENTALS HS | 0.00 | 0.00 | 0.00 | 0.00 | 0.00 | 0.00 | 0.00 |
| 02 3100 440 002 | RENTALS BE | 0.00 | 0.00 | 0.00 | 0.00 | 0.00 | 0.00 | 0.00 |
| 02 3100 440 003 | RENTALS PC | 0.00 | 0.00 | 0.00 | 0.00 | 0.00 | 0.00 | 0.00 |
| 02 3100 440 004 | RENTALS HE | 0.00 | 0.00 | 0.00 | 0.00 | 0.00 | 0.00 | 0.00 |
| 02 3100 440 005 | RENTALS BMS | 0.00 | 0.00 | 0.00 | 0.00 | 0.00 | 0.00 | 0.00 |
| 02 3100 440 006 | RENTALS AP | 0.00 | 0.00 | 0.00 | 0.00 | 0.00 | 0.00 | 0.00 |
| 02 3100 440 007 | RENTALS SE | 0.00 | 0.00 | 0.00 | 0.00 | 0.00 | 0.00 | 0.00 |
| 02 3100 440 008 | RENTALS BSMS | 0.00 | 0.00 | 0.00 | 0.00 | 0.00 | 0.00 | 0.00 |
| 02 3100 580 000 | TRAVEL EXPENSE AND MILEAGE DIST | 0.00 | 0.00 | 407.38 | 0.00 | (407.38) | 0.00 | (407.38) |
| 02 3100 610 000 | SUPPLIES DISTRICT | 0.00 | 28.00 | 856.89 | 0.00 | (856.89) | 27.11 | (884.00) |
| 02 3100 610 001 | SUPPLIES HS | 0.00 | 487.11 | 11,360.09 | 0.00 | (11,360.09) | 526.77 | (11,886.86) |
| 02 3100 610 002 | SUPPLIES BE | 0.00 | 293.45 | 5,282.65 | 0.00 | (5,282.65) | 725.95 | (6,008.60) |
| 02 3100 610 003 | SUPPLIES PC | 0.00 | 1,013.53 | 7,305.41 | 0.00 | (7,305.41) | 52.62 | (7,358.03) |
| 02 3100 610 004 | SUPPLIES HE | 0.00 | 915.20 | 6,126.48 | 0.00 | (6,126.48) | 583.84 | (6,710.32) |
| 02 3100 610 005 | SUPPLIES BMS | 0.00 | 767.41 | 13,084.56 | 0.00 | (13,084.56) | 697.93 | (13,782.49) |
| 02 3100 610 006 | SUPPLIES AP | 0.00 | 625.76 | 5,320.28 | 0.00 | (5,320.28) | 545.55 | (5,865.83) |
| 02 3100 610 007 | SUPPLIES SE | 0.00 | 388.21 | 4,801.97 | 0.00 | (4,801.97) | 19.98 | (4,821.95) |
| 02 3100 610 008 | SUPPLIES BSMS | 0.00 | 853.44 | 14,857.00 | 0.00 | (14,857.00) | 144.85 | (15,001.85) |
| 02 3100 630 001 | FOOD HS | 0.00 | 20,195.44 | 145,135.75 | 0.00 | (145,135.75) | 55.92 | (145,191.67) |
| 02 3100 630 002 | FOOD BE | 0.00 | 7,141.97 | 46,222.33 | 0.00 | (46,222.33) | 7.67 | (46,230.00) |

| Account Number | Account Description | Revised Budget | Expended During Month | Expenditures to Date | % of Budget | Balance at EOM | P/ O Outstanding | Unencumbered Balance |
|-----------------|------------------------------|----------------|-----------------------|----------------------|-------------|----------------|------------------|----------------------|
| 02 3100 630 003 | FOOD PC | 0.00 | 10,763.71 | 71,181.26 | 0.00 | (71,181.26) | 12.98 | (71,194.24) |
| 02 3100 630 004 | FOOD HE | 0.00 | 9,343.44 | 53,058.85 | 0.00 | (53,058.85) | 0.00 | (53,058.85) |
| 02 3100 630 005 | FOOD BMS | 0.00 | 7,770.26 | 64,802.71 | 0.00 | (64,802.71) | 0.00 | (64,802.71) |
| 02 3100 630 006 | FOOD AP | 0.00 | 6,028.47 | 42,122.65 | 0.00 | (42,122.65) | 0.00 | (42,122.65) |
| 02 3100 630 007 | FOOD SE | 0.00 | 6,117.57 | 44,256.20 | 0.00 | (44,256.20) | 50.94 | (44,307.14) |
| 02 3100 630 008 | FOOD BSMS | 0.00 | 7,579.09 | 66,877.20 | 0.00 | (66,877.20) | 44.95 | (66,922.15) |
| 02 3100 733 000 | FURNITURE AND EQUIPMENT DIST | 0.00 | 0.00 | 330.00 | 0.00 | (330.00) | 0.00 | (330.00) |
| 02 3100 733 001 | FURNITURE AND EQUIPMENT HS | 0.00 | 0.00 | 3,978.80 | 0.00 | (3,978.80) | 0.00 | (3,978.80) |
| 02 3100 733 002 | FURNITURE AND EQUIPMENT BE | 0.00 | 0.00 | 0.00 | 0.00 | 0.00 | 0.00 | 0.00 |
| 02 3100 733 003 | FURNITURE AND EQUIPMENT PC | 0.00 | 0.00 | 0.00 | 0.00 | 0.00 | 0.00 | 0.00 |
| 02 3100 733 004 | FURNITURE AND EQUIPMENT HE | 0.00 | 0.00 | 0.00 | 0.00 | 0.00 | 0.00 | 0.00 |
| 02 3100 733 005 | FURNITURE AND EQUIPMENT BMS | 0.00 | 0.00 | 59.36 | 0.00 | (59.36) | 0.00 | (59.36) |
| 02 3100 733 006 | FURNITURE AND EQUIPMENT AP | 0.00 | 0.00 | 0.00 | 0.00 | 0.00 | 0.00 | 0.00 |
| 02 3100 733 007 | FURNITURE AND EQUIPMENT SE | 0.00 | 0.00 | 0.00 | 0.00 | 0.00 | 0.00 | 0.00 |
| 02 3100 733 008 | FURNITURE AND EQUIPMENT BSMS | 0.00 | 0.00 | 0.00 | 0.00 | 0.00 | 0.00 | 0.00 |
| 02 3100 735 000 | SOFTWARE DISTRICT | 0.00 | 0.00 | 0.00 | 0.00 | 0.00 | 0.00 | 0.00 |
| 02 3100 735 001 | COMPUTER SOFTWARE HS | 0.00 | 0.00 | 1,727.80 | 0.00 | (1,727.80) | 0.00 | (1,727.80) |
| 02 3100 735 002 | COMPUTER SOFTWARE BE | 0.00 | 0.00 | 1,727.80 | 0.00 | (1,727.80) | 0.00 | (1,727.80) |
| 02 3100 735 003 | COMPUTER SOFTWARE PC | 0.00 | 0.00 | 1,727.80 | 0.00 | (1,727.80) | 0.00 | (1,727.80) |
| 02 3100 735 004 | COMPUTER SOFTWARE HE | 0.00 | 0.00 | 1,727.80 | 0.00 | (1,727.80) | 0.00 | (1,727.80) |
| 02 3100 735 005 | COMPUTER SOFTWARE BMS | 0.00 | 0.00 | 1,727.80 | 0.00 | (1,727.80) | 0.00 | (1,727.80) |
| 02 3100 735 006 | COMPUTER SOFTWARE AP | 0.00 | 0.00 | 1,727.80 | 0.00 | (1,727.80) | 0.00 | (1,727.80) |
| 02 3100 735 007 | COMPUTER SOFTWARE SE | 0.00 | 0.00 | 1,727.76 | 0.00 | (1,727.76) | 0.00 | (1,727.76) |
| 02 3100 735 008 | COMPUTER SOFTWARE BSMS | 0.00 | 0.00 | 1,727.80 | 0.00 | (1,727.80) | 0.00 | (1,727.80) |
| 02 3100 890 000 | OTHER MISC EXPENSES DIST | 0.00 | 0.00 | 667.73 | 0.00 | (667.73) | 0.00 | (667.73) |
| 02 3100 890 001 | OTHER MISC EXPENSES HS | 0.00 | 0.00 | 388.95 | 0.00 | (388.95) | 0.00 | (388.95) |
| 02 3100 890 002 | OTHER MISC EXPENSES BE | 0.00 | 0.00 | 51.50 | 0.00 | (51.50) | 0.00 | (51.50) |
| 02 3100 890 003 | OTHER MISC EXPENSES PC | 0.00 | 0.00 | 20.30 | 0.00 | (20.30) | 0.00 | (20.30) |
| 02 3100 890 004 | OTHER MISC EXPENSES HE | 0.00 | 0.00 | 68.20 | 0.00 | (68.20) | 0.00 | (68.20) |
| 02 3100 890 005 | OTHER MISC EXPENSES BMS | 0.00 | 0.00 | 24.60 | 0.00 | (24.60) | 0.00 | (24.60) |
| 02 3100 890 006 | OTHER MISC EXPENSES AP | 0.00 | 0.00 | 0.00 | 0.00 | 0.00 | 0.00 | 0.00 |
| 02 3100 890 007 | OTHER MISC EXPENSES SE | 0.00 | 0.00 | 162.25 | 0.00 | (162.25) | 0.00 | (162.25) |
| 02 3100 890 008 | OTHER MISC EXPENSES BSMS | 0.00 | 0.00 | 0.00 | 0.00 | 0.00 | 0.00 | 0.00 |
| 3100 | FOOD SERVICE OPERATIONS | 126,282.73 | 177,558.02 | 993,287.29 | 792.30 | (867,004.56) | 7,249.19 | (874,253.75) |
| 02 | NUTRITION SERVICES | 126,282.73 | 177,558.02 | 993,287.29 | 792.30 | (867,004.56) | 7,249.19 | (874,253.75) |

| Account Number | Account Description | Revised Budget | Expended During Month | Expenditures to Date | % of Budget | Balance at EOM | P/ O Outstanding | Unencumbered Balance |
|-----------------|---------------------------------------|----------------|-----------------------|----------------------|-------------|--------------------|------------------|----------------------|
| 03 | DEPRECIATION | | | | | | | |
| 1100 | REGULAR INSTRUCTIONAL PROGRAMS | | | | | | | |
| 03 1100 640 000 | REG INSTR - BOOKS & PERIODICALS DIST | 0.00 | 0.00 | 0.00 | 0.00 | 0.00 | 0.00 | 0.00 |
| 03 1100 733 000 | REG INSTR - FURN & EQUIP DIST | 0.00 | 0.00 | 0.00 | 0.00 | 0.00 | 0.00 | 0.00 |
| 03 1100 734 000 | REG INSTR - HARDWARE DIST | 0.00 | 0.00 | 0.00 | 0.00 | 0.00 | 0.00 | 0.00 |
| 1100 | REGULAR INSTRUCTIONAL PROGRAMS | <u>0.00</u> | <u>0.00</u> | <u>0.00</u> | <u>0.00</u> | <u>0.00</u> | <u>0.00</u> | <u>0.00</u> |
| 2610 | OP OF BLDGS | | | | | | | |
| 03 2610 431 000 | OP OF BLDGS - REPAIRS & MAINT DIST | 0.00 | 0.00 | 0.00 | 0.00 | 0.00 | 0.00 | 0.00 |
| 2610 | OP OF BLDGS | <u>0.00</u> | <u>0.00</u> | <u>0.00</u> | <u>0.00</u> | <u>0.00</u> | <u>0.00</u> | <u>0.00</u> |
| 2620 | MAINT OF BLDGS | | | | | | | |
| 03 2620 340 000 | MAINT OF BLDGS - CONTR SERVICES DIST | 0.00 | 15,900.00 | 35,900.00 | 0.00 | (35,900.00) | 0.00 | (35,900.00) |
| 2620 | MAINT OF BLDGS | <u>0.00</u> | <u>15,900.00</u> | <u>35,900.00</u> | <u>0.00</u> | <u>(35,900.00)</u> | <u>0.00</u> | <u>(35,900.00)</u> |
| 2710 | REGULAR PUPIL TRANSPORTATION | | | | | | | |
| 03 2710 732 000 | REG TRANSP - VEHICLE ACQUISITION DIST | 0.00 | 0.00 | 0.00 | 0.00 | 0.00 | 0.00 | 0.00 |
| 2710 | REGULAR PUPIL TRANSPORTATION | <u>0.00</u> | <u>0.00</u> | <u>0.00</u> | <u>0.00</u> | <u>0.00</u> | <u>0.00</u> | <u>0.00</u> |
| 2900 | OTHER SUPPORT SERVICES | | | | | | | |
| 03 2900 610 000 | SUPPLIES DIST | 0.00 | 0.00 | 0.00 | 0.00 | 0.00 | 0.00 | 0.00 |
| 03 2900 640 000 | BOOKS & PERIODICALS DIST | 0.00 | 0.00 | 0.00 | 0.00 | 0.00 | 0.00 | 0.00 |
| 03 2900 730 000 | EQUIPMENT DIST | 0.00 | 0.00 | 0.00 | 0.00 | 0.00 | 0.00 | 0.00 |
| 2900 | OTHER SUPPORT SERVICES | <u>0.00</u> | <u>0.00</u> | <u>0.00</u> | <u>0.00</u> | <u>0.00</u> | <u>0.00</u> | <u>0.00</u> |
| 03 | DEPRECIATION | <u>0.00</u> | <u>15,900.00</u> | <u>35,900.00</u> | <u>0.00</u> | <u>(35,900.00)</u> | <u>0.00</u> | <u>(35,900.00)</u> |

| Account Number | Account Description | Revised Budget | Expended During Month | Expenditures to Date | % of Budget | Balance at EOM | P/ O Outstanding | Unencumbered Balance |
|-----------------|---------------------------------------|----------------|-----------------------|----------------------|-------------|----------------|------------------|----------------------|
| 05 | UNEMPLOYMENT - SAVINGS | | | | | | | |
| 2900 | OTHER SUPPORT SERVICES | | | | | | | |
| 05 2900 271 000 | WORKER'S COMPENSATION TEACH/PROF DIST | 0.00 | 655.75 | 655.75 | 0.00 | (655.75) | 0.00 | (655.75) |
| 2900 | OTHER SUPPORT SERVICES | 0.00 | 655.75 | 655.75 | 0.00 | (655.75) | 0.00 | (655.75) |
| 05 | UNEMPLOYMENT - SAVINGS | 0.00 | 655.75 | 655.75 | 0.00 | (655.75) | 0.00 | (655.75) |

Regular; Processing Month 12/2023

| Account Number | Account Description | Revised Budget | Expended During Month | Expenditures to Date | % of Budget | Balance at EOM | P/ O Outstanding | Unencumbered Balance |
|-----------------|--------------------------------------|----------------|-----------------------|----------------------|-------------|----------------|------------------|----------------------|
| 13 4500 739 006 | BLDG ACQ & CONSTR - EQUIPMENT AP | 0.00 | 0.00 | 0.00 | 0.00 | 0.00 | 0.00 | 0.00 |
| 13 4500 739 007 | BLDG ACQ & CONSTR - EQUIPMENT SE | 0.00 | 0.00 | 0.00 | 0.00 | 0.00 | 0.00 | 0.00 |
| 13 4500 739 008 | BLDG ACQ & CONSTR - EQUIPMENT BSMS | 0.00 | 0.00 | 0.00 | 0.00 | 0.00 | 5,043.00 | (5,043.00) |
| 13 4500 890 000 | BLDG ACQ & CONSTR - OTHER MISC EXP | 0.00 | 0.00 | 0.00 | 0.00 | 0.00 | 0.00 | 0.00 |
| 4500 | BLDG ACQ & CONSTR | 0.00 | 24,825.25 | 64,171.47 | 0.00 | (64,171.47) | 72,216.96 | (136,388.43) |
| 5000 | DEBT SERVICES | | | | | | | |
| 13 5000 807 000 | REPAYMENT OF TAXES FOR REVALUED PROP | 0.00 | 0.00 | 0.00 | 0.00 | 0.00 | 0.00 | 0.00 |
| 5000 | DEBT SERVICES | 0.00 | 0.00 | 0.00 | 0.00 | 0.00 | 0.00 | 0.00 |
| 13 | SPECIAL BUILDING FUND - CHECKING | 0.00 | 56,968.59 | 96,314.81 | 0.00 | (96,314.81) | 72,216.96 | (168,531.77) |

| Account Number | Account Description | Revised Budget | Expended During Month | Expenditures to Date | % of Budget | Balance at EOM | P/ O Outstanding | Unencumbered Balance |
|-----------------|-------------------------|----------------|-----------------------|----------------------|-------------|-----------------------|------------------|-----------------------|
| 15 | QSC BONDS - NLAF | | | | | | | |
| 5000 | DEBT SERVICES | | | | | | | |
| 15 5000 831 000 | Redemption of Principal | 0.00 | 3,195,580.00 | 3,195,580.00 | 0.00 | (3,195,580.00) | 0.00 | (3,195,580.00) |
| 15 5000 832 000 | Debt Service Interest | 0.00 | 0.00 | 105,153.92 | 0.00 | (105,153.92) | 0.00 | (105,153.92) |
| 5000 | DEBT SERVICES | <u>0.00</u> | <u>3,195,580.00</u> | <u>3,300,733.92</u> | <u>0.00</u> | <u>(3,300,733.92)</u> | <u>0.00</u> | <u>(3,300,733.92)</u> |
| 15 | QSC BONDS - NLAF | <u>0.00</u> | <u>3,195,580.00</u> | <u>3,300,733.92</u> | <u>0.00</u> | <u>(3,300,733.92)</u> | <u>0.00</u> | <u>(3,300,733.92)</u> |

| Account Number | Account Description | Revised Budget | Expended During Month | Expenditures to Date | % of Budget | Balance at EOM | P/ O Outstanding | Unencumbered Balance |
|-----------------|-----------------------|----------------|-----------------------|----------------------|-------------|----------------|------------------|----------------------|
| 16 | QSC BONDS -SAVINGS | | | | | | | |
| 5000 | DEBT SERVICES | | | | | | | |
| 16 5000 830 000 | DUES & FEES | 0.00 | 105,171.92 | 105,171.92 | 0.00 | (105,171.92) | 0.00 | (105,171.92) |
| 16 5000 832 000 | Debt Service Interest | 0.00 | 1,004,420.00 | 1,020,016.08 | 0.00 | (1,020,016.08) | 0.00 | (1,020,016.08) |
| 5000 | DEBT SERVICES | 0.00 | 1,109,591.92 | 1,125,188.00 | 0.00 | (1,125,188.00) | 0.00 | (1,125,188.00) |
| 16 | QSC BONDS -SAVINGS | 0.00 | 1,109,591.92 | 1,125,188.00 | 0.00 | (1,125,188.00) | 0.00 | (1,125,188.00) |

| Account Number | Account Description | Revised Budget | Expended During Month | Expenditures to Date | % of Budget | Balance at EOM | P/ O Outstanding | Unencumbered Balance |
|---------------------|------------------------------|----------------|-----------------------|----------------------|-------------|----------------|------------------|----------------------|
| 21 | ACTIVITY FUND | | | | | | | |
| 2900 | OTHER SUPPORT SERVICES | | | | | | | |
| 21 2900 610 000 805 | Youth Boys' Basketball | 0.00 | 1,609.00 | 4,824.00 | 0.00 | (4,824.00) | 3,470.39 | (8,294.39) |
| 21 2900 610 000 815 | Landscaping Fund | 0.00 | 0.00 | 0.00 | 0.00 | 0.00 | 0.00 | 0.00 |
| 21 2900 610 000 825 | Girls' Youth Basketball | 0.00 | 632.20 | 3,872.20 | 0.00 | (3,872.20) | 483.47 | (4,355.67) |
| 21 2900 610 000 875 | Wellness | 0.00 | 0.00 | 0.00 | 0.00 | 0.00 | 0.00 | 0.00 |
| 21 2900 610 000 880 | Facilities Use | 0.00 | 7,480.00 | 7,979.90 | 0.00 | (7,979.90) | 441.03 | (8,420.93) |
| 21 2900 610 001 100 | Athletics HS | 0.00 | 3,874.08 | 13,788.30 | 0.00 | (13,788.30) | 3,438.31 | (17,226.61) |
| 21 2900 610 001 105 | Football HS | 0.00 | 649.30 | 37,665.70 | 0.00 | (37,665.70) | 1,492.30 | (39,158.00) |
| 21 2900 610 001 111 | Varsity Track HS | 0.00 | 0.00 | 0.00 | 0.00 | 0.00 | 1,646.97 | (1,646.97) |
| 21 2900 610 001 113 | Athletic Training HS | 0.00 | 30.00 | 7,522.99 | 0.00 | (7,522.99) | 0.00 | (7,522.99) |
| 21 2900 610 001 114 | Uniforms HS | 0.00 | 0.00 | 13,288.64 | 0.00 | (13,288.64) | 0.00 | (13,288.64) |
| 21 2900 610 001 115 | Volleyball HS | 0.00 | 120.00 | 8,577.63 | 0.00 | (8,577.63) | 195.00 | (8,772.63) |
| 21 2900 610 001 116 | Lodging/Meals HS | 0.00 | 0.00 | 2,975.87 | 0.00 | (2,975.87) | 2,260.63 | (5,236.50) |
| 21 2900 610 001 117 | Dues/Fees HS | 0.00 | 0.00 | 0.00 | 0.00 | 0.00 | 0.00 | 0.00 |
| 21 2900 610 001 118 | Cross Country Club HS | 0.00 | 329.99 | 2,432.56 | 0.00 | (2,432.56) | 980.38 | (3,412.94) |
| 21 2900 610 001 119 | Baseball HS | 0.00 | 0.00 | 0.00 | 0.00 | 0.00 | 1,672.00 | (1,672.00) |
| 21 2900 610 001 125 | Boys' Basketball HS | 0.00 | 3,261.00 | 5,310.48 | 0.00 | (5,310.48) | 2,943.50 | (8,253.98) |
| 21 2900 610 001 131 | Unified Track & Field | 0.00 | 0.00 | 0.00 | 0.00 | 0.00 | 0.00 | 0.00 |
| 21 2900 610 001 132 | Unified Track & Field Club | 0.00 | 0.00 | 0.00 | 0.00 | 0.00 | 0.00 | 0.00 |
| 21 2900 610 001 135 | Girls' Basketball HS | 0.00 | 2,325.00 | 4,180.69 | 0.00 | (4,180.69) | 1,703.38 | (5,884.07) |
| 21 2900 610 001 141 | Baseball Club HS | 0.00 | 6,500.00 | 6,500.00 | 0.00 | (6,500.00) | 1,514.40 | (8,014.40) |
| 21 2900 610 001 142 | Volleyball Club HS | 0.00 | 2,250.80 | 4,433.43 | 0.00 | (4,433.43) | 120.00 | (4,553.43) |
| 21 2900 610 001 145 | Cross Country HS | 0.00 | 376.95 | 2,956.43 | 0.00 | (2,956.43) | 846.75 | (3,803.18) |
| 21 2900 610 001 150 | Boys' Golf HS | 0.00 | 0.00 | 0.00 | 0.00 | 0.00 | 640.00 | (640.00) |
| 21 2900 610 001 151 | Softball Club HS | 0.00 | 2,500.00 | 3,684.35 | 0.00 | (3,684.35) | 336.00 | (4,020.35) |
| 21 2900 610 001 152 | Boys' Soccer HS | 0.00 | 74.98 | 74.98 | 0.00 | (74.98) | 0.00 | (74.98) |
| 21 2900 610 001 153 | Boys' Soccer Fundraising | 0.00 | 1,600.00 | 2,400.00 | 0.00 | (2,400.00) | 390.60 | (2,790.60) |
| 21 2900 610 001 155 | Girls' Golf HS | 0.00 | 2,649.75 | 5,281.85 | 0.00 | (5,281.85) | 33.50 | (5,315.35) |
| 21 2900 610 001 156 | Girls' Tennis | 0.00 | 0.00 | 0.00 | 0.00 | 0.00 | 0.00 | 0.00 |
| 21 2900 610 001 164 | Girls' Soccer HS | 0.00 | 0.00 | 612.00 | 0.00 | (612.00) | 2,225.00 | (2,837.00) |
| 21 2900 610 001 165 | Girls' Soccer Fundraising HS | 0.00 | 0.00 | 0.00 | 0.00 | 0.00 | 0.00 | 0.00 |
| 21 2900 610 001 166 | Girls' Tennis Club | 0.00 | 0.00 | 0.00 | 0.00 | 0.00 | 0.00 | 0.00 |
| 21 2900 610 001 180 | Wrestling HS | 0.00 | 3,359.60 | 7,425.05 | 0.00 | (7,425.05) | 792.76 | (8,217.81) |
| 21 2900 610 001 190 | Softball HS | 0.00 | 75.00 | 5,273.10 | 0.00 | (5,273.10) | 0.00 | (5,273.10) |
| 21 2900 610 001 191 | Unified Bowling HS | 0.00 | 0.00 | 140.01 | 0.00 | (140.01) | 110.00 | (250.01) |
| 21 2900 610 001 192 | Boys' Golf Club | 0.00 | 0.00 | 0.00 | 0.00 | 0.00 | 650.00 | (650.00) |
| 21 2900 610 001 193 | Girls' Golf Club | 0.00 | 0.00 | 358.38 | 0.00 | (358.38) | 0.00 | (358.38) |
| 21 2900 610 001 194 | Unified Bowling Club | 0.00 | 0.00 | 0.00 | 0.00 | 0.00 | 0.00 | 0.00 |
| 21 2900 610 001 195 | Track Club HS | 0.00 | 0.00 | 755.57 | 0.00 | (755.57) | 13,890.50 | (14,646.07) |
| 21 2900 610 001 196 | Football Club HS | 0.00 | 1,103.02 | 2,737.08 | 0.00 | (2,737.08) | 16,864.49 | (19,601.57) |
| 21 2900 610 001 197 | Wrestling Club | 0.00 | 0.00 | 421.62 | 0.00 | (421.62) | 0.00 | (421.62) |
| 21 2900 610 001 200 | Band HS | 0.00 | 122.00 | 4,409.35 | 0.00 | (4,409.35) | 16.00 | (4,425.35) |
| 21 2900 610 001 205 | Flag Corp HS | 0.00 | 0.00 | 0.00 | 0.00 | 0.00 | 0.00 | 0.00 |
| 21 2900 610 001 250 | Band Fundraising HS | 0.00 | 0.00 | 0.00 | 0.00 | 0.00 | 0.00 | 0.00 |
| 21 2900 610 001 300 | Dance Team HS | 0.00 | 511.17 | 29,714.52 | 0.00 | (29,714.52) | 979.00 | (30,693.52) |
| 21 2900 610 001 351 | Wrestling Cheerleading HS | 0.00 | 0.00 | 0.00 | 0.00 | 0.00 | 0.00 | 0.00 |
| 21 2900 610 001 355 | Varsity Cheerleading HS | 0.00 | 542.00 | 3,713.88 | 0.00 | (3,713.88) | 50.00 | (3,763.88) |
| 21 2900 610 001 425 | Prom | 0.00 | 0.00 | 0.00 | 0.00 | 0.00 | 0.00 | 0.00 |
| 21 2900 610 001 450 | Skills USA/VICA | 0.00 | 140.97 | 845.11 | 0.00 | (845.11) | 200.00 | (1,045.11) |
| 21 2900 610 001 501 | B-Club | 0.00 | 0.00 | 0.00 | 0.00 | 0.00 | 0.00 | 0.00 |
| 21 2900 610 001 600 | FBLA | 0.00 | 0.00 | 1,200.00 | 0.00 | (1,200.00) | 55.96 | (1,255.96) |
| 21 2900 610 001 650 | Fine Arts | 0.00 | 181.76 | 1,192.02 | 0.00 | (1,192.02) | 37.95 | (1,229.97) |
| 21 2900 610 001 651 | Play Production | 0.00 | 250.00 | 250.00 | 0.00 | (250.00) | 0.00 | (250.00) |
| 21 2900 610 001 652 | Speech | 0.00 | 8.00 | 8.00 | 0.00 | (8.00) | 703.50 | (711.50) |

| Account Number | Account Description | Revised Budget | Expended During Month | Expenditures to Date | % of Budget | Balance at EOM | P/ O Outstanding | Unencumbered Balance |
|---------------------|------------------------|----------------|-----------------------|----------------------|-------------|----------------|------------------|----------------------|
| 21 2900 610 005 803 | BMS Robotics | 0.00 | 0.00 | 0.00 | 0.00 | 0.00 | 0.00 | 0.00 |
| 21 2900 610 005 810 | BMS PTO | 0.00 | 0.00 | 0.00 | 0.00 | 0.00 | 0.00 | 0.00 |
| 21 2900 610 005 845 | BMS Yearbook | 0.00 | 26.97 | 378.97 | 0.00 | (378.97) | 225.44 | (604.41) |
| 21 2900 610 005 860 | BMS Engineering | 0.00 | 0.00 | 0.00 | 0.00 | 0.00 | 0.00 | 0.00 |
| 21 2900 610 005 870 | BMS Leadership Group | 0.00 | 0.00 | 0.00 | 0.00 | 0.00 | 0.00 | 0.00 |
| 21 2900 610 005 891 | BMS Student Senate | 0.00 | 192.66 | 192.66 | 0.00 | (192.66) | 150.00 | (342.66) |
| 21 2900 610 005 892 | BMS Cooking Club | 0.00 | 197.07 | 276.91 | 0.00 | (276.91) | 496.08 | (772.99) |
| 21 2900 610 005 893 | BMS Miscellaneous | 0.00 | 0.00 | 239.67 | 0.00 | (239.67) | 0.00 | (239.67) |
| 21 2900 610 005 916 | BMS Music Resale | 0.00 | 0.00 | 0.00 | 0.00 | 0.00 | 0.00 | 0.00 |
| 21 2900 610 005 951 | BMS Tech & Living | 0.00 | 0.00 | 0.00 | 0.00 | 0.00 | 0.00 | 0.00 |
| 21 2900 610 005 996 | BMS Library | 0.00 | 0.00 | 1,328.12 | 0.00 | (1,328.12) | 0.00 | (1,328.12) |
| 21 2900 610 006 221 | AP Band Resale | 0.00 | 0.00 | 719.78 | 0.00 | (719.78) | 0.00 | (719.78) |
| 21 2900 610 006 511 | AP Student Council | 0.00 | 0.00 | 324.00 | 0.00 | (324.00) | 100.00 | (424.00) |
| 21 2900 610 006 561 | AP Miscellaneous | 0.00 | 0.00 | 462.17 | 0.00 | (462.17) | 621.99 | (1,084.16) |
| 21 2900 610 006 566 | AP Yearbook | 0.00 | 0.00 | 0.00 | 0.00 | 0.00 | 0.00 | 0.00 |
| 21 2900 610 006 976 | AP Library | 0.00 | 34.98 | 1,648.99 | 0.00 | (1,648.99) | 18.99 | (1,667.98) |
| 21 2900 610 007 222 | SE Band Resale | 0.00 | 0.00 | 0.00 | 0.00 | 0.00 | 0.00 | 0.00 |
| 21 2900 610 007 512 | SE Student Council | 0.00 | 0.00 | 76.61 | 0.00 | (76.61) | 0.00 | (76.61) |
| 21 2900 610 007 567 | SE Miscellaneous | 0.00 | 0.00 | 321.40 | 0.00 | (321.40) | 0.00 | (321.40) |
| 21 2900 610 007 568 | SE Yearbook | 0.00 | 0.00 | 0.00 | 0.00 | 0.00 | 0.00 | 0.00 |
| 21 2900 610 007 972 | SE Library | 0.00 | 0.00 | 0.00 | 0.00 | 0.00 | 1,589.27 | (1,589.27) |
| 21 2900 610 008 102 | BSMS Athletics | 0.00 | 0.00 | 1,199.90 | 0.00 | (1,199.90) | 192.00 | (1,391.90) |
| 21 2900 610 008 121 | BSMS Football | 0.00 | 100.00 | 1,715.00 | 0.00 | (1,715.00) | 0.00 | (1,715.00) |
| 21 2900 610 008 122 | BSMS Track | 0.00 | 0.00 | 0.00 | 0.00 | 0.00 | 0.00 | 0.00 |
| 21 2900 610 008 123 | BSMS Volleyball | 0.00 | 0.00 | 1,501.90 | 0.00 | (1,501.90) | 269.99 | (1,771.89) |
| 21 2900 610 008 124 | BSMS Boys' Basketball | 0.00 | 1,100.00 | 3,313.68 | 0.00 | (3,313.68) | 0.00 | (3,313.68) |
| 21 2900 610 008 143 | BSMS Girls' Basketball | 0.00 | 0.00 | 0.00 | 0.00 | 0.00 | 0.00 | 0.00 |
| 21 2900 610 008 147 | BSMS Cross Country | 0.00 | 0.00 | 659.02 | 0.00 | (659.02) | 0.00 | (659.02) |
| 21 2900 610 008 186 | BSMS Wrestling | 0.00 | 2,256.37 | 2,544.37 | 0.00 | (2,544.37) | 0.00 | (2,544.37) |
| 21 2900 610 008 602 | BSMS FBLA | 0.00 | 0.00 | 0.00 | 0.00 | 0.00 | 0.00 | 0.00 |
| 21 2900 610 008 808 | BSMS Robotics | 0.00 | 0.00 | 0.00 | 0.00 | 0.00 | 0.00 | 0.00 |
| 21 2900 610 008 846 | BSMS Yearbook | 0.00 | 0.00 | 532.04 | 0.00 | (532.04) | 0.00 | (532.04) |
| 21 2900 610 008 861 | BSMS Engineering | 0.00 | 0.00 | 0.00 | 0.00 | 0.00 | 0.00 | 0.00 |
| 21 2900 610 008 871 | BSMS Leadership Group | 0.00 | 0.00 | 0.00 | 0.00 | 0.00 | 0.00 | 0.00 |
| 21 2900 610 008 894 | BSMS Student Senate | 0.00 | 86.92 | 86.92 | 0.00 | (86.92) | 90.91 | (177.83) |
| 21 2900 610 008 895 | BSMS Cooking Club | 0.00 | 0.00 | 142.78 | 0.00 | (142.78) | 77.60 | (220.38) |
| 21 2900 610 008 896 | BSMS Miscellaneous | 0.00 | 0.00 | 0.00 | 0.00 | 0.00 | 0.00 | 0.00 |
| 21 2900 610 008 917 | BSMS Music Resale | 0.00 | 0.00 | 0.00 | 0.00 | 0.00 | 0.00 | 0.00 |
| 21 2900 610 008 997 | BSMS Library | 0.00 | 0.00 | 470.60 | 0.00 | (470.60) | 0.00 | (470.60) |
| 2900 | OTHER SUPPORT SERVICES | 0.00 | 60,569.52 | 255,755.80 | 0.00 | (255,755.80) | 74,091.76 | (329,847.56) |
| 21 | ACTIVITY FUND | 0.00 | 60,569.52 | 255,755.80 | 0.00 | (255,755.80) | 74,091.76 | (329,847.56) |

| Account Number | Account Description | Revised Budget | Expended During Month | Expenditures to Date | % of Budget | Balance at EOM | P/ O Outstanding | Unencumbered Balance |
|---------------------|------------------------------|----------------|-----------------------|----------------------|-------------|-------------------|------------------|----------------------|
| 22 | STUDENT FEE FUND | | | | | | | |
| 2190 | OTHER PUPIL SUPPORT SERVICES | | | | | | | |
| 22 2190 340 000 670 | Repairs | 0.00 | 0.00 | 1,800.00 | 0.00 | (1,800.00) | 1,648.85 | (3,448.85) |
| 22 2190 610 000 670 | Supplies | 0.00 | 0.00 | 0.00 | 0.00 | 0.00 | 0.00 | 0.00 |
| 2190 | OTHER PUPIL SUPPORT SERVICES | <u>0.00</u> | <u>0.00</u> | <u>1,800.00</u> | <u>0.00</u> | <u>(1,800.00)</u> | <u>1,648.85</u> | <u>(3,448.85)</u> |
| 22 | STUDENT FEE FUND | <u>0.00</u> | <u>0.00</u> | <u>1,800.00</u> | <u>0.00</u> | <u>(1,800.00)</u> | <u>1,648.85</u> | <u>(3,448.85)</u> |

| Account Number | Account Description | Revised Budget | Expended During Month | Expenditures to Date | % of Budget | Balance at EOM | P/ O Outstanding | Unencumbered Balance |
|-----------------|-------------------------------------|----------------|-----------------------|----------------------|-------------|----------------|------------------|----------------------|
| 25 | BOND FUND | | | | | | | |
| 5000 | DEBT SERVICES | | | | | | | |
| 25 5000 831 000 | Redemption of Principal | 0.00 | 1,815,000.00 | 1,815,000.00 | 0.00 | (1,815,000.00) | 0.00 | (1,815,000.00) |
| 25 5000 832 000 | Debt Service Interest | 0.00 | 2,462,924.51 | 2,462,924.51 | 0.00 | (2,462,924.51) | 0.00 | (2,462,924.51) |
| 25 5000 833 000 | Bond Iss & Other Debt-Related Costs | 0.00 | 2,650.00 | 2,650.00 | 0.00 | (2,650.00) | 0.00 | (2,650.00) |
| 25 5000 890 000 | Other Misc Expenses | 0.00 | 0.00 | 0.00 | 0.00 | 0.00 | 0.00 | 0.00 |
| 5000 | DEBT SERVICES | 0.00 | 4,280,574.51 | 4,280,574.51 | 0.00 | (4,280,574.51) | 0.00 | (4,280,574.51) |
| 25 | BOND FUND | 0.00 | 4,280,574.51 | 4,280,574.51 | 0.00 | (4,280,574.51) | 0.00 | (4,280,574.51) |

| Account Number | Account Description | Revised Budget | Expended During Month | Expenditures to Date | % of Budget | Balance at EOM | P/ O Outstanding | Unencumbered Balance |
|----------------|---------------------|----------------|-----------------------|----------------------|-------------|----------------|------------------|----------------------|
| Grand Total: | | 51,664,222.03 | 12,799,003.34 | 27,239,693.94 | 53.41 | 24,424,528.09 | 354,236.14 | 24,070,291.95 |

| | <u>PIK/Gross</u> | <u>Amount</u> | <u>Expense/ Employer</u> | <u>Adjustment Amount</u> | <u>Check Total</u> | <u>Payee ID</u> | <u>Payee Name</u> | |
|---|------------------|---------------|------------------------------|------------------------------|--------------------|-----------------|-------------------------------------|---|
| Checking Account ID: GENERAL | | | | | | | | |
| ADD | | | | | | | | |
| ACTDRIVE Activity Driver | | | 6,336.62 | | | | | |
| ACTIVITY Activity | | | 5,495.00 | | | | | |
| ADSUPSUBBE Admin Support Sub BE | | | 116.45 | | | | | |
| COOKSUBBE Substitute Cook BE | | | 168.36 | | | | | |
| COOKSUBMS Substitute Cook BMS | | | 35.84 | | | | | |
| CREDITREC Credit Recovery | | | 390.72 | | | | | |
| CURR1 Curriculum Work | | | 3,504.05 | | | | | |
| GERTDRIV Route Driver | | | 21,678.33 | | | | | |
| HOURLY Hourly | | | 250,123.69 | | | | | |
| INHOUSE In-House Sub | | | 2,142.00 | | | | | |
| OT Overtime | | | 9,038.59 | | | | | |
| OT1 Overtime Act | | | 97.03 | | | | | |
| PARASUBAP Substitute Paraprofessional AP | | | 448.00 | | | | | |
| PARASUBBE Substitute Paraprofessional BE | | | 713.44 | | | | | |
| PARASUBBHS Substitute Paraprofessional BHS | | | 99.68 | | | | | |
| PARASUBBMS Substitute Paraprofessional BMS | | | 54.72 | | | | | |
| PARASUBBSM Substitute Paraprofessional BSMS | | | 106.72 | | | | | |
| PARASUBHE Substitute Paraprofessional HE | | | 771.84 | | | | | |
| PARASUBPC Substitute Paraprofessional PC | | | 304.16 | | | | | |
| PARASUBPRE Substitute Paraprofessional Preschool | | | 687.20 | | | | | |
| PARASUBSE Substitute Paraprofessional SE | | | 1,038.40 | | | | | |
| PERSONAL Personal | | | 1,632.71 | | | | | |
| SATURDAY Saturday School | | | 814.00 | | | | | |
| SICK Sick | | | 22,571.02 | | | | | |
| SPDRIVE Sped Driver | | | 20,360.09 | | | | | |
| SUB Substitute | | | 54,285.00 | | | | | |
| SUBACCBHS Bus Accompanist BHS | | | 254.38 | | | | | |
| SUBACCBMS Sub Accompanist BMS | | | 218.12 | | | | | |
| SUBACCBSMS Sub Accompanist BSMS | | | 429.02 | | | | | |
| SUBLT Substitute Long Term | | | 10,800.00 | | | | | |
| VACATION Vacation | | | 5,650.87 | | | | | |
| | | | 420,366.05 | | | | | |
| CONTRACT | | | | | | | | |
| C01 Contract | | | 1,906,591.75 | | | | | |
| EXTRADUTY1 Extra Duty | | | 35,983.09 | | | | | |
| EXTRADUTY2 Extra Duty | | | 11,911.20 | | | | | |
| EXTRADUTY3 Extra Duty | | | 3,053.27 | | | | | |
| EXTRADUTY4 Extra Duty | | | 851.62 | | | | | |
| EXTRADUTY5 Extra Duty | | | 353.27 | | | | | |
| EXTRADUTY6 Extra Duty | | | 31.54 | | | | | |
| INLIEU Cash in lieu | | | 56,293.63 | | | | | |
| LONGEVITY Longevity | | | 2,341.91 | | | | | |
| LTD Long Term Disability | | | 5,585.94 | | | | | |
| | | | 2,022,997.22 | | | | | |
| DEDUCTION | | | | | | | | |
| 403B TSA 403b | | 7,782.28 | | | 7,782.28 | 403B | 403B Consultants LLC | A |
| 403BROTH 403b Roth | | 3,271.00 | | | 3,271.00 | 403B | 403B Consultants LLC | A |
| AFLAC AFLAC | | 444.67 | | | 444.67 | AFLAC | Aflac | A |
| AMERIPRISE Ameriprise 403b | | 350.00 | | | 350.00 | AMERIPRISE | AMERIPRISE FINANCIAL SERVICES, INC. | A |
| ASSURACC Assurity Acc | | 1,619.76 | | | 1,619.76 | ASSURITY | Assurity Life Insurance | |

| | <u>PIK/Gross</u> | <u>Amount</u> | <u>Expense/ Employer</u> | <u>Adjustment Amount</u> | <u>Check Total</u> | <u>Payee ID</u> | <u>Payee Name</u> | |
|--|------------------|---------------|------------------------------|------------------------------|--------------------|-----------------|---------------------------------------|---|
| ASSURCRIT Assurity Crit | | 960.51 | | | 960.51 | ASSURITY | Assurity Life Insurance | |
| ASSURHOSP Hospital Indemn | | 739.69 | | | 739.69 | ASSURITY | Assurity Life Insurance | |
| BCBSMISSED BCBS Missed Ded | | 63.84 | 808.40 | | 872.24 | BCBS | Blue Cross/Blue Shield of NE | |
| CAFEMED Med Reimb FSA | | 6,072.42 | | | 6,072.42 | BPSSECT125 | BPS Section 125 Plan | |
| CAICGROUP CAIC Group | | 143.68 | | | 143.68 | AFLACGROUP | Aflac Group Insurance | |
| CREDITMGMT Garnishment | | 550.68 | | | 550.68 | CREDMGMT | CREDIT MANAGEMENT SERVICES, INC. | |
| DENTAL Dental | | 14,765.70 | 17,057.08 | | 31,822.78 | BCBS | Blue Cross/Blue Shield of NE | |
| DEPCARE Dep Care FSA | | 7,256.56 | | | 7,256.56 | BPSSECT125 | BPS Section 125 Plan | |
| EYEMED EyeMed | | 2,283.25 | | | 2,283.25 | EYEMED | Fidelity Security Life | |
| GUARDVOL GuardVol | | 1,733.56 | | | 1,733.56 | GUARDIAN | GUARDIAN, THE | |
| HEALTHINS Health Insur | | | 442,947.69 | | 442,947.69 | BCBS | Blue Cross/Blue Shield of NE | |
| HORACEMAN Horace Mann | | 231.65 | | | 231.65 | HORAMANN | Horace Mann Insurance Company | |
| HORMANLIFE H.Mann Life | | 419.94 | | | 419.94 | HORMANLIFE | Horace Mann Life Insurance Company | |
| LIFE Life Ins | | | 2,493.40 | | 2,493.40 | GUARDIAN | GUARDIAN, THE | |
| LIFEEXTRA Life Extra | | 527.80 | | | 527.80 | GUARDIAN | GUARDIAN, THE | |
| LTDISAB Long Term Disab | | 5,585.67 | | | 5,585.67 | MADNATL | Madison National Life Ins. Co., Inc. | |
| MISSEDEYE Missed eyemed | | 12.36 | | | 12.36 | EYEMED | Fidelity Security Life | |
| NECHLDSPTT Child Sppt | | 365.00 | | | 365.00 | NECHLDSPTT | NCSPC | |
| NFMGARN Garnishment | | 568.64 | | | 568.64 | NFMGARN | NEBRASKA FURNITURE MART | |
| SECURBENE Sec Ben 403b | | 2,815.00 | | | 2,815.00 | SECURBENE | SECURITY BENEFIT | |
| TEAMMATES Teammates | | 115.00 | | | 115.00 | TEAMMATES | TEAMMATES | |
| | | 58,678.66 | 463,306.57 | 0.00 | 521,985.23 | | | |
| INDIVIDUAL BANK ACCOUNT DEDUCTION | | | | | | | | |
| HSA HSA | 378,891.66 | 11,050.23 | 18,143.78 | | 29,194.01 | | | D |
| | | 11,050.23 | 18,143.78 | 0.00 | 29,194.01 | | | |
| RET DEDUCTION | | | | | | | | |
| NPERS Retirement | 2,295,327.05 | 224,483.05 | 168,706.45 | | 393,189.50 | BPSBUS | BPS Business Account | |
| NPERSCORR NPERS Correct | 6,514.54 | 161.08 | | | 161.08 | BPSBUS | BPS Business Account | |
| NPERSINC Retirement | 2,295,327.05 | | 58,021.34 | | 58,021.34 | BPSBUS | BPS Business Account | |
| | | 224,644.13 | 226,727.79 | 0.00 | 451,371.92 | | | |
| TAX | | | | | | | | |
| FIT FIT | 2,165,679.15 | 171,236.01 | | 279.56 | 171,515.57 | EFTPS | ELECTRONIC FEDERAL TAX PAYMENT SYSTEM | A |
| FUTA FUTA | 2,443,363.27 | | | | | | | |
| MEDICARE MEDICARE | 2,401,270.56 | 34,818.32 | 34,818.32 | 87.86 | 69,724.50 | EFTPS | ELECTRONIC FEDERAL TAX PAYMENT SYSTEM | A |
| SITNE SIT NE | 2,165,679.15 | 82,658.98 | | 92.68 | 82,751.66 | BPSBUS | BPS Business Account | |
| SOCSEC SOC SEC | 2,401,270.56 | 148,878.90 | 148,878.90 | 375.68 | 298,133.48 | EFTPS | ELECTRONIC FEDERAL TAX PAYMENT SYSTEM | A |
| SUTANE SUTA NE | 2,440,555.20 | | | | | | | |
| WCNE WORK COMP NE | 2,443,363.27 | | | | | | | |
| | | 437,592.21 | 183,697.22 | 835.78 | 622,125.21 | | | |
| | | | | | | Net Pay: | 1,711,398.04 | |
| | | | | | | Cash Total: | 3,336,074.41 | |
| Non - FIT Taxable Deductions | | 277,684.12 | | | | | | |
| Non - SIT Taxable Deductions | | 277,684.12 | | | | | | |
| Non - SOC SEC Taxable Deductions | | 42,092.71 | | | | | | |
| Non - MEDICARE Taxable Deductions | | 42,092.71 | | | | | | |
| Direct Deposits | | 1,740,592.05 | | | | | | |
| Automatic Payments | | 551,221.50 | | | | | | |
| Adds + Contracts + Deduction Adds | | 2,443,363.27 | | | | | | |

| | <u>PIK/Gross</u> | <u>Amount</u> | <u>Expense/ Employer</u> | <u>Adjustment Amount</u> | <u>Check Total</u> | <u>Payee ID</u> | <u>Payee Name</u> |
|-----------------------------------|------------------|-----------------|------------------------------|------------------------------|--------------------|-----------------|---|
| Checking Account ID: HOTLUNCH | | | | | | | |
| ADD | | | | | | | |
| BEREAVE Bereavement | | | 1,625.25 | | | | |
| COOKSUBAP Substitute Cook AP | | | 1,337.29 | | | | |
| COOKSUBBE Substitute Cook BE | | | 487.85 | | | | |
| COOKSUBBHS Substitute Cook BHS | | | 2,079.20 | | | | |
| COOKSUBHE Substitute Cook HE | | | 1,242.12 | | | | |
| COOKSUBMS Substitute Cook BMS | | | 50.02 | | | | |
| COOKSUBPC Substitute Cook PC | | | 230.74 | | | | |
| COOKSUBSMS Substitute Cook BMS | | | 1,413.09 | | | | |
| HOURLY Hourly | | | 53,791.43 | | | | |
| HOURLY1 Hourly | | | 2,636.80 | | | | |
| OT Overtime | | | 53.62 | | | | |
| PERSONAL Personal | | | 581.00 | | | | |
| SICK Sick | | | 5,016.00 | | | | |
| | | | <u>70,544.41</u> | | | | |
| CONTRACT | | | | | | | |
| C01 Contract | | | 6,991.67 | | | | |
| INLIEU Cash in lieu | | | 470.49 | | | | |
| LTD Long Term Disability | | | 139.34 | | | | |
| | | | <u>7,601.50</u> | | | | |
| DEDUCTION | | | | | | | |
| ASSURACC Assurity Acc | | 91.52 | | | 91.52 | ASSURITY | Assurity Life Insurance |
| ASSURCRIT Assurity Crit | | 23.25 | | | 23.25 | ASSURITY | Assurity Life Insurance |
| ASSURHOSP Hospital Indemn | | 33.94 | | | 33.94 | ASSURITY | Assurity Life Insurance |
| DENTAL Dental | | 216.91 | 264.79 | | 481.70 | BCBS | Blue Cross/Blue Shield of NE |
| EYEMED EyeMed | | 90.33 | | | 90.33 | EYEMED | Fidelity Security Life |
| GUARDVOL GuardVol | | 158.14 | | | 158.14 | GUARDIAN | GUARDIAN, THE |
| HEALTHINS Health Insur | | 1,173.30 | 5,833.53 | | 7,006.83 | BCBS | Blue Cross/Blue Shield of NE |
| LIFE Life Ins | | | 143.00 | | 143.00 | GUARDIAN | GUARDIAN, THE |
| LIFEEXTRA Life Extra | | 32.50 | | | 32.50 | GUARDIAN | GUARDIAN, THE |
| LTDISAB Long Term Disab | | 139.34 | | | 139.34 | MADNATL | Madison National Life Ins. Co., Inc. |
| | | <u>1,959.23</u> | <u>6,241.32</u> | <u>0.00</u> | <u>8,200.55</u> | | |
| RET DEDUCTION | | | | | | | |
| NPERS Retirement | 70,803.59 | 6,924.58 | 5,204.08 | | 12,128.66 | BPSBUS | BPS Business Account |
| NPERSINC Retirement | 70,803.59 | | 1,789.78 | | 1,789.78 | BPSBUS | BPS Business Account |
| | | <u>6,924.58</u> | <u>6,993.86</u> | <u>0.00</u> | <u>13,918.44</u> | | |
| TAX | | | | | | | |
| FIT FIT | 69,740.79 | 2,193.75 | | | 2,193.75 | EFTPS | ELECTRONIC FEDERAL TAX PAYMENT SYSTEM A |
| FUTA FUTA | 78,145.91 | | | | | | |
| MEDICARE MEDICARE | 76,665.37 | 1,111.63 | 1,111.63 | | 2,223.26 | EFTPS | ELECTRONIC FEDERAL TAX PAYMENT SYSTEM A |
| SITNE SIT NE | 69,740.79 | 1,376.73 | | | 1,376.73 | BPSBUS | BPS Business Account |
| SOCSEC SOC SEC | 76,665.37 | 4,753.24 | 4,753.24 | | 9,506.48 | EFTPS | ELECTRONIC FEDERAL TAX PAYMENT SYSTEM A |
| SUTANE SUTA NE | 78,145.91 | | | | | | |
| WCNE WORK COMP NE | 78,145.91 | | | | | | |
| | | <u>9,435.35</u> | <u>5,864.87</u> | <u>0.00</u> | <u>15,300.22</u> | | |
| | | | | | | Net Pay: | 59,826.75 |
| | | | | | | Cash Total: | 97,245.96 |
| Non - FIT Taxable Deductions | | 8,405.12 | | | | | |
| Non - SIT Taxable Deductions | | 8,405.12 | | | | | |
| Non - SOC SEC Taxable Deductions | | 1,480.54 | | | | | |
| Non - MEDICARE Taxable Deductions | | 1,480.54 | | | | | |
| Direct Deposits | | 59,826.75 | | | | | |
| Automatic Payments | | 13,923.49 | | | | | |

| | <u>PIK/Gross</u> | <u>Amount</u> | <u>Expense/ Employer</u> | <u>Adjustment Amount</u> | <u>Check Total</u> | <u>Payee ID</u> | <u>Payee Name</u> |
|-----------------------------------|------------------|---------------|------------------------------|------------------------------|--------------------|-----------------|-------------------|
| Adds + Contracts + Deduction Adds | | 78,145.91 | | | | | |

January 2024 Personnel Notes

Certificated Staff Hire:

- A. Nathan Bramley has been hired as a social studies teacher at Bennington High School. He will begin work August 1, 2024. MA, Step 15
- B. Taylor Jensby has been hired as a 5th grade teacher at Heritage Elementary. She will begin work August 1, 2024. BA, Step 4.
- D. Elizabeth Loghry has been hired as a middle school SPED teacher at Bennington North Middle School. She will begin work August 1, 2024. MA+45/2 MAs, Step 3.
- E. Rylee Reggio has been hired as an Elementary SPED teacher at Bennington Elementary. She will begin work August 1, 2024. BA, Step 3.
- F. Nathan Cain has been hired as a high school SPED teacher at Bennington High School. He will begin work August 1, 2024. MA+36, Step 17.

Support Staff Hire:

- A. Leigha Gebers has been hired as a paraprofessional for the 2023-24 school year - \$16.50 p/hr.
- B. Yondale Thomas has been hired as a bus driver for the 2023-24 school year - \$22.50 p/hr.
- C. Alyssa Secord has been hired as a SPED paraprofessional at Heritage Elementary for the 2023-24 school year - \$16.50 p/hr.
- D. Jake Townsend has been hired as an IT associate for the 2023-24 school year - \$22.00 p/hr.
- E. Curtis Kralicek has been hired as an IT systems administrator for the 2023-24 school year - \$68,000.
- F. Anamika Rai has been hired as a 6.5hr cook at Bennington South Middle School for the 2023-24 school year - \$15.50 p/hr.

Certificated Staff Resignations:

- A. Amy Barbe has resigned as a French teacher at Bennington High School. She has been with the district since August 9, 2017.

Classified Staff Resignations:

- A. Lexi Ritterbush has resigned as a preschool paraprofessional at Anchor Pointe Elementary. She has been with the district since August 16, 2023.

B. Baylee Rockefeller has resigned as a paraprofessional at Heritage Elementary School. She has been with the district since October 3, 2022.



Bennington Public Schools Elementary Board Report

The mission of the Bennington Public Schools is to provide opportunities in a safe, caring environment that will prepare all students to meet the challenges of the future.

Date: January 8, 2024

Anchor Pointe - Chad Boyes

Bennington Elementary - Danielle Robb

Heritage Elementary - Katie Lethcoe

Pine Creek Elementary - Alison Evangelisti, Krista Bendell


Stratford Elementary - Craig Theis

Enrollment Figures for 23-24

| | Anchor Pointe Elementary | Bennington Elementary | Heritage Elementary | Pine Creek Elementary | Stratford Elementary |
|---------------------|--------------------------|-----------------------|---------------------|-----------------------|----------------------|
| Preschool | 81 | | | | |
| Kindergarten | 61 | 53 | 79 | 69 | 60 |
| First Grade | 79 | 57 | 74 | 87 | 51 |
| Second Grade | 62 | 77 | 79 | 99 | 66 |
| Third Grade | 63 | 66 | 80 | 96 | 78 |
| Fourth Grade | 49 | 67 | 78 | 111 | 55 |
| Fifth Grade | 50 | 63 | 67 | 91 | 59 |
| TOTAL | 445 | 383 | 457 | 553 | 369 |

Winter Assemblies

Last month each elementary PTO hosted an annual holiday assembly. These assemblies celebrate a successful 1st semester of learning.



January 2nd Inservice

All staff were welcomed back for the second semester on January 2nd. Staff participated in self-selected professional development in the morning and building level meetings in the afternoon. The select-a-session format is popular among staff as it allows them to choose topics of professional development that relate to their particular field or area of interest.

Middle School News

Winter Band Concerts

Both BMS and BSMS held band concerts in December. At their individual concerts, The Jazz Band performed followed by the 7th and 8th grade bands. BMS held their concert on December 14th, and BSMS held theirs on December 18th. We would like to thank Mr. Moore and Mr. Krambeck for their special guest appearances during an 8th grade number. Congratulations to band members from both schools, Mr. Barada, Mr. Moore, and Mr. Krambeck on their outstanding performances.



CURRENT ENROLLMENT

- BMS (Total - 428)
 - 6th - 155
 - 7th - 140
 - 8th - 133
- BSMS (Total - 590)
 - 6th - 221
 - 7th - 183
 - 8th - 186



December Mini Courses

Students at both BMS and BSMS ended their semester by participating in mini-courses. Students were able to sign up for various activities where they could learn new skills or apply their knowledge in a deeper way. Some courses included a Science Breakout Room, Wood Burning, Beaded Bracelets, Dodgeball, Sports Bookkeeping, and Duct Tape Wallets.



Winter Growth NSCAS Testing

Both BSMS and BMS administered the Winter NSCAS Growth tests for reading and math in December. Data will be used to inform instruction as we begin second semester. Overall, students worked hard and showed growth from Fall to Winter.



BENNINGTON SENIOR HIGH SCHOOL

16610 Bennington Road
Bennington, NE 68007

To: Board of Education

From: Greg Lamberty, Bennington High School Principal

Date: January 8, 2024, Board Meeting

Current enrollment for grades 9-12 in the 2023-2024 School Year


| <u>Grade</u> | <u>+</u> | <u>-</u> | <u>Net</u> | <u>1/2/2024</u> |
|--------------|-----------|-----------|------------|-----------------|
| Ninth | 23 | 5 | 18 | 268 |
| Tenth | 10 | 20 | -10 | 265 |
| Eleventh | 8 | 16 | -8 | 237 |
| Twelfth | 7 | 14 | 1 | 257 |
| Total | 48 | 55 | -4 | 1,027 |

UPDATES

- Preliminary pass (fail) rates are as follows for the 1st semester of the 2023-24 school year at BHS:
 - 9th Grade: 95% (4.9 %) – 13 students out of 266 failed 1 or more classes.
 - 10th Grade: 88% (11.8%) – 31 students out of 263 failed 1 or more classes.
 - 11th Grade: 91% (8.9%) – 21 students out of 236 failed 1 or more classes.
 - 12th Grade: 96% (3.9%) – 10 students out of 257 failed 1 or more classes.
 - OVERALL – 93% (7.3%) – 75 students out of 1,022 failed 1 or more classes.
- Alex Ream earned his Bennington High School diploma during the 1st semester. Alex returned to BHS this fall to complete the required courses and meet the 50 credits needed for graduation.
- OnTo College (formally John Baylor) Test Prep will begin for Juniors in January. OTCTP Sessions are optional and will be held from 1:00-3:00 pm on the early dismissal days in January, February, and March. Over 150 (75%) juniors signed up for the sessions during registration in December.
- Both boys and girls basketball teams assisted with holiday shopping and provided gifts to families in need who live within the Bennington community. Money used to purchase the gifts came from summer youth camps in 2023.
- The Eastern Midlands Basketball Tournament was held over Winter Break. The girls and boys both finished 4th in the 8-team tournament. This was the first year of the new format.
- The Bennington Wrestling program hosted the Badger Duals on Saturday, December 30. The boys placed 2nd in the 10-team field.
- 1st Semester Final Exams were conducted on December 19 and 20. Students who were not in attendance were given the opportunity to complete exams for the semester December 21-29.

- Bennington High School will serve as a host site (along with all elementary & middle schools) for the annual BBA Basketball Tournament January 12-14, 2024. The BBA Shootout will include over 200 teams over the three-day tournament.
- Post-Prom (junior parents) hosts the Winter Formal at BHS on Saturday, January 27. The dance is open to all students in grades 9-12 and will be held from 7:30 to 10:30 pm.
- The Bennington Wrestling Club will host the annual BWC Youth Tournament at BHS on Sunday, January 28, 2024.
- The BHS Dance Team will be competing in the National Dance Championships held in Orlando, Florida the first week of February. The Dance team is hosting a National Competition sendoff on Sunday, January 29 at BHS.
- The BHS Cheer Team will be hosting a Cheer Competition for local/area squads at BHS on Sunday, February 4. The competition begins at 12:00 pm.

Social Media Celebrations for Bennington High School:



Lily Cunard, Life Skills Student, and her completed project in Mrs. Guynan's FCS class.



Alex Ream – BHS Class of 2023 Graduate along with Mrs. Guynan his #1 Fan!



BHS Staff and ugly sweaters – December 21, 2023.



Girls Basketball – Holiday Season Shoppers for families in need of gifts.



DANIEL BOMBECK

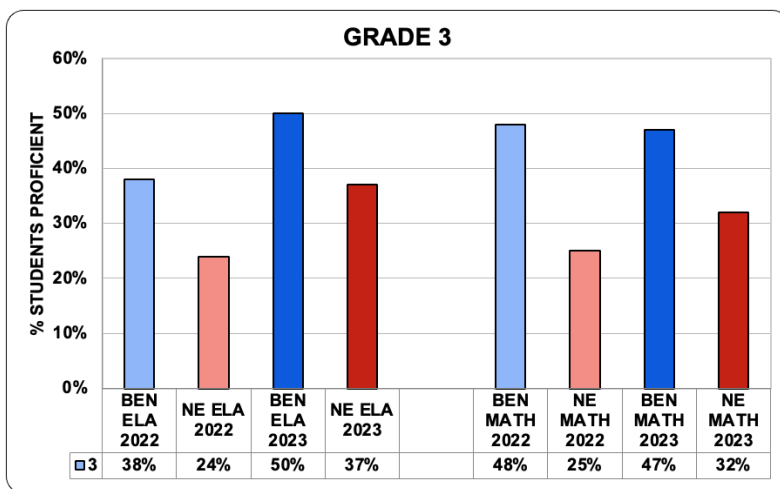
Director of Student Services

KATHRYN SINDELAR

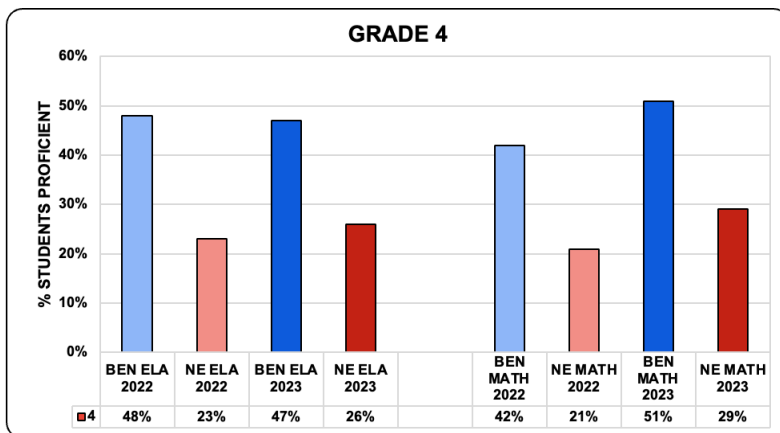
Asst. Director of Student Services

Special Education Nebraska Student-Centered Assessment System (NSCAS) Results

Comparisons for Bennington Public Schools 2021-22, 2022-23, and Nebraska state-wide results for these years are provided in the charts below. Results are available for English Language Arts (ELA) and Math for grades 3-8. It is of note that NSCAS in its current version requires districts and students to participate in the summative assessment in the spring, and has the option for districts to participate in the growth through year assessments in the fall and winter for 2022-23.



Grade 3 results show that Bennington is scoring above the state average with a gain between the 21-22 to 22-23 in ELA. Math shows consistent results from year to year.



Grade 4 shows consistent results in ELA in the comparison years with an increase in Math. In comparing 3rd grade 2021-22 results to 4th grade 2022-23, we see cohort gains.

BENNINGTON PUBLIC SCHOOLS

Student Services

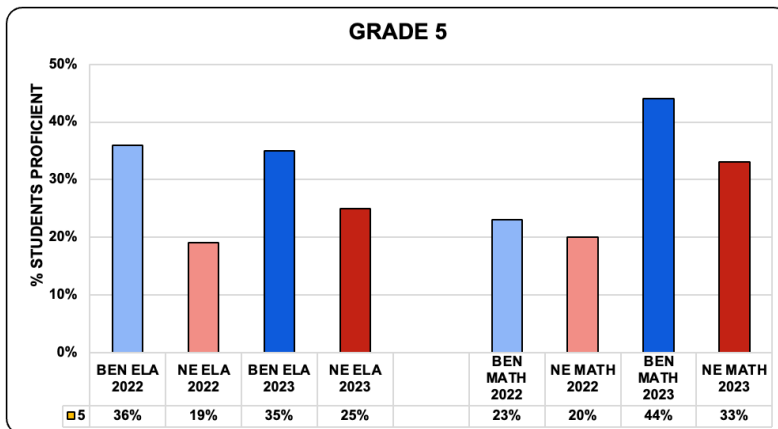


DANIEL BOMBECK

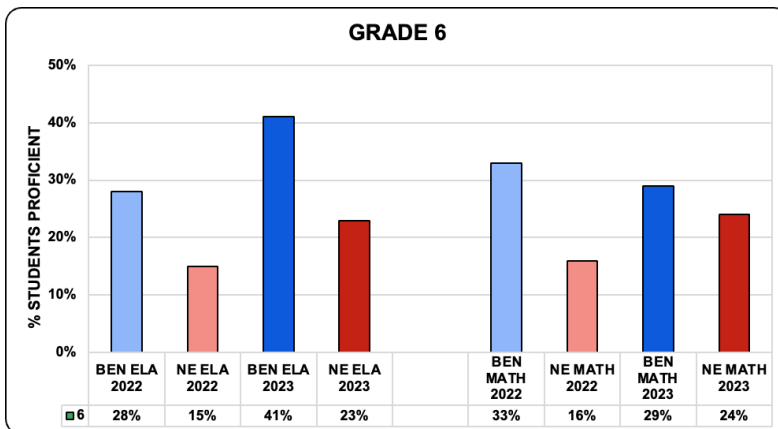
Director of Student Services

KATHRYN SINDELAR

Asst. Director of Student Services



Grade 5 indicates consistency in ELA and a significant increase in Math for comparison years. Results again show Bennington is performing above the state average for all categories and years.



Grade 6 again shows that Bennington is performing above the state average. ELA results indicate a significant increase in proficiency. Although 6th grade Math shows a slight decrease from year to year, the 2021-22 results in 5th grade as compared to the 2022-23 results in 6th grade show a cohort improvement.

BENNINGTON PUBLIC SCHOOLS

Student Services

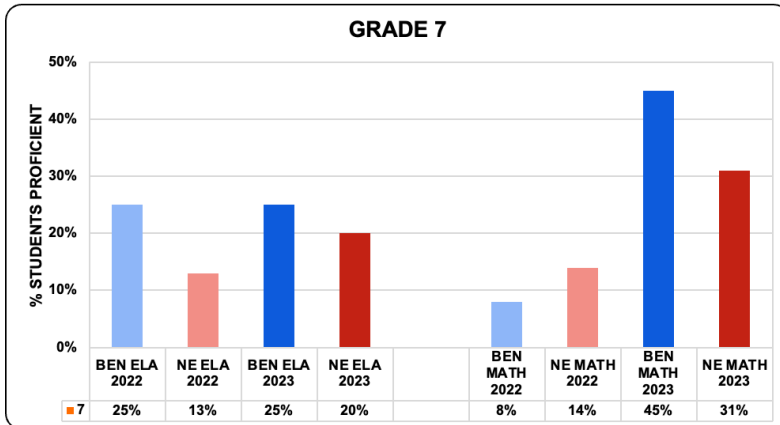


DANIEL BOMBECK

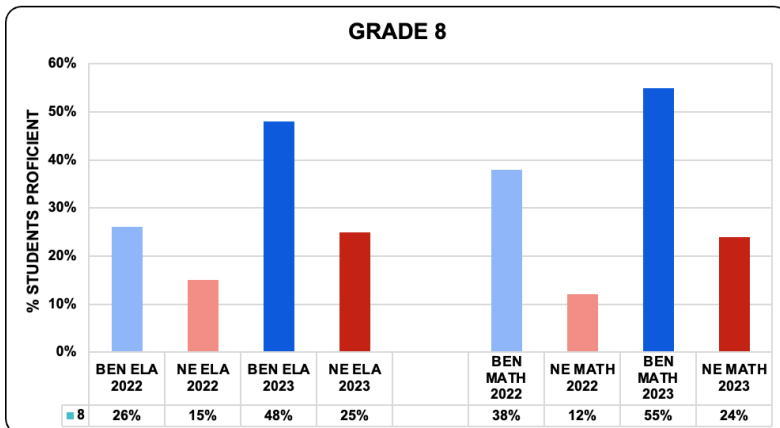
Director of Student Services

KATHRYN SINDELAR

Asst. Director of Student Services



Grade 7 indicates consistent results in ELA with a significant improvement in Math. Scores again indicate the district performing above the state average.



Grade 8 shows increases in both ELA and Math for year to year comparisons as well as 7th grade 2021-22 to 8th grade 2022-23 cohort comparisons.

BENNINGTON PUBLIC SCHOOLS
11620 N 156th St
Bennington, NE 68007

Matt Blomenkamp
Assistant Superintendent of Operations

“WeAreBPS”

(402) 238-3044

To: Board of Education
Date: January 8, 2024, Board Meeting

The Building and Finance committee met on Thursday, December 21, 2023. The main topic of discussion was classified and administration pay increases for the 2024-25 school year.

Deputy Ramaeker and Dr. Lamberty coordinated lockdown and lockout drills at the high school this past month that included the use of drug dogs. This is a practice we have used in Bennington for many years and believe it to help keep our school safe from drugs and alcohol.

District office administration has been in multiple meetings with DLR this past month to review the schematic design of high school #2. Work with our SPED, FCS, and STS departments has helped the architects better design classroom areas in the proposed building. Dr. Thoendel and I were able to visit Gretna East this past week to view their welding and small engines program in their STS department. This information will help us to create more usable space in the new school proposal.

Work finished up this month in the old high school weight room to renovate half into a new training room and half into a health classroom and wrestling room.





Over the next month, I will have the opportunity to attend multiple job fairs. January 19 – Midland, January 31 – Wayne State, February 12 – UNL.

Currently we have six certified positions open in the district, three paraprofessionals, one activity driver, and eight food service.

We will be hosting MOEC Human Resources meeting on January 18th of this month. HR administrators from around the metro meet monthly to discuss topics such as job shortages, retention and recruitment, salary and benefits, certification, and work with NDE. This will be the first time Bennington has hosted MOEC HR.

Meetings/Conference Attended:

- None

Bennington Public Schools Curriculum & Assessments Report January 8, 2024

Assessment & Intervention

- ❖ Students in grades K-5 participate in our Benchmarking process to identify students in need of extra support through interventions. Benchmarking is complete and intervention services have begun. The Nebraska Reading Improvement Act passed by the Nebraska Legislature has expanded our responsibility to students considered deficient in reading through the benchmarking and specifically on the MAP-Growth Reading test. Students below the thresholds shown below must receive an Individual Reading Improvement Plan (IRIP). Teachers in grades K-5 have updated plans for students continuing to receive support and written new plans for newly identified students. Parents have received a phone call from the classroom teachers to learn about the extra support and the IRIPs will be presented and reviewed with parents during conferences February 13th & 14th.

| MAP-GROWTH | FALL | WINTER | SPRING |
|---------------------|---|---|---|
| KINDERGARTEN | 130 | 140 | 147 |
| GRADE 1 | 149 | 159 | 164 |
| GRADE 2 | 164 | 173 | 177 |
| GRADE 3 | 178 | 185 | 189 |
| GRADE 4* | 185 <i>And IRIP in 3. Grade</i> | 192 <i>And IRIP in 3. Grade</i> | 194 <i>And IRIP in 3. Grade</i> |
| GRADE 5* | 193 <i>And IRIP in 4. Grade</i> | 198 <i>And IRIP in 4. Grade</i> | 200 <i>And IRIP in 4. Grade</i> |
| GRADE 6* | 200 <i>And IRIP in 5. Grade</i> | 203 <i>And IRIP in 5. Grade</i> | 205 <i>And IRIP in 5. Grade</i> |
| GRADE 7* | 205 <i>And IRIP in 6. Grade</i> | 207 <i>And IRIP in 6. Grade</i> | 208 <i>And IRIP in 6. Grade</i> |

*District determined thresholds.

- ❖ Bennington's plan for supporting students qualifying for an IRIP includes continuing service for students even if they reach the threshold identified. Students whom hit the threshold once, move into a "monitor" status with additional intervention support at a lower rate and students meeting two consecutive Benchmarks to no longer qualify for additional reading support. The table below shows the progress made for students receiving the additional support through the IRIP. *Numbers below 10 are redacted to protect student identity.*

| | Fall | Winter - Met | Winter - Exit | Winter - New | Winter - Not Met | Total Winter |
|-----------------|------|--------------|---------------|--------------|------------------|--------------|
| AP TOTAL | 22 | █ | █ | █ | 11 | 26 |
| BE TOTAL | 34 | 14 | █ | 10 | 15 | 39 |
| HE TOTAL | 48 | 17 | 10 | 15 | 20 | 52 |
| PC TOTAL | 45 | █ | █ | 14 | 33 | 52 |
| SE TOTAL | 30 | 17 | █ | █ | █ | 37 |
| DISTRICT | 179 | 62 | 25 | 52 | 88 | 206 |

Bennington Public Schools Curriculum & Assessments Report January 8, 2024

Attachment V-A.5

- ❖ Below is a table of the number of students qualified for intervention for this Spring Semester. Numbers below 10 are redacted to protect student identity.

| School & Intervention | K | 1 | 2 | 3 | 4 | 5 | TOTAL |
|-----------------------|----|----|----|----|----|----|-------|
| AP – IRIP | █ | █ | 11 | █ | █ | █ | 26 |
| AP – READ | NA | █ | █ | █ | █ | █ | 16 |
| AP – MATH | NA | █ | █ | █ | █ | █ | 18 |
| BE - IRIP | █ | █ | 21 | █ | █ | █ | 39 |
| BE – READ | NA | █ | 10 | █ | █ | █ | 29 |
| BE – MATH | NA | █ | 11 | █ | █ | █ | 25 |
| HE – IRIP | 11 | 10 | 15 | █ | █ | █ | 52 |
| HE – READ | NA | █ | 16 | █ | █ | █ | 38 |
| HE – MATH | NA | █ | 16 | 13 | 13 | █ | 52 |
| PC – IRIP | █ | 11 | 26 | █ | █ | █ | 52 |
| PC – READ | NA | 14 | 23 | █ | █ | █ | 52 |
| PC - MATH | NA | █ | 24 | █ | █ | █ | 43 |
| SE - IRIP | █ | █ | 14 | █ | █ | █ | 37 |
| SE - READ | NA | █ | █ | █ | █ | █ | 18 |
| SE - MATH | NA | █ | 13 | █ | █ | █ | 33 |
| TOTAL IRIP | 31 | 37 | 87 | 31 | 15 | █ | 206 |
| TOTAL READ | NA | 40 | 63 | 23 | 15 | 12 | 153 |
| TOTAL MATH | NA | 18 | 71 | 31 | 29 | 22 | 171 |

- ❖ Multiple data points are used to identify students for services from the Reading and Math Specialists.
- ❖ Kindergarten does not officially qualify for pull-out services. They receive flexible support in class.
- ❖ Students may be counted more than once in this chart, as they may receive one to three services.

Professional Development

- ❖ January 2nd was a professional learning day for staff to begin the second semester. The day included a Welcome Back Breakfast hosted by the Board of Education and Administrators followed by a Welcome Back and Refocusing of our District Goals from Dr. Plas. The remainder of the morning included two select-a-session opportunities with forty sessions to choose from in both live and virtual formats. Topics ranged from Instructional Strategies, Behavior Management, Student Engagement, Technology, Planning & Preparation, Coaching & Mentoring, and Wellness. Presenters included Bennington Administrators, Teachers, ESU#3 Staff Developers, Apple Trainers, and many other professionals.

Superintendent Report

January 2024

Bond Issue Timelines

Now that the BOE has officially moved forward with the special election bond referendum set for March 12th, it is crucial that we assist in educating our community to make informed decisions when completing the ballot. Below is our informational campaign plan:

- Community Meetings
 - The community will have the opportunity to hear directly from myself and Dr. Blomenkamp regarding plans, designs, budget considerations, voting procedures, and other relevant details during three informational meetings scheduled for late January and early February.
 - Additionally, we will create a digital presentation with the same information, shared online and on social media.
- Informational Brochure
 - An informational brochure will be mailed to all district addresses in the middle of January. This brochure aims to provide a range of information on the bond issue, ensuring our patrons are well-informed before casting their ballots.
- Social Media
 - The district will disseminate information through our social media channels, including the district Facebook page. Additionally, Dr. Plas will share information on his Twitter account.

Audit Follow-Up

The most recent district audit report, provided by Eide & Bailey in November, highlighted a couple of items that required attention from the district during this school year. A brief report on each is provided below:

1. BPS needed to ensure that all booster clubs were no longer using the district tax-identification number (TIN) on their accounts. After some investigation, we discovered one former checking account from a booster club that did not transfer to their new account properly. Although it was not an active account, we promptly closed it. This process has been finalized, and a letter has been sent to the auditors to confirm that it is no longer operational.
2. The second area of change involved the removal of the bylaw within the Bennington Education Foundation stating that the Bennington Board of Education would approve the foundation board of directors. The Foundation is undergoing a strategic planning process from January through April, during which one of the topics is the update of the bylaws. They have explicitly addressed that they will remove that language from their bylaws as part of this process.

District Office Restructure

At the last meeting, the BOE approved the retirement of Dr. Dee Hoge. Dr. Hoge has served as the Assistant Superintendent of Curriculum, Assessment, and Instruction for many years and has done a wonderful job overseeing the CIA department as the district has grown from small to very large.

Dr. Hoge's retirement prompted the district to reconsider its structure as we grow from our current size of 4,260 students up to 7,500 students over the next decade or more. We researched district offices of schools ranging from 4,500 to 10,000 students in Nebraska for comparison. Consistently, those schools are structured with a superintendent, one assistant superintendent, and multiple executive directors and directors.

Currently, Director and Superintendent roles in BPS oversee multiple areas, making it challenging for individuals in these roles to develop deep expertise in any area or build systems that serve a growing district. As we grow, having roles with greater focus will not only allow the district to meet changing

demands with increased size but will also lead to greater focus and expertise to improve the quality of systems in the organization to serve students, staff, parents, and the BPS community. Moreover, having a vision for how we 'scale-up' BPS with continued growth will ensure that positions are added with efficiency and purpose over time.

Knowing we will continue to grow, we have recommended changing the Assistant Superintendent of Curriculum, Instruction, and Assessment role to Director of Secondary Education. Shannon Thoendel's current role as Assistant Director of Curriculum, Instruction, and Assessment will change to Director of Elementary Education.

We will continue to grow district office positions at the Director level. Directors will become experts in specific disciplines of education, creating the foundation for a highly functioning and sustainable district office administrative team.

Legislative Update

Hard to believe, but the 2024 Legislative Session is officially underway. As a reminder, this year is the short session, which will last up to 60 legislative days and end in early April. The first couple of weeks have some important dates/items that I wanted to pass along, including:

- January 3rd – First Day of Session
- January 17th – Last Day to Introduce Bills

Like most short session years, we anticipate over 500 bills to be introduced, with at least 100 that would have some impact on education or education funding. We still have the 150-plus bills from the 2023 session awaiting or continuing with debate.

A reminder of the local state senators representing constituents within the Bennington Public School boundaries: Senator Christy Armendariz and Senator Wendy DeBoer.

NASB does have an upcoming Legislative Conference on January 22nd.

**Curriculum & Americanism Committee Notes
December 11, 2023
1940 Board Room**

The Curriculum & Americanism Committee of the Bennington Board of Education met on December 11, 2023, at 5:00 PM in the 1940 Board Room. Board members present were Kara Neuverth, Kristi Ryan, and Steve Shannon. The administrators in attendance were Dr. Plas, Dr. Thoendel, and Dr. Hoge. The Curriculum Committee (Committee) met for the sixth time this school term to review the Personnel and Curriculum Proposals with special attention on low-cost and/or priority proposals identified by the administration for the 2024-2025 school year.

A review of the November 27th, 2023, Curriculum & Americanism Committee Meeting notes was conducted, highlighting the list of low-cost proposals for approval at the regular BOE meeting scheduled for later in the evening. Seven proposals will be presented for approval: #27) Paraprofessional Training, #32) Separate MS Girls' Wrestling Teams, #29) MS Play Production II, #31) BMS Leadership Academy, #46) Change Basic Math Progression, #10) Adjust Trigger System for MS T&L and PE, and #50) Increase Hourly Rate for Summer Strength Pay. Proposed expenditures total \$24,285.

Dr. Hoge proceeded with additional details on the remainder of the low-cost proposals under consideration. The information included implications for school operations, student participation, and staffing. After discussion and pending Building and Finance Committee budget allocation, the following low-cost proposals were unanimously approved for consideration of the Board of Education in January.

| Proposal Number | Name | Description | Personnel Costs | Curriculum Costs | Rank |
|------------------------------------|---|---|----------------------------|------------------|------|
| 34 | Add AP PreCalculus | Offer AP PreCalculus as a choice for HS students | \$0 | \$7,900 | 1.50 |
| 40 | Ceramics Course | Add Ceramics Course to HS Art Curriculum | \$0 | \$8,800 | 1.69 |
| 42 | Leadership Academy Course | Add Elective Leadership Course to HS Curriculum | \$1,280 | \$3,000 | 1.81 |
| 33 | Add AP Government | Offer AP Government as a choice for Seniors | Already Approved a Teacher | \$3,080 | 2.19 |
| 51 | Unified Music Course | Add Unified Music to the HS Curriculum | \$0 | \$0 | 2.48 |
| 23 | Therapy Dog: Policy Change & Procedures | Update policy and procedures to accommodate a Therapy Dog at Heritage Elementary. | \$0 | \$0 | 3.00 |
| TOTAL PROPOSED EXPENDITURES | | | \$1,280 | \$22,780 | |

Total Cost = \$24,060

The Committee will further discuss modifications and approval of the following low-cost proposals: #36 2.0 HS Cross Country Coach, #45 HS PST Leaders, #41 JV Cheerleading, #44 Percussion Instructor, #22 Adjust Level of Pay for Elementary Gym Coord., #37 HS Athletic Aides on Extra Duty Schedule, #30 BMS Science Olympiad, #48 Summer Band Instruction, and #49 Summer Vocal Music Instruction.

Before the introduction of the next round of proposals, Dr. Plas explained the current budget forecast and the actual personnel and curriculum proposal costs to date. It was communicated that at this time the maximum approved budget authority has been exhausted until more 2024-2025 budget information is available.

The final item presented to the Committee was five proposals that received a high rating by the District Curriculum Proposal Committee. In addition, the proposals were recognized by administrators as a priority. It was determined that since the maximum approved budget authority has been exhausted, additional proposal considerations should be placed on hold until more 2024-2025 budget information is available.

The meeting adjourned at 5:55 PM. The seventh meeting of the Curriculum & Americanism Committee will be scheduled after the completion of winter break.

Building and Finance Committee Notes
December 21, 2023
1940's Conference Room

The Building and Finance Committee (“Committee”) of the Bennington Board of Education (“BOE”) met on December 21, 2023, at 3:00 PM in the 1940’s conference room at the District Office. Board members present were Allyson Slobotski, Jeremy Dick, and Tim Dreessen. Administrators in attendance were Aaron Plas and Matt Blomenkamp. The Committee met for the eighth time this school term to approve projects, discuss contracts, and review future bond projects.

Dr. Plas presented three separate contracts related to the potential second high school. The Committee approved a preliminary contract with DLR Group for schematic design and design development prior to the March 12th bond vote to go to the BOE. Additionally, the Committee approved an amendment to the Hausmann Construction Management at Risk contract with only limited changes to update the project scope to match the reduced construction of the new bond proposal. Finally, the Committee approved advancing the geotechnical contract with Terracon for the 180th and Military site to ensure construction timelines could be met if the bond is approved.

Dr. Plas presented the Committee with a proposed organizational chart restructuring for the District Office administration. In light of Dr. Hoge’s retirement, the administration conducted research on the structures of district offices in Nebraska schools with student populations between 4,500 and 9,000. It was consistently found that such schools employ a superintendent, one assistant superintendent, and multiple executive directors and directors. Dr. Plas detailed a proposed tiered system for creating director positions as Bennington continues to grow. This approach envisions directors as experts in specific education disciplines, creating the foundation for a highly functioning and sustainable district office administrative team. The Committee endorsed the plan, but wanted all other BOE members to provide feedback on the proposal before moving forward. In addition, the Committee acknowledged that the district may need to continue with the current structure of two assistant superintendents, if necessary, depending on the pool of applicants for the new director position.

Dr. Blomenkamp presented the Committee with a cost analysis of awarding raises to classified staff and administration for the 2024-25 school year. Various options for total package increases (including salary and benefits) were considered. The Committee decided to maintain consistency with the certified staff increase approved in December and unanimously endorsed a 4% overall package increase for both classified staff and administration. The Committee requested detailed information be provided to all BOE members at the January 8th regular meeting.

Dr. Plas presented six low-cost Curriculum Committee proposals to the Committee. The Committee unanimously approved the proposals for a total cost of \$24,060. Dr. Plas also discussed two additional packages of low-cost proposals that the Committee could consider for approval at a later date, pending a clearer revenue projection for the 2024-25 budget.

Dr. Blomenkamp shared details regarding the availability of a 10-passenger van, attributing the readiness to ordering issues at Baxter Ford. Given the district’s historical challenges in acquiring new large passenger vehicles and the increasing demand for vehicles due to expanding activity offerings and an aging fleet, the need for additional vehicles has become evident. The budget for this school year includes funds allocated for the purchase of a large passenger vehicle. Consequently, the Committee unanimously approved the acquisition of a 10-passenger van at the cost of \$60,175.

Other Items that were discussed in the meeting:

- The reorganization of the summer maintenance fund through the business office. Building principals will apply for both small and large projects annually, and Dr. Blomenkamp will prioritize and approve requests each spring.
- A meeting with Trane to discuss their Intelligent Services software. More information is needed to better discuss potential cost savings.
- The need for replacement of band uniforms at the high school, with administration requesting additional time to research options based on the bond outcome.
- Dr. Blomenkamp provided information that the Music Boosters worked with i3 Bank to resolve the use of the school's TIN, following the auditors' direction.
- Continued discussions about the demand for more gym space from outside organizations. The district will contract with the Conqueror League for middle school gym usage this winter.
- An update on High School #2 programming and construction meetings with DLR and Hausmann Construction during winter break.
- Discussions about potential bus purchases in the next two years, with growth data collected to guide purchases. The administration will seek bids for off-lease large and special education buses, with recommendations to be made in a future committee meeting.

At 4:39 PM, the Building and Finance Committee meeting adjourned with no set date for the next meeting.

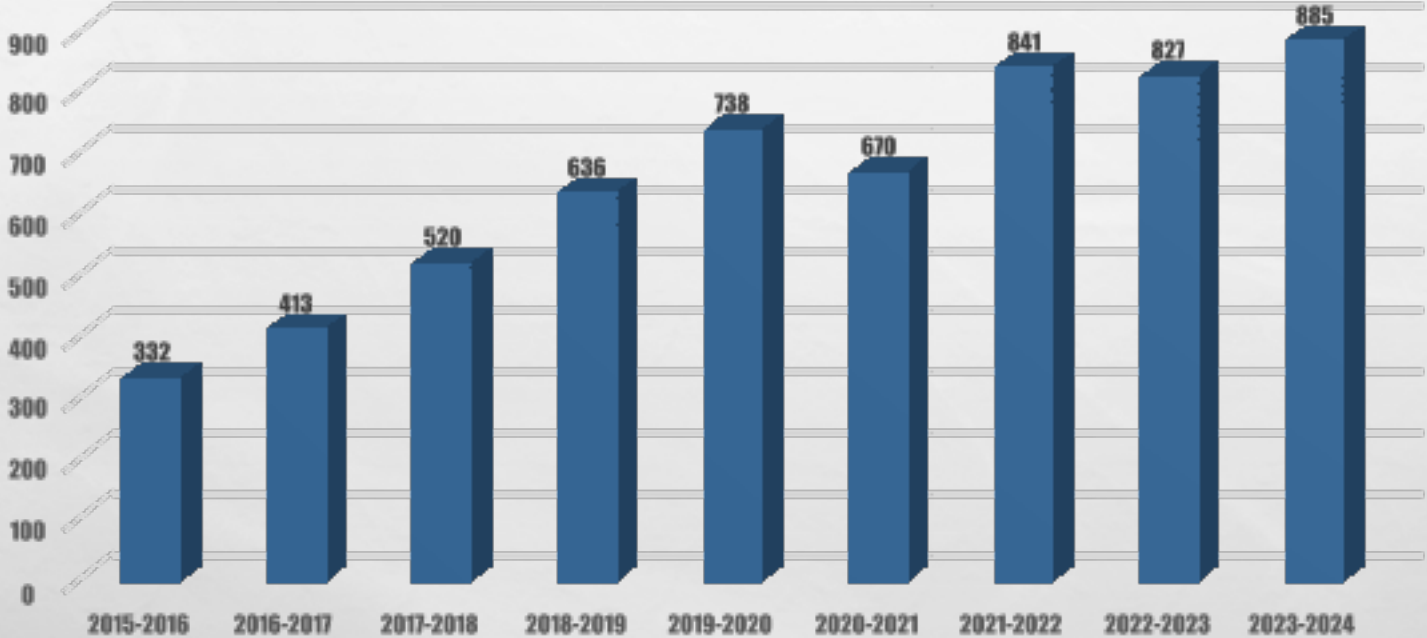
TRANSPORTATION UPDATE

JANUARY 2024



BUS GROWTH OVER THE YEARS

Students



2022-2023 SCHOOL YEAR

- **885 STUDENTS TRANSPORTED DAILY**
 - **815 K-12**
 - **SERVICED BY 17 BUSES. AVERAGE OF 47 STUDENTS PER BUS.**
 - **36 SPED**
 - **SERVICED BY 4 SPED BUSES**
 - **34 PRE-K**
 - **SERVICED BY 2 PRE-K BUSES**
- **23 TOTAL DAILY ROUTES.**
- **ZERO BUSES MIXED WITH ELEMENTARY AND SECONDARY.**
 - **STUDENTS ARE SPENDING LESS TIME ON THE BUS AS A RESULT.**
 - **WE HAVE SEEN A DRASTIC DECREASE IN BUS CONDUCT REFERRALS.**
- **345 ACTIVITY TRIPS IN FIRST SEMESTER COMPARED TO 355 SAME TIME LAST YEAR.**
 - **22,858 MILES TRAVELED FOR ACTIVITIES COMPARED TO 24,074 SAME TIME LAST YEAR.**

BUS DRIVERS

23 TOTAL ROUTES

18 DRIVERS EMPLOYED BY BPS

5 DRIVERS CONTRACTED THROUGH FIRST STUDENT

BPS WILL CONTINUE TO EVALUATE WAGES AND BENEFITS IN ORDER TO REMAIN COMPETITIVE IN A VERY COMPETITIVE CDL LABOR MARKET.

3 NEW DRIVERS HIRED THIS YEAR.

2 REQUIRED FULL TRAINING.

BUS FLEET

- **WE WILL CONTINUE RESEARCHING THE NEED FOR PURCHASING BUSES AND VANS TO ADD TO THE FLEET DUE TO THE GROWTH OF THE DISTRICT.**
- **THE DISTRICT ADDED A 2023 CHEVY SUBURBAN AND WILL ADD A 2023 FORD TRANSIT 10 PASSENGER VAN (2023-24 BUDGET)**
- **BIDS ARE CURRENTLY BEING GATHERED FOR TWO ADDITIONAL K-12 PASSENGER BUSES**
 - **THERE IS A DELAY IN NEW BUS DELIVERIES DUE TO SUPPLY CHAIN ISSUES. THEREFORE LEASE RETURNS ARE NOT PRICED YET. ONCE DEALERS KNOW WHAT IS COMING BACK, WE CAN SECURE PRICING FOR AND ESTIMATED AUGUST DELIVERY.**

TRANSPORTATION FEES

BENNINGTON - \$175 PER SEMESTER PER STUDENT.

\$350 PER SEMESTER OR \$700 PER YEAR MAXIMUM PER FAMILY.

NEIGHBORING DISTRICT - \$89.30 / CHILD PER MONTH FOR FIRST CHILD

\$84.30 / SECOND CHILD

\$79.30 / THIRD CHILD

\$ FREE ADDITIONAL CHILDREN

FAMILY OF THREE STUDENTS IN NEIGHBORING DISTRICT - \$2,529 PER YEAR COMPARED TO \$700 IN BENNINGTON.

MAINTENANCE

BPS IS EXPLORING A FULL -TIME MECHANIC TO MAINTAIN OUR GROWING FLEET. (PERSONNEL PROPOSAL)

- **RELYING ON MOBILE MECHANICS HAS LED TO ADJUSTMENTS IN ACTIVITY TRIP SCHEDULES.**
- **THE RESPONSE TIME HAS GONE FROM 24-48 HOURS TO 1-2 WEEKS.**

FIRST SEMESTER TOTAL FOR MOBILE MECHANIC AND VARIOUS SHOPS \$96,975. (INCLUDES PARTS AND LABOR)

LOOKING AHEAD.....

- **AN ALTERNATIVE BPS COULD CONSIDER, WOULD BE STAGGERING START AND DISMISSAL TIMES BY 45-60 MINUTES.**
 - **THIS WOULD MAKE EACH ROUTE A SPLIT ROUTE AND NEARLY DOUBLE THE CAPACITY EACH DRIVER COULD TRANSPORT DAILY.**
 - **THIS COULD POTENTIALLY MOVE DRIVERS TO FULL TIME STATUS WITH BENEFITS DEPENDING ON SCHOOL SCHEDULES AND HOURS WORKED.**
 - **FULL TIME DRIVERS COULD LEAD TO BETTER RETENTION AND STABILITY IN STAFFING.**

The background features a vibrant, artistic design. In the top left, there is a green spiral with a red brushstroke underneath. In the top right, a yellow sun with two smiling faces wearing headphones is surrounded by radiating lines. The bottom left shows yellow leaves on a branch, and the bottom right shows green leaves on a branch. The central text is enclosed in a white box with a thin red border.

BPS Instructional Coaching

Board of Education Spotlight Report


January 2024



**Define
Instructional
Coaching**



BPS Model





Purpose







Next Steps


Helping
Collaboration
Deep Learning
Modeling
Professional
Reflecting
Community
Curriculum
Planning
Learning
Create to Learn
Facilitating
Instructional Design
Professional Development
Creativity/Integration

Instructional Coach









Promoting Growth Through Continuous Learning

Instruction

Relationships

Reflection

The Alpha Post



Kathy Albin



Lindsay Anderson



Kellie Backlund



MaryBeth Bates



Jennifer Callahan



Jessica Ehlers



Jen Flynn



Emily Kiger



Barb Knott

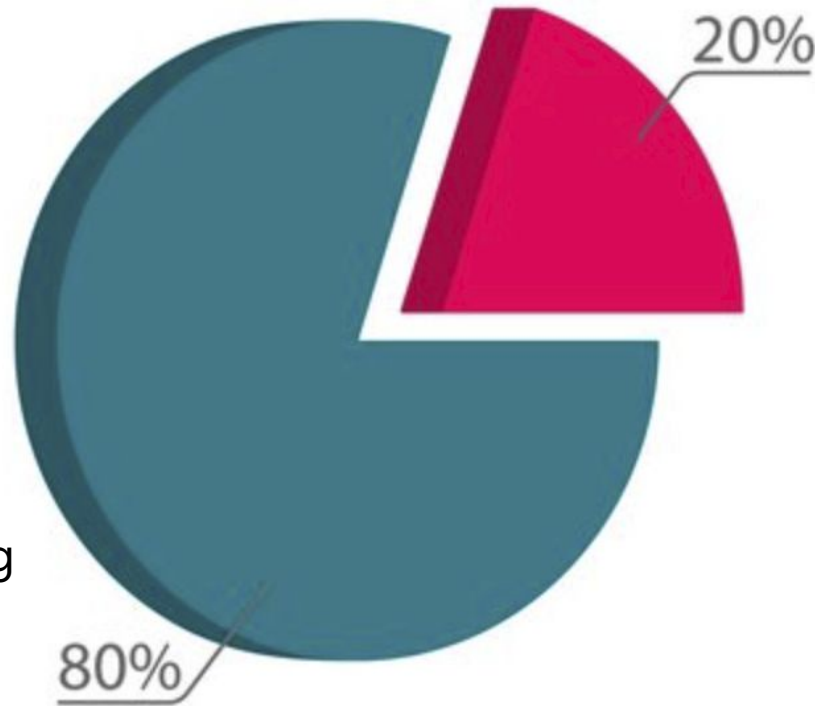


Casey Mimick



Pamela Rowley

- Building level student intervention services in supplemental math or reading instruction
- District Assessment Coordinators



- Coaching partnerships with new elementary teachers
- Leading building and district level professional learning
- PLC facilitation
- Curriculum, Instruction & data based decision making support



Enhance Richness of Impact with Full Time Coaches

Extend Coaching to Middle School & High School

Expand Tier 1 Classroom Instruction Support



Thank you !

Presentation template by

PPTMÖN.com

<http://pptmon.com/> Click to follow link

Google Fonts

Limelight Font download by

<https://fonts.google.com/specimen/Limelight> Click to follow link

Montserrat Font download by

<https://fonts.google.com/specimen/Montserrat> Click to follow link



ATTORNEYS AT LAW
MICHAEL A. KELLEY (NE)
SEAN P. KELLEY (NE)
JULIA PLUCKER (NE)
TOM KELLEY (1919-1989)

MEMORANDUM

To: Dr. Aaron Plas
Bennington Public Schools

From: Julia Plucker

Date: January 5, 2024

Re: Legislative Update

General Session Information

The Nebraska 108th Legislature, Second Session, began on Wednesday, January 3, 2024. The first order of business (due to the resignation of former Senator Tom Briese) included the election of Executive Board chair - Senator Ray Aguilar, as well as Executive Board Vice-Chair - Senator John Lowe (beating Senator Terrell McKinney 31-15). All other leadership positions and committee assignments remain the same this short session. The first two days of the session continued with introduction of over 150 new legislative bills. There are also over six hundred carry-over bills and resolutions - these carryover measures will not have another public hearing, but each newly introduced bill will have a hearing beginning on January 22.

Time will be at a premium again this session due to a number of factors. The session is short - only 60 days - and a number of contentious issues are set to be debated. Debate will begin with potential rules changes, sought by both Speaker John Arch and Chair of the Rules Committee, Senator Steve Erdman. A number of those proposals are controversial, including eliminating secret votes for leadership positions and changes to the 33 votes needed to end a filibuster. Other big issues the legislature will tackle this session include a potential tax shift proposal (reducing property taxes but raising sales taxes), workforce solutions and restoring access to records and institutions for state inspectors general. Interestingly, because of these time constraints, 18 priority bills have already been designated. After the rules debate, priority bills will dominate the remainder of the session.

Key dates for the 2024 Nebraska Legislative Session:

Bill introduction January 3rd – January 17th.

Rules Debate January 10th – 19th (if necessary).

Committee hearings January 22nd - February 29th.

Deadline for designation of committee and senator priority bills -February 15.

Full Day floor debate begins March 4th.

Tentative Adjourn Sine Die – April 18th.

Highlighted Education Bills:

LB 841 (McKinney) Adopt the School Leadership Education Engagement Act

- Adopts the School Leadership Engagement Act. The purpose of the Act is to “promote a deeper understanding and connection between individuals in school leadership positions and the schools and educational process such individuals oversee.” The Act would require an administrator at any school to spend a minimum of 15% of such administrator’s work time participating directly in school engagement activities in a manner that would not otherwise interfere with the normal function or disrupt the operations of said school.

LB 855 (Conrad) Prohibit school districts from taking certain actions relating to outstanding debts on a school lunch or breakfast account

LB 859 (Linehan) Change conflict of interest provisions for certain political subdivision officers

- Broadens the definition of persons subject to the disclosure requirements of the Act from city and village elected official to elected officials of any political subdivision, excluding elected members of SIDs.

LB 899 (Hughes) Exempt Class III school districts from the prohibition on suspending a student in pre-kindergarten through second grade

2023 - BENNINGTON PUBLIC SCHOOLS - 2024

| AUGUST 2023 | | | | |
|-------------|----|----|----|----|
| M | T | W | Th | F |
| | 1 | 2 | 3 | 4 |
| 7 | 8 | 9 | 10 | 11 |
| 14 | 15 | 16 | 17 | 18 |
| 21 | 22 | 23 | 24 | 25 |
| 28 | 29 | 30 | 31 | |

| SEPTEMBER 2023 | | | | |
|----------------|----|----|----|----|
| M | T | W | Th | F |
| | | | | 1 |
| 4 | 5 | 6 | 7 | 8 |
| 11 | 12 | 13 | 14 | 15 |
| 18 | 19 | 20 | 21 | 22 |
| 25 | 26 | 27 | 28 | 29 |

| OCTOBER 2023 | | | | |
|--------------|----|----|----|----|
| M | T | W | Th | F |
| 2 | 3 | 4 | 5 | 6 |
| 9 | 10 | 11 | 12 | 13 |
| 16 | 17 | 18 | 19 | 20 |
| 23 | 24 | 25 | 26 | 27 |
| 30 | 31 | | | |

| NOVEMBER 2023 | | | | |
|---------------|----|----|----|----|
| M | T | W | Th | F |
| | | 1 | 2 | 3 |
| 6 | 7 | 8 | 9 | 10 |
| 13 | 14 | 15 | 16 | 17 |
| 20 | 21 | 22 | 23 | 24 |
| 27 | 28 | 29 | 30 | |

| DECEMBER 2023 | | | | |
|---------------|----|----|----|----|
| M | T | W | Th | F |
| | | | | 1 |
| 4 | 5 | 6 | 7 | 8 |
| 11 | 12 | 13 | 14 | 15 |
| 18 | 19 | 20 | 21 | 22 |
| 25 | 26 | 27 | 28 | 29 |

August 2023
 11-15.....Staff Inservice
 16.....First Day of School/Early Staggered Dismissal

September 2023
 4Labor Day/No School
 13.....Early Staggered Dismissal/Inservice

October 2023
 11.....Early Staggered Dismissal/Inservice
 17-18.....Parent Teacher Conferences
 19.....Inservice/No School
 20.....No School
 23.....Second Quarter Begins

November 2023
 8.....Early Staggered Dismissal/Inservice
 22-24.....Thanksgiving Break

December 2023
 6.....Early Staggered Dismissal
 21.....Early Staggered Dismissal
 22-29.....Winter Break

January 2024
 1.....Winter Break
 2.....Staff Inservice/No School
 3.....Second Semester Start
 15.....Martin Luther King Jr. Day/No School
 17.....Early Staggered Dismissal/Inservice

February 2024
 7.....Early Staggered Dismissal/Inservice
 13-14.....Parent Teacher Conferences
 15.....Inservice/No School
 16.....No School
 19.....President's Day/No School

March 2024
 20.....Early Staggered Dismissal/Inservice
 25-29.....Spring Break

April 2024
 1.....Fourth Quarter Start
 9Early Staggered Dismissal/Inservice
 16.....Early Staggered Dismissal/Inservice
 26Staff Inservice/No School

May 2024
 1.....Early Staggered Dismissal/Inservice
 19.....Graduation
 21.....Last Day of School/Early Staggered Dismissal/Inservice
 22-24.....Snow Make-Up Days
 27.....Memorial Day/No School
 28-29.....Inservice

| | |
|--|---|
| Conferences | *Snow make up days if needed- May 22, 23, 24 |
| No School In-Service | |
| No School | |
| Early Staggered Dismissal Elem: 11:40 Middle: 11:50 High: 12:00 | |

| JANUARY 2024 | | | | |
|--------------|----|----|----|----|
| M | T | W | Th | F |
| 1 | 2 | 3 | 4 | 5 |
| 8 | 9 | 10 | 11 | 12 |
| 15 | 16 | 17 | 18 | 19 |
| 22 | 23 | 24 | 25 | 26 |
| 29 | 30 | 31 | | |

| FEBRUARY 2024 | | | | |
|---------------|----|----|----|----|
| M | T | W | Th | F |
| | | | 1 | 2 |
| 5 | 6 | 7 | 8 | 9 |
| 12 | 13 | 14 | 15 | 16 |
| 19 | 20 | 21 | 22 | 23 |
| 26 | 27 | 28 | 29 | |

| MARCH 2024 | | | | |
|------------|----|----|----|----|
| M | T | W | Th | F |
| | | | | 1 |
| 4 | 5 | 6 | 7 | 8 |
| 11 | 12 | 13 | 14 | 15 |
| 18 | 19 | 20 | 21 | 22 |
| 25 | 26 | 27 | 28 | 29 |

| APRIL 2024 | | | | |
|------------|----|----|----|----|
| M | T | W | Th | F |
| 1 | 2 | 3 | 4 | 5 |
| 8 | 9 | 10 | 11 | 12 |
| 15 | 16 | 17 | 18 | 19 |
| 22 | 23 | 24 | 25 | 26 |
| 29 | 30 | | | |

| MAY 2024 | | | | |
|----------|----|-----|-----|-----|
| M | T | W | Th | F |
| | | 1 | 2 | 3 |
| 6 | 7 | 8 | 9 | 10 |
| 13 | 14 | 15 | 16 | 17 |
| 20 | 21 | 22* | 23* | 24* |
| 27 | 28 | 29 | 30 | 31 |

CERTIFICATED EMPLOYEE CONTRACT RELEASE

A certificated employee who wishes to be released from his/her contract shall deliver a written and signed notice of resignation to the office of the Superintendent. Granting a request for release from a contract shall be contingent upon finding a suitable replacement. ~~with the following exception: A request for release from contract submitted before May 1 of the current school year requesting release for the upcoming school year shall be accepted by the Board without any conditions.~~

The Superintendent or his designee shall have the sole responsibility for determining the criteria used to define a suitable replacement for each position.

If in the opinion of the certificated employee unusual circumstances exist, the certificated employee may appeal to the Board to waive any of the above stated requirements.

The superintendent is authorized to file a complaint with the Nebraska Professional Practices Commission against a certificated employee who leaves without proper release from the board.

The Board of Education reserves the right to seek damages against any certificated employee as a result of breach of contract.

Legal Reference: NDE Rule 27
Neb. Statute 79-817 et seq.

Cross Reference: 406.03 Certificated Employee Individual Contracts
406.04 Certificated Employee Continuing Contracts

Approved _____ Reviewed October, 2021 Revised _____

CERTIFICATED EMPLOYEE CONTRACT RELEASE

A certificated employee who wishes to be released from his/her contract shall deliver a written and signed notice of resignation to the office of the Superintendent. Granting a request for release from a contract shall be contingent upon finding a suitable replacement.

The Superintendent or his designee shall have the sole responsibility for determining the criteria used to define a suitable replacement for each position.

If in the opinion of the certificated employee unusual circumstances exist, the certificated employee may appeal to the Board to waive any of the above stated requirements.

The superintendent is authorized to file a complaint with the Nebraska Professional Practices Commission against a certificated employee who leaves without proper release from the board.

The Board of Education reserves the right to seek damages against any certificated employee as a result of breach of contract.

Legal Reference: NDE Rule 27
Neb. Statute 79-817 et seq.

Cross Reference: 406.03 Certificated Employee Individual Contracts
406.04 Certificated Employee Continuing Contracts

Approved _____ Reviewed October, 2021 Revised _____

B. Discuss, Consider, and Take Action on District Purchases

The Building/Finance Committee met on December 21st to discuss potential district purchases. These discussions included several district level topics. At the conclusion, the Building and Finance Committee is recommending the following be approved for purchase:

| Building | Description | Cost | Fund | Vendor | General Notes |
|--------------------|--------------------------------|-------------|-------------|---------------|--|
| District | 10 Passenger Van | \$57,877 | General | Baxtor Ford | Due to an ordering issue, Baxtor Ford has several new 10-passenger vans available for purchase. The district has been trying to add to the fleet due to student growth, but 10-passenger vans have not been produced due to material shortages since the pandemic. This van is an opportunity to add to our fleet with a product that has been scarcely available. |
| Total Costs | General Fund – \$57,877 | | | | |

This bid was reviewed by the Building/Finance committee. The Building/Finance committee is unanimously recommending the approval of this purchase.

C. Discuss, Consider, and Take Action on Curriculum and Personnel Proposals

The Curriculum Committee met on December 11th to continue the process of determining which curriculum and personnel proposals to recommend for the 2024-25 school year. There were 51 proposals this year for consideration. At the previous meetings, the BOE approved nine proposals. Being cognizant the 2024-25 budget is going to have a large reduction in state aid, the Curriculum Committee has continued to spend additional time evaluating proposals that came with a low cost, hoping to move some forward prior the larger cost items that may be addressed when the 2024-25 budget situation becomes clearer. The Curriculum Committee is recommending the following proposals for approval:

| Proposal Number | Name | Description | Personnel Costs | Curriculum Costs |
|------------------------------------|---|---|-----------------|------------------|
| 34 | Add AP Precalculus | Offer AP Precalculus as a choice for HS students | \$0 | \$7,900 |
| 40 | Ceramics Course | Add Ceramics Course to HS Art Curriculum | \$0 | \$8,800 |
| 42 | Leadership Academy Course | Add Elective Leadership Course to HS Curriculum | \$1,280 | \$3,000 |
| 33 | Add AP Government | Offer AP Government as a choice for Seniors | \$0 | \$3,080 |
| 51 | Unified Music Course | Add Unified Music to the HS Curriculum | \$0 | \$0 |
| 23 | Therapy Dog: Policy Change & Procedures | Update policy and procedures to accommodate a Therapy Dog at Heritage Elementary. | \$0 | \$0 |
| TOTAL PROPOSED EXPENDITURES | | | \$1,280 | \$22,780 |

The estimated cost for these positions is \$24,060. These positions would be allocated from the 2024-25 General Fund budget.

The Curriculum Committee is unanimously recommending the approval of these proposals. The committee will review the remaining 36 proposals and rank them for future additions as funds are released from the Building/Finance Committee.

DRAFT #1 - 2025 - BENNINGTON PUBLIC SCHOOLS - 2026

| AUGUST 2025 | | | | |
|-------------|----|----|----|----|
| M | T | W | Th | F |
| | | | | 1 |
| 4 | 5 | 6 | 7 | 8 |
| 11 | 12 | 13 | 14 | 15 |
| 18 | 19 | 20 | 21 | 22 |
| 25 | 26 | 27 | 28 | 29 |

| SEPTEMBER 2025 | | | | |
|----------------|----|----|----|----|
| M | T | W | Th | F |
| 1 | 2 | 3 | 4 | 5 |
| 8 | 9 | 10 | 11 | 12 |
| 15 | 16 | 17 | 18 | 19 |
| 22 | 23 | 24 | 25 | 26 |
| 29 | 30 | | | |

| OCTOBER 2025 | | | | |
|--------------|----|----|----|----|
| M | T | W | Th | F |
| | | 1 | 2 | 3 |
| 6 | 7 | 8 | 9 | 10 |
| 13 | 14 | 15 | 16 | 17 |
| 20 | 21 | 22 | 23 | 24 |
| 27 | 28 | 29 | 30 | 31 |

| NOVEMBER 2025 | | | | |
|---------------|----|----|----|----|
| M | T | W | Th | F |
| 3 | 4 | 5 | 6 | 7 |
| 10 | 11 | 12 | 13 | 14 |
| 17 | 18 | 19 | 20 | 21 |
| 24 | 25 | 26 | 27 | 28 |

| DECEMBER 2025 | | | | |
|---------------|----|----|----|----|
| M | T | W | Th | F |
| 1 | 2 | 3 | 4 | 5 |
| 8 | 9 | 10 | 11 | 12 |
| 15 | 16 | 17 | 18 | 19 |
| 22 | 23 | 24 | 25 | 26 |
| 29 | 30 | 31 | | |

August 2025
 4-7.....New Staff Inservice – As Assigned
 8-12.....Staff Inservice
 13.....First Day of School/Early Staggered Dismissal

September 2025
 1.....Labor Day/No School
 10..... Early Staggered Dismissal/Inservice

October 2025
 8.....Early Staggered Dismissal/Inservice
 14-15.....Parent/Teacher Conferences
 Elementary 4:00-8:00 pm/Secondary 5:00-9:00 pm
 15.....End of 1st Quarter – 45 Days
 16.....Inservice/No School
 17.....No School

November 2025
 12.....Early Staggered Dismissal/Inservice
 26-28.....Thanksgiving Break

December 2025
 3.....Early Staggered Dismissal/Inservice
 19.....End of 1st Semester - 87 days/
 Early Staggered Dismissal
 22-31.....Winter Break

January 2026
 1-2.....Winter Break
 5.....Teacher Inservice/No School
 6.....First day of Second Semester
 14.....Early Staggered Dismissal/Inservice
 19.....Martin L. King Day/No School

February 2026
 4.....Early Staggered Dismissal/Inservice
 10-11.....Parent/Teacher Conferences
 Elementary 4:00-8:00 pm/Secondary 5:00-9:00 pm
 12.....Staff Inservice/No School
 13.....No School
 16.....No School/Presidents Day

March 2026
 4.....Early Staggered Dismissal/Inservice
 12.....End of 3rd Quarter – 44 Days
 13.....Inservice/No School
 24.....ACT/Early Staggered Dismissal/Inservice
 30-31.....No School/ Spring Break

April 2026
 1-3.....No School/Spring Break
 15.....Early Staggered Dismissal/Inservice

May 2026
 6.....Early Staggered Dismissal/Inservice
 17.....Graduation
 22.....End of 2nd Semester – 89 Days/
 Early Staggered Dismissal
 25.....Memorial Day
 26-29.....Teacher Year-End Two Days As Scheduled

| | |
|--|-------------------------------|
| Conferences | *Snow make up days if needed, |
| No School In-Service | |
| No School | |
| Early Staggered Dismissal Elem: 11:40 Middle: 11:50 High: 12:00 | |

| JANUARY 2026 | | | | |
|--------------|----|----|----|----|
| M | T | W | Th | F |
| | | | 1 | 2 |
| 5 | 6 | 7 | 8 | 9 |
| 12 | 13 | 14 | 15 | 16 |
| 19 | 20 | 21 | 22 | 23 |
| 26 | 27 | 28 | 29 | 30 |

| FEBRUARY 2026 | | | | |
|---------------|----|----|----|----|
| M | T | W | Th | F |
| 2 | 3 | 4 | 5 | 6 |
| 9 | 10 | 11 | 12 | 13 |
| 16 | 17 | 18 | 19 | 20 |
| 23 | 24 | 25 | 26 | 27 |

| MARCH 2026 | | | | |
|------------|----|----|----|----|
| M | T | W | Th | F |
| 2 | 3 | 4 | 5 | 6 |
| 9 | 10 | 11 | 12 | 13 |
| 16 | 17 | 18 | 19 | 20 |
| 23 | 24 | 25 | 26 | 27 |
| 30 | 31 | | | |

| APRIL 2026 | | | | |
|------------|----|----|----|----|
| M | T | W | Th | F |
| | | 1 | 2 | 3 |
| 6 | 7 | 8 | 9 | 10 |
| 13 | 14 | 15 | 16 | 17 |
| 20 | 21 | 22 | 23 | 24 |
| 27 | 28 | 29 | 30 | |

| MAY 2026 | | | | |
|----------|----|----|----|----|
| M | T | W | Th | F |
| | | | | 1 |
| 4 | 5 | 6 | 7 | 8 |
| 11 | 12 | 13 | 14 | 15 |
| 18 | 19 | 20 | 21 | 22 |
| 25 | 26 | 27 | 28 | 29 |

Calendar Highlights

Draft #1 2025-2026

- Start – Wednesday, August 13th, 2025
- End – Friday, May 22nd, 2026
- Holidays
 - Labor Day – September 1
 - End of Quarter 1 – October 17
 - Thanksgiving – November 26-28
 - Winter Break – December 22-January 2
 - MLK Day – January 19
 - Presidents' Day – February 13-16
 - Spring Break – March 30-April 3
 - Memorial Day – May 25
- Parent-Teacher Conferences
 - Fall – End of Quarter 1 – October 14-15
 - Spring – Middle of Quarter 3 – February 10-11
- Inservice Days
 - August 8-12
 - October 16
 - January 5
 - February 12
 - March 13
 - Week of May 26th – Check-Out & Curriculum Day
- Early Dismissals
 - August 13
 - September 10
 - October 8
 - November 12
 - December 3 & 19
 - January 14
 - February 4
 - March 4 & 24 (ACT)
 - April 15
 - May 6 & 22

DRAFT #2 - 2025 - BENNINGTON PUBLIC SCHOOLS - 2026

| AUGUST 2025 | | | | |
|-------------|----|----|----|----|
| M | T | W | Th | F |
| | | | | 1 |
| 4 | 5 | 6 | 7 | 8 |
| 11 | 12 | 13 | 14 | 15 |
| 18 | 19 | 20 | 21 | 22 |
| 25 | 26 | 27 | 28 | 29 |

| SEPTEMBER 2025 | | | | |
|----------------|----|----|----|----|
| M | T | W | Th | F |
| 1 | 2 | 3 | 4 | 5 |
| 8 | 9 | 10 | 11 | 12 |
| 15 | 16 | 17 | 18 | 19 |
| 22 | 23 | 24 | 25 | 26 |
| 29 | 30 | | | |

| OCTOBER 2025 | | | | |
|--------------|----|----|----|----|
| M | T | W | Th | F |
| | | 1 | 2 | 3 |
| 6 | 7 | 8 | 9 | 10 |
| 13 | 14 | 15 | 16 | 17 |
| 20 | 21 | 22 | 23 | 24 |
| 27 | 28 | 29 | 30 | 31 |

| NOVEMBER 2025 | | | | |
|---------------|----|----|----|----|
| M | T | W | Th | F |
| 3 | 4 | 5 | 6 | 7 |
| 10 | 11 | 12 | 13 | 14 |
| 17 | 18 | 19 | 20 | 21 |
| 24 | 25 | 26 | 27 | 28 |

| DECEMBER 2025 | | | | |
|---------------|----|----|----|----|
| M | T | W | Th | F |
| 1 | 2 | 3 | 4 | 5 |
| 8 | 9 | 10 | 11 | 12 |
| 15 | 16 | 17 | 18 | 19 |
| 22 | 23 | 24 | 25 | 26 |
| 29 | 30 | 31 | | |

August 2025
 4-7.....New Staff Inservice – As Assigned
 8-12.....Staff Inservice
 13.....First Day of School/Early Staggered Dismissal

September 2025
 1.....Labor Day/No School
 10..... Early Staggered Dismissal/Inservice

October 2025
 8.....Early Staggered Dismissal/Inservice
 14-15.....Parent/Teacher Conferences
 Elementary 4:00-8:00 pm/Secondary 5:00-9:00 pm
 15.....End of 1st Quarter – 45 Days
 16.....Inservice/No School
 17.....No School

November 2025
 12.....Early Staggered Dismissal/Inservice
 26-28.....Thanksgiving Break

December 2025
 10.....Early Staggered Dismissal/Inservice
 19.....End of 1st Semester - 87 days/
 Early Staggered Dismissal
 22-31.....Winter Break

January 2026
 1.....Winter Break
 2.....Teacher Inservice/No School
 5.....First day of Second Semester
 14.....Early Staggered Dismissal/Inservice
 19.....Martin L. King Day/No School

February 2026
 4.....Early Staggered Dismissal/Inservice
 10-11.....Parent/Teacher Conferences
 Elementary 4:00-8:00 pm/Secondary 5:00-9:00 pm
 12.....Staff Inservice/No School
 13.....No School
 16.....No School/Presidents Day

March 2026
 4.....Early Staggered Dismissal/Inservice
 13.....End of 3rd Quarter – 46 Days
 16-20.....No School/ Spring Break
 24.....ACT/Early Staggered Dismissal/Inservice

April 2026
 1-3.....No School/Spring Break
 15.....Early Staggered Dismissal/Inservice
 24.....Staff Inservice/No School

May 2026
 6.....Early Staggered Dismissal/Inservice
 17.....Graduation
 21.....End of 2nd Semester – 89 Days/
 Early Staggered Dismissal
 25.....Memorial Day
 22-29.....Teacher Year-End Two Days As Scheduled

| | |
|--|-------------------------------|
| Conferences | *Snow make up days if needed, |
| No School In-Service | |
| No School | |
| Early Staggered Dismissal Elem: 11:40 Middle: 11:50 High: 12:00 | |

| JANUARY 2026 | | | | |
|--------------|----|----|----|----|
| M | T | W | Th | F |
| | | | 1 | 2 |
| 5 | 6 | 7 | 8 | 9 |
| 12 | 13 | 14 | 15 | 16 |
| 19 | 20 | 21 | 22 | 23 |
| 26 | 27 | 28 | 29 | 30 |

| FEBRUARY 2026 | | | | |
|---------------|----|----|----|----|
| M | T | W | Th | F |
| 2 | 3 | 4 | 5 | 6 |
| 9 | 10 | 11 | 12 | 13 |
| 16 | 17 | 18 | 19 | 20 |
| 23 | 24 | 25 | 26 | 27 |

| MARCH 2026 | | | | |
|------------|----|----|----|----|
| M | T | W | Th | F |
| 2 | 3 | 4 | 5 | 6 |
| 9 | 10 | 11 | 12 | 13 |
| 16 | 17 | 18 | 19 | 20 |
| 23 | 24 | 25 | 26 | 27 |
| 30 | 31 | | | |

| APRIL 2026 | | | | |
|------------|----|----|----|----|
| M | T | W | Th | F |
| | | 1 | 2 | 3 |
| 6 | 7 | 8 | 9 | 10 |
| 13 | 14 | 15 | 16 | 17 |
| 20 | 21 | 22 | 23 | 24 |
| 27 | 28 | 29 | 30 | |

| MAY 2026 | | | | |
|----------|----|----|----|----|
| M | T | W | Th | F |
| | | | | 1 |
| 4 | 5 | 6 | 7 | 8 |
| 11 | 12 | 13 | 14 | 15 |
| 18 | 19 | 20 | 21 | 22 |
| 25 | 26 | 27 | 28 | 29 |

Calendar Highlights

Draft #2 2025-2026 – *Changes Highlighted*

- Start – Wednesday, August 13th, 2025
- End – Thursday, May 21st, 2026
- Holidays
 - Labor Day – September 1
 - End of Quarter 1 – October 17
 - Thanksgiving – November 26-28
 - Winter Break – December 22-**January 1**
 - MLK Day – January 19
 - Presidents' Day – February 13-16
 - **Spring Break – March 16-20**
 - Memorial Day – May 25
- Parent-Teacher Conferences
 - Fall – End of Quarter 1 – October 14-15
 - Spring – Middle of Quarter 3 – February 10-11
- Inservice Days
 - August 8-12
 - October 16
 - January 2
 - February 12
 - **April 24**
 - May **22nd** - 29th – Check-Out & Curriculum Day
- Early Dismissals
 - August 13
 - September 10
 - October 8
 - November 12
 - **December 10** & 19
 - January 14
 - February 4
 - March 4 & 24 (ACT)
 - April 15
 - May 6 & 21

DRAFT #3 - 2025 - BENNINGTON PUBLIC SCHOOLS - 2026

| AUGUST 2025 | | | | |
|-------------|----|----|----|----|
| M | T | W | Th | F |
| | | | | 1 |
| 4 | 5 | 6 | 7 | 8 |
| 11 | 12 | 13 | 14 | 15 |
| 18 | 19 | 20 | 21 | 22 |
| 25 | 26 | 27 | 28 | 29 |

| SEPTEMBER 2025 | | | | |
|----------------|----|----|----|----|
| M | T | W | Th | F |
| 1 | 2 | 3 | 4 | 5 |
| 8 | 9 | 10 | 11 | 12 |
| 15 | 16 | 17 | 18 | 19 |
| 22 | 23 | 24 | 25 | 26 |
| 29 | 30 | | | |

| OCTOBER 2025 | | | | |
|--------------|----|----|----|----|
| M | T | W | Th | F |
| | | 1 | 2 | 3 |
| 6 | 7 | 8 | 9 | 10 |
| 13 | 14 | 15 | 16 | 17 |
| 20 | 21 | 22 | 23 | 24 |
| 27 | 28 | 29 | 30 | 31 |

| NOVEMBER 2025 | | | | |
|---------------|----|----|----|----|
| M | T | W | Th | F |
| 3 | 4 | 5 | 6 | 7 |
| 10 | 11 | 12 | 13 | 14 |
| 17 | 18 | 19 | 20 | 21 |
| 24 | 25 | 26 | 27 | 28 |

| DECEMBER 2025 | | | | |
|---------------|----|----|----|----|
| M | T | W | Th | F |
| 1 | 2 | 3 | 4 | 5 |
| 8 | 9 | 10 | 11 | 12 |
| 15 | 16 | 17 | 18 | 19 |
| 22 | 23 | 24 | 25 | 26 |
| 29 | 30 | 31 | | |

August 2025
 4-7.....New Staff Inservice – As Assigned
 8-12.....Staff Inservice
 13.....First Day of School/Early Staggered Dismissal

September 2025
 1.....Labor Day/No School
 10..... Early Staggered Dismissal/Inservice

October 2025
 8.....Early Staggered Dismissal/Inservice
 14-15.....Parent/Teacher Conferences
 Elementary 4:00-8:00 pm/Secondary 5:00-9:00 pm
 15.....End of 1st Quarter – 45 Days
 16.....Inservice/No School
 17.....No School

November 2025
 12.....Early Staggered Dismissal/Inservice
 26-28.....Thanksgiving Break

December 2025
 10.....Early Staggered Dismissal/Inservice
 19.....End of 1st Semester - 87 days/
 Early Staggered Dismissal
 22-31.....Winter Break

January 2026
 1.....Winter Break
 2.....Teacher Inservice/No School
 5.....First day of Second Semester
 14.....Early Staggered Dismissal/Inservice
 19.....Martin L. King Day/No School

February 2026
 4.....Early Staggered Dismissal/Inservice
 11-12.....Parent/Teacher Conferences
 Elementary 4:00-8:00 pm/Secondary 5:00-9:00 pm
 13.....Staff Inservice/No School
 16.....No School/Presidents Day

March 2026
 4.....Early Staggered Dismissal/Inservice
 12.....End of 3rd Quarter – 45 Days
 16-20.....No School/ Spring Break
 24.....ACT/Early Staggered Dismissal/Inservice

April 2026
 1-3.....No School/Spring Break
 15.....Early Staggered Dismissal/Inservice
 24.....Staff Inservice/No School

May 2026
 6.....Early Staggered Dismissal/Inservice
 17.....Graduation
 21.....End of 2nd Semester – 89 Days/
 Early Staggered Dismissal
 25.....Memorial Day
 22-29.....Teacher Year-End Two Days As Scheduled

| | |
|--|-------------------------------|
| Conferences | *Snow make up days if needed, |
| No School In-Service | |
| No School | |
| Early Staggered Dismissal Elem: 11:40 Middle: 11:50 High: 12:00 | |

| JANUARY 2026 | | | | |
|--------------|----|----|----|----|
| M | T | W | Th | F |
| | | | 1 | 2 |
| 5 | 6 | 7 | 8 | 9 |
| 12 | 13 | 14 | 15 | 16 |
| 19 | 20 | 21 | 22 | 23 |
| 26 | 27 | 28 | 29 | 30 |

| FEBRUARY 2026 | | | | |
|---------------|----|----|----|----|
| M | T | W | Th | F |
| 2 | 3 | 4 | 5 | 6 |
| 9 | 10 | 11 | 12 | 13 |
| 16 | 17 | 18 | 19 | 20 |
| 23 | 24 | 25 | 26 | 27 |

| MARCH 2026 | | | | |
|------------|----|----|----|----|
| M | T | W | Th | F |
| 2 | 3 | 4 | 5 | 6 |
| 9 | 10 | 11 | 12 | 13 |
| 16 | 17 | 18 | 19 | 20 |
| 23 | 24 | 25 | 26 | 27 |
| 30 | 31 | | | |

| APRIL 2026 | | | | |
|------------|----|----|----|----|
| M | T | W | Th | F |
| | | 1 | 2 | 3 |
| 6 | 7 | 8 | 9 | 10 |
| 13 | 14 | 15 | 16 | 17 |
| 20 | 21 | 22 | 23 | 24 |
| 27 | 28 | 29 | 30 | |

| MAY 2026 | | | | |
|----------|----|----|----|----|
| M | T | W | Th | F |
| | | | | 1 |
| 4 | 5 | 6 | 7 | 8 |
| 11 | 12 | 13 | 14 | 15 |
| 18 | 19 | 20 | 21 | 22 |
| 25 | 26 | 27 | 28 | 29 |

Calendar Highlights

Draft #3 2025-2026 – *Changes Highlighted*

- Start – Wednesday, August 13th, 2025
- End – **Friday, May 20th, 2026**
- Holidays
 - Labor Day – September 1
 - End of Quarter 1 – October 17
 - Thanksgiving – November 26-28
 - Winter Break – December 22-January 1
 - MLK Day – January 19
 - Presidents' Day – February 13-16
 - **Spring Break – April 1-7 – *Wrap Around Easter***
 - Memorial Day – May 25
- Parent-Teacher Conferences
 - Fall – End of Quarter 1 – October 14-15
 - **Spring – Middle of Quarter 3 – February 11-12**
- Inservice Days
 - August 8-12
 - October 16
 - January 2
 - **February 13**
 - **March 13**
 - May **21st**- 29th – Check-Out & Curriculum Day
- Early Dismissals
 - August 13
 - September 10
 - October 8
 - November 12
 - December 10 & 19
 - January 14
 - February 4
 - March 4 & 24 (ACT)
 - April 15
 - May 6 & 20

Choices to Consider

- **Winter Break – Allows for Earlier Final Day of School**
 - Teacher Inservice January 2nd or 5th
 - Student Start Date January 5th or 6th
 - Earlier Start Ends School One Day Earlier
- **Spring Break Options**
 - March 30th – April 3rd – After State ACT and Opening Week of State Testing
 - March 16th – 20th – Week before ACT and Spring Testing at End of 3rd Quarter
 - April 1st – 7th – Wraps Around Easter Weekend
- **Parent-Teacher Conferences**
 - Move Spring Conferences to Wednesday-Thursday, February 11-12
 - Inservice Day on Friday, February 13th
 - Allows to End School One Day Earlier
- **Inservice Days**
 - Day in March or April Moves Based on Spring Break Selection
 - January Date Impacts End of School Year
 - February Date Impacts End of School Year
- **Early Dismissal Days**
 - December 3rd or 10th
 - December 3rd Allows two uninterrupted weeks to end of semester
 - December 10th Allows one uninterrupted week after Thanksgiving and one before end of semester

E. Discuss, Consider, and Take Action on New State Mileage Reimbursement Rate

Each year the Nebraska Department of Education sets a new state mileage reimbursement rate on January 1st. This rate has historically been used by the district for reimbursement of employee travel. Policy 402.08 states that the district will reimburse mileage costs for actual and necessary travel to educational workshops, conferences, training programs, official functions, hearings, or meetings that take place outside the boundaries of the school at the current district reimbursement rate. Prior to any reimbursement of actual and necessary expenses, the employee must have advanced approval.

BELOW is a list of mileage rates over the past several years:

- 2019 - \$0.58
- 2020 - \$0.575
- 2021 - \$0.56
- 2022 - \$0.585 (Jan 1-June 30), \$0.625 (July 1-December 31)
- 2023 - \$0.655
- 2024 - \$0.67

The Nebraska Department of Education per the IRS set the new mileage reimbursement rate for 2024 at \$0.67 as of January 1st.

ESTIMATED GENERAL FUND CASH FLOW

2023-24

| | Sept. '23 | Oct. '23 | Nov. '23 | Dec. '23 | Jan. '24 | Feb. '24 | Mar. '24 | Apr. '24 | May '24 | June '24 | July '24 | Aug. '24 |
|-----------------------|--------------------|--------------------|--------------------|--------------------|--------------------|--------------------|--------------------|---------------------|---------------------|---------------------|---------------------|---------------------|
| Revenue | | | | | | | | | | | | |
| Property Tax | \$679,630 | \$332,203 | \$54,791 | \$56,407 | \$1,095,182 | \$598,316 | \$574,447 | \$8,468,563 | \$2,039,053 | \$182,497 | \$386,848 | \$8,585,680 |
| Interest | \$27,647 | \$22,163 | \$18,045 | \$15,000 | \$15,000 | \$15,000 | \$15,000 | \$15,000 | \$15,000 | \$15,000 | \$15,000 | \$15,000 |
| State Aid | \$1,959,554 | \$1,959,554 | \$1,959,554 | \$1,959,554 | \$1,959,554 | \$1,959,554 | \$1,959,554 | \$1,959,554 | \$1,959,554 | \$1,959,554 | \$0 | \$0 |
| Other | \$250,967 | \$410,726 | \$291,811 | \$954,994 | \$1,713,757 | \$1,860,506 | \$1,479,570 | \$703,422 | \$1,420,219 | \$812,751 | \$459,489 | \$223,227 |
| Loans | \$0 | \$0 | \$0 | \$0 | \$0 | \$0 | \$0 | \$0 | \$0 | \$0 | \$0 | \$0 |
| Total | \$2,917,798 | \$2,724,646 | \$2,324,202 | \$2,985,955 | \$4,783,493 | \$4,433,376 | \$4,028,571 | \$11,146,539 | \$5,433,826 | \$2,969,802 | \$861,338 | \$8,823,907 |
| Expenses | | | | | | | | | | | | |
| Payroll | \$3,534,930 | \$3,341,012 | \$3,357,407 | \$3,335,808 | \$3,224,378 | \$3,263,398 | \$3,274,605 | \$3,319,505 | \$3,304,100 | \$3,361,067 | \$3,362,519 | \$3,152,098 |
| Other | \$1,566,119 | \$675,804 | \$772,607 | \$565,628 | \$626,582 | \$704,684 | \$704,684 | \$704,684 | \$704,684 | \$1,174,474 | \$648,819 | \$2,936,184 |
| Total | \$5,101,049 | \$4,016,815 | \$4,130,014 | \$3,901,436 | \$3,850,960 | \$3,968,082 | \$3,979,289 | \$4,024,189 | \$4,008,784 | \$4,535,540 | \$4,011,338 | \$6,088,282 |
| Balances | | | | | | | | | | | | |
| Beg. Balance | \$11,898,421 | \$9,715,169 | \$8,423,000 | \$6,617,187 | \$5,701,707 | \$6,634,239 | \$7,099,533 | \$7,148,814 | \$14,271,164 | \$15,696,206 | \$14,130,468 | \$10,980,467 |
| Revenue | \$2,917,798 | \$2,724,646 | \$2,324,202 | \$2,985,955 | \$4,783,493 | \$4,433,376 | \$4,028,571 | \$11,146,539 | \$5,433,826 | \$2,969,802 | \$861,338 | \$8,823,907 |
| Expenditures | \$5,101,049 | \$4,016,815 | \$4,130,014 | \$3,901,436 | \$3,850,960 | \$3,968,082 | \$3,979,289 | \$4,024,189 | \$4,008,784 | \$4,535,540 | \$4,011,338 | \$6,088,282 |
| Ending Balance | \$9,715,169 | \$8,423,000 | \$6,617,187 | \$5,701,707 | \$6,634,239 | \$7,099,533 | \$7,148,814 | \$14,271,164 | \$15,696,206 | \$14,130,468 | \$10,980,467 | \$13,716,093 |

Estimated Expenditures \$51,615,779

BPS Housing Count

2023-24

| Subdivision | Available Lots | Occupied | Under Construct | Models | Open | Occupied 1 yr Diff. | Construct 1 yr Diff. | Birth-3 | Pre-K | Elem. Enroll | MS Enroll | HS Enroll | Total Enroll | % Subdiv Filled | % Stud /Home | Complete Projection | Student Diff. |
|------------------------------|----------------|----------|-----------------|--------|------|---------------------|----------------------|---------|-------|--------------|-----------|-----------|--------------|-----------------|--------------|---------------------|---------------|
| Anchor Pointe | 301 | 294 | 6 | 1 | 0 | 33 | -10 | 0 | 0 | 130 | 62 | 20 | 212 | 100.00% | 72.1% | 217 | -5 |
| Fawn-Bruhn-SH | 124 | 124 | 0 | 0 | 0 | 0 | 0 | 0 | 0 | 14 | 8 | 13 | 35 | 100.00% | 28.2% | 35 | 0 |
| Newport Hill | 90 | 90 | 0 | 0 | 0 | 0 | 0 | 0 | 0 | 55 | 20 | 21 | 96 | 100.00% | 106.7% | 96 | 0 |
| Shiloh Ranches | 29 | 29 | 0 | 0 | 0 | 0 | 0 | 0 | 0 | 7 | 9 | 12 | 28 | 100.00% | 96.6% | 28 | 0 |
| Meadow Ridge I & II | 327 | 327 | 0 | 0 | 0 | 0 | 0 | 0 | 0 | 108 | 42 | 50 | 200 | 100.00% | 61.2% | 200 | 0 |
| Shadowbrook III | 248 | 248 | 0 | 0 | 0 | 0 | 0 | 0 | 0 | 135 | 54 | 59 | 248 | 100.00% | 100.0% | 248 | 0 |
| Ridgemoor I | 349 | 349 | 0 | 0 | 0 | 0 | 0 | 0 | 0 | 107 | 41 | 42 | 190 | 100.00% | 54.4% | 190 | 0 |
| Wood Valley West II | 96 | 96 | 0 | 0 | 0 | 0 | 0 | 0 | 0 | 16 | 5 | 8 | 29 | 100.00% | 30.2% | 29 | 0 |
| Shadowbrook I & II | 249 | 249 | 0 | 0 | 0 | 0 | 0 | 0 | 0 | 110 | 45 | 58 | 213 | 100.00% | 85.5% | 213 | 0 |
| Stone Creek | 321 | 321 | 0 | 0 | 0 | 0 | 0 | 0 | 0 | 44 | 29 | 45 | 118 | 100.00% | 36.8% | 118 | 0 |
| Hanover Falls | 244 | 244 | 0 | 0 | 0 | 0 | 0 | 0 | 0 | 119 | 57 | 54 | 230 | 100.00% | 94.3% | 230 | 0 |
| Majestic Pointe | 243 | 243 | 0 | 0 | 0 | 1 | -1 | 0 | 0 | 90 | 36 | 35 | 161 | 100.00% | 66.3% | 161 | 0 |
| Highland Hills | 492 | 492 | 0 | 0 | 0 | 6 | -6 | 0 | 0 | 163 | 64 | 46 | 273 | 100.00% | 55.5% | 273 | 0 |
| Pine Creek | 510 | 507 | 1 | 0 | 2 | 1 | 0 | 0 | 0 | 269 | 135 | 125 | 529 | 99.61% | 104.3% | 532 | -3 |
| Rural -Wash. Kenard* NW, NE, | 468 | 466 | 0 | 0 | 2 | 2 | -2 | 0 | 0 | 49 | 29 | 37 | 115 | 99.57% | 24.7% | 115 | 0 |
| Stratford Park | 390 | 385 | 2 | 0 | 3 | 2 | 0 | 0 | 0 | 192 | 101 | 84 | 377 | 99.23% | 97.9% | 382 | -5 |
| Heritage | 191 | 189 | 0 | 0 | 2 | 0 | 0 | 0 | 0 | 95 | 46 | 42 | 183 | 98.95% | 96.8% | 185 | -2 |
| Waterford | 113 | 111 | 0 | 0 | 2 | 0 | 0 | 0 | 0 | 42 | 17 | 23 | 82 | 98.23% | 73.9% | 83 | -1 |
| Woodlands Crossing | 56 | 55 | 0 | 0 | 1 | 0 | 0 | 0 | 0 | 15 | 14 | 21 | 50 | 98.21% | 90.9% | 51 | -1 |
| Bennington East | 264 | 250 | 1 | 0 | 13 | 11 | -5 | 0 | 0 | 61 | 24 | 22 | 107 | 95.08% | 42.8% | 113 | -6 |
| Newport Landing | 265 | 242 | 5 | 0 | 18 | 15 | -5 | 0 | 0 | 44 | 30 | 32 | 106 | 93.21% | 43.8% | 116 | -10 |
| Bennington Park West | 392 | 371 | 1 | 0 | 20 | 10 | -8 | 0 | 0 | 72 | 43 | 53 | 168 | 94.90% | 45.3% | 178 | -10 |
| Ridgewood | 175 | 149 | 4 | 0 | 22 | 8 | -2 | 0 | 0 | 61 | 37 | 37 | 135 | 87.43% | 90.6% | 159 | -24 |
| Summer Hill Farm | 160 | 120 | 6 | 0 | 34 | 28 | -18 | 0 | 0 | 27 | 19 | 14 | 60 | 78.75% | 50.0% | 80 | -20 |
| Pier 15 | 105 | 58 | 8 | 0 | 39 | 17 | -11 | 0 | 0 | 8 | 2 | 3 | 13 | 62.86% | 22.4% | 24 | -11 |
| Stone Creek Village | 140 | 82 | 0 | 0 | 58 | 0 | 0 | 0 | 0 | 0 | 0 | 0 | 0 | 58.57% | 0.0% | 0 | 0 |
| Lakeview 168 | 266 | 99 | 24 | 4 | 139 | 65 | -6 | 0 | 0 | 19 | 3 | 2 | 24 | 47.74% | 24.2% | 64 | -40 |
| Chestnut Hills-144/Elk | 254 | 92 | 2 | 0 | 160 | 67 | 0 | 0 | 0 | 17 | 6 | 5 | 28 | 37.01% | 30.4% | 77 | -49 |
| Kempton Creek 1/2 | 256 | 10 | 34 | 0 | 212 | 10 | 30 | 0 | 0 | 0 | 1 | 1 | 2 | 17.19% | 20.0% | 51 | -49 |
| Newport Vista | 367 | 123 | 10 | 0 | 234 | 60 | -30 | 0 | 0 | 41 | 17 | 16 | 74 | 36.24% | 60.2% | 221 | -147 |
| Majestic Pointe East | 195 | 8 | 13 | 0 | 174 | 8 | 13 | 0 | 0 | 0 | 0 | 0 | 0 | 10.77% | 0.0% | 0 | 0 |
| Majestic 178 | 202 | 0 | 7 | 0 | 195 | 0 | 7 | 0 | 0 | 0 | 0 | 0 | 0 | 3.47% | 0.0% | 0 | 0 |
| Copper Creek | 293 | 0 | 2 | 0 | 291 | 0 | 2 | 0 | 0 | 0 | 0 | 0 | 0 | 0.68% | 0.0% | 0 | 0 |

LARGE SCALE RENTAL UNITS

| | | | | | | | | | | | | | | | | | |
|---------------------|-----|-----|----|---|----|-----|----|---|---|---|---|---|----|---------|------|----|----|
| Westline Apartments | 237 | 178 | 59 | 0 | 0 | 178 | 59 | 0 | 0 | 6 | 3 | 2 | 11 | 100.00% | 6.2% | 15 | -4 |
| Hanover Flats | 205 | 67 | 87 | 0 | 51 | 67 | 87 | 0 | 0 | 2 | 1 | 1 | 4 | 75.12% | 6.0% | 12 | -8 |

YET TO BE DEVELOPED

| | | | | | | | | | | | | | | | | | |
|-----------------------|-----|---|---|---|-----|---|---|---|---|---|---|---|---|-------|--|---|---|
| The Hill | 537 | 0 | 0 | 0 | 537 | 0 | 0 | 0 | 0 | 0 | 0 | 0 | 0 | 0.00% | | 0 | 0 |
| Woodsonia | 75 | 0 | 0 | 0 | 75 | 0 | 0 | 0 | 0 | 0 | 0 | 0 | 0 | 0.00% | | 0 | 0 |
| Water's Edge | 89 | 0 | 0 | 0 | 89 | 0 | 0 | 0 | 0 | 0 | 0 | 0 | 0 | 0.00% | | 0 | 0 |
| Morgan Ridge | 369 | 0 | 0 | 0 | 369 | 0 | 0 | 0 | 0 | 0 | 0 | 0 | 0 | 0.00% | | 0 | 0 |
| Evergreen | 389 | 0 | 0 | 0 | 389 | 0 | 0 | 0 | 0 | 0 | 0 | 0 | 0 | 0.00% | | 0 | 0 |
| Bennington Cottages | 56 | 0 | 0 | 0 | 56 | 0 | 0 | 0 | 0 | 0 | 0 | 0 | 0 | 0.00% | | 0 | 0 |
| Stratford Park - West | 236 | 0 | 0 | 0 | 236 | 0 | 0 | 0 | 0 | 0 | 0 | 0 | 0 | 0.00% | | 0 | 0 |
| Hagen Hills | 89 | 0 | 0 | 0 | 89 | 0 | 0 | 0 | 0 | 0 | 0 | 0 | 0 | 0.00% | | 0 | 0 |
| Praire Ridge | 30 | 0 | 0 | 0 | 30 | 0 | 0 | 0 | 0 | 0 | 0 | 0 | 0 | 0.00% | | 0 | 0 |

Option & Hardship **11 18 43 72**

Total Enrollments **0 0 2,129 1,018 1,026 4,173**

LOT INFORMATION

| | | | | | | | | | | | | | | | | | |
|--------------------------------|---------------|--------------|------------|----------|--------------|------------|------------|--|--|--|--|--|--|---------------|--------------|--------------|-------------|
| Construction Lot Totals | 8,175 | 6,423 | 126 | 5 | 1,621 | 344 | -52 | | | | | | | 83.86% | 60.2% | 4,496 | -395 |
| Development Lot Totals | 1,870 | 0 | 0 | 0 | 1,870 | | | | | | | | | | | | |
| TOTALS | 10,045 | 6,423 | 126 | 5 | 3,491 | | | | | | | | | | | | |

| | Occupied | Under Construct | Open Lots | Occupied 1 yr Diff. | Construct 1 yr Diff. |
|-----------------|------------|-----------------|------------|---------------------|----------------------|
| 2023 | 6,423 | 126 | 3,491 | 344 | -52 |
| 2022 | 6,079 | 178 | 3,825 | 356 | -126 |
| 2021 | 5,723 | 302 | 1,021 | 421 | 2 |
| 2020 | 5,301 | 300 | 806 | 378 | 100 |
| 2019 | 4,914 | 200 | 875 | 335 | -70 |
| 2018 | 4,579 | 270 | 1,151 | 318 | 55 |
| 2017 | 4,149 | 215 | 908 | 400 | 4 |
| 2016 | 3,445 | 211 | 1,026 | 276 | 60 |
| 2015 | 3,169 | 151 | 1,125 | 185 | 38 |
| 2014 | 2,984 | 113 | 1,160 | 167 | 9 |
| 2013 | 2,391 | 104 | 1,305 | 139 | 38 |
| 2012 | 2,256 | 66 | 1,480 | 103 | -5 |
| 2011 | 2,153 | 71 | 1,575 | 127 | 9 |
| 2010 | 2,027 | 62 | 1,705 | 155 | -25 |
| 2009 | 1,872 | 87 | 1,693 | 280 | -70 |
| 2008 | 1,592 | 157 | 1,865 | 230 | -13 |
| 2007 | 1,362 | 170 | 2,028 | 205 | 11 |
| 2006 | 1,156 | 159 | 2,140 | 269 | -44 |
| 2005 | 891 | 200 | 1,135 | 296 | 15 |
| Avg. | 165 | 165 | 262 | 262 | |
| 5 Yr Avg | 221 | 221 | 367 | 367 | |



DLR Group inc.
 a Nebraska corporation
 6457 Frances Street, Ste 200
 Omaha, NE 68106

December 5, 2023

Dr. Aaron Plas
 Bennington Public Schools
 Bennington, NE 68007

Re: Project Name: Bennington High School No. 2
 DLR Group Project No.: 10-22103-10

Dear Dr. Plas:

Thank you for selecting DLR Group to provide the professional Architecture and Engineering services for the new High School project. We look forward to continuing our partnership with Bennington Public Schools. At your request, DLR Group has begun Site/Civil design services along with schematic A/E building design services to assist in the development of the project. We are requesting the Board to authorize DLR Group to proceed with the Schematic Design of the project. We understand that the Design Development, Construction Documents, Bid Negotiations and Construction Administration phases will not be authorized until after the passage of a bond referendum to finance the project in whole.

Revised Budget for Cost of the Work: 246,962 SF building + 5,540 SF outdoor support at \$99,578,307

Public Infrastructure Improvements Civil Engineering Design Fees leading up to referendum date: \$167,442

Building Design A/E Fee:

| | |
|--|--------------------|
| Fee (Base): 5.9% of Revised Cost of the Work plus specialty consultants; | \$5,875,120 |
| Reduction of Previous Schematic Design Phase Complete: | (\$1,069,670) |
| Proposed Value Engineering and Revised Scope Effort of Schematic Design Phase: | <u>\$ 150,000</u> |
| Revised Building Design A/E Fee: | \$4,955,450 |

- Schedule:
- (i) Design and 70% Construction Documents completion on or around June/July 2024.
 - (ii) Guaranteed Maximum Price determination on or around July/August 2024.
 - (iii) Expected substantial completion by June-July 2027.

To move forward while in contract preparation, please acknowledge and sign this letter with your intent to enter into an Agreement with DLR Group, for Architectural and Engineering services. Compensation for our services shall be made monthly in proportion to services performed. Invoicing will begin in December, 2023 for work performed with Schematic Design estimated to occur in October through January and Design Development to occur January through April. Construction Documents are estimated to start in April 2024. An estimated draw schedule leading up to the March referendum is:

SD Draw Schedule: Bldg. Design

| | |
|----------|----------|
| December | \$45,000 |
| January | \$35,000 |
| February | \$35,000 |
| March | \$35,000 |

SD-DD Draw Schedule: Public Infrastructure

| | |
|----------|----------|
| December | \$ 6,676 |
| January | \$47,259 |
| February | \$55,784 |
| March | \$57,723 |

In order to maintain an aggressive design and construction schedule that provides the maximum opportunity and benefit for the district to achieve occupancy in Fall of 2027, DLR Group will proceed into the beginning of Design Development prior to the referendum and will defer invoicing of Design Development upon a successful referendum passing. Remainder of Design Development, Construction Documents, Bid Negotiations and Construction Administration will follow authorization by the District upon a successful bond referendum passing.

Please sign below with your approval for DLR Group to invoice as outlined above. Please contact me if you have any questions or require additional information.

DLR Group, inc. (a Nebraska corporation)



ARCHITECT (Signature)
Curtis A. Johnson, President

Douglas County School District 28-0059,
a/k/a Bennington Public Schools
A political subdivision of the State of Nebraska

OWNER (Signature)
Dr. Aaron Plas