

**BENNINGTON PUBLIC SCHOOLS
DOUGLAS COUNTY SCHOOL DISTRICT NO. 59
BOARD OF EDUCATION REGULAR MEETING
Monday, April 8, 2024 6:00 PM**

Mission Statement

"The mission of Bennington Public Schools is to provide educational opportunities in a safe, caring environment that will prepare all students to meet the challenges of the future."

- I. Call Meeting to Order
- II. Public Forum
- III. Consent Agenda (Note: Items on the consent agenda are considered routine and will be enacted under one motion. There will be no separate discussion of these items at the meeting unless a Board Member requests an item removed from the agenda for separate action.)
 - A. Approval of Agenda
 - B. Approval of Previous Minutes of the Monday, March 11, 2024- Regular Meeting
 - C. Presentation of April Bills for Approval and Payment
 - D. Personnel: Resignation(s) and Hiring of Personnel
- IV. Items Removed From the Consent Agenda for Separate Action
- V. Reports
 - A. Administrative Reports
 - B. Committee Report(s)
 - C. Coordinator Report- Nutrition Services
 - D. Spotlight Report- N/A
 - E. Lobbyist Report
- VI. Unfinished Business- N/A
- VII. New Business
 - A. Discuss, Consider, and Take Action on Curriculum and Personnel Proposals
 - B. Discuss, Consider, and Take Action on Technology Purchases
 - C. Discuss, Consider, and Take Action on Summer Maintenance/Transportation Purchases
 - D. Discuss, Consider, and Take Action on Certified Staff Report
 - E. Discuss, Consider, and Take Action on 2024-2025 Lunch and Breakfast Prices
- VIII. Time and Date of Next Regular Meeting May 13th- 6:00 PM Bennington District Office
- IX. Adjournment

NOTICE: COPY OF OPEN MEETINGS ACT: The Board of Education makes available at least one current copy of the Open Meetings Act posted in the meeting room at a location accessible to members of the public. The Act is posted on the wall of the Board room.

INSTRUCTIONS FOR THOSE WHO WISH TO SPEAK DURING PUBLIC FORUM: Getting Started: When it is your turn to speak during the public forum portion of the agenda, please come forward to the table situated immediately in front of the Board, sign your name and address on the sign-in sheet and state your name to the Board of Education. Time Limit: You may speak only one time and must limit comments to 5 minutes or less. Personnel or Student Topic: If you are planning to speak about a personnel or student matter involving an individual, please understand that our policies require that such concerns initially be directed to the administration for consideration. Board members will generally not respond to any questions you ask or comments you may make about individual staff members or students. You are cautioned that slanderous comments are not protected just because they are made at the Board meeting. General Rules: Please remember that this is a public meeting for the conduct of business of the Board of Education. Offensive language, personal attacks and hostile conduct will not be tolerated.

BY: BENNINGTON PUBLIC SCHOOLS

**BENNINGTON PUBLIC SCHOOLS
DOUGLAS COUNTY SCHOOL DISTRICT NO. 59
BOARD OF EDUCATION REGULAR MEETING
MONDAY, MARCH 11, 2024 6:00 PM
BENNINGTON DISTRICT BOARD ROOM**

Posting Information: Notice published in the Daily Record on 03/08/2024. Notice of meeting posted on the District website. Agendas posted at all Bennington Public School buildings three days prior to the meeting date.

Attendance Taken at 6:00 PM. Jeremy Dick: Absent, Tim Dreessen: Present, Kara Neuverth: Present, Kristi Ryan: Present, Steve Shannon: Present, Allyson Slobotski: Present.

I. Call Meeting to Order- President Allyson Slobotski called the meeting to order at 6:04 p.m. The Board of Education makes available at least one current copy of the Open Meetings Act posted in the meeting room at a location accessible to members of the public.

II. Public Forum- Two members of the public were present to speak.

III. Consent Agenda (Note: Items on the consent agenda are considered routine and will be enacted under one motion. There will be no separate discussion of these items at the meeting unless a Board Member requests an item removed from the agenda for separate action.)

A. Approval of Agenda

B. Approval of Minutes of the Monday, February 12, 2024 - Regular Meeting

C. Presentation of March Bills for Approval and Payment

D. Personnel: Resignation(s) and Hiring of Personnel

MOTION PASSED: Motion to approve the consent agenda as presented, passed with a motion by Tim Dreessen and a second by Steve Shannon. Tim Dreessen: Yea, Kara Neuverth: Yea, Kristi Ryan: Yea, Steve Shannon: Yea, Allyson Slobotski: Yea

March 2024 Personnel Notes- Certificated Staff Hire: Katherine Brandt- special education teacher at Anchor Pointe. Kelli Schoch- 7th grade science teacher at BSMS. Olivia Anderson- teacher at Pine Creek. Vanessa Bos- middle school math teacher at BNMS. Kennedy Bradburn- teacher at Bennington Elementary. Jenny Paden- math teacher at Bennington High School. Madeline Corley- teacher at Pine Creek. Callan Phillips- 0.5 PE teacher at Pine Creek. Jennifer Peterson- teacher at Heritage. Ashley Brahmer- teacher at Heritage. Mary Helen Hoppes- teacher at Pine Creek. Tyler Stender- math teacher at Bennington High School. Matt Malcolm- PE teacher at Heritage. Shaylyn Hanson- elementary teacher at Heritage. **Support Staff Hire:** Archana Pesarekalaya- SPED paraprofessional at Bennington High School. Natasha Linsenmeyer- bus driver for the district. **Certificated Staff Resignations:** Donnita Coulter, Jachob Wiedeberg, Emily Pieper, Marissa Kessler, Paul Donelson, Melissa Ludwig, Rob List, Carrie Oswald, Madi Tibke. **Classified Staff Resignations:** Becky Nicks, Calais Oliver.

IV. Items Removed from the Consent Agenda for Separate Action- No items were removed from the Consent Agenda.

V. Reports- Elementary- Chad Boyes, **Middle School-** Lucas Apfelbeck, **High School-** Greg Lamberty, **Student Services-** Dan Bombeck, **Operations-** Matt Blomenkamp, **CIA-** Dee Hoge **Superintendent-** Aaron Plas presented reports to the Board. **Committee Report:** Curriculum and Policy committees reviewed past meetings. Building and Finance Committee did not meet. **Coordinator - Technology -** Rob Uchtman **Spotlight -** CKLA Amplify - Shannon Thoendel **Lobbyist-** Dr. Plas reviewed the Lobbyist report with the Board.

VI. Unfinished Business

VI.A. Discuss, Consider, and Take Action on the 2024-25 School Calendar- It was recommended to approve the 2024-25 school year calendar to separate the high school Parent-Teacher conference dates to Monday and Wednesday, while the remaining buildings will have their conferences on Tuesday and Wednesday. The second change requested by the high school administration is to add an early staggered release to the calendar on April 22nd due to the high school hosting the Bennington Track and Field Invitational.

MOTION PASSED: Motion to approve the 2024-25 school calendar as presented, passed with a motion by Allyson Slobotski and a second by Kara Neuverth. Tim Dreessen: Yea, Kara Neuverth: Yea, Kristi Ryan: Yea, Steve Shannon: Yea, Allyson Slobotski: Yea

VII. New Business

VII.A. Discuss, consider, and take all necessary action with regard to possible approval and authorization to execute an interlocal cooperation agreement with SID No. 623 of Douglas County for proposed public infrastructure improvements near new property in the Morgan Ridge Subdivision- As part of the school's acquisition of the Morgan Ridge property, it must also engage in an interlocal cooperation agreement with Sanitary and Improvement District No. 623 of Douglas County Nebraska (SID 623), which encompasses the Morgan Ridge subdivision area.

MOTION PASSED: Motion that the Board of Education of this School District approves and authorizes execution of the interlocal cooperation agreement with Sanitary and Improvement District No. 623 of Douglas County, Nebraska, relating to the design, construction, and payment of certain proposed public infrastructure improvements on and adjacent to a new school property generally located in the Morgan Ridge Subdivision near about 156th Street and Rainwood Road, such agreement in the form on file with official BPS records and as presented at this meeting or with such changes as are deemed necessary and in the best interest of BPS and approved by the Board President or Superintendent of Schools, passed with a motion by Kristi Ryan and a second by Tim Dreessen. Tim Dreessen: Yea, Kara Neuverth: Yea, Kristi Ryan: Yea, Steve Shannon: Yea, Allyson Slobotski: Yea

VII.B. Discuss, consider, and take all necessary action with regard to possible approval and authorization to execute an interlocal cooperation agreement with Douglas County, SID No. 623, SID No. 633, and Papio-Missouri River NRD for proposed public infrastructure improvements on Rainwood Road- As a condition of the agreement to purchase the Morgan Ridge land, the district must enter into an interlocal agreement for the extension of Rainwood

Road. This extension is crucial for providing access to their respective subdivision developments.

MOTION PASSED: Motion that the Board of Education of this School District approves and authorizes execution of the interlocal cooperation agreement with Douglas County, Nebraska, Sanitary and Improvement District No. 623 of Douglas County, Nebraska, Sanitary and Improvement District No. 633 of Douglas County, Nebraska, and Papio-Missouri River Natural Resources District relating to the design, construction, and payment of certain proposed public infrastructure improvements on and to Rainwood Road between 166th and 156th streets, which is and adjacent to a new school property generally located in the Morgan Ridge Subdivision near about 156th Street and Rainwood Road, such agreement in the form on file with official BPS records and as presented at this meeting or with such changes as are deemed necessary and in the best interest of BPS and approved by the Board President or Superintendent of Schools, passed with a motion by Kristi Ryan and a second by Kara Neuverth. Tim Dressen: Yea, Kara Neuverth: Yea, Kristi Ryan: Yea, Steve Shannon: Yea, Allyson Slobotski: Yea

VIII. Time and Date of Next Regular Meeting- April 8th – Regular Meeting at 6:00 PM – Bennington District Office

IX. Adjournment- Motion made by Allyson Slobotski to adjourn the meeting at 7:41 PM. All in favor.

Jodi McCoy- Board of Education Recording Secretary

Regular; Processing Month 03/2024; Accounts to Include Accounts with Activity

Fund: 01 GENERAL FUND CHECKING

<u>Account Number</u>	<u>Description</u>	<u>Revised Budget</u>	<u>During Month</u>	<u>To Date</u>	<u>% of Budget</u>	<u>Budget Balance</u>
01 1370	PRESCHOOL TUITION AND FEES	0.00	4,375.00	30,625.00	0.00	(30,625.00)
01 1410	TRANS REC FROM INDIVIDUALS - REG	0.00	15,255.33	115,941.99	0.00	(115,941.99)
01 1510	INTEREST ON INVESTMENTS	0.00	79.41	711.38	0.00	(711.38)
01 1910	RENTAL OF SCHOOL EQUIPMENT & FACILITIES	0.00	0.00	13,750.14	0.00	(13,750.14)
01 1911	LOCAL LICENSE FEES	0.00	0.00	10.00	0.00	(10.00)
01 1990	OTHER LOCAL RECEIPTS	0.00	97.35	19,089.11	0.00	(19,089.11)
	Subtotal: LOCAL RECIEPTS	0.00	19,807.09	180,127.62	0.00	(180,127.62)
01 2210	ED SERVICE UNIT RECEIPTS	0.00	0.00	177.62	0.00	(177.62)
	Subtotal: 2000	0.00	0.00	177.62	0.00	(177.62)
01 3110	STATE AID	0.00	1,959,554.00	13,716,878.00	0.00	(13,716,878.00)
01 3120	SPECIAL ED PROGRAMS SCHOOL AGE	0.00	400.00	1,620,630.00	0.00	(1,620,630.00)
01 3400	STATE APPORTIONMENT	0.00	0.00	790,315.72	0.00	(790,315.72)
01 3535	PAYMENTS FOR HIGH ABILITY LEARNERS	0.00	0.00	32,307.00	0.00	(32,307.00)
01 3551	CAREER EDUCATION	0.00	622,473.00	631,624.00	0.00	(631,624.00)
	Subtotal: 3000	0.00	2,582,427.00	16,791,754.72	0.00	(16,791,754.72)
01 4421	IDEA PART-B(611) ARP - BASE & ENR POV	0.00	0.00	319.00	0.00	(319.00)
01 4422	IDEA PRESCHOOL (619) ARP	0.00	0.00	1,025.00	0.00	(1,025.00)
01 4423	IDEA PART B ARP PROPORTIONATE SHARE	0.00	0.00	737.00	0.00	(737.00)
01 4505	TITLE I, PART A ESSA IMP BASIC PROG	0.00	113,181.00	113,181.00	0.00	(113,181.00)
01 4516	IDEA PRESCHOOL(619) BASE ALLOCATION	0.00	0.00	6,806.00	0.00	(6,806.00)
01 4518	IDEA Part B Base & Enrollment Poverty Allocation	0.00	0.00	530,945.00	0.00	(530,945.00)
01 4521	IDEA PART B PROPORTIONATE SHARE PART B L	0.00	7,793.00	7,793.00	0.00	(7,793.00)
01 4709	MEDICAID ADMINSTRATIVE ACTIVITIES	0.00	6,683.57	14,946.00	0.00	(14,946.00)
	Subtotal: 4000	0.00	127,657.57	675,752.00	0.00	(675,752.00)
01 5300	SALE OF PROPERTY	0.00	0.00	600.00	0.00	(600.00)
01 5301	INSURANCE ADJUSTMENTS	0.00	0.00	4,060.44	0.00	(4,060.44)
01 5690	OTHER NON-REVENUE RECEIPTS	0.00	0.00	35.00	0.00	(35.00)
	Subtotal: 5000	0.00	0.00	4,695.44	0.00	(4,695.44)
	Fund Total:	0.00	2,729,891.66	17,652,507.40	0.00	(17,652,507.40)

Fund: 02 NUTRITION SERVICES

<u>Account Number</u>	<u>Description</u>	<u>Revised Budget</u>	<u>During Month</u>	<u>To Date</u>	<u>% of Budget</u>	<u>Budget Balance</u>
02 1510	INTEREST ON INVESTMENTS	0.00	81.03	571.98	0.00	(571.98)
02 1611	DAILY SALES - SCHOOL LUNCH PROGRAM	0.00	0.00	0.00	0.00	0.00
02 1620	DAILY SALES - NON-REIMB PROGRAMS	0.00	149,330.46	1,065,672.12	0.00	(1,065,672.12)
02 1990	MISCELLANEOUS LOCAL RECEIPTS	0.00	1,002.15	10,756.80	0.00	(10,756.80)
	Subtotal: LOCAL RECIEPTS	0.00	150,413.64	1,077,000.90	0.00	(1,077,000.90)
02 3150	STATE REIMBURSEMENT(OF NUTRITION PROG)	0.00	0.00	300.00	0.00	(300.00)
	Subtotal: 3000	0.00	0.00	300.00	0.00	(300.00)
02 4210	FEDERAL REIMBURSEMENT(OF NUTRIT PRGMS)	0.00	151,235.31	453,059.81	0.00	(453,059.81)
	Subtotal: 4000	0.00	151,235.31	453,059.81	0.00	(453,059.81)
	Fund Total:	0.00	301,648.95	1,530,360.71	0.00	(1,530,360.71)

Fund: 03 DEPRECIATION

<u>Account Number</u>	<u>Description</u>	<u>Revised Budget</u>	<u>During Month</u>	<u>To Date</u>	<u>% of Budget</u>	<u>Budget Balance</u>
03 1510	INTEREST ON INVESTMENTS	0.00	943.58	6,943.26	0.00	(6,943.26)
	Subtotal: LOCAL RECIEPTS	0.00	943.58	6,943.26	0.00	(6,943.26)
	Fund Total:	0.00	943.58	6,943.26	0.00	(6,943.26)

Fund: 04 SPECIAL BUILDING FUND - SAVINGS

Regular; Processing Month 03/2024; Accounts to Include Accounts with Activity

<u>Account Number</u>	<u>Description</u>	<u>Revised Budget</u>	<u>During Month</u>	<u>To Date</u>	<u>% of Budget</u>	<u>Budget Balance</u>
04 1100	TAXES	0.00	55,355.41	125,048.53	0.00	(125,048.53)
04 1510	INTEREST ON INVESTMENTS	0.00	40.41	425.18	0.00	(425.18)
Subtotal: LOCAL RECIEPTS		0.00	55,395.82	125,473.71	0.00	(125,473.71)
Fund Total:		0.00	55,395.82	125,473.71	0.00	(125,473.71)
Fund: 05 UNEMPLOYMENT - SAVINGS						
05 1510	INTEREST ON INVESTMENTS	0.00	0.83	6.23	0.00	(6.23)
Subtotal: LOCAL RECIEPTS		0.00	0.83	6.23	0.00	(6.23)
Fund Total:		0.00	0.83	6.23	0.00	(6.23)
Fund: 06 GENERAL - SAVINGS						
06 1100	TAXES	0.00	1,310,541.50	5,423,448.47	0.00	(5,423,448.47)
06 1510	INTEREST ON INVESTMENTS	0.00	1,043.84	3,702.97	0.00	(3,702.97)
Subtotal: LOCAL RECIEPTS		0.00	1,311,585.34	5,427,151.44	0.00	(5,427,151.44)
Fund Total:		0.00	1,311,585.34	5,427,151.44	0.00	(5,427,151.44)
Fund: 13 SPECIAL BUILDING FUND - CHECKING						
13 1510	INTEREST ON INVESTMENTS	0.00	8.99	35.27	0.00	(35.27)
Subtotal: LOCAL RECIEPTS		0.00	8.99	35.27	0.00	(35.27)
Fund Total:		0.00	8.99	35.27	0.00	(35.27)
Fund: 14 BUILDING FUND - NLAF						
14 1510	Interest on Investments	0.00	47,187.44	325,231.80	0.00	(325,231.80)
Subtotal: LOCAL RECIEPTS		0.00	47,187.44	325,231.80	0.00	(325,231.80)
Fund Total:		0.00	47,187.44	325,231.80	0.00	(325,231.80)
Fund: 15 QSC BONDS - NLAF						
15 1510	Interest on Investments	0.00	0.00	45,785.81	0.00	(45,785.81)
Subtotal: LOCAL RECIEPTS		0.00	0.00	45,785.81	0.00	(45,785.81)
15 5103	Qualified School Construction Bonds	0.00	0.00	105,153.92	0.00	(105,153.92)
Subtotal: 5000		0.00	0.00	105,153.92	0.00	(105,153.92)
Fund Total:		0.00	0.00	150,939.73	0.00	(150,939.73)
Fund: 16 QSC BONDS -SAVINGS						
16 1100	TAXES	0.00	20,979.55	86,367.89	0.00	(86,367.89)
16 1510	Interest on Investments	0.00	60.27	3,412.25	0.00	(3,412.25)
Subtotal: LOCAL RECIEPTS		0.00	21,039.82	89,780.14	0.00	(89,780.14)
Fund Total:		0.00	21,039.82	89,780.14	0.00	(89,780.14)
Fund: 18 GENERAL FUND CDARS						
18 1510	Interest on Investments	0.00	10,965.92	113,482.99	0.00	(113,482.99)
Subtotal: LOCAL RECIEPTS		0.00	10,965.92	113,482.99	0.00	(113,482.99)
Fund Total:		0.00	10,965.92	113,482.99	0.00	(113,482.99)
Fund: 19 BUILDING FUND CDARS						
19 1510	Interest on Investments	0.00	4,887.79	32,686.71	0.00	(32,686.71)
Subtotal: LOCAL RECIEPTS		0.00	4,887.79	32,686.71	0.00	(32,686.71)
Fund Total:		0.00	4,887.79	32,686.71	0.00	(32,686.71)
Fund: 20 DEPRECIATION CDARS						

Regular; Processing Month 03/2024; Accounts to Include Accounts with Activity

<u>Account Number</u>	<u>Description</u>	<u>Revised Budget</u>	<u>During Month</u>	<u>To Date</u>	<u>% of Budget</u>	<u>Budget Balance</u>
20 1510	Interest on Investments	0.00	10,198.93	68,204.80	0.00	(68,204.80)
	Subtotal: LOCAL RECIEPTS	0.00	10,198.93	68,204.80	0.00	(68,204.80)
	Fund Total:	0.00	10,198.93	68,204.80	0.00	(68,204.80)

Fund: 21 ACTIVITY FUND

<u>Account Number</u>	<u>Description</u>	<u>Revised Budget</u>	<u>During Month</u>	<u>To Date</u>	<u>% of Budget</u>	<u>Budget Balance</u>
21 1710 1510	Interest on Investments	0.00	32.86	670.45	0.00	(670.45)
21 1990 0100	HS Athletics	0.00	152.24	(72,717.98)	0.00	72,717.98
21 1990 0101	BMS Athletics	0.00	32.99	21,616.99	0.00	(21,616.99)
21 1990 0102	BSMS Athletics	0.00	0.00	23,012.85	0.00	(23,012.85)
21 1990 0105	Football	0.00	0.00	60,241.35	0.00	(60,241.35)
21 1990 0110	BMS Football	0.00	0.00	812.80	0.00	(812.80)
21 1990 0111	Varsity Track	0.00	0.00	0.00	0.00	0.00
21 1990 0113	Athletic Training	0.00	0.00	15,107.40	0.00	(15,107.40)
21 1990 0114	Uniforms	0.00	0.00	16,425.00	0.00	(16,425.00)
21 1990 0115	Volleyball	0.00	0.00	10,586.38	0.00	(10,586.38)
21 1990 0116	Lodging/Meals	0.00	0.00	6,500.00	0.00	(6,500.00)
21 1990 0117	Dues/Fees	0.00	0.00	48.00	0.00	(48.00)
21 1990 0118	Cross Country Club	0.00	0.00	2,829.20	0.00	(2,829.20)
21 1990 0119	Baseball	0.00	1,141.00	1,141.00	0.00	(1,141.00)
21 1990 0120	BMS Volleyball	0.00	0.00	2,071.05	0.00	(2,071.05)
21 1990 0121	BSMS Football	0.00	0.00	2,094.75	0.00	(2,094.75)
21 1990 0123	BSMS Volleyball	0.00	0.00	3,182.53	0.00	(3,182.53)
21 1990 0124	BSMS Boys' Basketball	0.00	0.00	2,668.56	0.00	(2,668.56)
21 1990 0125	Boys' Basketball	0.00	200.00	17,386.50	0.00	(17,386.50)
21 1990 0130	BMS Boys' Basketball	0.00	0.00	1,674.05	0.00	(1,674.05)
21 1990 0135	Girls' Basketball	0.00	267.59	9,843.09	0.00	(9,843.09)
21 1990 0140	BMS Girls' Basketball	0.00	0.00	1,132.00	0.00	(1,132.00)
21 1990 0141	Baseball Club	0.00	5,176.99	7,676.99	0.00	(7,676.99)
21 1990 0142	Volleyball Club	0.00	280.00	4,348.00	0.00	(4,348.00)
21 1990 0143	BSMS Girls' Basketball	0.00	0.00	1,638.30	0.00	(1,638.30)
21 1990 0145	Cross Country	0.00	0.00	2,060.00	0.00	(2,060.00)
21 1990 0146	BMS Cross Country	0.00	0.00	175.00	0.00	(175.00)
21 1990 0150	Boys' Golf	0.00	0.00	3,075.00	0.00	(3,075.00)
21 1990 0151	Softball Club	0.00	2,500.00	5,840.00	0.00	(5,840.00)
21 1990 0152	Boys' Soccer	0.00	1,381.00	1,985.26	0.00	(1,985.26)
21 1990 0153	Boys' Soccer Fundraising	0.00	2,291.78	3,067.43	0.00	(3,067.43)
21 1990 0155	Girls' Golf	0.00	0.00	5,370.00	0.00	(5,370.00)
21 1990 0156	Girls' Tennis	0.00	0.00	2,000.00	0.00	(2,000.00)
21 1990 0164	Girls' Soccer	0.00	2,177.00	2,677.00	0.00	(2,677.00)
21 1990 0180	Wrestling	0.00	87.99	10,280.19	0.00	(10,280.19)
21 1990 0185	BMS Wrestling	0.00	273.00	549.00	0.00	(549.00)
21 1990 0186	BSMS Wrestling	0.00	200.00	810.90	0.00	(810.90)
21 1990 0190	Girls' Softball	0.00	0.00	3,802.00	0.00	(3,802.00)
21 1990 0191	Unified Bowling	0.00	0.00	1,250.00	0.00	(1,250.00)
21 1990 0193	Girls' Golf Club	0.00	0.00	2,105.00	0.00	(2,105.00)
21 1990 0195	Track Club	0.00	744.20	5,330.84	0.00	(5,330.84)
21 1990 0196	Football Club	0.00	500.00	7,064.00	0.00	(7,064.00)
21 1990 0197	Wrestling Club	0.00	1,064.50	6,025.50	0.00	(6,025.50)
21 1990 0200	Band	0.00	0.00	13,171.89	0.00	(13,171.89)
21 1990 0220	HE Band Resale	0.00	0.00	2,877.00	0.00	(2,877.00)
21 1990 0221	AP Band Resale	0.00	0.00	270.00	0.00	(270.00)
21 1990 0300	Dance Team	0.00	0.00	38,243.52	0.00	(38,243.52)
21 1990 0355	Varsity Cheerleading	0.00	5,594.35	15,306.39	0.00	(15,306.39)
21 1990 0450	Skills USA/VICA	0.00	500.17	1,493.17	0.00	(1,493.17)

Regular; Processing Month 03/2024; Accounts to Include Accounts with Activity

Fund: 21 ACTIVITY FUND						
<u>Account Number</u>	<u>Description</u>	<u>Revised Budget</u>	<u>During Month</u>	<u>To Date</u>	<u>% of Budget</u>	<u>Budget Balance</u>
21 1990 0512	SE Student Council	0.00	0.00	1,194.66	0.00	(1,194.66)
21 1990 0550	BE Miscellaneous	0.00	0.00	2,110.55	0.00	(2,110.55)
21 1990 0557	PC Miscellaneous	0.00	0.00	1,269.66	0.00	(1,269.66)
21 1990 0558	PC Yearbook	0.00	0.00	50.60	0.00	(50.60)
21 1990 0559	Washington DC Trip	0.00	417.42	5,998.89	0.00	(5,998.89)
21 1990 0560	HE Miscellaneous	0.00	0.00	677.50	0.00	(677.50)
21 1990 0561	AP Miscellaneous	0.00	0.00	3,576.08	0.00	(3,576.08)
21 1990 0567	SE Miscellaneous	0.00	0.00	426.55	0.00	(426.55)
21 1990 0590	BE Student Council	0.00	0.00	1,307.36	0.00	(1,307.36)
21 1990 0600	FBLA	0.00	134.00	2,501.00	0.00	(2,501.00)
21 1990 0651	Play Products	0.00	0.00	929.00	0.00	(929.00)
21 1990 0652	Speech	0.00	0.00	167.90	0.00	(167.90)
21 1990 0720	French	0.00	0.00	139.00	0.00	(139.00)
21 1990 0750	Journalism	0.00	0.00	2,460.00	0.00	(2,460.00)
21 1990 0800	High School Misc	0.00	0.00	4,380.81	0.00	(4,380.81)
21 1990 0801	First Robotics	0.00	332.20	2,606.20	0.00	(2,606.20)
21 1990 0804	Multi Cultural Club	0.00	0.00	379.00	0.00	(379.00)
21 1990 0805	Youth Boys' Basketball	0.00	0.00	4,117.95	0.00	(4,117.95)
21 1990 0806	Outdoor Club	0.00	800.00	890.00	0.00	(890.00)
21 1990 0807	Key Club	0.00	0.00	429.10	0.00	(429.10)
21 1990 0811	Prism Club	0.00	0.00	1,200.00	0.00	(1,200.00)
21 1990 0825	Youth Girls' Basketball	0.00	0.00	3,730.00	0.00	(3,730.00)
21 1990 0830	PSAT/AP	0.00	0.00	1,463.00	0.00	(1,463.00)
21 1990 0875	Wellness	0.00	0.00	1,635.00	0.00	(1,635.00)
21 1990 0880	Facilities Use	0.00	2,850.00	21,320.00	0.00	(21,320.00)
21 1990 0890	HS Student Senate	0.00	0.00	12,831.12	0.00	(12,831.12)
21 1990 0891	BMS Student Senate	0.00	0.00	484.00	0.00	(484.00)
21 1990 0892	BMS Cooking Club	0.00	40.00	1,747.00	0.00	(1,747.00)
21 1990 0893	BMS Miscellaneous	0.00	0.00	1,028.81	0.00	(1,028.81)
21 1990 0894	BSMS Student Senate	0.00	0.00	625.00	0.00	(625.00)
21 1990 0895	BSMS Cooking Club	0.00	0.00	1,275.00	0.00	(1,275.00)
21 1990 0896	BSMS Miscellaneous	0.00	0.00	1,193.02	0.00	(1,193.02)
21 1990 0900	Music	0.00	0.00	1,952.75	0.00	(1,952.75)
21 1990 0955	Shop	0.00	224.00	1,701.00	0.00	(1,701.00)
21 1990 0971	PC Library	0.00	1,652.30	3,788.48	0.00	(3,788.48)
21 1990 0972	SE Library	0.00	3,192.23	4,821.15	0.00	(4,821.15)
21 1990 0975	BE Library	0.00	574.95	1,426.55	0.00	(1,426.55)
21 1990 0976	AP Library	0.00	1,125.00	4,107.99	0.00	(4,107.99)
21 1990 0995	HE Library	0.00	750.29	1,412.97	0.00	(1,412.97)
21 1990 0996	BMS Library	0.00	0.00	1,463.68	0.00	(1,463.68)
21 1990 0997	BSMS Library	0.00	0.00	2,088.02	0.00	(2,088.02)
Subtotal: LOCAL RECIEPTS		0.00	36,690.05	381,724.70	0.00	(381,724.70)
Fund Total:		0.00	36,690.05	381,724.70	0.00	(381,724.70)
Fund: 22 STUDENT FEE FUND						
<u>Account Number</u>	<u>Description</u>	<u>Revised Budget</u>	<u>During Month</u>	<u>To Date</u>	<u>% of Budget</u>	<u>Budget Balance</u>
22 1741 5100	Cooperative Loss	0.00	1,184.01	7,391.00	0.00	(7,391.00)
Subtotal: LOCAL RECIEPTS		0.00	1,184.01	7,391.00	0.00	(7,391.00)
Fund Total:		0.00	1,184.01	7,391.00	0.00	(7,391.00)
Fund: 24 QSC BONDS CDARS						
<u>Account Number</u>	<u>Description</u>	<u>Revised Budget</u>	<u>During Month</u>	<u>To Date</u>	<u>% of Budget</u>	<u>Budget Balance</u>
24 1510	Interest on Investments	0.00	241.36	4,445.12	0.00	(4,445.12)
Subtotal: LOCAL RECIEPTS		0.00	241.36	4,445.12	0.00	(4,445.12)

Regular; Processing Month 03/2024; Accounts to Include Accounts with Activity

Fund: 24 QSC BONDS CDARS

<u>Account Number</u>	<u>Description</u>	<u>Revised Budget</u>	<u>During Month</u>	<u>To Date</u>	<u>% of Budget</u>	<u>Budget Balance</u>
	Fund Total:	0.00	241.36	4,445.12	0.00	(4,445.12)

Fund: 25 BOND FUND

<u>Account Number</u>	<u>Description</u>	<u>Revised Budget</u>	<u>During Month</u>	<u>To Date</u>	<u>% of Budget</u>	<u>Budget Balance</u>
25 1100	Local Property Taxes	0.00	391,944.60	1,235,479.71	0.00	(1,235,479.71)
25 1510	Interest on Investments	0.00	16,916.85	180,125.40	0.00	(180,125.40)
	Subtotal: LOCAL RECIEPTS	0.00	408,861.45	1,415,605.11	0.00	(1,415,605.11)
	Fund Total:	0.00	408,861.45	1,415,605.11	0.00	(1,415,605.11)

Fund: 27 UNEMPLOYMENT CDARS

<u>Account Number</u>	<u>Description</u>	<u>Revised Budget</u>	<u>During Month</u>	<u>To Date</u>	<u>% of Budget</u>	<u>Budget Balance</u>
27 1510	Interest on Investments	0.00	1,047.14	7,000.86	0.00	(7,000.86)
	Subtotal: LOCAL RECIEPTS	0.00	1,047.14	7,000.86	0.00	(7,000.86)
	Fund Total:	0.00	1,047.14	7,000.86	0.00	(7,000.86)

	<u>Revised Budget</u>	<u>During Month</u>	<u>To Date</u>	<u>% of Budget</u>	<u>Budget Balance</u>
Grand Total:	0.00	4,941,779.08	27,338,970.98	0.00	(27,338,970.98)

Account Number	Account Description	Revised Budget	Expended During Month	Expenditures to Date	% of Budget	Balance at EOM	P/ O Outstanding	Unencumbered Balance
01	GENERAL FUND CHECKING							
1100	REGULAR INSTRUCTIONAL PROGRAMS							
01 1100 110 000	REG INSTR - SALARIES NON-INSTR DIST	40,022.34	3,137.94	22,520.51	56.27	17,501.83	0.00	17,501.83
01 1100 111 000	REG INSTR - SALARIES TEACHERS DIST	151,187.01	12,471.51	87,300.57	57.74	63,886.44	0.00	63,886.44
01 1100 111 001	REG INSTR - SALARIES TEACHERS HS	3,350,292.51	279,880.60	1,954,936.40	58.35	1,395,356.11	0.00	1,395,356.11
01 1100 111 002	REG INSTR - SALARIES TEACHERS BE	1,434,966.99	121,599.50	838,724.42	58.45	596,242.57	0.00	596,242.57
01 1100 111 003	REG INSTR - SALARIES TEACHERS PC	2,055,001.86	171,885.68	1,198,970.59	58.34	856,031.27	0.00	856,031.27
01 1100 111 004	REG INSTR - SALARIES TEACHERS HE	1,618,381.14	133,002.73	941,842.31	58.20	676,538.83	0.00	676,538.83
01 1100 111 005	REG INSTR - SALARIES TEACHERS BMS	1,860,050.79	156,194.33	1,085,983.58	58.38	774,067.21	0.00	774,067.21
01 1100 111 006	REG INSTR - SALARIES TEACHERS AP	1,577,121.07	124,289.46	912,026.22	57.83	665,094.85	0.00	665,094.85
01 1100 111 007	REG INSTR - SALARIES TEACHERS SE	1,376,376.41	105,976.56	793,879.54	57.68	582,496.87	0.00	582,496.87
01 1100 111 008	REG INSTR - SALARIES TEACHERS BSMS	2,391,176.41	199,154.10	1,394,078.70	58.30	997,097.71	0.00	997,097.71
01 1100 112 001	REG INSTR - SALARIES INSTR AIDES HS	33,127.16	2,995.26	16,960.94	51.20	16,166.22	0.00	16,166.22
01 1100 112 002	REG INSTR - SALARIES INSTR AIDES BE	0.00	0.00	0.00	0.00	0.00	0.00	0.00
01 1100 112 003	REG INSTR - SALARIES INSTR AIDES PC	0.00	0.00	0.00	0.00	0.00	0.00	0.00
01 1100 112 004	REG INSTR - SALARIES INSTR AIDES HE	0.00	0.00	0.00	0.00	0.00	0.00	0.00
01 1100 112 005	REG INSTR - SALARIES INSTR AIDES BMS	0.00	0.00	0.00	0.00	0.00	0.00	0.00
01 1100 112 006	REG INSTR - SALARIES INSTR AIDES AP	0.00	0.00	0.00	0.00	0.00	0.00	0.00
01 1100 112 007	REG INSTR - SALARIES INSTR AIDES SE	0.00	0.00	0.00	0.00	0.00	0.00	0.00
01 1100 112 008	REG INSTR - SALARIES INSTR AIDES BSMS	0.00	0.00	0.00	0.00	0.00	0.00	0.00
01 1100 120 001	REG INSTR - SUBS NON-INSTR HS	55,810.24	6,336.92	33,920.14	60.78	21,890.10	0.00	21,890.10
01 1100 120 005	REG INSTR - SUBS NON-INSTR BMS	1,527.04	9.51	1,656.27	108.46	(129.23)	0.00	(129.23)
01 1100 122 001	REG INSTR - SUB AIDES/ASST HS	717.39	0.00	254.38	35.46	463.01	0.00	463.01
01 1100 122 002	REG INSTR - SUB AIDES/ASST BE	74.34	126.17	301.74	405.89	(227.40)	0.00	(227.40)
01 1100 122 003	REG INSTR - SUB AIDES/ASST PC	0.00	0.00	0.00	0.00	0.00	0.00	0.00
01 1100 122 004	REG INSTR - SUB AIDES/ASST HE	0.00	0.00	0.00	0.00	0.00	0.00	0.00
01 1100 122 005	REG INSTR - SUB AIDES/ASST BMS	1,070.52	123.21	537.81	50.24	532.71	0.00	532.71
01 1100 122 006	REG INSTR - SUB AIDES/ASST AP	0.00	0.00	0.00	0.00	0.00	0.00	0.00
01 1100 122 007	REG INSTR - SUB AIDES/ASST SE	215.14	0.00	0.00	0.00	215.14	0.00	215.14
01 1100 122 008	REG INSTR - SUB AIDES/ASST BSMS	1,295.89	18.50	577.58	44.57	718.31	0.00	718.31
01 1100 123 001	REG INSTR - SUB TEACHERS HS	108,338.25	8,167.50	56,190.00	51.87	52,148.25	0.00	52,148.25
01 1100 123 002	REG INSTR - SUB TEACHERS BE	51,700.04	3,217.50	49,252.50	95.27	2,447.54	0.00	2,447.54
01 1100 123 003	REG INSTR - SUB TEACHERS PC	59,397.09	4,950.00	43,717.50	73.60	15,679.59	0.00	15,679.59
01 1100 123 004	REG INSTR - SUB TEACHERS HE	45,965.90	11,550.00	48,427.50	105.36	(2,461.60)	0.00	(2,461.60)
01 1100 123 005	REG INSTR - SUB TEACHERS BMS	62,526.91	3,712.50	37,417.50	59.84	25,109.41	0.00	25,109.41
01 1100 123 006	REG INSTR - SUB TEACHERS AP	42,967.45	3,135.00	18,397.50	42.82	24,569.95	0.00	24,569.95
01 1100 123 007	REG INSTR - SUB TEACHERS SE	36,135.93	4,732.50	29,955.00	82.90	6,180.93	0.00	6,180.93
01 1100 123 008	REG INSTR - SUB TEACHERS BSMS	57,480.55	9,060.00	39,997.50	69.58	17,483.05	0.00	17,483.05
01 1100 130 000	REG INSTR - OT SALARIES NON-INSTR DIST	5,604.16	475.17	4,524.49	80.73	1,079.67	0.00	1,079.67
01 1100 130 001	REG INSTR - OT SALARIES NON-INSTR HS	0.00	0.00	0.00	0.00	0.00	0.00	0.00
01 1100 132 001	REG INSTR - OT SALARIES AIDES HS	787.68	0.00	0.00	0.00	787.68	0.00	787.68
01 1100 132 002	REG INSTR - OT SALARIES INSTR AIDES BE	0.00	0.00	0.00	0.00	0.00	0.00	0.00
01 1100 132 003	REG INSTR - OT SALARIES INSTR AIDES PC	0.00	0.00	0.00	0.00	0.00	0.00	0.00
01 1100 132 004	REG INSTR - OT SALARIES INSTR AIDES HE	0.00	0.00	0.00	0.00	0.00	0.00	0.00
01 1100 132 006	REG INSTR - OT SALARIES INSTR AIDES AP	0.00	0.00	0.00	0.00	0.00	0.00	0.00
01 1100 132 007	REG INSTR - OT SALARIES INSTR AIDES SE	0.00	0.00	0.00	0.00	0.00	0.00	0.00
01 1100 132 008	REG INSTR - OT SALARIES INSTR AIDES BSMS	0.00	0.00	0.00	0.00	0.00	0.00	0.00
01 1100 150 000	REG INSTR - ADD'L COMP NON-INSTR DIST	321.57	7.91	450.37	140.05	(128.80)	0.00	(128.80)
01 1100 150 001	REG INSTR - ADD'L COMP NON-INSTR HS	5,491.97	252.08	2,859.56	52.07	2,632.41	0.00	2,632.41
01 1100 150 005	REG INSTR - ADD'L COMP NON-INSTR BMS	1,198.82	35.00	450.00	37.54	748.82	0.00	748.82
01 1100 150 008	REG INSTR - ADD'L COMP NON-INSTR BSMS	3,871.68	451.67	4,066.69	105.04	(195.01)	0.00	(195.01)
01 1100 151 000	REG INSTR - ADD'L COMP TEACHERS DIST	3,531.98	539.94	3,905.74	110.58	(373.76)	0.00	(373.76)
01 1100 151 001	REG INSTR - ADD'L COMP TEACHERS HS	322,474.26	32,696.07	235,072.72	72.90	87,401.54	0.00	87,401.54
01 1100 151 002	REG INSTR - ADD'L COMP TEACHERS BE	17,152.60	1,562.12	13,131.26	76.56	4,021.34	0.00	4,021.34
01 1100 151 003	REG INSTR - ADD'L COMP TEACHERS PC	31,496.22	2,773.15	25,308.84	80.36	6,187.38	0.00	6,187.38

Regular; Processing Month 03/2024

Account Number	Account Description	Revised Budget	Expended During Month	Expenditures to Date	% of Budget	Balance at EOM	P/ O Outstanding	Unencumbered Balance
01 1100 151 004	REG INSTR - ADD'L COMP TEACHERS HE	25,170.36	2,223.83	19,560.14	77.71	5,610.22	0.00	5,610.22
01 1100 151 005	REG INSTR - ADD'L COMP TEACHERS BMS	72,256.23	8,835.17	60,514.12	83.75	11,742.11	0.00	11,742.11
01 1100 151 006	REG INSTR - ADD'L COMP TEACHERS AP	20,323.19	1,903.75	16,295.15	80.18	4,028.04	0.00	4,028.04
01 1100 151 007	REG INSTR - ADD'L COMP TEACHERS SE	20,080.85	1,588.97	13,570.97	67.58	6,509.88	0.00	6,509.88
01 1100 151 008	REG INSTR - ADD'L COMP TEACHERS BSMS	86,075.96	8,953.46	58,961.13	68.50	27,114.83	0.00	27,114.83
01 1100 152 001	REG INSTR - ADD'L COMP AIDES HS	48.72	0.00	0.00	0.00	48.72	0.00	48.72
01 1100 152 002	REG INSTR - ADD'L COMP AIDES BE	0.00	0.00	0.00	0.00	0.00	0.00	0.00
01 1100 152 003	REG INSTR - ADD'L COMP AIDES PC	0.00	0.00	0.00	0.00	0.00	0.00	0.00
01 1100 152 004	REG INSTR - ADD'L COMP AIDES HE	0.00	0.00	0.00	0.00	0.00	0.00	0.00
01 1100 152 005	REG INSTR - ADD'L COMP AIDES BMS	0.00	0.00	0.00	0.00	0.00	0.00	0.00
01 1100 152 006	REG INSTR - ADD'L COMP AIDES AP	0.00	0.00	0.00	0.00	0.00	0.00	0.00
01 1100 152 007	REG INSTR - ADD'L COMP AIDES SE	0.00	0.00	0.00	0.00	0.00	0.00	0.00
01 1100 152 008	REG INSTR - ADD'L COMP AIDES BSMS	0.00	0.00	0.00	0.00	0.00	0.00	0.00
01 1100 210 000	REG INSTR - GROUP INS NON-INSTR DIST	71.63	5.20	36.40	50.82	35.23	0.00	35.23
01 1100 211 000	REG INSTR - GROUP INS TEACHERS/PROF DIST	48,260.16	4,006.08	28,042.56	58.11	20,217.60	0.00	20,217.60
01 1100 211 001	REG INSTR - GROUP INS TEACHERS/PROF HS	799,433.93	65,642.24	465,051.16	58.17	334,382.77	0.00	334,382.77
01 1100 211 002	REG INSTR - GROUP INS TEACHERS/PROF BE	431,485.31	36,361.29	253,649.03	58.79	177,836.28	0.00	177,836.28
01 1100 211 003	REG INSTR - GROUP INS TEACHERS/PROF PC	516,596.93	44,440.97	302,500.99	58.56	214,095.94	0.00	214,095.94
01 1100 211 004	REG INSTR - GROUP INS TEACHERS/PROF HE	409,015.01	34,025.19	236,921.45	57.92	172,093.56	0.00	172,093.56
01 1100 211 005	REG INSTR - GROUP INS TEACHERS/PROF BMS	329,908.27	32,327.00	196,961.81	59.70	132,946.46	0.00	132,946.46
01 1100 211 006	REG INSTR - GROUP INS TEACHERS/PROF AP	465,827.11	39,345.31	272,494.21	58.50	193,332.90	0.00	193,332.90
01 1100 211 007	REG INSTR - GROUP INS TEACHERS/PROF SE	383,169.73	32,168.89	223,479.43	58.32	159,690.30	0.00	159,690.30
01 1100 211 008	REG INSTR - GROUP INS TEACHERS/PROF BSMS	523,214.93	47,284.43	309,032.97	59.06	214,181.96	0.00	214,181.96
01 1100 212 001	REG INSTR - GROUP INS AIDES HS	119.38	34.74	243.18	203.70	(123.80)	0.00	(123.80)
01 1100 212 002	REG INSTR - GROUP INS AIDES BE	0.00	0.00	0.00	0.00	0.00	0.00	0.00
01 1100 212 003	REG INSTR - GROUP INS AIDES PC	0.00	0.00	0.00	0.00	0.00	0.00	0.00
01 1100 212 004	REG INSTR - GROUP INS AIDES HE	0.00	0.00	0.00	0.00	0.00	0.00	0.00
01 1100 212 005	REG INSTR - GROUP INS AIDES BMS	0.00	0.00	0.00	0.00	0.00	0.00	0.00
01 1100 212 006	REG INSTR - GROUP INS AIDES AP	0.00	0.00	0.00	0.00	0.00	0.00	0.00
01 1100 212 007	REG INSTR - GROUP INS AIDES SE	0.00	0.00	0.00	0.00	0.00	0.00	0.00
01 1100 212 008	REG INSTR - GROUP INS AIDES BSMS	0.00	0.00	0.00	0.00	0.00	0.00	0.00
01 1100 220 000	REG INSTR - SOC SEC NON-INSTR DIST	3,773.47	313.34	2,357.76	62.48	1,415.71	0.00	1,415.71
01 1100 220 001	REG INSTR - SOC SEC NON-INSTR HS	3,750.31	504.05	2,813.62	75.02	936.69	0.00	936.69
01 1100 220 005	REG INSTR - SOC SEC NON-INSTR BMS	237.75	3.40	161.14	67.78	76.61	0.00	76.61
01 1100 220 008	REG INSTR - SOC SEC NON-INSTR BSMS	379.71	34.55	311.08	81.93	68.63	0.00	68.63
01 1100 221 000	REG INSTR - SOC SEC TEACHERS DIST	11,822.11	975.65	6,984.61	59.08	4,837.50	0.00	4,837.50
01 1100 221 001	REG INSTR - SOC SEC TEACHERS HS	283,293.48	23,896.35	167,543.61	59.14	115,749.87	0.00	115,749.87
01 1100 221 002	REG INSTR - SOC SEC TEACHERS BE	108,366.74	9,501.57	65,497.29	60.44	42,869.45	0.00	42,869.45
01 1100 221 003	REG INSTR - SOC SEC TEACHERS PC	157,593.59	13,366.28	93,621.14	59.41	63,972.45	0.00	63,972.45
01 1100 221 004	REG INSTR - SOC SEC TEACHERS HE	122,652.80	10,242.79	72,831.69	59.38	49,821.11	0.00	49,821.11
01 1100 221 005	REG INSTR - SOC SEC TEACHERS BMS	148,457.68	12,700.68	88,977.09	59.93	59,480.59	0.00	59,480.59
01 1100 221 006	REG INSTR - SOC SEC TEACHERS AP	111,080.30	9,438.37	66,288.31	59.68	44,791.99	0.00	44,791.99
01 1100 221 007	REG INSTR - SOC SEC TEACHERS SE	97,264.55	8,241.71	58,657.07	60.31	38,607.48	0.00	38,607.48
01 1100 221 008	REG INSTR - SOC SEC TEACHERS BSMS	188,395.62	15,903.85	111,214.91	59.03	77,180.71	0.00	77,180.71
01 1100 222 001	REG INSTR - SOC SEC AIDES HS	2,494.51	225.70	1,292.95	51.83	1,201.56	0.00	1,201.56
01 1100 222 002	REG INSTR - SOC SEC AIDES BE	5.84	9.65	23.09	395.38	(17.25)	0.00	(17.25)
01 1100 222 003	REG INSTR - SOC SEC AIDES PC	0.00	0.00	0.00	0.00	0.00	0.00	0.00
01 1100 222 004	REG INSTR - SOC SEC AIDES HE	0.00	0.00	0.00	0.00	0.00	0.00	0.00
01 1100 222 005	REG INSTR - SOC SEC AIDES BMS	84.26	9.42	41.12	48.80	43.14	0.00	43.14
01 1100 222 006	REG INSTR - SOC SEC AIDES AP	0.00	0.00	0.00	0.00	0.00	0.00	0.00
01 1100 222 007	REG INSTR - SOC SEC AIDES SE	0.00	0.00	0.00	0.00	0.00	0.00	0.00
01 1100 222 008	REG INSTR - SOC SEC AIDES BSMS	102.02	1.42	44.20	43.32	57.82	0.00	57.82
01 1100 223 001	REG INSTR - SOC SEC SUB TEACHERS HS	7,526.23	624.80	4,298.67	57.12	3,227.56	0.00	3,227.56
01 1100 223 002	REG INSTR - SOC SEC SUB TEACHERS BE	4,068.91	246.17	3,767.66	92.60	301.25	0.00	301.25
01 1100 223 003	REG INSTR - SOC SEC SUB TEACHERS PC	4,674.69	378.66	3,344.38	71.54	1,330.31	0.00	1,330.31

Regular; Processing Month 03/2024

Account Number	Account Description	Revised Budget	Expended During Month	Expenditures to Date	% of Budget	Balance at EOM	P/ O Outstanding	Unencumbered Balance
01 1100 223 004	REG INSTR - SOC SEC SUB TEACHERS HE	3,617.68	883.59	3,704.75	102.41	(87.07)	0.00	(87.07)
01 1100 223 005	REG INSTR - SOC SEC SUB TEACHERS BMS	4,920.96	284.01	2,862.56	58.17	2,058.40	0.00	2,058.40
01 1100 223 006	REG INSTR - SOC SEC SUB TEACHERS AP	2,381.53	239.82	1,407.49	59.10	974.04	0.00	974.04
01 1100 223 007	REG INSTR - SOC SEC SUB TEACHERS SE	2,843.97	362.08	2,291.95	80.59	552.02	0.00	552.02
01 1100 223 008	REG INSTR - SOC SEC SUB TEACHERS BSMS	4,523.98	693.16	3,059.97	67.64	1,464.01	0.00	1,464.01
01 1100 230 000	REG INSTR - RETIREMENT NON-INSTR DIST	3,276.27	265.56	2,016.83	61.56	1,259.44	0.00	1,259.44
01 1100 230 001	REG INSTR - RETIREMENT NON-INSTR HS	516.44	18.01	206.52	39.99	309.92	0.00	309.92
01 1100 230 005	REG INSTR - RETIREMENT NON-INSTR BMS	109.75	2.57	33.06	30.12	76.69	0.00	76.69
01 1100 230 008	REG INSTR - RETIREMENT NON-INSTR BSMS	138.59	2.57	84.53	60.99	54.06	0.00	54.06
01 1100 231 000	REG INSTR - RETIREMENT TEACHERS DIST	11,327.68	954.34	6,689.67	59.06	4,638.01	0.00	4,638.01
01 1100 231 001	REG INSTR - RETIREMENT TEACHERS HS	275,185.48	22,875.57	160,318.35	58.26	114,867.13	0.00	114,867.13
01 1100 231 002	REG INSTR - RETIREMENT TEACHERS BE	105,393.40	9,030.28	62,456.73	59.26	42,936.67	0.00	42,936.67
01 1100 231 003	REG INSTR - RETIREMENT TEACHERS PC	153,608.87	12,765.80	89,345.94	58.16	64,262.93	0.00	64,262.93
01 1100 231 004	REG INSTR - RETIREMENT TEACHERS HE	121,679.11	9,877.70	70,230.76	57.72	51,448.35	0.00	51,448.35
01 1100 231 005	REG INSTR - RETIREMENT TEACHERS BMS	144,993.00	12,096.55	84,022.25	57.95	60,970.75	0.00	60,970.75
01 1100 231 006	REG INSTR - RETIREMENT TEACHERS AP	109,886.30	9,251.49	64,978.73	59.13	44,907.57	0.00	44,907.57
01 1100 231 007	REG INSTR - RETIREMENT TEACHERS SE	97,357.89	7,884.92	56,112.60	57.64	41,245.29	0.00	41,245.29
01 1100 231 008	REG INSTR - RETIREMENT TEACHERS BSMS	180,665.53	15,259.60	106,404.98	58.90	74,260.55	0.00	74,260.55
01 1100 232 001	REG INSTR - RETIREMENT AIDES HS	2,424.77	220.15	1,177.49	48.56	1,247.28	0.00	1,247.28
01 1100 232 002	REG INSTR - RETIREMENT AIDES BE	0.00	0.00	0.00	0.00	0.00	0.00	0.00
01 1100 232 003	REG INSTR - RETIREMENT AIDES PC	0.00	0.00	0.00	0.00	0.00	0.00	0.00
01 1100 232 004	REG INSTR - RETIREMENT AIDES HE	0.00	0.00	0.00	0.00	0.00	0.00	0.00
01 1100 232 005	REG INSTR - RETIREMENT AIDES BMS	0.00	0.00	0.00	0.00	0.00	0.00	0.00
01 1100 232 006	REG INSTR - RETIREMENT AIDES AP	0.00	0.00	0.00	0.00	0.00	0.00	0.00
01 1100 232 007	REG INSTR - RETIREMENT AIDES SE	0.00	0.00	0.00	0.00	0.00	0.00	0.00
01 1100 232 008	REG INSTR - RETIREMENT AIDES BSMS	0.00	0.00	0.00	0.00	0.00	0.00	0.00
01 1100 233 001	REG INSTR - RETIREMENT SUB TEACHERS HS	0.00	0.00	0.00	0.00	0.00	0.00	0.00
01 1100 233 002	REG INSTR - RETIREMENT SUB TEACHERS BE	0.00	0.00	0.00	0.00	0.00	0.00	0.00
01 1100 233 003	REG INSTR - RETIREMENT SUB TEACHERS PC	185.76	0.00	163.68	88.11	22.08	0.00	22.08
01 1100 233 004	REG INSTR - RETIREMENT SUB TEACHERS HE	33.17	264.05	1,299.29	3,917.06	(1,266.12)	0.00	(1,266.12)
01 1100 233 005	REG INSTR - RETIREMENT SUB TEACHERS BMS	39.80	0.00	24.26	60.95	15.54	0.00	15.54
01 1100 233 006	REG INSTR - RETIREMENT SUB TEACHERS AP	252.08	18.19	72.75	28.86	179.33	0.00	179.33
01 1100 233 007	REG INSTR - RETIREMENT SUB TEACHERS SE	0.00	0.00	0.00	0.00	0.00	0.00	0.00
01 1100 233 008	REG INSTR - RETIREMENT SUB TEACHERS BSMS	0.00	0.00	0.00	0.00	0.00	0.00	0.00
01 1100 237 000	REG INSTR - INCR RET CONTR DIST	1,239.48	419.55	2,994.24	241.57	(1,754.76)	0.00	(1,754.76)
01 1100 237 001	REG INSTR - INCR RET CONTR HS	95,673.50	7,949.29	55,606.07	58.12	40,067.43	0.00	40,067.43
01 1100 237 002	REG INSTR - INCR RET CONTR BE	36,251.33	3,105.70	21,480.15	59.25	14,771.18	0.00	14,771.18
01 1100 237 003	REG INSTR - INCR RET CONTR PC	55,644.11	4,390.41	30,784.09	55.32	24,860.02	0.00	24,860.02
01 1100 237 004	REG INSTR - INCR RET CONTR HE	43,922.80	3,487.95	24,600.53	56.01	19,322.27	0.00	19,322.27
01 1100 237 005	REG INSTR - INCR RET CONTR BMS	49,916.76	4,161.10	28,796.84	57.69	21,119.92	0.00	21,119.92
01 1100 237 006	REG INSTR - INCR RET CONTR AP	35,470.99	3,188.07	22,372.54	63.07	13,098.45	0.00	13,098.45
01 1100 237 007	REG INSTR - INCR RET CONTR SE	35,854.11	2,711.76	19,298.02	53.82	16,556.09	0.00	16,556.09
01 1100 237 008	REG INSTR - INCR RET CONTR BSMS	58,767.64	5,249.00	36,623.93	62.32	22,143.71	0.00	22,143.71
01 1100 260 000	UNEMPLOY COMP NON-INSTR DIST	0.00	0.00	0.00	0.00	0.00	0.00	0.00
01 1100 271 001	REG INSTR - WORK COMP TEACHERS HS	23,000.00	0.00	17,974.25	78.15	5,025.75	0.00	5,025.75
01 1100 271 002	REG INSTR - WORK COMP TEACHERS BE	23,000.00	0.00	17,974.25	78.15	5,025.75	0.00	5,025.75
01 1100 271 003	REG INSTR - WORK COMP TEACHERS PC	23,000.00	0.00	17,974.25	78.15	5,025.75	0.00	5,025.75
01 1100 271 004	REG INSTR - WORK COMP TEACHERS HE	23,000.00	0.00	17,974.25	78.15	5,025.75	0.00	5,025.75
01 1100 271 005	REG INSTR - WORK COMP TEACHERS BMS	23,000.00	0.00	17,974.25	78.15	5,025.75	0.00	5,025.75
01 1100 271 006	REG INSTR - WORK COMP TEACHERS AP	23,000.00	0.00	17,974.25	78.15	5,025.75	0.00	5,025.75
01 1100 271 007	REG INSTR - WORK COMP TEACHERS SE	23,000.00	0.00	17,974.25	78.15	5,025.75	0.00	5,025.75
01 1100 271 008	REG INSTR - WORK COMP TEACHERS BSMS	23,000.00	0.00	17,974.25	78.15	5,025.75	0.00	5,025.75
01 1100 280 000	REG INSTR - HEALTH BEN NON-INSTR DIST	4,107.64	475.00	3,325.00	80.95	782.64	0.00	782.64
01 1100 281 000	REG INSTR - HEALTH BEN TEACHERS DIST	4,107.64	0.00	1,900.00	46.26	2,207.64	0.00	2,207.64
01 1100 281 001	REG INSTR - HEALTH BEN TEACHERS HS	71,014.54	8,310.40	58,913.22	82.96	12,101.32	0.00	12,101.32

Account Number	Account Description	Revised Budget	Expended During Month	Expenditures to Date	% of Budget	Balance at EOM	P/ O Outstanding	Unencumbered Balance
01 1100 580 006	REG INSTR - TRAVEL & MILEAGE AP	750.00	141.37	797.28	106.30	(47.28)	0.00	(47.28)
01 1100 580 006 001	REG INSTR - TRAVEL & MILEAGE GRADE 1 AP	0.00	0.00	0.00	0.00	0.00	0.00	0.00
01 1100 580 006 002	REG INSTR - TRAVEL & MILEAGE GRADE 2 AP	0.00	0.00	0.00	0.00	0.00	0.00	0.00
01 1100 580 006 003	REG INSTR - TRAVEL & MILEAGE GRADE 3 AP	0.00	0.00	0.00	0.00	0.00	0.00	0.00
01 1100 580 006 004	REG INSTR - TRAVEL & MILEAGE GRADE 4 AP	0.00	0.00	0.00	0.00	0.00	0.00	0.00
01 1100 580 006 005	REG INSTR - TRAVEL & MILEAGE GRADE 5 AP	0.00	0.00	0.00	0.00	0.00	0.00	0.00
01 1100 580 006 007	REG INSTR - TRAVEL & MILEAGE KDG AP	0.00	0.00	0.00	0.00	0.00	0.00	0.00
01 1100 580 006 060	REG INSTR - TRAVEL & MILEAGE PE AP	0.00	0.00	0.00	0.00	0.00	0.00	0.00
01 1100 580 006 080	REG INSTR - TRAVEL & MILEAGE ART AP	0.00	0.00	0.00	0.00	0.00	0.00	0.00
01 1100 580 006 081	REG INSTR - TRAVEL & MILEAGE VOC MUS AP	0.00	0.00	15.07	0.00	(15.07)	0.00	(15.07)
01 1100 580 006 082	REG INSTR - TRAVEL & MILEAGE INST MUS AP	0.00	0.00	0.00	0.00	0.00	0.00	0.00
01 1100 580 007	REG INSTR - TRAVEL & MILEAGE SE	750.00	0.00	0.00	0.00	750.00	0.00	750.00
01 1100 580 007 001	REG INSTR - TRAVEL & MILEAGE GRADE 1 SE	0.00	0.00	0.00	0.00	0.00	0.00	0.00
01 1100 580 007 002	REG INSTR - TRAVEL & MILEAGE GRADE 2 SE	0.00	0.00	0.00	0.00	0.00	0.00	0.00
01 1100 580 007 003	REG INSTR - TRAVEL & MILEAGE GRADE 3 SE	0.00	0.00	0.00	0.00	0.00	0.00	0.00
01 1100 580 007 004	REG INSTR - TRAVEL & MILEAGE GRADE 4 SE	0.00	0.00	0.00	0.00	0.00	0.00	0.00
01 1100 580 007 005	REG INSTR - TRAVEL & MILEAGE GRADE 5 SE	0.00	0.00	0.00	0.00	0.00	0.00	0.00
01 1100 580 007 007	REG INSTR - TRAVEL & MILEAGE KDG SE	0.00	0.00	0.00	0.00	0.00	0.00	0.00
01 1100 580 007 060	REG INSTR - TRAVEL & MILEAGE PE SE	0.00	0.00	0.00	0.00	0.00	0.00	0.00
01 1100 580 007 080	REG INSTR - TRAVEL & MILEAGE ART SE	0.00	6.43	34.85	0.00	(34.85)	0.00	(34.85)
01 1100 580 007 081	REG INSTR - TRAVEL & MILEAGE VOC MUS SE	0.00	0.00	60.26	0.00	(60.26)	0.00	(60.26)
01 1100 580 007 082	REG INSTR - TRAVEL & MILEAGE INST MUS SE	0.00	0.00	0.00	0.00	0.00	0.00	0.00
01 1100 580 008	REG INSTR - TRAVEL & MILEAGE BSMS	750.00	0.00	0.00	0.00	750.00	0.00	750.00
01 1100 580 008 015	REG INSTR - TRAVEL & MILEAGE ENGLISH BSMS	0.00	0.00	0.00	0.00	0.00	0.00	0.00
01 1100 580 008 018	REG INSTR - TRAVEL & MILEAGE READING BSMS	0.00	0.00	0.00	0.00	0.00	0.00	0.00
01 1100 580 008 019	REG INSTR - TRAVEL & MILEAGE SPEECH BSMS	0.00	0.00	0.00	0.00	0.00	0.00	0.00
01 1100 580 008 022	REG INSTR - TRAVEL & MILEAGE LANGUAGE BSMS	0.00	0.00	0.00	0.00	0.00	0.00	0.00
01 1100 580 008 030	REG INSTR - TRAVEL & MILEAGE SOC STUD BSMS	0.00	0.00	0.00	0.00	0.00	0.00	0.00
01 1100 580 008 040	REG INSTR - TRAVEL & MILEAGE MATH BSMS	0.00	0.00	0.00	0.00	0.00	0.00	0.00
01 1100 580 008 050	REG INSTR - TRAVEL & MILEAGE T&L BSMS	0.00	0.00	0.00	0.00	0.00	0.00	0.00
01 1100 580 008 054	REG INSTR - TRAVEL & MILEAGE COMPUTER BSMS	0.00	0.00	0.00	0.00	0.00	0.00	0.00
01 1100 580 008 060	REG INSTR - TRAVEL & MILEAGE PE BSMS	0.00	0.00	0.00	0.00	0.00	0.00	0.00
01 1100 580 008 070	REG INSTR - TRAVEL & MILEAGE SCIENCE BSMS	0.00	0.00	0.00	0.00	0.00	0.00	0.00
01 1100 580 008 080	REG INSTR - TRAVEL & MILEAGE ART BSMS	0.00	0.00	0.00	0.00	0.00	0.00	0.00
01 1100 580 008 081	REG INSTR - TRAVEL & MILEAGE VOC MUS BSMS	0.00	9.85	64.15	0.00	(64.15)	0.00	(64.15)
01 1100 580 008 082	REG INSTR - TRAVEL & MILEAGE INST MUS BSMS	0.00	0.00	85.55	0.00	(85.55)	0.00	(85.55)
01 1100 580 008 083	REG INSTR - TRAVEL & MILEAGE GEN MUS BSMS	0.00	0.00	0.00	0.00	0.00	0.00	0.00
01 1100 590 001	REG INSTR - PURCHASED SERVICES HS	0.00	15,000.00	15,000.00	0.00	(15,000.00)	0.00	(15,000.00)
01 1100 590 002	REG INSTR - PURCHASED SERVICES BE	0.00	0.00	0.00	0.00	0.00	0.00	0.00
01 1100 590 003	REG INSTR - PURCHASED SERVICES PC	0.00	0.00	0.00	0.00	0.00	0.00	0.00
01 1100 590 004	REG INSTR - PURCHASED SERVICES HE	0.00	0.00	0.00	0.00	0.00	0.00	0.00
01 1100 590 005	REG INSTR - PURCHASED SERVICES BMS	0.00	0.00	0.00	0.00	0.00	0.00	0.00
01 1100 590 006	REG INSTR - PURCHASED SERVICES AP	0.00	0.00	0.00	0.00	0.00	0.00	0.00
01 1100 590 007	REG INSTR - PURCHASED SERVICES SE	0.00	0.00	0.00	0.00	0.00	0.00	0.00
01 1100 590 008	REG INSTR - PURCHASED SERVICES BSMS	0.00	0.00	0.00	0.00	0.00	0.00	0.00
01 1100 610 000	REG INSTR - SUPPLIES DISTRICT	5,000.00	64.11	1,159.08	2,176.01	3,840.92	107,641.41	(103,800.49)
01 1100 610 000 611	REG INSTR - TESTING SUPPLIES DISTRICT	0.00	0.00	0.00	0.00	0.00	0.00	0.00
01 1100 610 001	REG INSTR - SUPPLIES HS	30,000.00	730.41	7,814.68	40.78	22,185.32	4,419.29	17,766.03
01 1100 610 001 015	REG INSTR - SUPPLIES ENGLISH HS	1,500.00	185.02	3,381.68	225.45	(1,881.68)	0.00	(1,881.68)
01 1100 610 001 016	REG INSTR - SUPPLIES JOURNALISM HS	250.00	0.00	272.19	108.88	(22.19)	0.00	(22.19)
01 1100 610 001 017	REG INSTR - SUPPLIES ONE-ACT HS	250.00	0.00	0.00	0.00	250.00	0.00	250.00
01 1100 610 001 020	REG INSTR - SUPPLIES SPANISH HS	500.00	0.00	1,487.06	305.41	(987.06)	39.99	(1,027.05)
01 1100 610 001 021	REG INSTR - SUPPLIES FRENCH HS	500.00	258.36	1,551.96	312.19	(1,051.96)	9.00	(1,060.96)
01 1100 610 001 030	REG INSTR - SUPPLIES SOC STUD HS	1,500.00	0.00	1,744.84	116.32	(244.84)	0.00	(244.84)
01 1100 610 001 040	REG INSTR - SUPPLIES MATH HS	2,500.00	0.00	3,140.67	125.63	(640.67)	0.00	(640.67)

Account Number	Account Description	Revised Budget	Expended During Month	Expenditures to Date	% of Budget	Balance at EOM	P/ O Outstanding	Unencumbered Balance
01 1100 610 001 050	REG INSTR - SUPPLIES VOCATIONAL HS	0.00	0.00	0.00	0.00	0.00	0.00	0.00
01 1100 610 001 051	REG INSTR - SUPPLIES BUSINESS HS	1,000.00	0.00	815.58	81.56	184.42	0.00	184.42
01 1100 610 001 052	REG INSTR - SUPPLIES IND TECH HS	1,500.00	1,052.39	5,286.26	360.13	(3,786.26)	115.67	(3,901.93)
01 1100 610 001 053	REG INSTR - SUPPLIES FCS HS	4,750.00	320.16	5,420.27	121.01	(670.27)	327.77	(998.04)
01 1100 610 001 060	REG INSTR - SUPPLIES PE HS	2,250.00	89.89	5,516.26	261.83	(3,266.26)	374.90	(3,641.16)
01 1100 610 001 070	REG INSTR - SUPPLIES SCIENCE HS	10,000.00	0.00	8,548.48	87.77	1,451.52	228.32	1,223.20
01 1100 610 001 080	REG INSTR - SUPPLIES ART HS	5,000.00	0.00	5,851.35	117.17	(851.35)	7.08	(858.43)
01 1100 610 001 081	REG INSTR - SUPPLIES VOCAL MUSIC HS	500.00	0.00	1,162.90	232.58	(662.90)	0.00	(662.90)
01 1100 610 001 082	REG INSTR - SUPPLIES INSTR MUSIC HS	2,500.00	79.97	1,215.08	53.68	1,284.92	127.00	1,157.92
01 1100 610 001 611	REG INSTR - TESTING SUPPLIES HS	2,500.00	0.00	0.00	0.00	2,500.00	0.00	2,500.00
01 1100 610 002	REG INSTR - SUPPLIES BE	20,000.00	76.04	9,148.09	46.28	10,851.91	108.57	10,743.34
01 1100 610 002 001	REG INSTR - SUPPLIES 1ST GRADE BE	1,000.00	412.65	847.38	113.26	152.62	285.23	(132.61)
01 1100 610 002 002	REG INSTR - SUPPLIES 2ND GRADE BE	1,000.00	129.72	906.53	90.79	93.47	1.38	92.09
01 1100 610 002 003	REG INSTR - SUPPLIES 3RD GRADE BE	1,000.00	0.00	717.65	71.77	282.35	0.00	282.35
01 1100 610 002 004	REG INSTR - SUPPLIES 4TH GRADE BE	1,000.00	0.00	559.02	55.90	440.98	0.00	440.98
01 1100 610 002 005	REG INSTR - SUPPLIES 5TH GRADE BE	1,000.00	34.41	529.02	60.70	470.98	77.96	393.02
01 1100 610 002 007	REG INSTR - SUPPLIES KDG BE	1,000.00	0.00	553.00	55.30	447.00	0.00	447.00
01 1100 610 002 020	REG INSTR - SUPPLIES SPANISH BE	250.00	0.00	0.00	0.00	250.00	0.00	250.00
01 1100 610 002 060	REG INSTR - SUPPLIES PE BE	750.00	0.00	0.00	0.00	750.00	0.00	750.00
01 1100 610 002 080	REG INSTR - SUPPLIES ART BE	750.00	0.00	983.66	140.30	(233.66)	68.58	(302.24)
01 1100 610 002 081	REG INSTR - SUPPLIES VOCAL MUSIC BE	500.00	31.90	157.66	31.53	342.34	0.00	342.34
01 1100 610 002 082	REG INSTR - SUPPLIES INSTR MUSIC BE	250.00	0.00	0.00	0.00	250.00	0.00	250.00
01 1100 610 002 611	REG INSTR - TESTING SUPPLIES BE	2,500.00	0.00	0.00	0.00	2,500.00	0.00	2,500.00
01 1100 610 003	REG INSTR - SUPPLIES PC	20,000.00	862.89	6,406.48	45.77	13,593.52	2,748.05	10,845.47
01 1100 610 003 001	REG INSTR - SUPPLIES 1ST GRADE PC	1,000.00	0.00	856.86	85.69	143.14	0.00	143.14
01 1100 610 003 002	REG INSTR - SUPPLIES 2ND GRADE PC	1,000.00	0.00	516.38	51.64	483.62	0.00	483.62
01 1100 610 003 003	REG INSTR - SUPPLIES 3RD GRADE PC	1,000.00	0.00	892.13	111.37	107.87	221.52	(113.65)
01 1100 610 003 004	REG INSTR - SUPPLIES 4TH GRADE PC	1,000.00	468.26	917.80	91.78	82.20	0.00	82.20
01 1100 610 003 005	REG INSTR - SUPPLIES 5TH GRADE PC	1,000.00	0.00	696.97	69.70	303.03	0.00	303.03
01 1100 610 003 007	REG INSTR - SUPPLIES KDG PC	1,000.00	0.00	0.00	0.98	1,000.00	9.79	990.21
01 1100 610 003 020	REG INSTR - SUPPLIES SPANISH PC	250.00	0.00	0.00	0.00	250.00	0.00	250.00
01 1100 610 003 060	REG INSTR - SUPPLIES PE PC	750.00	69.98	291.66	38.89	458.34	0.00	458.34
01 1100 610 003 080	REG INSTR - SUPPLIES ART PC	750.00	0.00	455.89	140.01	294.11	594.22	(300.11)
01 1100 610 003 081	REG INSTR - SUPPLIES VOCAL MUSIC PC	500.00	63.18	63.18	20.63	436.82	39.95	396.87
01 1100 610 003 082	REG INSTR - SUPPLIES INSTR MUSIC PC	250.00	0.00	0.00	0.00	250.00	0.00	250.00
01 1100 610 003 611	REG INSTR - TESTING SUPPLIES PC	2,500.00	0.00	0.00	0.00	2,500.00	0.00	2,500.00
01 1100 610 004	REG INSTR - SUPPLIES HE	20,000.00	42.07	4,620.53	23.10	15,379.47	0.00	15,379.47
01 1100 610 004 001	REG INSTR - SUPPLIES 1ST GRADE HE	1,000.00	68.44	425.10	42.89	574.90	3.78	571.12
01 1100 610 004 002	REG INSTR - SUPPLIES 2ND GRADE HE	1,000.00	0.00	202.30	44.32	797.70	240.91	556.79
01 1100 610 004 003	REG INSTR - SUPPLIES 3RD GRADE HE	1,000.00	13.64	107.57	10.76	892.43	0.00	892.43
01 1100 610 004 004	REG INSTR - SUPPLIES 4TH GRADE HE	1,000.00	0.00	0.00	0.00	1,000.00	0.00	1,000.00
01 1100 610 004 005	REG INSTR - SUPPLIES 5TH GRADE HE	1,000.00	0.00	43.90	4.39	956.10	0.00	956.10
01 1100 610 004 007	REG INSTR - SUPPLIES KDG HE	1,000.00	0.00	85.90	10.70	914.10	21.08	893.02
01 1100 610 004 020	REG INSTR - SUPPLIES SPANISH HE	500.00	0.00	0.00	0.00	500.00	0.00	500.00
01 1100 610 004 060	REG INSTR - SUPPLIES PE HE	750.00	431.93	996.55	132.87	(246.55)	0.00	(246.55)
01 1100 610 004 080	REG INSTR - SUPPLIES ART HE	750.00	344.66	2,612.66	348.35	(1,862.66)	0.00	(1,862.66)
01 1100 610 004 081	REG INSTR - SUPPLIES VOCAL MUSIC HE	500.00	167.10	487.14	97.43	12.86	0.00	12.86
01 1100 610 004 082	REG INSTR - SUPPLIES INSTR MUSIC HE	250.00	0.00	0.00	0.00	250.00	0.00	250.00
01 1100 610 004 611	REG INSTR - TESTING SUPPLIES HE	2,500.00	0.00	0.00	0.00	2,500.00	0.00	2,500.00
01 1100 610 005	REG INSTR - SUPPLIES BMS	30,000.00	114.51	4,319.02	26.33	25,680.98	3,581.30	22,099.68
01 1100 610 005 015	REG INSTR - SUPPLIES ENGLISH BMS	1,500.00	159.96	1,021.97	99.58	478.03	471.69	6.34
01 1100 610 005 018	REG INSTR - SUPPLIES READING BMS	1,500.00	0.00	647.37	79.14	852.63	539.79	312.84
01 1100 610 005 019	REG INSTR - SUPPLIES SPEECH/DRAMA BMS	500.00	0.00	260.49	93.41	239.51	206.56	32.95
01 1100 610 005 022	REG INSTR - SUPPLIES WORLD LANG BMS	1,500.00	0.00	0.00	22.45	1,500.00	336.80	1,163.20
01 1100 610 005 030	REG INSTR - SUPPLIES SOC STUD BMS	1,000.00	0.00	1,543.33	154.33	(543.33)	0.00	(543.33)

04/05/2024 09:13 AM

Regular; Processing Month 03/2024

User ID: MDT

Account Number	Account Description	Revised Budget	Expended During Month	Expenditures to Date	% of Budget	Balance at EOM	P/ O Outstanding	Unencumbered Balance
01 1100 610 005 040	REG INSTR - SUPPLIES MATH BMS	2,500.00	0.00	1,592.57	113.25	907.43	1,238.65	(331.22)
01 1100 610 005 050	REG INSTR - SUPPLIES T&L BMS	4,750.00	330.66	5,780.34	127.89	(1,030.34)	294.53	(1,324.87)
01 1100 610 005 054	REG INSTR - SUPPLIES COMPUTERS BMS	1,000.00	0.00	291.73	33.97	708.27	48.00	660.27
01 1100 610 005 060	REG INSTR - SUPPLIES PE/HEALTH BMS	2,000.00	282.30	703.93	47.26	1,296.07	241.19	1,054.88
01 1100 610 005 070	REG INSTR - SUPPLIES SCIENCE BMS	5,000.00	96.33	2,623.97	100.55	2,376.03	2,403.44	(27.41)
01 1100 610 005 080	REG INSTR - SUPPLIES ART BMS	2,500.00	0.00	3,862.39	188.72	(1,362.39)	855.51	(2,217.90)
01 1100 610 005 081	REG INSTR - SUPPLIES VOCAL MUSIC BMS	1,000.00	80.00	80.00	8.00	920.00	0.00	920.00
01 1100 610 005 082	REG INSTR - SUPPLIES INSTR MUSIC BMS	500.00	0.00	91.75	18.35	408.25	0.00	408.25
01 1100 610 005 083	REG INSTR - SUPPLIES GENERAL MUSIC BMS	1,500.00	0.00	204.90	13.66	1,295.10	0.00	1,295.10
01 1100 610 005 611	REG INSTR - TESTING SUPPLIES BMS	2,500.00	0.00	0.00	0.00	2,500.00	0.00	2,500.00
01 1100 610 006	REG INSTR - SUPPLIES AP	20,000.00	149.97	6,229.61	44.22	13,770.39	2,613.66	11,156.73
01 1100 610 006 001	REG INSTR - SUPPLIES 1ST GRADE AP	1,000.00	122.30	144.29	14.72	855.71	2.87	852.84
01 1100 610 006 002	REG INSTR - SUPPLIES 2ND GRADE AP	1,000.00	0.00	0.00	0.00	1,000.00	0.00	1,000.00
01 1100 610 006 003	REG INSTR - SUPPLIES 3RD GRADE AP	1,000.00	0.00	1,235.60	123.56	(235.60)	0.00	(235.60)
01 1100 610 006 004	REG INSTR - SUPPLIES 4TH GRADE AP	1,000.00	0.00	147.80	14.78	852.20	0.00	852.20
01 1100 610 006 005	REG INSTR - SUPPLIES 5TH GRADE AP	1,000.00	0.00	401.90	40.19	598.10	0.00	598.10
01 1100 610 006 007	REG INSTR - SUPPLIES KDG AP	1,000.00	0.00	299.39	29.94	700.61	0.00	700.61
01 1100 610 006 020	REG INSTR - SUPPLIES SPANISH AP	250.00	0.00	0.00	0.00	250.00	0.00	250.00
01 1100 610 006 060	REG INSTR - SUPPLIES PE AP	750.00	57.13	232.90	31.05	517.10	0.00	517.10
01 1100 610 006 080	REG INSTR - SUPPLIES ART AP	750.00	0.00	1,068.54	202.83	(318.54)	452.69	(771.23)
01 1100 610 006 081	REG INSTR - SUPPLIES VOCAL MUSIC AP	500.00	0.00	578.36	115.67	(78.36)	0.00	(78.36)
01 1100 610 006 082	REG INSTR - SUPPLIES INSTR MUSIC AP	250.00	0.00	0.00	0.00	250.00	0.00	250.00
01 1100 610 006 611	REG INSTR - TESTING SUPPLIES AP	2,500.00	0.00	0.00	0.00	2,500.00	0.00	2,500.00
01 1100 610 007	REG INSTR - SUPPLIES SE	20,000.00	198.01	5,534.90	54.94	14,465.10	5,452.13	9,012.97
01 1100 610 007 001	REG INSTR - SUPPLIES 1ST GRADE SE	1,000.00	29.96	431.13	66.11	568.87	230.00	338.87
01 1100 610 007 002	REG INSTR - SUPPLIES 2ND GRADE SE	1,000.00	150.00	682.79	68.28	317.21	0.00	317.21
01 1100 610 007 003	REG INSTR - SUPPLIES 3RD GRADE SE	1,000.00	0.00	702.71	75.60	297.29	53.28	244.01
01 1100 610 007 004	REG INSTR - SUPPLIES 4TH GRADE SE	1,000.00	0.00	145.19	14.52	854.81	0.00	854.81
01 1100 610 007 005	REG INSTR - SUPPLIES 5TH GRADE SE	1,000.00	0.00	302.34	30.23	697.66	0.00	697.66
01 1100 610 007 007	REG INSTR - SUPPLIES KDG SE	1,000.00	0.00	129.92	12.99	870.08	0.00	870.08
01 1100 610 007 020	REG INSTR - SUPPLIES SPANISH SE	250.00	0.00	0.00	0.00	250.00	0.00	250.00
01 1100 610 007 060	REG INSTR - SUPPLIES PE SE	750.00	0.00	445.98	59.46	304.02	0.00	304.02
01 1100 610 007 080	REG INSTR - SUPPLIES ART SE	750.00	89.95	800.35	172.73	(50.35)	495.14	(545.49)
01 1100 610 007 081	REG INSTR - SUPPLIES VOCAL MUSIC SE	500.00	0.00	374.88	83.14	125.12	40.83	84.29
01 1100 610 007 082	REG INSTR - SUPPLIES INSTR MUSIC SE	250.00	0.00	0.00	0.00	250.00	0.00	250.00
01 1100 610 007 611	REG INSTR - TESTING SUPPLIES SE	2,500.00	0.00	0.00	0.00	2,500.00	0.00	2,500.00
01 1100 610 008	REG INSTR - SUPPLIES BSMS	30,000.00	577.43	13,812.93	54.23	16,187.07	2,456.41	13,730.66
01 1100 610 008 015	REG INSTR - SUPPLIES ENGLISH BSMS	1,500.00	0.00	1,095.79	108.28	404.21	528.34	(124.13)
01 1100 610 008 018	REG INSTR - SUPPLIES READING BSMS	1,500.00	0.00	1,246.66	110.30	253.34	407.83	(154.49)
01 1100 610 008 019	REG INSTR - SUPPLIES SPEECH/DRAMA BSMS	500.00	76.96	874.14	215.65	(374.14)	204.10	(578.24)
01 1100 610 008 022	REG INSTR - SUPPLIES WORLD LANG BSMS	1,500.00	0.00	589.75	40.25	910.25	13.97	896.28
01 1100 610 008 030	REG INSTR - SUPPLIES SOC STUD BSMS	1,000.00	0.00	1,337.50	199.92	(337.50)	661.71	(999.21)
01 1100 610 008 040	REG INSTR - SUPPLIES MATH BSMS	2,500.00	0.00	1,009.54	111.35	1,490.46	1,774.14	(283.68)
01 1100 610 008 050	REG INSTR - SUPPLIES T&L BSMS	4,750.00	259.82	9,246.41	209.12	(4,496.41)	686.77	(5,183.18)
01 1100 610 008 054	REG INSTR - SUPPLIES COMPUTERS BSMS	1,000.00	680.12	807.19	88.69	192.81	79.75	113.06
01 1100 610 008 060	REG INSTR - SUPPLIES PE/HEALTH BSMS	2,500.00	0.00	4,020.15	171.85	(1,520.15)	276.12	(1,796.27)
01 1100 610 008 070	REG INSTR - SUPPLIES SCIENCE BSMS	5,000.00	138.96	1,711.30	49.86	3,288.70	781.73	2,506.97
01 1100 610 008 080	REG INSTR - SUPPLIES ART BSMS	2,500.00	0.00	3,523.33	221.59	(1,023.33)	2,016.38	(3,039.71)
01 1100 610 008 081	REG INSTR - SUPPLIES VOCAL MUSIC BSMS	1,000.00	0.00	0.00	0.00	1,000.00	0.00	1,000.00
01 1100 610 008 082	REG INSTR - SUPPLIES INSTR MUSIC BSMS	500.00	0.00	91.75	18.35	408.25	0.00	408.25
01 1100 610 008 083	REG INSTR - SUPPLIES GENERAL MUSIC BSMS	1,500.00	0.00	172.99	11.53	1,327.01	0.00	1,327.01
01 1100 610 008 611	REG INSTR - TESTING SUPPLIES BSMS	2,500.00	0.00	0.00	0.00	2,500.00	0.00	2,500.00
01 1100 640 000	REG INSTR - BOOKS & PERIODICALS DISTRICT	115,000.00	0.00	0.00	0.00	115,000.00	0.00	115,000.00
01 1100 640 001	REG INSTR - BOOKS & PERIODICALS HS	15,000.00	0.00	1,705.04	11.37	13,294.96	0.00	13,294.96
01 1100 640 001 015	REG INSTR - BOOKS & PER ENGLISH HS	4,500.00	0.00	0.00	0.00	4,500.00	0.00	4,500.00

Account Number	Account Description	Revised Budget	Expended During Month	Expenditures to Date	% of Budget	Balance at EOM	P/ O Outstanding	Unencumbered Balance
01 1100 640 001 016	REG INSTR - BOOKS & PER JOURN HS	0.00	0.00	0.00	0.00	0.00	0.00	0.00
01 1100 640 001 017	REG INSTR - BOOKS & PER ONE-ACT HS	0.00	0.00	451.99	0.00	(451.99)	0.00	(451.99)
01 1100 640 001 020	REG INSTR - BOOKS & PER SPANISH HS	0.00	104.14	247.13	0.00	(247.13)	0.00	(247.13)
01 1100 640 001 021	REG INSTR - BOOKS & PER FRENCH HS	0.00	0.00	0.00	0.00	0.00	0.00	0.00
01 1100 640 001 030	REG INSTR - BOOKS & PER SOC STUD HS	500.00	0.00	3,099.98	620.00	(2,599.98)	0.00	(2,599.98)
01 1100 640 001 040	REG INSTR - BOOKS & PER MATH HS	0.00	0.00	327.02	0.00	(327.02)	596.00	(923.02)
01 1100 640 001 050	REG INSTR - BOOKS & PER VOCATIONAL HS	0.00	0.00	0.00	0.00	0.00	0.00	0.00
01 1100 640 001 051	REG INSTR - BOOKS & PER BUSINESS HS	0.00	203.85	203.85	0.00	(203.85)	0.00	(203.85)
01 1100 640 001 052	REG INSTR - BOOKS & PER IND TECH HS	0.00	0.00	0.00	0.00	0.00	0.00	0.00
01 1100 640 001 053	REG INSTR - BOOKS & PER FCS HS	0.00	0.00	0.00	0.00	0.00	0.00	0.00
01 1100 640 001 060	REG INSTR - BOOKS & PER PE HS	0.00	0.00	252.71	0.00	(252.71)	0.00	(252.71)
01 1100 640 001 070	REG INSTR - BOOKS & PER SCIENCE HS	4,500.00	0.00	0.00	0.00	4,500.00	0.00	4,500.00
01 1100 640 001 080	REG INSTR - BOOKS & PER ART HS	0.00	0.00	0.00	0.00	0.00	0.00	0.00
01 1100 640 001 081	REG INSTR - BOOKS & PER VOCAL MUSIC HS	3,500.00	0.00	2,844.88	81.28	655.12	0.00	655.12
01 1100 640 001 082	REG INSTR - INSTR SHEET MUSIC HS	3,500.00	0.00	2,754.15	78.69	745.85	0.00	745.85
01 1100 640 002	REG INSTR - BOOKS & PERIODICALS BE	15,000.00	0.00	0.00	0.00	15,000.00	0.00	15,000.00
01 1100 640 002 001	REG INSTR - BOOKS & PER 1ST GRADE BE	0.00	0.00	0.00	0.00	0.00	0.00	0.00
01 1100 640 002 002	REG INSTR - BOOKS & PER 2ND GRADE BE	0.00	0.00	0.00	0.00	0.00	0.00	0.00
01 1100 640 002 003	REG INSTR - BOOKS & PER 3RD GRADE BE	0.00	0.00	0.00	0.00	0.00	0.00	0.00
01 1100 640 002 004	REG INSTR - BOOKS & PER 4TH GRADE BE	0.00	0.00	0.00	0.00	0.00	0.00	0.00
01 1100 640 002 005	REG INSTR - BOOKS & PER 5TH GRADE BE	0.00	0.00	0.00	0.00	0.00	0.00	0.00
01 1100 640 002 007	REG INSTR - BOOKS & PER KDG BE	0.00	0.00	0.00	0.00	0.00	0.00	0.00
01 1100 640 002 020	REG INSTR - BOOKS & PER SPANISH BE	0.00	0.00	0.00	0.00	0.00	0.00	0.00
01 1100 640 002 080	REG INSTR - BOOKS & PER ART BE	0.00	0.00	0.00	0.00	0.00	0.00	0.00
01 1100 640 002 081	REG INSTR - BOOKS & PER VOCAL MUSIC BE	0.00	0.00	0.00	0.00	0.00	0.00	0.00
01 1100 640 002 082	REG INSTR - INSTR SHEET MUSIC BE	0.00	0.00	0.00	0.00	0.00	0.00	0.00
01 1100 640 003	REG INSTR - BOOKS & PERIODICALS PC	15,000.00	0.00	344.75	2.30	14,655.25	0.00	14,655.25
01 1100 640 003 001	REG INSTR - BOOKS & PER 1ST GRADE PC	0.00	0.00	0.00	0.00	0.00	0.00	0.00
01 1100 640 003 002	REG INSTR - BOOKS & PER 2ND GRADE PC	0.00	0.00	0.00	0.00	0.00	0.00	0.00
01 1100 640 003 003	REG INSTR - BOOKS & PER 3RD GRADE PC	0.00	0.00	0.00	0.00	0.00	0.00	0.00
01 1100 640 003 004	REG INSTR - BOOKS & PER 4TH GRADE PC	0.00	0.00	0.00	0.00	0.00	0.00	0.00
01 1100 640 003 005	REG INSTR - BOOKS & PER 5TH GRADE PC	0.00	0.00	0.00	0.00	0.00	0.00	0.00
01 1100 640 003 007	REG INSTR - BOOKS & PER KDG PC	0.00	0.00	0.00	0.00	0.00	0.00	0.00
01 1100 640 003 020	REG INSTR - BOOKS & PER SPANISH PC	0.00	0.00	0.00	0.00	0.00	0.00	0.00
01 1100 640 003 080	REG INSTR - BOOKS & PER ART PC	0.00	0.00	0.00	0.00	0.00	0.00	0.00
01 1100 640 003 081	REG INSTR - BOOKS & PER VOCAL MUSIC PC	0.00	0.00	0.00	0.00	0.00	0.00	0.00
01 1100 640 003 082	REG INSTR - INSTR SHEET MUSIC PC	0.00	0.00	0.00	0.00	0.00	0.00	0.00
01 1100 640 004	REG INSTR - BOOKS & PERIODICALS HE	15,000.00	0.00	0.00	0.00	15,000.00	0.00	15,000.00
01 1100 640 004 001	REG INSTR - BOOKS & PER 1ST GRADE HE	0.00	0.00	0.00	0.00	0.00	0.00	0.00
01 1100 640 004 002	REG INSTR - BOOKS & PER 2ND GRADE HE	0.00	0.00	0.00	0.00	0.00	0.00	0.00
01 1100 640 004 003	REG INSTR - BOOKS & PER 3RD GRADE HE	0.00	0.00	0.00	0.00	0.00	0.00	0.00
01 1100 640 004 004	REG INSTR - BOOKS & PER 4TH GRADE HE	0.00	0.00	0.00	0.00	0.00	0.00	0.00
01 1100 640 004 005	REG INSTR - BOOKS & PER 5TH GRADE HE	0.00	0.00	0.00	0.00	0.00	0.00	0.00
01 1100 640 004 007	REG INSTR - BOOKS & PER KDG HE	0.00	0.00	0.00	0.00	0.00	0.00	0.00
01 1100 640 004 020	REG INSTR - BOOKS & PER SPANISH HE	0.00	0.00	0.00	0.00	0.00	0.00	0.00
01 1100 640 004 080	REG INSTR - BOOKS & PER ART HE	0.00	0.00	0.00	0.00	0.00	0.00	0.00
01 1100 640 004 081	REG INSTR - BOOKS & PER VOCAL MUSIC HE	0.00	0.00	0.00	0.00	0.00	0.00	0.00
01 1100 640 004 082	REG INSTR - INSTR SHEET MUSIC HE	0.00	0.00	0.00	0.00	0.00	0.00	0.00
01 1100 640 005	REG INSTR - BOOKS & PERIODICALS BMS	15,000.00	0.00	329.67	2.20	14,670.33	0.00	14,670.33
01 1100 640 005 015	REG INSTR - BOOKS & PER ENGLISH BMS	500.00	0.00	32.99	6.60	467.01	0.00	467.01
01 1100 640 005 018	REG INSTR - BOOKS & PER READING BMS	500.00	0.00	754.00	150.80	(254.00)	0.00	(254.00)
01 1100 640 005 019	REG INSTR - BOOKS & PER SPEECH/DRAMA BMS	0.00	0.00	0.00	0.00	0.00	0.00	0.00
01 1100 640 005 022	REG INSTR - BOOKS & PER WORLD LANG BMS	0.00	0.00	0.00	0.00	0.00	0.00	0.00
01 1100 640 005 030	REG INSTR - BOOKS & PER SOC STUD BMS	500.00	0.00	249.99	50.00	250.01	0.00	250.01
01 1100 640 005 040	REG INSTR - BOOKS & PER MATH BMS	0.00	0.00	0.00	0.00	0.00	1,939.80	(1,939.80)

Account Number	Account Description	Revised Budget	Expended During Month	Expenditures to Date	% of Budget	Balance at EOM	P/ O Outstanding	Unencumbered Balance
01 1100 640 005 050	REG INSTR - BOOKS & PER T&L BMS	0.00	0.00	0.00	0.00	0.00	0.00	0.00
01 1100 640 005 054	REG INSTR - BOOKS & PER COMPUTERS BMS	0.00	0.00	0.00	0.00	0.00	0.00	0.00
01 1100 640 005 060	REG INSTR - BOOKS & PER PE/HEALTH BMS	0.00	0.00	0.00	0.00	0.00	0.00	0.00
01 1100 640 005 070	REG INSTR - BOOKS & PER SCIENCE BMS	0.00	0.00	0.00	0.00	0.00	0.00	0.00
01 1100 640 005 080	REG INSTR - BOOKS & PER ART BMS	0.00	0.00	0.00	0.00	0.00	0.00	0.00
01 1100 640 005 081	REG INSTR - BOOKS & PER VOCAL MUSIC BMS	500.00	225.60	576.08	119.18	(76.08)	19.84	(95.92)
01 1100 640 005 082	REG INSTR - INSTR SHEET MUSIC BMS	500.00	0.00	0.00	0.00	500.00	0.00	500.00
01 1100 640 005 083	REG INSTR - BOOKS & PER GEN MUSIC BMS	0.00	0.00	0.00	0.00	0.00	0.00	0.00
01 1100 640 006	REG INSTR - BOOKS & PERIODICALS AP	15,000.00	0.00	0.00	0.00	15,000.00	0.00	15,000.00
01 1100 640 006 001	REG INSTR - BOOKS & PER 1ST GRADE AP	0.00	0.00	0.00	0.00	0.00	0.00	0.00
01 1100 640 006 002	REG INSTR - BOOKS & PER 2ND GRADE AP	0.00	0.00	0.00	0.00	0.00	1.35	(1.35)
01 1100 640 006 003	REG INSTR - BOOKS & PER 3RD GRADE AP	0.00	0.00	0.00	0.00	0.00	0.00	0.00
01 1100 640 006 004	REG INSTR - BOOKS & PER 4TH GRADE AP	0.00	0.00	0.00	0.00	0.00	0.00	0.00
01 1100 640 006 005	REG INSTR - BOOKS & PER 5TH GRADE AP	0.00	0.00	0.00	0.00	0.00	0.00	0.00
01 1100 640 006 007	REG INSTR - BOOKS & PER KDG AP	0.00	0.00	0.00	0.00	0.00	0.00	0.00
01 1100 640 006 020	REG INSTR - BOOKS & PER SPANISH AP	0.00	0.00	0.00	0.00	0.00	0.00	0.00
01 1100 640 006 080	REG INSTR - BOOKS & PER ART AP	0.00	0.00	0.00	0.00	0.00	0.00	0.00
01 1100 640 006 081	REG INSTR - BOOKS & PER VOCAL MUSIC AP	0.00	0.00	0.00	0.00	0.00	0.00	0.00
01 1100 640 006 082	REG INSTR - INSTR SHEET MUSIC AP	0.00	0.00	0.00	0.00	0.00	0.00	0.00
01 1100 640 007	REG INSTR - BOOKS & PERIODICALS SE	15,000.00	0.00	0.00	0.00	15,000.00	0.00	15,000.00
01 1100 640 007 001	REG INSTR - BOOKS & PER 1ST GRADE SE	0.00	0.00	0.00	0.00	0.00	0.00	0.00
01 1100 640 007 002	REG INSTR - BOOKS & PER 2ND GRADE SE	0.00	0.00	0.00	0.00	0.00	0.00	0.00
01 1100 640 007 003	REG INSTR - BOOKS & PER 3RD GRADE SE	0.00	0.00	0.00	0.00	0.00	0.00	0.00
01 1100 640 007 004	REG INSTR - BOOKS & PER 4TH GRADE SE	0.00	0.00	0.00	0.00	0.00	0.00	0.00
01 1100 640 007 005	REG INSTR - BOOKS & PER 5TH GRADE SE	0.00	0.00	0.00	0.00	0.00	0.00	0.00
01 1100 640 007 007	REG INSTR - BOOKS & PER KDG SE	0.00	0.00	0.00	0.00	0.00	0.00	0.00
01 1100 640 007 020	REG INSTR - BOOKS & PER SPANISH SE	0.00	0.00	0.00	0.00	0.00	0.00	0.00
01 1100 640 007 080	REG INSTR - BOOKS & PER ART SE	0.00	0.00	0.00	0.00	0.00	0.00	0.00
01 1100 640 007 081	REG INSTR - BOOKS & PER VOCAL MUSIC SE	0.00	0.00	0.00	0.00	0.00	0.00	0.00
01 1100 640 007 082	REG INSTR - INSTR SHEET MUSIC SE	0.00	0.00	0.00	0.00	0.00	0.00	0.00
01 1100 640 008	REG INSTR - BOOKS & PERIODICALS BSMS	15,000.00	0.00	329.67	2.20	14,670.33	0.00	14,670.33
01 1100 640 008 015	REG INSTR - BOOKS & PER ENGLISH BSMS	500.00	0.00	39.95	7.99	460.05	0.00	460.05
01 1100 640 008 018	REG INSTR - BOOKS & PER READING BSMS	500.00	0.00	377.00	75.40	123.00	0.00	123.00
01 1100 640 008 019	REG INSTR - BOOKS & PER SPEECH/DRAMA BSMS	0.00	0.00	405.25	0.00	(405.25)	0.00	(405.25)
01 1100 640 008 022	REG INSTR - BOOKS & PER WORLD LANG BSMS	0.00	0.00	0.00	0.00	0.00	0.00	0.00
01 1100 640 008 030	REG INSTR - BOOKS & PER SOC STUD BSMS	500.00	0.00	383.50	76.70	116.50	0.00	116.50
01 1100 640 008 040	REG INSTR - BOOKS & PER MATH BSMS	0.00	0.00	0.00	0.00	0.00	1,939.80	(1,939.80)
01 1100 640 008 050	REG INSTR - BOOKS & PER T&L BSMS	0.00	0.00	0.00	0.00	0.00	0.00	0.00
01 1100 640 008 054	REG INSTR - BOOKS & PER COMPUTERS BSMS	0.00	0.00	0.00	0.00	0.00	0.00	0.00
01 1100 640 008 060	REG INSTR - BOOKS & PER PE/HEALTH BSMS	0.00	0.00	0.00	0.00	0.00	0.00	0.00
01 1100 640 008 070	REG INSTR - BOOKS & PER SCIENCE BSMS	0.00	0.00	55.33	0.00	(55.33)	0.00	(55.33)
01 1100 640 008 080	REG INSTR - BOOKS & PER ART BSMS	0.00	0.00	0.00	0.00	0.00	0.00	0.00
01 1100 640 008 081	REG INSTR - BOOKS & PER VOCAL MUSIC BSMS	500.00	426.20	543.99	108.80	(43.99)	0.00	(43.99)
01 1100 640 008 082	REG INSTR - INSTR SHEET MUSIC BSMS	500.00	0.00	301.50	70.20	198.50	49.50	149.00
01 1100 640 008 083	REG INSTR - BOOKS & PER GEN MUSIC BSMS	0.00	0.00	0.00	0.00	0.00	0.00	0.00
01 1100 650 000	REG INSTR - SUPPLIES TECH-REL DIST	18,200.00	37.98	37.98	0.21	18,162.02	0.00	18,162.02
01 1100 650 001	REG INSTR - SUPPLIES TECH-REL HS	2,500.00	0.00	0.00	0.00	2,500.00	0.00	2,500.00
01 1100 650 001 016	REG INSTR - SUPPLIES TECH-REL JOURN HS	0.00	0.00	262.05	0.00	(262.05)	0.00	(262.05)
01 1100 650 001 017	REG INSTR - SUPPLIES TECH-REL ONE-ACT HS	0.00	0.00	0.00	0.00	0.00	0.00	0.00
01 1100 650 001 020	REG INSTR - SUPPLIES TECH-REL SPANISH HS	0.00	0.00	0.00	0.00	0.00	0.00	0.00
01 1100 650 001 021	REG INSTR - SUPPLIES TECH-REL FRENCH HS	0.00	0.00	0.00	0.00	0.00	0.00	0.00
01 1100 650 001 030	REG INSTR - SUPPLIES TECH-RELSOC STUD HS	0.00	0.00	0.00	0.00	0.00	0.00	0.00
01 1100 650 001 040	REG INSTR - SUPPLIES TECH-REL MATH HS	0.00	0.00	0.00	0.00	0.00	0.00	0.00
01 1100 650 001 050	REG INSTR - SUPPLIES TECH-REL VOCAT HS	0.00	0.00	0.00	0.00	0.00	0.00	0.00
01 1100 650 001 052	REG INSTR - SUPPLIES TECH-REL IND TCH HS	500.00	0.00	0.00	7.14	500.00	35.69	464.31

Account Number	Account Description	Revised Budget	Expended During Month	Expenditures to Date	% of Budget	Balance at EOM	P/ O Outstanding	Unencumbered Balance
01 1100 650 006 007	REG INSTR - SUPPLIES TECH-REL KDG AP	0.00	0.00	0.00	0.00	0.00	0.00	0.00
01 1100 650 006 080	REG INSTR - SUPPLIES TECH-REL ART AP	0.00	0.00	0.00	0.00	0.00	0.00	0.00
01 1100 650 006 081	REG INSTR - SUPPLIES TECH-REL VOC MUS AP	250.00	0.00	0.00	0.00	250.00	0.00	250.00
01 1100 650 006 082	REG INSTR - SUPPLIES TECH-REL INS MUS AP	250.00	0.00	0.00	0.00	250.00	0.00	250.00
01 1100 650 007	REG INSTR - SUPPLIES TECH-REL SE	2,500.00	0.00	14.89	0.60	2,485.11	0.00	2,485.11
01 1100 650 007 001	REG INSTR - SUPPLIES TECH-REL 1 GRADE SE	0.00	0.00	0.00	0.00	0.00	0.00	0.00
01 1100 650 007 002	REG INSTR - SUPPLIES TECH-REL 2 GRADE SE	0.00	0.00	0.00	0.00	0.00	0.00	0.00
01 1100 650 007 003	REG INSTR - SUPPLIES TECH-REL 3 GRADE SE	0.00	0.00	0.00	0.00	0.00	0.00	0.00
01 1100 650 007 004	REG INSTR - SUPPLIES TECH-REL 4 GRADE SE	0.00	0.00	0.00	0.00	0.00	0.00	0.00
01 1100 650 007 005	REG INSTR - SUPPLIES TECH-REL 5 GRADE SE	0.00	0.00	0.00	0.00	0.00	0.00	0.00
01 1100 650 007 007	REG INSTR - SUPPLIES TECH-REL KDG SE	0.00	0.00	0.00	0.00	0.00	0.00	0.00
01 1100 650 007 080	REG INSTR - SUPPLIES TECH-REL ART SE	0.00	0.00	0.00	0.00	0.00	0.00	0.00
01 1100 650 007 081	REG INSTR - SUPPLIES TECH-REL VOC MUS SE	250.00	0.00	0.00	0.00	250.00	0.00	250.00
01 1100 650 007 082	REG INSTR - SUPPLIES TECH-REL INS MUS SE	250.00	0.00	0.00	0.00	250.00	0.00	250.00
01 1100 650 008	REG INSTR - SUPPLIES TECH-REL BSMS	2,500.00	0.00	0.00	0.00	2,500.00	0.00	2,500.00
01 1100 650 008 015	REG INSTR - SUPPLIES TECH-REL ENG BSMS	0.00	0.00	0.00	0.00	0.00	0.00	0.00
01 1100 650 008 018	REG INSTR - SUPPLIES TECH-REL READ BSMS	0.00	0.00	0.00	0.00	0.00	0.00	0.00
01 1100 650 008 019	REG INSTR - SUPPLIES TECH-REL SP/DR BSMS	0.00	0.00	0.00	0.00	0.00	0.00	0.00
01 1100 650 008 022	REG INSTR - SUPPLIES TECH-REL WR LG BSMS	0.00	0.00	0.00	0.00	0.00	0.00	0.00
01 1100 650 008 030	REG INSTR - SUPPLIES TECH SOC STUD BSMS	0.00	0.00	0.00	0.00	0.00	0.00	0.00
01 1100 650 008 040	REG INSTR - SUPPLIES TECH-REL MATH BSMS	500.00	0.00	0.00	0.00	500.00	0.00	500.00
01 1100 650 008 050	REG INSTR - SUPPLIES TECH-REL T&L BSMS	500.00	0.00	0.00	0.00	500.00	0.00	500.00
01 1100 650 008 054	REG INSTR - SUPPLIES TECH-REL COMP BSMS	500.00	0.00	0.00	0.00	500.00	0.00	500.00
01 1100 650 008 060	REG INSTR - SUPPLIES TECH-REL PE/HT BSMS	0.00	0.00	0.00	0.00	0.00	0.00	0.00
01 1100 650 008 070	REG INSTR - SUPPLIES TECH-REL SCI BSMS	0.00	0.00	0.00	0.00	0.00	0.00	0.00
01 1100 650 008 080	REG INSTR - SUPPLIES TECH-REL ART BSMS	0.00	0.00	0.00	0.00	0.00	0.00	0.00
01 1100 650 008 081	REG INSTR - SUPPLIES TECH-REL VOCAL BSMS	500.00	0.00	0.00	0.00	500.00	0.00	500.00
01 1100 650 008 082	REG INSTR - SUPPLIES TECH-REL INST BSMS	500.00	0.00	0.00	0.00	500.00	0.00	500.00
01 1100 650 008 083	REG INSTR - SUPPLIES TECH-REL MUSIC BSMS	0.00	0.00	0.00	0.00	0.00	0.00	0.00
01 1100 733 000	REG INSTR - FURN & EQUIP DISTRICT	19,700.00	0.00	0.00	0.00	19,700.00	0.00	19,700.00
01 1100 733 001	REG INSTR - FURN & EQUIP HS	30,000.00	9,709.02	19,778.76	65.93	10,221.24	0.00	10,221.24
01 1100 733 001 015	REG INSTR - FURN & EQUIP ENGLISH HS	0.00	0.00	0.00	0.00	0.00	0.00	0.00
01 1100 733 001 016	REG INSTR - FURN & EQUIP JOURNALISM HS	0.00	0.00	1,043.91	0.00	(1,043.91)	0.00	(1,043.91)
01 1100 733 001 017	REG INSTR - FURN & EQUIP ONE-ACT HS	0.00	0.00	0.00	0.00	0.00	0.00	0.00
01 1100 733 001 020	REG INSTR - FURN & EQUIP SPANISH HS	0.00	0.00	0.00	0.00	0.00	0.00	0.00
01 1100 733 001 021	REG INSTR - FURN & EQUIP FRENCH HS	0.00	0.00	0.00	0.00	0.00	0.00	0.00
01 1100 733 001 030	REG INSTR - FURN & EQUIP SOC STUD HS	0.00	0.00	0.00	0.00	0.00	0.00	0.00
01 1100 733 001 040	REG INSTR - FURN & EQUIP MATH HS	0.00	0.00	695.96	0.00	(695.96)	0.00	(695.96)
01 1100 733 001 050	REG INSTR - FURN & EQUIP T&L HS	0.00	0.00	0.00	0.00	0.00	0.00	0.00
01 1100 733 001 052	REG INSTR - FURN & EQUIP IND TECH HS	0.00	0.00	0.00	0.00	0.00	0.00	0.00
01 1100 733 001 060	REG INSTR - FURN & EQUIP PE HS	0.00	0.00	0.00	0.00	0.00	0.00	0.00
01 1100 733 001 070	REG INSTR - FURN & EQUIP SCIENCE HS	0.00	0.00	0.00	0.00	0.00	0.00	0.00
01 1100 733 001 080	REG INSTR - FURN & EQUIP ART HS	0.00	0.00	0.00	0.00	0.00	0.00	0.00
01 1100 733 001 081	REG INSTR - FURN & EQUIP VOCAL MUSIC HS	0.00	0.00	1,844.84	0.00	(1,844.84)	0.00	(1,844.84)
01 1100 733 001 082	REG INSTR - FURN & EQUIP INSTR MUSIC HS	2,500.00	0.00	1,875.04	75.32	624.96	8.00	616.96
01 1100 733 002	REG INSTR - FURN & EQUIP BE	20,000.00	0.00	465.99	2.33	19,534.01	0.00	19,534.01
01 1100 733 002 001	REG INSTR - FURN & EQUIP 1ST GRADE BE	0.00	0.00	0.00	0.00	0.00	0.00	0.00
01 1100 733 002 002	REG INSTR - FURN & EQUIP 2ND GRADE BE	0.00	0.00	0.00	0.00	0.00	0.00	0.00
01 1100 733 002 003	REG INSTR - FURN & EQUIP 3RD GRADE BE	0.00	0.00	0.00	0.00	0.00	0.00	0.00
01 1100 733 002 004	REG INSTR - FURN & EQUIP 4TH GRADE BE	0.00	0.00	0.00	0.00	0.00	0.00	0.00
01 1100 733 002 005	REG INSTR - FURN & EQUIP 5TH GRADE BE	0.00	178.49	298.48	0.00	(298.48)	0.00	(298.48)
01 1100 733 002 007	REG INSTR - FURN & EQUIP KDG BE	0.00	0.00	0.00	0.00	0.00	0.00	0.00
01 1100 733 002 060	REG INSTR - FURN & EQUIP PE BE	0.00	0.00	0.00	0.00	0.00	0.00	0.00
01 1100 733 002 080	REG INSTR - FURN & EQUIP ART BE	0.00	0.00	0.00	0.00	0.00	0.00	0.00
01 1100 733 002 081	REG INSTR - FURN & EQUIP VOCAL MUSIC BE	0.00	75.37	345.33	0.00	(345.33)	0.00	(345.33)

Account Number	Account Description	Revised Budget	Expended During Month	Expenditures to Date	% of Budget	Balance at EOM	P/ O Outstanding	Unencumbered Balance
01 1100 735 003 082	REG INSTR - SOFTWARE INSTR MUSIC PC	0.00	0.00	0.00	0.00	0.00	0.00	0.00
01 1100 735 004	REG INSTR - SOFTWARE HE	27,500.00	0.00	0.00	0.00	27,500.00	0.00	27,500.00
01 1100 735 004 001	REG INSTR - SOFTWARE 1ST GRADE HE	0.00	0.00	0.00	0.00	0.00	0.00	0.00
01 1100 735 004 002	REG INSTR - SOFTWARE 2ND GRADE HE	0.00	0.00	0.00	0.00	0.00	0.00	0.00
01 1100 735 004 003	REG INSTR - SOFTWARE 3RD GRADE HE	0.00	0.00	0.00	0.00	0.00	0.00	0.00
01 1100 735 004 004	REG INSTR - SOFTWARE 4TH GRADE HE	0.00	0.00	0.00	0.00	0.00	0.00	0.00
01 1100 735 004 005	REG INSTR - SOFTWARE 5TH GRADE HE	0.00	0.00	0.00	0.00	0.00	0.00	0.00
01 1100 735 004 007	REG INSTR - SOFTWARE KDG HE	0.00	0.00	0.00	0.00	0.00	0.00	0.00
01 1100 735 004 060	REG INSTR - SOFTWARE PE HE	0.00	0.00	0.00	0.00	0.00	0.00	0.00
01 1100 735 004 080	REG INSTR - SOFTWARE ART HE	0.00	0.00	0.00	0.00	0.00	0.00	0.00
01 1100 735 004 081	REG INSTR - SOFTWARE VOCAL MUSIC HE	0.00	0.00	0.00	0.00	0.00	0.00	0.00
01 1100 735 004 082	REG INSTR - SOFTWARE INSTR MUSIC HE	0.00	0.00	0.00	0.00	0.00	0.00	0.00
01 1100 735 005	REG INSTR - SOFTWARE BMS	32,500.00	0.00	1,594.91	4.91	30,905.09	0.00	30,905.09
01 1100 735 005 015	REG INSTR - SOFTWARE ENGLISH BMS	500.00	0.00	0.00	0.00	500.00	0.00	500.00
01 1100 735 005 018	REG INSTR - SOFTWARE READING BMS	250.00	0.00	59.88	23.95	190.12	0.00	190.12
01 1100 735 005 019	REG INSTR - SOFTWARE SPEECH/DRAMA BMS	0.00	0.00	0.00	0.00	0.00	0.00	0.00
01 1100 735 005 022	REG INSTR - SOFTWARE WORLD LANG BMS	0.00	0.00	0.00	0.00	0.00	0.00	0.00
01 1100 735 005 030	REG INSTR - SOFTWARE SOC STUD BMS	7,500.00	0.00	0.00	0.00	7,500.00	0.00	7,500.00
01 1100 735 005 040	REG INSTR - SOFTWARE MATH BMS	5,000.00	0.00	59.88	303.32	4,940.12	15,106.00	(10,165.88)
01 1100 735 005 050	REG INSTR - SOFTWARE T&L BMS	0.00	0.00	0.00	0.00	0.00	0.00	0.00
01 1100 735 005 054	REG INSTR - SOFTWARE COMPUTERS BMS	0.00	0.00	59.88	0.00	(59.88)	0.00	(59.88)
01 1100 735 005 060	REG INSTR - SOFTWARE PE/HEALTH BMS	500.00	0.00	0.00	0.00	500.00	0.00	500.00
01 1100 735 005 070	REG INSTR - SOFTWARE SCIENCE BMS	0.00	0.00	0.00	0.00	0.00	0.00	0.00
01 1100 735 005 080	REG INSTR - SOFTWARE ART BMS	0.00	0.00	0.00	0.00	0.00	0.00	0.00
01 1100 735 005 081	REG INSTR - SOFTWARE VOCAL MUSIC BMS	0.00	0.00	0.00	0.00	0.00	0.00	0.00
01 1100 735 005 082	REG INSTR - SOFTWARE INSTR MUSIC BMS	0.00	0.00	0.00	0.00	0.00	0.00	0.00
01 1100 735 005 083	REG INSTR - SOFTWARE GENERAL MUSIC BMS	0.00	0.00	165.36	0.00	(165.36)	0.00	(165.36)
01 1100 735 006	REG INSTR - SOFTWARE AP	27,500.00	0.00	0.00	0.00	27,500.00	0.00	27,500.00
01 1100 735 006 001	REG INSTR - SOFTWARE 1ST GRADE AP	0.00	0.00	0.00	0.00	0.00	0.00	0.00
01 1100 735 006 002	REG INSTR - SOFTWARE 2ND GRADE AP	0.00	0.00	0.00	0.00	0.00	0.00	0.00
01 1100 735 006 003	REG INSTR - SOFTWARE 3RD GRADE AP	0.00	0.00	0.00	0.00	0.00	0.00	0.00
01 1100 735 006 004	REG INSTR - SOFTWARE 4TH GRADE AP	0.00	0.00	0.00	0.00	0.00	0.00	0.00
01 1100 735 006 005	REG INSTR - SOFTWARE 5TH GRADE AP	0.00	0.00	0.00	0.00	0.00	0.00	0.00
01 1100 735 006 007	REG INSTR - SOFTWARE KDG AP	0.00	0.00	0.00	0.00	0.00	0.00	0.00
01 1100 735 006 060	REG INSTR - SOFTWARE PE AP	0.00	0.00	0.00	0.00	0.00	0.00	0.00
01 1100 735 006 080	REG INSTR - SOFTWARE ART AP	0.00	0.00	0.00	0.00	0.00	0.00	0.00
01 1100 735 006 081	REG INSTR - SOFTWARE VOCAL MUSIC AP	0.00	0.00	0.00	0.00	0.00	0.00	0.00
01 1100 735 006 082	REG INSTR - SOFTWARE INSTR MUSIC AP	0.00	0.00	0.00	0.00	0.00	0.00	0.00
01 1100 735 007	REG INSTR - SOFTWARE SE	27,500.00	0.00	0.00	0.00	27,500.00	0.00	27,500.00
01 1100 735 007 001	REG INSTR - SOFTWARE 1ST GRADE SE	0.00	0.00	0.00	0.00	0.00	0.00	0.00
01 1100 735 007 002	REG INSTR - SOFTWARE 2ND GRADE SE	0.00	0.00	0.00	0.00	0.00	0.00	0.00
01 1100 735 007 003	REG INSTR - SOFTWARE 3RD GRADE SE	0.00	0.00	0.00	0.00	0.00	0.00	0.00
01 1100 735 007 004	REG INSTR - SOFTWARE 4TH GRADE SE	0.00	0.00	0.00	0.00	0.00	0.00	0.00
01 1100 735 007 005	REG INSTR - SOFTWARE 5TH GRADE SE	0.00	0.00	0.00	0.00	0.00	0.00	0.00
01 1100 735 007 007	REG INSTR - SOFTWARE KDG SE	0.00	0.00	0.00	0.00	0.00	0.00	0.00
01 1100 735 007 060	REG INSTR - SOFTWARE PE SE	0.00	0.00	0.00	0.00	0.00	0.00	0.00
01 1100 735 007 080	REG INSTR - SOFTWARE ART SE	0.00	0.00	0.00	0.00	0.00	0.00	0.00
01 1100 735 007 081	REG INSTR - SOFTWARE VOCAL MUSIC SE	0.00	0.00	0.00	0.00	0.00	0.00	0.00
01 1100 735 007 082	REG INSTR - SOFTWARE INSTR MUSIC SE	0.00	0.00	0.00	0.00	0.00	0.00	0.00
01 1100 735 008	REG INSTR - SOFTWARE BSMS	32,500.00	0.00	1,594.90	4.91	30,905.10	0.00	30,905.10
01 1100 735 008 015	REG INSTR - SOFTWARE ENGLISH BSMS	500.00	0.00	0.00	0.00	500.00	0.00	500.00
01 1100 735 008 018	REG INSTR - SOFTWARE READING BSMS	250.00	0.00	0.00	0.00	250.00	0.00	250.00
01 1100 735 008 019	REG INSTR - SOFTWARE SPEECH/DRAMA BSMS	0.00	0.00	0.00	0.00	0.00	0.00	0.00
01 1100 735 008 022	REG INSTR - SOFTWARE WORLD LANG BSMS	0.00	0.00	0.00	0.00	0.00	0.00	0.00
01 1100 735 008 030	REG INSTR - SOFTWARE SOC STUD BSMS	7,500.00	0.00	0.00	0.00	7,500.00	0.00	7,500.00

Account Number	Account Description	Revised Budget	Expended During Month	Expenditures to Date	% of Budget	Balance at EOM	P/ O Outstanding	Unencumbered Balance
01 1100 735 008 040	REG INSTR - SOFTWARE MATH BSMS	5,000.00	0.00	179.64	303.27	4,820.36	14,984.00	(10,163.64)
01 1100 735 008 050	REG INSTR - SOFTWARE T&L BSMS	0.00	0.00	0.00	0.00	0.00	0.00	0.00
01 1100 735 008 054	REG INSTR - SOFTWARE COMPUTERS BSMS	0.00	0.00	59.88	0.00	(59.88)	0.00	(59.88)
01 1100 735 008 060	REG INSTR - SOFTWARE PE/HEALTH BSMS	500.00	0.00	0.00	0.00	500.00	0.00	500.00
01 1100 735 008 070	REG INSTR - SOFTWARE SCIENCE BSMS	2,500.00	0.00	0.00	0.00	2,500.00	0.00	2,500.00
01 1100 735 008 080	REG INSTR - SOFTWARE ART BSMS	0.00	0.00	0.00	0.00	0.00	0.00	0.00
01 1100 735 008 081	REG INSTR - SOFTWARE VOCAL MUSIC BSMS	0.00	0.00	0.00	0.00	0.00	0.00	0.00
01 1100 735 008 082	REG INSTR - SOFTWARE INSTR MUSIC BSMS	0.00	0.00	0.00	0.00	0.00	0.00	0.00
01 1100 735 008 083	REG INSTR - SOFTWARE GENERAL MUSIC BSMS	0.00	0.00	351.39	0.00	(351.39)	0.00	(351.39)
01 1100 810 000	REG INSTR - DUES & FEES DISTRICT	15,000.00	0.00	4,094.00	27.29	10,906.00	0.00	10,906.00
01 1100 810 001	REG INSTR - DUES & FEES HS	10,000.00	0.00	5,125.00	51.25	4,875.00	0.00	4,875.00
01 1100 810 001 015	REG INSTR - DUES & FEES ENGLISH HS	300.00	0.00	135.00	45.00	165.00	0.00	165.00
01 1100 810 001 016	REG INSTR - DUES & FEES JOURNALISM HS	500.00	0.00	95.00	19.00	405.00	0.00	405.00
01 1100 810 001 017	REG INSTR - DUES & FEES ONE-ACT HS	2,500.00	0.00	290.00	11.60	2,210.00	0.00	2,210.00
01 1100 810 001 020	REG INSTR - DUES & FEES SPANISH HS	100.00	0.00	25.00	25.00	75.00	0.00	75.00
01 1100 810 001 021	REG INSTR - DUES & FEES FRENCH HS	100.00	0.00	0.00	0.00	100.00	0.00	100.00
01 1100 810 001 030	REG INSTR - DUES & FEES SOC STUD HS	100.00	0.00	0.00	0.00	100.00	0.00	100.00
01 1100 810 001 040	REG INSTR - DUES & FEES MATH HS	100.00	0.00	0.00	0.00	100.00	0.00	100.00
01 1100 810 001 050	REG INSTR - DUES & FEES T&L HS	100.00	0.00	0.00	0.00	100.00	0.00	100.00
01 1100 810 001 051	REG INSTR - DUES & FEES BUSINESS HS	100.00	0.00	0.00	0.00	100.00	0.00	100.00
01 1100 810 001 052	REG INSTR - DUES & FEES IND TECH HS	0.00	0.00	0.00	0.00	0.00	0.00	0.00
01 1100 810 001 053	REG INSTR - DUES & FEES FCS HS	0.00	0.00	0.00	0.00	0.00	0.00	0.00
01 1100 810 001 060	REG INSTR - DUES & FEES PE HS	100.00	0.00	0.00	0.00	100.00	0.00	100.00
01 1100 810 001 070	REG INSTR - DUES & FEES SCIENCE HS	0.00	0.00	0.00	0.00	0.00	0.00	0.00
01 1100 810 001 080	REG INSTR - DUES & FEES ART HS	250.00	0.00	0.00	0.00	250.00	0.00	250.00
01 1100 810 001 081	REG INSTR - DUES & FEES VOCAL MUSIC HS	2,500.00	87.50	2,276.50	91.06	223.50	0.00	223.50
01 1100 810 001 082	REG INSTR - DUES & FEES INSTR MUSIC HS	4,500.00	92.50	3,404.50	75.66	1,095.50	0.00	1,095.50
01 1100 810 002	REG INSTR - DUES & FEES BE	4,000.00	0.00	180.00	4.50	3,820.00	0.00	3,820.00
01 1100 810 002 001	REG INSTR - DUES & FEES 1ST GRADE BE	500.00	0.00	0.00	0.00	500.00	0.00	500.00
01 1100 810 002 002	REG INSTR - DUES & FEES 2ND GRADE BE	500.00	0.00	0.00	0.00	500.00	0.00	500.00
01 1100 810 002 003	REG INSTR - DUES & FEES 3RD GRADE BE	500.00	0.00	547.55	229.51	(47.55)	600.00	(647.55)
01 1100 810 002 004	REG INSTR - DUES & FEES 4TH GRADE BE	500.00	0.00	0.00	0.00	500.00	0.00	500.00
01 1100 810 002 005	REG INSTR - DUES & FEES 5TH GRADE BE	500.00	0.00	0.00	126.00	500.00	630.00	(130.00)
01 1100 810 002 007	REG INSTR - DUES & FEES KDG BE	500.00	0.00	582.47	116.49	(82.47)	0.00	(82.47)
01 1100 810 002 060	REG INSTR - DUES & FEES PE BE	100.00	0.00	0.00	0.00	100.00	0.00	100.00
01 1100 810 002 080	REG INSTR - DUES & FEES ART BE	0.00	0.00	0.00	0.00	0.00	0.00	0.00
01 1100 810 002 081	REG INSTR - DUES & FEES VOCAL MUSIC BE	250.00	0.00	429.00	171.60	(179.00)	0.00	(179.00)
01 1100 810 002 082	REG INSTR - DUES & FEES INSTR MUSIC BE	0.00	0.00	0.00	0.00	0.00	0.00	0.00
01 1100 810 003	REG INSTR - DUES & FEES PC	4,000.00	0.00	180.00	4.50	3,820.00	0.00	3,820.00
01 1100 810 003 001	REG INSTR - DUES & FEES 1ST GRADE PC	500.00	0.00	883.50	176.70	(383.50)	0.00	(383.50)
01 1100 810 003 002	REG INSTR - DUES & FEES 2ND GRADE PC	500.00	0.00	711.00	142.20	(211.00)	0.00	(211.00)
01 1100 810 003 003	REG INSTR - DUES & FEES 3RD GRADE PC	500.00	0.00	570.00	114.00	(70.00)	0.00	(70.00)
01 1100 810 003 004	REG INSTR - DUES & FEES 4TH GRADE PC	500.00	0.00	0.00	0.00	500.00	0.00	500.00
01 1100 810 003 005	REG INSTR - DUES & FEES 5TH GRADE PC	500.00	0.00	782.00	156.40	(282.00)	0.00	(282.00)
01 1100 810 003 007	REG INSTR - DUES & FEES KDG PC	500.00	0.00	0.00	0.00	500.00	0.00	500.00
01 1100 810 003 060	REG INSTR - DUES & FEES PE PC	100.00	0.00	0.00	0.00	100.00	0.00	100.00
01 1100 810 003 080	REG INSTR - DUES & FEES ART PC	0.00	0.00	0.00	0.00	0.00	0.00	0.00
01 1100 810 003 081	REG INSTR - DUES & FEES VOCAL MUSIC PC	250.00	0.00	0.00	0.00	250.00	0.00	250.00
01 1100 810 003 082	REG INSTR - DUES & FEES INSTR MUSIC PC	0.00	0.00	0.00	0.00	0.00	0.00	0.00
01 1100 810 004	REG INSTR - DUES & FEES HE	4,000.00	0.00	630.00	15.75	3,370.00	0.00	3,370.00
01 1100 810 004 001	REG INSTR - DUES & FEES 1ST GRADE HE	500.00	0.00	1,183.26	236.65	(683.26)	0.00	(683.26)
01 1100 810 004 002	REG INSTR - DUES & FEES 2ND GRADE HE	500.00	0.00	747.00	149.40	(247.00)	0.00	(247.00)
01 1100 810 004 003	REG INSTR - DUES & FEES 3RD GRADE HE	500.00	0.00	741.00	148.20	(241.00)	0.00	(241.00)
01 1100 810 004 004	REG INSTR - DUES & FEES 4TH GRADE HE	500.00	0.00	0.00	0.00	500.00	0.00	500.00
01 1100 810 004 005	REG INSTR - DUES & FEES 5TH GRADE HE	500.00	0.00	589.00	117.80	(89.00)	0.00	(89.00)

Account Number	Account Description	Revised Budget	Expended During Month	Expenditures to Date	% of Budget	Balance at EOM	P/ O Outstanding	Unencumbered Balance
01 1100 810 004 007	REG INSTR - DUES & FEES KDG HE	500.00	0.00	846.23	169.25	(346.23)	0.00	(346.23)
01 1100 810 004 060	REG INSTR - DUES & FEES PE HE	100.00	0.00	0.00	0.00	100.00	0.00	100.00
01 1100 810 004 080	REG INSTR - DUES & FEES ART HE	0.00	0.00	0.00	0.00	0.00	0.00	0.00
01 1100 810 004 081	REG INSTR - DUES & FEES VOCAL MUSIC HE	250.00	0.00	0.00	0.00	250.00	0.00	250.00
01 1100 810 004 082	REG INSTR - DUES & FEES INSTR MUSIC HE	0.00	0.00	0.00	0.00	0.00	0.00	0.00
01 1100 810 005	REG INSTR - DUES & FEES BMS	4,000.00	0.00	180.00	4.50	3,820.00	0.00	3,820.00
01 1100 810 005 015	REG INSTR - DUES & FEES ENGLISH BMS	100.00	0.00	0.00	0.00	100.00	0.00	100.00
01 1100 810 005 018	REG INSTR - DUES & FEES READING BMS	100.00	0.00	0.00	0.00	100.00	0.00	100.00
01 1100 810 005 019	REG INSTR - DUES & FEES SPEECH/DRAMA BMS	100.00	0.00	0.00	0.00	100.00	0.00	100.00
01 1100 810 005 022	REG INSTR - DUES & FEES WORLD LANG BMS	100.00	0.00	0.00	0.00	100.00	0.00	100.00
01 1100 810 005 030	REG INSTR - DUES & FEES SOC STUD BMS	100.00	0.00	0.00	0.00	100.00	0.00	100.00
01 1100 810 005 040	REG INSTR - DUES & FEES MATH BMS	100.00	0.00	0.00	0.00	100.00	0.00	100.00
01 1100 810 005 050	REG INSTR - DUES & FEES T&L BMS	100.00	0.00	0.00	0.00	100.00	0.00	100.00
01 1100 810 005 054	REG INSTR - DUES & FEES COMPUTERS BMS	100.00	0.00	0.00	0.00	100.00	0.00	100.00
01 1100 810 005 060	REG INSTR - DUES & FEES PE/HEALTH BMS	100.00	0.00	0.00	0.00	100.00	0.00	100.00
01 1100 810 005 070	REG INSTR - DUES & FEES SCIENCE BMS	0.00	0.00	0.00	0.00	0.00	0.00	0.00
01 1100 810 005 080	REG INSTR - DUES & FEES ART BMS	250.00	0.00	150.00	60.00	100.00	0.00	100.00
01 1100 810 005 081	REG INSTR - DUES & FEES VOCAL MUSIC BMS	1,000.00	0.00	146.75	14.68	853.25	0.00	853.25
01 1100 810 005 082	REG INSTR - DUES & FEES INSTR MUSIC BMS	500.00	50.00	575.00	115.00	(75.00)	0.00	(75.00)
01 1100 810 005 083	REG INSTR - DUES & FEES GENERAL MUSIC BMS	100.00	0.00	25.00	25.00	75.00	0.00	75.00
01 1100 810 006	REG INSTR - DUES & FEES AP	4,000.00	0.00	180.00	4.50	3,820.00	0.00	3,820.00
01 1100 810 006 001	REG INSTR - DUES & FEES 1ST GRADE AP	500.00	0.00	711.00	142.20	(211.00)	0.00	(211.00)
01 1100 810 006 002	REG INSTR - DUES & FEES 2ND GRADE AP	500.00	0.00	0.00	0.00	500.00	0.00	500.00
01 1100 810 006 003	REG INSTR - DUES & FEES 3RD GRADE AP	500.00	0.00	630.00	126.00	(130.00)	0.00	(130.00)
01 1100 810 006 004	REG INSTR - DUES & FEES 4TH GRADE AP	500.00	0.00	0.00	0.00	500.00	0.00	500.00
01 1100 810 006 005	REG INSTR - DUES & FEES 5TH GRADE AP	500.00	0.00	0.00	0.00	500.00	0.00	500.00
01 1100 810 006 007	REG INSTR - DUES & FEES KDG AP	500.00	0.00	0.00	0.00	500.00	0.00	500.00
01 1100 810 006 060	REG INSTR - DUES & FEES PE AP	100.00	0.00	0.00	0.00	100.00	0.00	100.00
01 1100 810 006 080	REG INSTR - DUES & FEES ART AP	0.00	0.00	0.00	0.00	0.00	0.00	0.00
01 1100 810 006 081	REG INSTR - DUES & FEES VOCAL MUSIC AP	250.00	0.00	0.00	0.00	250.00	0.00	250.00
01 1100 810 006 082	REG INSTR - DUES & FEES INSTR MUSIC AP	0.00	0.00	0.00	0.00	0.00	0.00	0.00
01 1100 810 007	REG INSTR - DUES & FEES SE	4,000.00	0.00	180.00	4.50	3,820.00	0.00	3,820.00
01 1100 810 007 001	REG INSTR - DUES & FEES 1ST GRADE SE	500.00	0.00	560.49	135.10	(60.49)	115.00	(175.49)
01 1100 810 007 002	REG INSTR - DUES & FEES 2ND GRADE SE	500.00	0.00	0.00	0.00	500.00	0.00	500.00
01 1100 810 007 003	REG INSTR - DUES & FEES 3RD GRADE SE	500.00	0.00	0.00	225.00	500.00	1,125.00	(625.00)
01 1100 810 007 004	REG INSTR - DUES & FEES 4TH GRADE SE	500.00	0.00	0.00	0.00	500.00	0.00	500.00
01 1100 810 007 005	REG INSTR - DUES & FEES 5TH GRADE SE	500.00	0.00	0.00	0.00	500.00	0.00	500.00
01 1100 810 007 007	REG INSTR - DUES & FEES KDG SE	500.00	0.00	648.41	129.68	(148.41)	0.00	(148.41)
01 1100 810 007 060	REG INSTR - DUES & FEES PE SE	100.00	0.00	0.00	0.00	100.00	0.00	100.00
01 1100 810 007 080	REG INSTR - DUES & FEES ART SE	0.00	0.00	0.00	0.00	0.00	0.00	0.00
01 1100 810 007 081	REG INSTR - DUES & FEES VOCAL MUSIC SE	250.00	0.00	150.00	60.00	100.00	0.00	100.00
01 1100 810 007 082	REG INSTR - DUES & FEES INSTR MUSIC SE	0.00	0.00	0.00	0.00	0.00	0.00	0.00
01 1100 810 008	REG INSTR - DUES & FEES BSMS	4,000.00	0.00	180.00	4.50	3,820.00	0.00	3,820.00
01 1100 810 008 015	REG INSTR - DUES & FEES ENGLISH BSMS	100.00	0.00	0.00	0.00	100.00	0.00	100.00
01 1100 810 008 018	REG INSTR - DUES & FEES READING BSMS	100.00	0.00	0.00	0.00	100.00	0.00	100.00
01 1100 810 008 019	REG INSTR - DUES & FEES SPEECH/DRAMA BSMS	100.00	0.00	0.00	0.00	100.00	0.00	100.00
01 1100 810 008 022	REG INSTR - DUES & FEES WORLD LANG BSMS	100.00	0.00	0.00	0.00	100.00	0.00	100.00
01 1100 810 008 030	REG INSTR - DUES & FEES SOC STUD BSMS	100.00	0.00	135.00	135.00	(35.00)	0.00	(35.00)
01 1100 810 008 040	REG INSTR - DUES & FEES MATH BSMS	100.00	0.00	0.00	0.00	100.00	0.00	100.00
01 1100 810 008 050	REG INSTR - DUES & FEES T&L BSMS	100.00	0.00	0.00	0.00	100.00	0.00	100.00
01 1100 810 008 054	REG INSTR - DUES & FEES COMPUTERS BSMS	100.00	0.00	0.00	0.00	100.00	0.00	100.00
01 1100 810 008 060	REG INSTR - DUES & FEES PE/HEALTH BSMS	100.00	0.00	0.00	0.00	100.00	0.00	100.00
01 1100 810 008 070	REG INSTR - DUES & FEES SCIENCE BSMS	0.00	0.00	0.00	0.00	0.00	0.00	0.00
01 1100 810 008 080	REG INSTR - DUES & FEES ART BSMS	250.00	0.00	0.00	0.00	250.00	0.00	250.00
01 1100 810 008 081	REG INSTR - DUES & FEES VOCAL MUSIC BSMS	1,000.00	0.00	146.75	14.68	853.25	0.00	853.25

Account Number	Account Description	Revised Budget	Expended During Month	Expenditures to Date	% of Budget	Balance at EOM	P/ O Outstanding	Unencumbered Balance
01 1100 890 005 019	REG INSTR - OTHER MISC SPEECH/DRAMA BMS	0.00	0.00	0.00	0.00	0.00	0.00	0.00
01 1100 890 005 022	REG INSTR - OTHER MISC WORLD LANG BMS	0.00	0.00	0.00	0.00	0.00	0.00	0.00
01 1100 890 005 030	REG INSTR - OTHER MISC SOC STUD BMS	0.00	0.00	0.00	0.00	0.00	0.00	0.00
01 1100 890 005 040	REG INSTR - OTHER MISC MATH BMS	0.00	0.00	0.00	0.00	0.00	0.00	0.00
01 1100 890 005 050	REG INSTR - OTHER MISC T&L BMS	0.00	0.00	0.00	0.00	0.00	0.00	0.00
01 1100 890 005 054	REG INSTR - OTHER MISC COMPUTERS BMS	0.00	0.00	0.00	0.00	0.00	0.00	0.00
01 1100 890 005 060	REG INSTR - OTHER MISC PE/HEALTH BMS	0.00	0.00	0.00	0.00	0.00	0.00	0.00
01 1100 890 005 070	REG INSTR - OTHER MISC SCIENCE BMS	0.00	0.00	133.00	0.00	(133.00)	0.00	(133.00)
01 1100 890 005 080	REG INSTR - OTHER MISC ART BMS	0.00	0.00	0.00	0.00	0.00	0.00	0.00
01 1100 890 005 081	REG INSTR - OTHER MISC VOCAL MUSIC BMS	0.00	0.00	0.00	0.00	0.00	0.00	0.00
01 1100 890 005 082	REG INSTR - OTHER MISC INSTR MUSIC BMS	0.00	1,772.18	1,772.18	0.00	(1,772.18)	30.60	(1,802.78)
01 1100 890 005 083	REG INSTR - OTHER MISC GENERAL MUSIC BMS	0.00	0.00	0.00	0.00	0.00	0.00	0.00
01 1100 890 006	REG INSTR - OTHER MISC AP	2,500.00	0.00	0.00	0.00	2,500.00	0.00	2,500.00
01 1100 890 006 001	REG INSTR - OTHER MISC 1ST GRADE AP	0.00	0.00	0.00	0.00	0.00	0.00	0.00
01 1100 890 006 002	REG INSTR - OTHER MISC 2ND GRADE AP	0.00	0.00	720.00	0.00	(720.00)	0.00	(720.00)
01 1100 890 006 003	REG INSTR - OTHER MISC 3RD GRADE AP	0.00	0.00	0.00	0.00	0.00	0.00	0.00
01 1100 890 006 004	REG INSTR - OTHER MISC 4TH GRADE AP	0.00	0.00	0.00	0.00	0.00	0.00	0.00
01 1100 890 006 005	REG INSTR - OTHER MISC 5TH GRADE AP	0.00	0.00	0.00	0.00	0.00	0.00	0.00
01 1100 890 006 007	REG INSTR - OTHER MISC KDG AP	0.00	0.00	1,359.20	0.00	(1,359.20)	0.00	(1,359.20)
01 1100 890 006 060	REG INSTR - OTHER MISC PE AP	0.00	0.00	0.00	0.00	0.00	0.00	0.00
01 1100 890 006 080	REG INSTR - OTHER MISC ART AP	0.00	0.00	26.99	0.00	(26.99)	0.00	(26.99)
01 1100 890 006 081	REG INSTR - OTHER MISC VOCAL MUSIC AP	0.00	149.83	149.83	0.00	(149.83)	0.00	(149.83)
01 1100 890 006 082	REG INSTR - OTHER MISC INSTR MUSIC AP	0.00	0.00	0.00	0.00	0.00	0.00	0.00
01 1100 890 007	REG INSTR - OTHER MISC SE	2,500.00	0.00	0.00	0.00	2,500.00	0.00	2,500.00
01 1100 890 007 001	REG INSTR - OTHER MISC 1ST GRADE SE	0.00	0.00	0.00	0.00	0.00	0.00	0.00
01 1100 890 007 002	REG INSTR - OTHER MISC 2ND GRADE SE	0.00	0.00	0.00	0.00	0.00	0.00	0.00
01 1100 890 007 003	REG INSTR - OTHER MISC 3RD GRADE SE	0.00	0.00	0.00	0.00	0.00	0.00	0.00
01 1100 890 007 004	REG INSTR - OTHER MISC 4TH GRADE SE	0.00	0.00	0.00	0.00	0.00	0.00	0.00
01 1100 890 007 005	REG INSTR - OTHER MISC 5TH GRADE SE	0.00	0.00	0.00	0.00	0.00	0.00	0.00
01 1100 890 007 007	REG INSTR - OTHER MISC KDG SE	0.00	0.00	0.00	0.00	0.00	0.00	0.00
01 1100 890 007 060	REG INSTR - OTHER MISC PE SE	0.00	0.00	0.00	0.00	0.00	0.00	0.00
01 1100 890 007 080	REG INSTR - OTHER MISC ART SE	0.00	0.00	0.00	0.00	0.00	0.00	0.00
01 1100 890 007 081	REG INSTR - OTHER MISC VOCAL MUSIC SE	0.00	0.00	0.00	0.00	0.00	0.00	0.00
01 1100 890 007 082	REG INSTR - OTHER MISC INSTR MUSIC SE	0.00	0.00	0.00	0.00	0.00	0.00	0.00
01 1100 890 008	REG INSTR - OTHER MISC BSMS	2,500.00	0.00	46.75	113.47	2,453.25	2,790.00	(336.75)
01 1100 890 008 015	REG INSTR - OTHER MISC ENGLISH BSMS	0.00	0.00	0.00	0.00	0.00	0.00	0.00
01 1100 890 008 018	REG INSTR - OTHER MISC READING BSMS	0.00	0.00	34.16	0.00	(34.16)	0.00	(34.16)
01 1100 890 008 019	REG INSTR - OTHER MISC SPEECH/DRAMA BSMS	0.00	0.00	0.00	0.00	0.00	0.00	0.00
01 1100 890 008 022	REG INSTR - OTHER MISC WORLD LANG BSMS	0.00	0.00	0.00	0.00	0.00	0.00	0.00
01 1100 890 008 030	REG INSTR - OTHER MISC SOC STUD BSMS	0.00	0.00	0.00	0.00	0.00	0.00	0.00
01 1100 890 008 040	REG INSTR - OTHER MISC MATH BSMS	0.00	46.96	46.96	0.00	(46.96)	0.00	(46.96)
01 1100 890 008 050	REG INSTR - OTHER MISC T&L BSMS	0.00	0.00	0.00	0.00	0.00	0.00	0.00
01 1100 890 008 054	REG INSTR - OTHER MISC COMPUTERS BSMS	0.00	0.00	0.00	0.00	0.00	0.00	0.00
01 1100 890 008 060	REG INSTR - OTHER MISC PE/HEALTH BSMS	0.00	0.00	0.00	0.00	0.00	0.00	0.00
01 1100 890 008 070	REG INSTR - OTHER MISC SCIENCE BSMS	0.00	153.73	153.73	0.00	(153.73)	0.00	(153.73)
01 1100 890 008 080	REG INSTR - OTHER MISC ART BSMS	0.00	0.00	0.00	0.00	0.00	0.00	0.00
01 1100 890 008 081	REG INSTR - OTHER MISC VOCAL MUSIC BSMS	0.00	57.79	57.79	0.00	(57.79)	0.00	(57.79)
01 1100 890 008 082	REG INSTR - OTHER MISC INSTR MUSIC BSMS	0.00	49.55	1,973.66	0.00	(1,973.66)	65.55	(2,039.21)
01 1100 890 008 083	REG INSTR - OTHER MISC GENERAL MUSIC BSMS	0.00	0.00	0.00	0.00	0.00	0.00	0.00
1100	REGULAR INSTRUCTIONAL PROGRAMS	26,426,428.41	2,119,948.65	15,051,119.91	57.70	11,375,308.50	196,029.50	11,179,279.00
1150	LIMITED ENGLISH PROF PROGRAMS							
01 1150 111 000	LEP - SALARIES NON-INSTR DIST	125,231.56	10,389.83	72,728.81	58.08	52,502.75	0.00	52,502.75
01 1150 112 000	LEP - SALARIES INSTR AIDES DIST	49,525.72	3,977.55	26,392.03	53.29	23,133.69	0.00	23,133.69
01 1150 151 000	LEP - ADD'L COMP TEACHERS DIST	81.44	16.73	117.11	143.80	(35.67)	0.00	(35.67)
01 1150 152 000	LEP - ADD'L COMP INSTR AIDES DIST	42.04	5.30	37.10	88.25	4.94	0.00	4.94

Account Number	Account Description	Revised Budget	Expended During Month	Expenditures to Date	% of Budget	Balance at EOM	P/ O Outstanding	Unencumbered Balance
01 1160 231 008	POVERTY - RETIREMENT TEACHERS BSMS	0.00	0.00	0.00	0.00	0.00	0.00	0.00
01 1160 237 001	POVERTY - INCR RET CONTR HS	0.00	0.00	0.00	0.00	0.00	0.00	0.00
01 1160 237 002	POVERTY - INCR RET CONTR BE	0.00	0.00	0.00	0.00	0.00	0.00	0.00
01 1160 237 003	POVERTY - INCR RET CONTR PC	0.00	0.00	0.00	0.00	0.00	0.00	0.00
01 1160 237 004	POVERTY - INCR RET CONTR HE	0.00	0.00	0.00	0.00	0.00	0.00	0.00
01 1160 237 005	POVERTY - INCR RET CONTR BMS	0.00	0.00	0.00	0.00	0.00	0.00	0.00
01 1160 237 006	POVERTY - INCR RET CONTR AP	0.00	0.00	0.00	0.00	0.00	0.00	0.00
01 1160 237 007	POVERTY - INCR RET CONTR SE	0.00	0.00	0.00	0.00	0.00	0.00	0.00
01 1160 237 008	POVERTY - INCR RET CONTR BSMS	0.00	0.00	0.00	0.00	0.00	0.00	0.00
01 1160 281 001	POVERTY - HEALTH BEN TEACHERS HS	0.00	0.00	0.00	0.00	0.00	0.00	0.00
01 1160 281 002	POVERTY - HEALTH BEN TEACHERS BE	0.00	0.00	0.00	0.00	0.00	0.00	0.00
01 1160 281 003	POVERTY - HEALTH BEN TEACHERS PC	0.00	0.00	0.00	0.00	0.00	0.00	0.00
01 1160 281 004	POVERTY - HEALTH BEN TEACHERS HE	0.00	0.00	0.00	0.00	0.00	0.00	0.00
01 1160 281 005	POVERTY - HEALTH BEN TEACHERS BMS	0.00	0.00	0.00	0.00	0.00	0.00	0.00
01 1160 281 006	POVERTY - HEALTH TEACHERS AP	0.00	0.00	0.00	0.00	0.00	0.00	0.00
01 1160 281 007	POVERTY - HEALTH TEACHERS SE	0.00	0.00	0.00	0.00	0.00	0.00	0.00
01 1160 281 008	POVERTY - HEALTH BEN TEACHERS BSMS	0.00	0.00	0.00	0.00	0.00	0.00	0.00
01 1160 340 002	POVERTY - OTHER PROF SERVICES BE	0.00	0.00	0.00	0.00	0.00	0.00	0.00
01 1160 340 006	POVERTY - OTHER PROF SERVICES AP	0.00	0.00	0.00	0.00	0.00	0.00	0.00
01 1160 610 002	POVERTY - SUPPLIES BE	0.00	0.00	0.00	0.00	0.00	0.00	0.00
01 1160 610 006	POVERTY - SUPPLIES AP	0.00	0.00	0.00	0.00	0.00	0.00	0.00
1160	PROVERTY PROGRAMS	68.25	0.00	0.00	0.00	68.25	0.00	68.25
1200	SPECIAL EDUCATION INSTRUCTIONAL PROGRAMS							
01 1200 110 000	SPED - SALARIES NON-INSTR DIST	141,588.66	10,857.41	77,067.22	54.43	64,521.44	0.00	64,521.44
01 1200 111 000	SPED - SALARIES TEACHERS DIST	197,478.05	16,362.02	114,534.14	58.00	82,943.91	0.00	82,943.91
01 1200 111 001	SPED - SALARIES TEACHERS HS	392,725.47	32,582.53	228,713.71	58.24	164,011.76	0.00	164,011.76
01 1200 111 002	SPED - SALARIES TEACHERS BE	115,321.88	9,588.67	67,120.69	58.20	48,201.19	0.00	48,201.19
01 1200 111 003	SPED - SALARIES TEACHERS PC	161,219.35	15,174.30	92,765.02	57.54	68,454.33	0.00	68,454.33
01 1200 111 004	SPED - SALARIES TEACHERS HE	183,499.84	14,509.17	105,797.86	57.66	77,701.98	0.00	77,701.98
01 1200 111 005	SPED - SALARIES TEACHERS BMS	221,794.06	18,294.17	128,889.65	58.11	92,904.41	0.00	92,904.41
01 1200 111 006	SPED - SALARIES TEACHERS AP	174,914.88	14,190.29	100,791.78	57.62	74,123.10	0.00	74,123.10
01 1200 111 007	SPED - SALARIES TEACHERS SE	102,342.21	8,516.25	59,613.75	58.25	42,728.46	0.00	42,728.46
01 1200 111 008	SPED - SALARIES TEACHERS BSMS	210,416.15	17,347.92	121,771.44	57.87	88,644.71	0.00	88,644.71
01 1200 112 000	SPED - SALARIES INSTR AIDES	0.00	1,938.60	12,447.97	0.00	(12,447.97)	0.00	(12,447.97)
01 1200 112 001	SPED - SALARIES INSTR AIDES HS	79,371.69	8,199.80	39,714.85	50.04	39,656.84	0.00	39,656.84
01 1200 112 002	SPED - SALARIES INSTR AIDES BE	161,334.65	13,930.70	93,238.02	57.79	68,096.63	0.00	68,096.63
01 1200 112 003	SPED - SALARIES INSTR AIDES PC	156,141.01	11,733.09	86,956.05	55.69	69,184.96	0.00	69,184.96
01 1200 112 004	SPED - SALARIES INSTR AIDES HE	150,040.56	12,100.60	84,498.29	56.32	65,542.27	0.00	65,542.27
01 1200 112 005	SPED - SALARIES INSTR AIDES BMS	101,383.34	7,997.07	56,920.66	56.14	44,462.68	0.00	44,462.68
01 1200 112 006	SPED - SALARIES INSTR AIDES AP	145,057.66	11,779.85	81,011.23	55.85	64,046.43	0.00	64,046.43
01 1200 112 007	SPED - SALARIES INSTR AIDES SE	67,621.34	5,771.03	37,964.86	56.14	29,656.48	0.00	29,656.48
01 1200 112 008	SPED - SALARIES INSTR AIDES BSMS	133,532.57	12,468.01	77,035.76	57.69	56,496.81	0.00	56,496.81
01 1200 122 001	SPED - SUB AIDES HS	879.21	338.40	1,879.84	213.81	(1,000.63)	0.00	(1,000.63)
01 1200 122 002	SPED - SUB AIDES BE	3,741.92	157.76	3,790.56	101.30	(48.64)	0.00	(48.64)
01 1200 122 003	SPED - SUB AIDES PC	3,989.39	1,549.28	4,397.76	110.24	(408.37)	0.00	(408.37)
01 1200 122 004	SPED - SUB AIDES HE	6,469.60	0.00	1,362.24	21.06	5,107.36	0.00	5,107.36
01 1200 122 005	SPED - SUB AIDES BMS	1,315.16	112.80	927.68	70.54	387.48	0.00	387.48
01 1200 122 006	SPED - SUB AIDES AP	2,363.69	0.00	795.52	33.66	1,568.17	0.00	1,568.17
01 1200 122 007	SPED - SUB AIDES SE	4,100.09	496.16	3,158.24	77.03	941.85	0.00	941.85
01 1200 122 008	SPED - SUB AIDES BSMS	821.37	0.00	106.72	12.99	714.65	0.00	714.65
01 1200 123 001	SPED - SUB TEACHERS HS	8,755.78	4,575.00	10,627.50	121.38	(1,871.72)	0.00	(1,871.72)
01 1200 123 002	SPED - SUB TEACHERS BE	1,978.09	412.50	1,402.50	70.90	575.59	0.00	575.59
01 1200 123 003	SPED - SUB TEACHERS PC	2,890.26	5,414.64	9,840.08	340.46	(6,949.82)	0.00	(6,949.82)
01 1200 123 004	SPED - SUB TEACHERS HE	5,270.47	0.00	6,592.50	125.08	(1,322.03)	0.00	(1,322.03)
01 1200 123 005	SPED - SUB TEACHERS BMS	6,402.04	165.00	2,922.12	45.64	3,479.92	0.00	3,479.92

Account Number	Account Description	Revised Budget	Expended During Month	Expenditures to Date	% of Budget	Balance at EOM	P/ O Outstanding	Unencumbered Balance
01 1200 123 006	SPED - SUB TEACHERS AP	2,635.23	742.88	3,712.88	140.89	(1,077.65)	0.00	(1,077.65)
01 1200 123 007	SPED - SUB TEACHERS SE	4,595.56	165.00	825.00	17.95	3,770.56	0.00	3,770.56
01 1200 123 008	SPED - SUB TEACHERS BSMS	3,230.29	742.50	3,217.50	99.60	12.79	0.00	12.79
01 1200 130 000	SPED - OT SALARIES NON-INSTR DIST	417.21	0.00	1,090.74	261.44	(673.53)	0.00	(673.53)
01 1200 132 004	SPED - OT SALARIES NON-INSTR HE	501.73	0.00	0.00	0.00	501.73	0.00	501.73
01 1200 132 006	SPED- OT SALARIES NON- INSTR AP	0.00	0.00	197.38	0.00	(197.38)	0.00	(197.38)
01 1200 150 000	SPED - ADD'L COMP NON-INSTR DIST	333.93	9.37	2,065.59	618.57	(1,731.66)	0.00	(1,731.66)
01 1200 151 000	SPED - ADD'L COMP TEACHERS DIST	1,041.57	61.82	432.74	41.55	608.83	0.00	608.83
01 1200 151 001	SPED - ADD'L COMP TEACHERS HS	3,614.79	111.71	699.56	19.35	2,915.23	0.00	2,915.23
01 1200 151 002	SPED - ADD'L COMP TEACHERS BE	541.53	52.40	229.45	42.37	312.08	0.00	312.08
01 1200 151 003	SPED - ADD'L COMP TEACHERS PC	843.23	244.51	1,345.17	159.53	(501.94)	0.00	(501.94)
01 1200 151 004	SPED - ADD'L COMP TEACHERS HE	2,384.73	65.52	898.17	37.66	1,486.56	0.00	1,486.56
01 1200 151 005	SPED - ADD'L COMP TEACHERS BMS	1,329.52	734.32	1,948.71	146.57	(619.19)	0.00	(619.19)
01 1200 151 006	SPED - ADD'L COMP TEACHERS AP	465.66	188.32	658.24	141.36	(192.58)	0.00	(192.58)
01 1200 151 007	SPED - ADD'L COMP TEACHERS SE	649.11	97.28	282.66	43.55	366.45	0.00	366.45
01 1200 151 008	SPED - ADD'L COMP TEACHERS BSMS	710.74	86.97	575.22	80.93	135.52	0.00	135.52
01 1200 152 000	SPED - ADD'L COMP AIDES	0.00	5.36	37.52	0.00	(37.52)	0.00	(37.52)
01 1200 152 001	SPED - ADD'L COMP AIDES HS	159.60	17.42	103.08	64.59	56.52	0.00	56.52
01 1200 152 002	SPED - ADD'L COMP AIDES BE	141.54	36.80	257.60	182.00	(116.06)	0.00	(116.06)
01 1200 152 003	SPED - ADD'L COMP AIDES PC	193.17	35.31	241.99	125.27	(48.82)	0.00	(48.82)
01 1200 152 004	SPED - ADD'L COMP AIDES HE	160.82	32.03	215.30	133.88	(54.48)	0.00	(54.48)
01 1200 152 005	SPED - ADD'L COMP AIDES BMS	179.87	15.76	105.44	58.62	74.43	0.00	74.43
01 1200 152 006	SPED - ADD'L COMP AIDES AP	21.74	13.08	91.56	421.16	(69.82)	0.00	(69.82)
01 1200 152 007	SPED - ADD'L COMP AIDES SE	69.77	10.32	72.24	103.54	(2.47)	0.00	(2.47)
01 1200 152 008	SPED - ADD'L COMP AIDES BSMS	105.15	40.56	263.63	250.72	(158.48)	0.00	(158.48)
01 1200 210 000	SPED - GROUP INS NON-INSTR DIST	37,112.62	3,138.66	21,970.62	59.20	15,142.00	0.00	15,142.00
01 1200 211 000	SPED - GROUP INS TEACHERS/PROF DIST	11,946.42	857.02	5,999.14	50.22	5,947.28	0.00	5,947.28
01 1200 211 001	SPED - GROUP INS TEACHERS HS	89,812.10	7,407.68	51,853.76	57.74	37,958.34	0.00	37,958.34
01 1200 211 002	SPED - GROUP INS TEACHERS BE	39,255.92	3,138.66	21,970.62	55.97	17,285.30	0.00	17,285.30
01 1200 211 003	SPED - GROUP INS TEACHERS PC	47,586.64	4,016.48	28,089.36	59.03	19,497.28	0.00	19,497.28
01 1200 211 004	SPED - GROUP INS TEACHERS HE	59,582.94	5,490.69	37,009.55	62.11	22,573.39	0.00	22,573.39
01 1200 211 005	SPED - GROUP INS TEACHERS BMS	79,890.47	7,147.41	50,031.87	62.63	29,858.60	0.00	29,858.60
01 1200 211 006	SPED - GROUP INS TEACHERS AP	59,879.94	5,356.27	37,493.89	62.62	22,386.05	0.00	22,386.05
01 1200 211 007	SPED - GROUP INS TEACHERS SE	11,567.67	857.02	5,999.14	51.86	5,568.53	0.00	5,568.53
01 1200 211 008	SPED - GROUP INS TEACHERS BSMS	27,079.54	2,560.66	17,924.62	66.19	9,154.92	0.00	9,154.92
01 1200 212 000	SPED - GROUP INS INSTR AIDES	0.00	5.20	36.40	0.00	(36.40)	0.00	(36.40)
01 1200 212 001	SPED - GROUP INS AIDES HS	274.58	20.80	114.40	41.66	160.18	0.00	160.18
01 1200 212 002	SPED - GROUP INS AIDES BE	269.28	36.40	254.80	94.62	14.48	0.00	14.48
01 1200 212 003	SPED - GROUP INS AIDES PC	303.52	36.40	249.60	82.24	53.92	0.00	53.92
01 1200 212 004	SPED - GROUP INS AIDES HE	7,151.62	662.39	4,631.53	64.76	2,520.09	0.00	2,520.09
01 1200 212 005	SPED - GROUP INS AIDES BMS	310.39	20.80	156.00	50.26	154.39	0.00	154.39
01 1200 212 006	SPED - GROUP INS AIDES AP	176.28	336.68	2,357.06	1,337.11	(2,180.78)	0.00	(2,180.78)
01 1200 212 007	SPED - GROUP INS AIDES SE	128.25	15.32	106.88	83.34	21.37	0.00	21.37
01 1200 212 008	SPED - GROUP INS AIDES BSMS	155.20	31.20	202.80	130.67	(47.60)	0.00	(47.60)
01 1200 220 000	SPED - SOC SEC NON-INSTR DIST	10,112.69	858.11	6,324.73	62.54	3,787.96	0.00	3,787.96
01 1200 221 000	SPED - SOC SEC TEACHERS DIST	8,855.93	1,256.42	8,794.95	99.31	60.98	0.00	60.98
01 1200 221 001	SPED - SOC SEC TEACHERS HS	30,914.17	2,561.05	17,969.80	58.13	12,944.37	0.00	12,944.37
01 1200 221 002	SPED - SOC SEC TEACHERS BE	8,564.03	708.04	4,945.83	57.75	3,618.20	0.00	3,618.20
01 1200 221 003	SPED - SOC SEC TEACHERS PC	12,626.95	1,231.19	7,392.44	58.54	5,234.51	0.00	5,234.51
01 1200 221 004	SPED - SOC SEC TEACHERS HE	14,732.67	1,101.81	8,079.56	54.84	6,653.11	0.00	6,653.11
01 1200 221 005	SPED - SOC SEC TEACHERS BMS	16,954.84	1,431.79	9,841.91	58.05	7,112.93	0.00	7,112.93
01 1200 221 006	SPED - SOC SEC TEACHERS AP	7,909.70	1,086.20	7,664.55	96.90	245.15	0.00	245.15
01 1200 221 007	SPED - SOC SEC TEACHERS SE	8,163.58	694.75	4,832.95	59.20	3,330.63	0.00	3,330.63
01 1200 221 008	SPED - SOC SEC TEACHERS BSMS	12,436.59	1,362.23	9,558.80	76.86	2,877.79	0.00	2,877.79
01 1200 222 000	SPED - SOC SEC INSTR AIDES	0.00	148.72	955.17	0.00	(955.17)	0.00	(955.17)

Account Number	Account Description	Revised Budget	Expended During Month	Expenditures to Date	% of Budget	Balance at EOM	P/ O Outstanding	Unencumbered Balance
01 1200 610 002	SPED - SUPPLIES BE	2,000.00	0.00	2,725.11	136.26	(725.11)	0.00	(725.11)
01 1200 610 002 611	SPED - TESTING SUPPLIES BE	0.00	0.00	0.00	0.00	0.00	0.00	0.00
01 1200 610 003	SPED - SUPPLIES PC	2,000.00	0.00	2,138.05	107.24	(138.05)	6.75	(144.80)
01 1200 610 003 611	SPED - TESTING SUPPLIES PC	0.00	0.00	0.00	0.00	0.00	0.00	0.00
01 1200 610 004	SPED - SUPPLIES HE	2,000.00	0.00	911.83	45.59	1,088.17	0.00	1,088.17
01 1200 610 004 611	SPED - TESTING SUPPLIES HE	0.00	0.00	0.00	0.00	0.00	0.00	0.00
01 1200 610 005	SPED - SUPPLIES BMS	4,000.00	30.58	296.20	7.41	3,703.80	0.00	3,703.80
01 1200 610 005 611	SPED - TESTING SUPPLIES BMS	0.00	0.00	0.00	0.00	0.00	0.00	0.00
01 1200 610 006	SPED - SUPPLIES AP	2,000.00	110.31	1,680.17	93.97	319.83	199.32	120.51
01 1200 610 006 611	SPED - TESTING SUPPLIES AP	0.00	0.00	0.00	0.00	0.00	0.00	0.00
01 1200 610 007	SPED - SUPPLIES SE	2,000.00	194.22	800.80	40.04	1,199.20	0.00	1,199.20
01 1200 610 007 611	SPED - TESTING SUPPLIES SE	0.00	0.00	0.00	0.00	0.00	0.00	0.00
01 1200 610 008	SPED - SUPPLIES BSMS	4,000.00	330.15	3,342.98	86.05	657.02	99.00	558.02
01 1200 610 008 611	SPED - TESTING SUPPLIES BSMS	0.00	0.00	0.00	0.00	0.00	0.00	0.00
01 1200 640 000	SPED - BOOKS & PER DIST	0.00	0.00	0.00	0.00	0.00	0.00	0.00
01 1200 640 001	SPED - BOOKS & PER HS	0.00	0.00	137.23	0.00	(137.23)	0.00	(137.23)
01 1200 640 002	SPED - BOOKS & PER BE	0.00	0.00	0.00	0.00	0.00	0.00	0.00
01 1200 640 003	SPED - BOOKS & PER PC	0.00	0.00	275.61	0.00	(275.61)	0.00	(275.61)
01 1200 640 004	SPED - BOOKS & PER HE	0.00	0.00	113.77	0.00	(113.77)	0.00	(113.77)
01 1200 640 005	SPED - BOOKS & PER BMS	0.00	0.00	0.00	0.00	0.00	0.00	0.00
01 1200 640 006	SPED - BOOKS & PER AP	0.00	0.00	0.00	0.00	0.00	0.00	0.00
01 1200 640 007	SPED - BOOKS & PER SE	0.00	0.00	0.00	0.00	0.00	0.00	0.00
01 1200 640 008	SPED - BOOKS & PER BSMS	0.00	0.00	66.28	0.00	(66.28)	0.00	(66.28)
01 1200 650 001	SPED - SUPPLIES TECH-REL HS	100.00	0.00	39.99	39.99	60.01	0.00	60.01
01 1200 650 002	SPED - SUPPLIES TECH-REL BE	100.00	0.00	0.00	0.00	100.00	0.00	100.00
01 1200 650 003	SPED - SUPPLIES TECH-REL PC	100.00	0.00	0.00	0.00	100.00	0.00	100.00
01 1200 650 004	SPED - SUPPLIES TECH-REL HE	100.00	0.00	0.00	0.00	100.00	0.00	100.00
01 1200 650 005	SPED - SUPPLIES TECH-REL BMS	100.00	0.00	0.00	0.00	100.00	0.00	100.00
01 1200 650 006	SPED - SUPPLIES TECH-REL AP	100.00	0.00	0.00	0.00	100.00	0.00	100.00
01 1200 650 007	SPED - SUPPLIES TECH-REL SE	100.00	0.00	0.00	0.00	100.00	0.00	100.00
01 1200 650 008	SPED - SUPPLIES TECH-REL BSMS	100.00	0.00	21.49	21.49	78.51	0.00	78.51
01 1200 733 001	SPED - FURN & EQUIP HS	500.00	0.00	0.00	0.00	500.00	0.00	500.00
01 1200 733 002	SPED - FURN & EQUIP BE	500.00	0.00	0.00	0.00	500.00	0.00	500.00
01 1200 733 003	SPED - FURN & EQUIP PC	500.00	0.00	2,370.00	474.00	(1,870.00)	0.00	(1,870.00)
01 1200 733 004	SPED - FURN & EQUIP HE	500.00	0.00	226.74	45.35	273.26	0.00	273.26
01 1200 733 005	SPED - FURN & EQUIP BMS	500.00	0.00	0.00	0.00	500.00	0.00	500.00
01 1200 733 006	SPED - FURN & EQUIP AP	500.00	0.00	0.00	0.00	500.00	0.00	500.00
01 1200 733 007	SPED - FURN & EQUIP SE	500.00	0.00	62.39	12.48	437.61	0.00	437.61
01 1200 733 008	SPED - FURN & EQUIP BSMS	500.00	0.00	279.98	56.00	220.02	0.00	220.02
01 1200 734 001	SPED - HARDWARE HS	1,500.00	0.00	0.00	0.00	1,500.00	0.00	1,500.00
01 1200 734 002	SPED - HARDWARE BE	1,500.00	0.00	0.00	0.00	1,500.00	0.00	1,500.00
01 1200 734 003	SPED - HARDWARE PC	1,500.00	0.00	0.00	0.00	1,500.00	0.00	1,500.00
01 1200 734 004	SPED - HARDWARE HE	1,500.00	0.00	449.00	29.93	1,051.00	0.00	1,051.00
01 1200 734 005	SPED - HARDWARE BMS	1,500.00	0.00	0.00	0.00	1,500.00	0.00	1,500.00
01 1200 734 006	SPED - HARDWARE AP	1,500.00	0.00	0.00	0.00	1,500.00	0.00	1,500.00
01 1200 734 007	SPED - HARDWARE SE	1,500.00	0.00	0.00	0.00	1,500.00	0.00	1,500.00
01 1200 734 008	SPED - HARDWARE BSMS	1,500.00	0.00	0.00	0.00	1,500.00	0.00	1,500.00
01 1200 735 000	SPED - SOFTWARE DIST	3,000.00	0.00	6,411.40	213.71	(3,411.40)	0.00	(3,411.40)
01 1200 735 001	SPED - SOFTWARE HS	250.00	0.00	1,033.00	415.60	(783.00)	5.99	(788.99)
01 1200 735 002	SPED - SOFTWARE BE	250.00	0.00	0.00	0.00	250.00	0.00	250.00
01 1200 735 003	SPED - SOFTWARE PC	250.00	0.00	0.00	0.00	250.00	0.00	250.00
01 1200 735 004	SPED - SOFTWARE HE	250.00	0.00	49.99	20.00	200.01	0.00	200.01
01 1200 735 005	SPED - SOFTWARE BMS	250.00	0.00	1,033.00	413.20	(783.00)	0.00	(783.00)
01 1200 735 006	SPED - SOFTWARE AP	250.00	0.00	0.00	0.00	250.00	0.00	250.00
01 1200 735 007	SPED - SOFTWARE SE	250.00	0.00	0.00	0.00	250.00	0.00	250.00

Account Number	Account Description	Revised Budget	Expended During Month	Expenditures to Date	% of Budget	Balance at EOM	P/ O Outstanding	Unencumbered Balance
01 1300 640 002	SUMM SCHOOL - BOOKS & PER BE	0.00	0.00	0.00	0.00	0.00	0.00	0.00
01 1300 640 003	SUMM SCHOOL - BOOKS & PER PC	0.00	0.00	0.00	0.00	0.00	0.00	0.00
01 1300 640 004	SUMM SCHOOL - BOOKS & PER HE	0.00	0.00	0.00	0.00	0.00	0.00	0.00
01 1300 640 005	SUMM SCHOOL - BOOKS & PER BMS	0.00	0.00	0.00	0.00	0.00	0.00	0.00
01 1300 640 006	SUMM SCHOOL - BOOKS & PER AP	0.00	0.00	0.00	0.00	0.00	0.00	0.00
01 1300 640 007	SUMM SCHOOL - BOOKS & PER SE	0.00	0.00	0.00	0.00	0.00	0.00	0.00
01 1300 640 008	SUMM SCHOOL - BOOKS & PER BSMS	0.00	0.00	0.00	0.00	0.00	0.00	0.00
01 1300 810 001	SUMM SCHOOL - DUES & FEES HS	0.00	0.00	0.00	0.00	0.00	0.00	0.00
01 1300 810 002	SUMM SCHOOL - DUES & FEES BE	0.00	0.00	0.00	0.00	0.00	0.00	0.00
01 1300 810 003	SUMM SCHOOL - DUES & FEES PC	0.00	0.00	0.00	0.00	0.00	0.00	0.00
01 1300 810 004	SUMM SCHOOL - DUES & FEES HE	0.00	0.00	0.00	0.00	0.00	0.00	0.00
01 1300 810 005	SUMM SCHOOL - DUES & FEES BMS	0.00	0.00	0.00	0.00	0.00	0.00	0.00
01 1300 810 006	SUMM SCHOOL - DUES & FEES AP	0.00	0.00	0.00	0.00	0.00	0.00	0.00
01 1300 810 007	SUMM SCHOOL - DUES & FEES SE	0.00	0.00	0.00	0.00	0.00	0.00	0.00
01 1300 810 008	SUMM SCHOOL - DUES & FEES BSMS	0.00	0.00	0.00	0.00	0.00	0.00	0.00
1300	SUMMER SCHOOL	147,283.41	803.61	803.61	0.55	146,479.80	0.00	146,479.80
2120	GUIDANCE SERVICES							
01 2120 110 001	GUIDANCE - SALARIES NON-INSTR HS	30,288.86	1,875.26	15,198.08	50.18	15,090.78	0.00	15,090.78
01 2120 110 005	GUIDANCE - SALARIES NON-INSTR BMS	0.00	0.00	0.00	0.00	0.00	0.00	0.00
01 2120 111 001	GUIDANCE - SALARIES TEACHERS HS	165,637.74	13,449.30	94,145.10	56.84	71,492.64	0.00	71,492.64
01 2120 111 002	GUIDANCE - SALARIES TEACHERS BE	72,286.77	5,750.08	40,250.56	55.68	32,036.21	0.00	32,036.21
01 2120 111 003	GUIDANCE - SALARIES TEACHERS PC	191,593.06	15,650.47	109,553.29	57.18	82,039.77	0.00	82,039.77
01 2120 111 004	GUIDANCE - SALARIES TEACHERS HE	72,023.77	5,716.84	40,017.88	55.56	32,005.89	0.00	32,005.89
01 2120 111 005	GUIDANCE - SALARIES TEACHERS BMS	97,126.19	7,301.05	51,107.35	52.62	46,018.84	0.00	46,018.84
01 2120 111 006	GUIDANCE - SALARIES TEACHERS AP	56,164.19	4,254.39	29,780.73	53.02	26,383.46	0.00	26,383.46
01 2120 111 007	GUIDANCE - SALARIES TEACHERS SE	61,429.58	4,786.19	33,503.33	54.54	27,926.25	0.00	27,926.25
01 2120 111 008	GUIDANCE - SALARIES TEACHERS BSMS	176,467.82	14,113.04	98,791.28	55.98	77,676.54	0.00	77,676.54
01 2120 130 001	GUIDANCE - OT SALARIES NON-INSTR HS	0.00	0.00	0.00	0.00	0.00	0.00	0.00
01 2120 130 005	GUIDANCE - OT SALARIES NON-INSTR BMS	0.00	0.00	0.00	0.00	0.00	0.00	0.00
01 2120 150 001	GUIDANCE - ADD'L COMP NON-INSTR HS	0.00	0.00	0.00	0.00	0.00	0.00	0.00
01 2120 150 005	GUIDANCE - ADD'L COMP NON-INSTR BMS	0.00	0.00	0.00	0.00	0.00	0.00	0.00
01 2120 151 001	GUIDANCE - ADD'L COMP TEACHERS HS	501.02	48.87	342.09	68.28	158.93	0.00	158.93
01 2120 151 002	GUIDANCE - ADD'L COMP TEACHERS BE	103.22	14.90	104.30	101.05	(1.08)	0.00	(1.08)
01 2120 151 003	GUIDANCE - ADD'L COMP TEACHERS PC	142.68	17.14	119.98	84.09	22.70	0.00	22.70
01 2120 151 004	GUIDANCE - ADD'L COMP TEACHERS HE	107.16	14.81	103.67	96.74	3.49	0.00	3.49
01 2120 151 005	GUIDANCE - ADD'L COMP TEACHERS BMS	184.35	19.03	133.21	72.26	51.14	0.00	51.14
01 2120 151 006	GUIDANCE - ADD'L COMP TEACHERS AP	107.42	11.02	77.14	71.81	30.28	0.00	30.28
01 2120 151 007	GUIDANCE - ADD'L COMP TEACHERS SE	117.49	12.40	86.80	73.88	30.69	0.00	30.69
01 2120 151 008	GUIDANCE - ADD'L COMP TEACHERS BSMS	352.83	36.77	257.39	72.95	95.44	0.00	95.44
01 2120 152 001	GUIDANCE - ADD'L COMP AIDES HS	0.00	0.00	0.00	0.00	0.00	0.00	0.00
01 2120 152 005	GUIDANCE - ADD'L COMP AIDES BMS	0.00	0.00	0.00	0.00	0.00	0.00	0.00
01 2120 210 001	GUIDANCE - GROUP INS NON-INSTR HS	71.63	5.20	36.40	50.82	35.23	0.00	35.23
01 2120 210 005	GUIDANCE - GROUP INS NON-INSTR BMS	0.00	0.00	0.00	0.00	0.00	0.00	0.00
01 2120 211 001	GUIDANCE - GROUP INS TEACHERS HS	48,233.35	3,808.95	26,662.65	55.28	21,570.70	0.00	21,570.70
01 2120 211 002	GUIDANCE - GROUP INS TEACHERS BE	26,893.14	2,286.84	16,007.88	59.52	10,885.26	0.00	10,885.26
01 2120 211 003	GUIDANCE - GROUP INS TEACHERS PC	25,571.63	2,297.24	16,080.68	62.88	9,490.95	0.00	9,490.95
01 2120 211 004	GUIDANCE - GROUP INS TEACHERS HE	22,376.96	2,286.84	16,007.88	71.54	6,369.08	0.00	6,369.08
01 2120 211 005	GUIDANCE - GROUP INS TEACHERS BMS	27,443.38	2,286.84	16,007.88	58.33	11,435.50	0.00	11,435.50
01 2120 211 006	GUIDANCE - GROUP INS TEACHERS AP	71.63	5.20	36.40	50.82	35.23	0.00	35.23
01 2120 211 007	GUIDANCE - GROUP INS TEACHERS SE	11,003.96	851.82	5,962.74	54.19	5,041.22	0.00	5,041.22
01 2120 211 008	GUIDANCE - GROUP INS TEACHERS BSMS	27,515.01	2,292.04	16,044.28	58.31	11,470.73	0.00	11,470.73
01 2120 220 001	GUIDANCE - SOC SEC NON-INSTR HS	2,027.42	167.36	1,329.99	65.60	697.43	0.00	697.43
01 2120 220 005	GUIDANCE - SOC SEC NON-INSTR BMS	0.00	0.00	0.00	0.00	0.00	0.00	0.00
01 2120 221 001	GUIDANCE - SOC SEC TEACHERS HS	12,366.48	999.35	6,995.42	56.57	5,371.06	0.00	5,371.06
01 2120 221 002	GUIDANCE - SOC SEC TEACHERS BE	3,440.17	432.95	3,030.66	88.10	409.51	0.00	409.51

Account Number	Account Description	Revised Budget	Expended During Month	Expenditures to Date	% of Budget	Balance at EOM	P/ O Outstanding	Unencumbered Balance
01 2120 221 003	GUIDANCE - SOC SEC TEACHERS PC	9,858.32	1,241.45	8,690.17	88.15	1,168.15	0.00	1,168.15
01 2120 221 004	GUIDANCE - SOC SEC TEACHERS HE	4,052.84	438.47	3,069.27	75.73	983.57	0.00	983.57
01 2120 221 005	GUIDANCE - SOC SEC TEACHERS BMS	6,923.34	551.91	3,863.37	55.80	3,059.97	0.00	3,059.97
01 2120 221 006	GUIDANCE - SOC SEC TEACHERS AP	4,525.26	362.63	2,538.51	56.10	1,986.75	0.00	1,986.75
01 2120 221 007	GUIDANCE - SOC SEC TEACHERS SE	4,437.51	366.60	2,566.20	57.83	1,871.31	0.00	1,871.31
01 2120 221 008	GUIDANCE - SOC SEC TEACHERS BSMS	13,703.95	1,110.71	7,774.97	56.74	5,928.98	0.00	5,928.98
01 2120 230 001	GUIDANCE - RETIREMENT NON-INSTR HS	1,809.37	137.83	1,117.05	61.74	692.32	0.00	692.32
01 2120 230 005	GUIDANCE - RETIREMENT NON-INSTR BMS	0.00	0.00	0.00	0.00	0.00	0.00	0.00
01 2120 231 001	GUIDANCE - RETIREMENT TEACHERS HS	12,583.98	988.53	6,919.70	54.99	5,664.28	0.00	5,664.28
01 2120 231 002	GUIDANCE - RETIREMENT TEACHERS BE	4,311.70	422.63	2,958.41	68.61	1,353.29	0.00	1,353.29
01 2120 231 003	GUIDANCE - RETIREMENT TEACHERS PC	13,336.87	1,150.31	8,052.19	60.38	5,284.68	0.00	5,284.68
01 2120 231 004	GUIDANCE - RETIREMENT TEACHERS HE	5,008.34	420.19	2,941.31	58.73	2,067.03	0.00	2,067.03
01 2120 231 005	GUIDANCE - RETIREMENT TEACHERS BMS	6,895.97	536.62	3,756.34	54.47	3,139.63	0.00	3,139.63
01 2120 231 006	GUIDANCE - RETIREMENT TEACHERS AP	4,018.40	312.70	2,188.90	54.47	1,829.50	0.00	1,829.50
01 2120 231 007	GUIDANCE - RETIREMENT TEACHERS SE	4,395.08	351.78	2,462.47	56.03	1,932.61	0.00	1,932.61
01 2120 231 008	GUIDANCE - RETIREMENT TEACHERS BSMS	13,198.13	1,037.31	7,261.17	55.02	5,936.96	0.00	5,936.96
01 2120 237 001	GUIDANCE - INCR RET CONTR HS	7,013.63	387.38	2,764.01	39.41	4,249.62	0.00	4,249.62
01 2120 237 002	GUIDANCE - INCR RET CONTR BE	1,138.97	145.35	1,017.45	89.33	121.52	0.00	121.52
01 2120 237 003	GUIDANCE - INCR RET CONTR PC	1,835.46	395.60	2,769.20	150.87	(933.74)	0.00	(933.74)
01 2120 237 004	GUIDANCE - INCR RET CONTR HE	1,378.57	144.51	1,011.57	73.38	367.00	0.00	367.00
01 2120 237 005	GUIDANCE - INCR RET CONTR BMS	2,371.70	184.56	1,291.92	54.47	1,079.78	0.00	1,079.78
01 2120 237 006	GUIDANCE - INCR RET CONTR AP	1,382.00	107.55	752.79	54.47	629.21	0.00	629.21
01 2120 237 007	GUIDANCE - INCR RET CONTR SE	1,511.56	120.99	846.92	56.03	664.64	0.00	664.64
01 2120 237 008	GUIDANCE - INCR RET CONTR BSMS	4,539.07	356.74	2,497.18	55.02	2,041.89	0.00	2,041.89
01 2120 280 001	GUIDANCE - HEALTH BEN NON-INSTR HS	1,801.59	312.50	2,187.50	121.42	(385.91)	0.00	(385.91)
01 2120 280 005	GUIDANCE - HEALTH BEN NON-INSTR BMS	0.00	0.00	0.00	0.00	0.00	0.00	0.00
01 2120 281 001	GUIDANCE - HEALTH BEN TEACHERS HS	5,083.09	0.00	0.00	0.00	5,083.09	0.00	5,083.09
01 2120 281 002	GUIDANCE - HEALTH BEN TEACHERS BE	0.00	0.00	0.00	0.00	0.00	0.00	0.00
01 2120 281 003	GUIDANCE - HEALTH BEN TEACHERS PC	4,107.64	712.50	4,987.50	121.42	(879.86)	0.00	(879.86)
01 2120 281 004	GUIDANCE - HEALTH BEN TEACHERS HE	0.00	0.00	0.00	0.00	0.00	0.00	0.00
01 2120 281 005	GUIDANCE - HEALTH BEN TEACHERS BMS	0.00	0.00	0.00	0.00	0.00	0.00	0.00
01 2120 281 006	GUIDANCE - HEALTH BEN TEACHERS AP	4,107.64	475.00	3,325.00	80.95	782.64	0.00	782.64
01 2120 281 007	GUIDANCE - HEALTH BEN TEACHERS SE	0.00	0.00	0.00	0.00	0.00	0.00	0.00
01 2120 281 008	GUIDANCE - HEALTH BEN TEACHERS BSMS	4,107.64	475.00	3,325.00	80.95	782.64	0.00	782.64
01 2120 580 001	GUIDANCE - TRAVEL & MILEAGE HS	100.00	0.00	0.00	0.00	100.00	0.00	100.00
01 2120 580 002	GUIDANCE - TRAVEL & MILEAGE BE	100.00	0.00	0.00	0.00	100.00	0.00	100.00
01 2120 580 003	GUIDANCE - TRAVEL & MILEAGE PC	100.00	0.00	0.00	0.00	100.00	0.00	100.00
01 2120 580 004	GUIDANCE - TRAVEL & MILEAGE HE	100.00	0.00	33.14	33.14	66.86	0.00	66.86
01 2120 580 005	GUIDANCE - TRAVEL & MILEAGE BMS	100.00	0.00	0.00	0.00	100.00	0.00	100.00
01 2120 580 006	GUIDANCE - TRAVEL & MILEAGE AP	100.00	0.00	0.00	0.00	100.00	0.00	100.00
01 2120 580 007	GUIDANCE - TRAVEL & MILEAGE SE	100.00	0.00	0.00	0.00	100.00	0.00	100.00
01 2120 580 008	GUIDANCE - TRAVEL & MILEAGE BSMS	100.00	0.00	0.00	0.00	100.00	0.00	100.00
01 2120 590 001	GUIDANCE - PURCHASED SERVICES HS	35,000.00	0.00	18,865.08	53.90	16,134.92	0.00	16,134.92
01 2120 590 002	GUIDANCE - PURCHASED SERVICES BE	20,000.00	0.00	10,147.20	50.74	9,852.80	0.00	9,852.80
01 2120 590 003	GUIDANCE - PURCHASED SERVICES PC	20,000.00	0.00	8,547.50	42.74	11,452.50	0.00	11,452.50
01 2120 590 004	GUIDANCE - PURCHASED SERVICES HE	20,000.00	0.00	7,880.17	39.40	12,119.83	0.00	12,119.83
01 2120 590 005	GUIDANCE - PURCHASED SERVICES BMS	30,000.00	0.00	8,441.34	28.14	21,558.66	0.00	21,558.66
01 2120 590 006	GUIDANCE - PURCHASED SERVICES AP	20,000.00	0.00	7,422.46	37.11	12,577.54	0.00	12,577.54
01 2120 590 007	GUIDANCE - PURCHASED SERVICES SE	20,000.00	0.00	8,009.09	40.05	11,990.91	0.00	11,990.91
01 2120 590 008	GUIDANCE - PURCHASED SERVICES BSMS	30,000.00	0.00	7,247.50	24.16	22,752.50	0.00	22,752.50
01 2120 610 001	GUIDANCE - SUPPLIES HS	2,500.00	0.00	558.04	22.32	1,941.96	0.00	1,941.96
01 2120 610 001 611	GUIDANCE - TESTING SUPPLIES SUPPLIES HS	0.00	10,500.00	10,500.00	0.00	(10,500.00)	0.00	(10,500.00)
01 2120 610 002	GUIDANCE - SUPPLIES BE	2,500.00	0.00	812.70	32.51	1,687.30	0.00	1,687.30
01 2120 610 002 611	GUIDANCE - TESTING SUPPLIES BE	0.00	0.00	0.00	0.00	0.00	0.00	0.00
01 2120 610 003	GUIDANCE - SUPPLIES PC	2,500.00	0.00	573.97	22.96	1,926.03	0.00	1,926.03

Account Number	Account Description	Revised Budget	Expended During Month	Expenditures to Date	% of Budget	Balance at EOM	P/ O Outstanding	Unencumbered Balance
01 2120 610 003 611	GUIDANCE - TESTING SUPPLIES PC	0.00	0.00	0.00	0.00	0.00	0.00	0.00
01 2120 610 004	GUIDANCE - SUPPLIES HE	2,500.00	0.00	428.49	17.14	2,071.51	0.00	2,071.51
01 2120 610 004 611	GUIDANCE - TESTING SUPPLIES HE	0.00	0.00	0.00	0.00	0.00	0.00	0.00
01 2120 610 005	GUIDANCE - SUPPLIES BMS	2,500.00	0.00	1,586.37	63.45	913.63	0.00	913.63
01 2120 610 005 611	GUIDANCE - TESTING SUPPLIES BMS	0.00	0.00	0.00	0.00	0.00	0.00	0.00
01 2120 610 006	GUIDANCE - SUPPLIES AP	2,500.00	36.98	307.64	12.31	2,192.36	0.00	2,192.36
01 2120 610 006 611	GUIDANCE - TESTING SUPPLIES AP	0.00	0.00	0.00	0.00	0.00	0.00	0.00
01 2120 610 007	GUIDANCE - SUPPLIES SE	2,500.00	142.76	1,479.40	59.21	1,020.60	0.79	1,019.81
01 2120 610 007 611	GUIDANCE - TESTING SUPPLIES SE	0.00	0.00	0.00	0.00	0.00	0.00	0.00
01 2120 610 008	GUIDANCE - SUPPLIES BSMS	2,500.00	0.00	0.00	0.00	2,500.00	0.00	2,500.00
01 2120 610 008 611	GUIDANCE - TESTING SUPPLIES BSMS	0.00	0.00	0.00	0.00	0.00	0.00	0.00
01 2120 733 001	GUIDANCE - FURN & EQUIP HS	0.00	0.00	0.00	0.00	0.00	0.00	0.00
01 2120 733 002	GUIDANCE - FURN & EQUIP BE	0.00	0.00	0.00	0.00	0.00	0.00	0.00
01 2120 733 003	GUIDANCE - FURN & EQUIP PC	0.00	0.00	37.67	0.00	(37.67)	0.00	(37.67)
01 2120 733 004	GUIDANCE - FURN & EQUIP HE	0.00	0.00	75.86	0.00	(75.86)	0.00	(75.86)
01 2120 733 005	GUIDANCE - FURN & EQUIP BMS	0.00	0.00	0.00	0.00	0.00	0.00	0.00
01 2120 733 006	GUIDANCE - FURN & EQUIP AP	0.00	0.00	0.00	0.00	0.00	0.00	0.00
01 2120 733 007	GUIDANCE - FURN & EQUIP SE	0.00	0.00	0.00	0.00	0.00	0.00	0.00
01 2120 733 008	GUIDANCE - FURN & EQUIP BSMS	0.00	0.00	0.00	0.00	0.00	1,709.46	(1,709.46)
01 2120 734 001	GUIDANCE - HARDWARE HS	0.00	0.00	0.00	0.00	0.00	0.00	0.00
01 2120 734 005	GUIDANCE - HARDWARE BMS	0.00	0.00	0.00	0.00	0.00	0.00	0.00
01 2120 810 001	GUIDANCE - DUES & FEES HS	1,000.00	0.00	2,000.00	200.00	(1,000.00)	0.00	(1,000.00)
01 2120 810 002	GUIDANCE - DUES & FEES BE	250.00	130.00	130.00	52.00	120.00	0.00	120.00
01 2120 810 003	GUIDANCE - DUES & FEES PC	250.00	0.00	0.00	0.00	250.00	0.00	250.00
01 2120 810 004	GUIDANCE - DUES & FEES HE	250.00	0.00	0.00	0.00	250.00	0.00	250.00
01 2120 810 005	GUIDANCE - DUES & FEES BMS	250.00	0.00	0.00	0.00	250.00	0.00	250.00
01 2120 810 006	GUIDANCE - DUES & FEES AP	250.00	0.00	0.00	0.00	250.00	0.00	250.00
01 2120 810 007	GUIDANCE - DUES & FEES SE	250.00	130.00	130.00	52.00	120.00	0.00	120.00
01 2120 810 008	GUIDANCE - DUES & FEES BSMS	250.00	0.00	0.00	0.00	250.00	0.00	250.00
01 2120 890 005	GUIDANCE - OTHER MISC BMS	0.00	0.00	0.00	0.00	0.00	0.00	0.00
01 2120 890 008	GUIDANCE - OTHER MISC BSMS	0.00	0.00	0.00	0.00	0.00	0.00	0.00
2120	GUIDANCE SERVICES	1,499,636.53	114,979.28	825,924.73	55.19	673,711.80	1,710.25	672,001.55
2130	HEALTH SERVICES							
01 2130 110 002	HEALTH SERV - SALARIES NON-INSTR BE	30,802.09	2,043.84	14,103.69	45.79	16,698.40	0.00	16,698.40
01 2130 110 003	HEALTH SERV - SALARIES NON-INSTR PC	0.00	0.00	0.00	0.00	0.00	0.00	0.00
01 2130 110 004	HEALTH SERV - SALARIES NON-INSTR HE	31,186.77	2,109.98	14,514.35	46.54	16,672.42	0.00	16,672.42
01 2130 110 006	HEALTH SERV - SALARIES NON-INSTR AP	6,463.50	221.00	352.75	5.46	6,110.75	0.00	6,110.75
01 2130 110 007	HEALTH SERV - SALARIES NON-INSTR SE	33,021.59	1,850.45	14,891.66	45.10	18,129.93	0.00	18,129.93
01 2130 130 003	HEALTH SERV - OT SALARIES NON-INSTR PC	0.00	0.00	0.00	0.00	0.00	0.00	0.00
01 2130 130 006	HEALTH SERV - OT SALARIES NON-INSTR AP	0.00	0.00	0.00	0.00	0.00	0.00	0.00
01 2130 130 007	HEALTH SERV - OT SALARIES NON-INSTR SE	0.00	0.00	0.00	0.00	0.00	0.00	0.00
01 2130 150 002	HEALTH SERV - ADD'L COMP NON-INSTR BE	55.02	5.02	35.14	63.87	19.88	0.00	19.88
01 2130 150 003	HEALTH SERV - ADD'L COMP NON-INSTR PC	39.07	0.00	0.00	0.00	39.07	0.00	39.07
01 2130 150 004	HEALTH SERV - ADD'L COMP NON-INSTR HE	40.81	5.23	36.61	89.71	4.20	0.00	4.20
01 2130 150 006	HEALTH SERV - ADD'L COMP NON-INSTR AP	43.41	5.16	36.12	83.21	7.29	0.00	7.29
01 2130 150 007	HEALTH SERV - ADD'L COMP NON-INSTR SE	40.19	5.09	35.63	88.65	4.56	0.00	4.56
01 2130 210 002	HEALTH SERV - GROUP INS NON-INSTR BE	59.01	5.20	36.40	61.68	22.61	0.00	22.61
01 2130 210 003	HEALTH SERV - GROUP INS NON-INSTR PC	53.47	0.00	0.00	0.00	53.47	0.00	53.47
01 2130 210 004	HEALTH SERV - GROUP INS NON-INSTR HE	89.54	5.20	36.40	40.65	53.14	0.00	53.14
01 2130 210 006	HEALTH SERV - GROUP INS NON-INSTR AP	72.05	0.55	0.85	1.18	71.20	0.00	71.20
01 2130 210 007	HEALTH SERV - GROUP INS NON-INSTR SE	71.20	4.65	35.55	49.93	35.65	0.00	35.65
01 2130 220 002	HEALTH SERV - SOC SEC NON-INSTR BE	1,506.33	156.24	1,078.13	71.57	428.20	0.00	428.20
01 2130 220 003	HEALTH SERV - SOC SEC NON-INSTR PC	0.00	0.00	0.00	0.00	0.00	0.00	0.00
01 2130 220 004	HEALTH SERV - SOC SEC NON-INSTR HE	1,532.70	161.81	1,113.14	72.63	419.56	0.00	419.56
01 2130 220 006	HEALTH SERV - SOC SEC NON-INSTR AP	97.87	17.30	29.71	30.36	68.16	0.00	68.16

Account Number	Account Description	Revised Budget	Expended During Month	Expenditures to Date	% of Budget	Balance at EOM	P/ O Outstanding	Unencumbered Balance
01 2130 220 007	HEALTH SERV - SOC SEC NON-INSTR SE	1,665.01	141.95	1,141.94	68.58	523.07	0.00	523.07
01 2130 230 002	HEALTH SERV - RETIREMENT NON-INSTR BE	1,488.32	150.22	1,036.62	69.65	451.70	0.00	451.70
01 2130 230 003	HEALTH SERV - RETIREMENT NON-INSTR PC	1,636.16	0.00	0.00	0.00	1,636.16	0.00	1,636.16
01 2130 230 004	HEALTH SERV - RETIREMENT NON-INSTR HE	1,515.86	155.08	1,066.80	70.38	449.06	0.00	449.06
01 2130 230 006	HEALTH SERV - RETIREMENT NON-INSTR AP	1,580.17	16.24	25.92	1.64	1,554.25	0.00	1,554.25
01 2130 230 007	HEALTH SERV - RETIREMENT NON-INSTR SE	1,647.15	136.01	1,094.54	66.45	552.61	0.00	552.61
01 2130 237 002	HEALTH SERV - INCR RET CONTR BE	511.87	51.66	356.52	69.65	155.35	0.00	155.35
01 2130 237 003	HEALTH SERV - INCR RET CONTR PC	0.00	0.00	0.00	0.00	0.00	0.00	0.00
01 2130 237 004	HEALTH SERV - INCR RET CONTR HE	521.33	53.34	366.90	70.38	154.43	0.00	154.43
01 2130 237 006	HEALTH SERV - INCR RET CONTR AP	543.46	5.59	8.92	1.64	534.54	0.00	534.54
01 2130 237 007	HEALTH SERV - INCR RET CONTR SE	566.48	46.77	376.42	66.45	190.06	0.00	190.06
01 2130 320 006	HEALTH SERV - PROF ED SERVICES AP	0.00	0.00	0.00	0.00	0.00	0.00	0.00
01 2130 340 000	HEALTH SERV - OTHER PROF SERVICES DIST	10,000.00	0.00	1,875.63	18.76	8,124.37	0.00	8,124.37
01 2130 340 001	HEALTH SERV - OTHER PROF SERVICES HS	10,000.00	984.38	7,271.27	72.71	2,728.73	0.00	2,728.73
01 2130 340 002	HEALTH SERV - OTHER PROF SERVICES BE	10,000.00	748.13	6,234.39	62.34	3,765.61	0.00	3,765.61
01 2130 340 003	HEALTH SERV - OTHER PROF SERVICES PC	10,000.00	656.25	5,263.13	52.63	4,736.87	0.00	4,736.87
01 2130 340 004	HEALTH SERV - OTHER PROF SERVICES HE	10,000.00	682.50	6,549.38	65.49	3,450.62	0.00	3,450.62
01 2130 340 005	HEALTH SERV - OTHER PROF SERVICES BMS	10,000.00	748.13	6,286.89	62.87	3,713.11	0.00	3,713.11
01 2130 340 006	HEALTH SERV - OTHER PROF SERVICES AP	10,000.00	971.25	5,407.53	54.08	4,592.47	0.00	4,592.47
01 2130 340 007	HEALTH SERV - OTHER PROF SERVICES SE	10,000.00	826.88	5,801.28	58.01	4,198.72	0.00	4,198.72
01 2130 340 008	HEALTH SERV - OTHER PROF SERVICES BSMS	10,000.00	1,916.25	10,119.40	101.19	(119.40)	0.00	(119.40)
01 2130 610 000	HEALTH SERV - SUPPLIES DIST	5,000.00	351.72	1,890.08	37.80	3,109.92	0.00	3,109.92
01 2130 610 001	HEALTH SERV - SUPPLIES HS	1,000.00	0.00	1,431.09	143.11	(431.09)	0.00	(431.09)
01 2130 610 002	HEALTH SERV - SUPPLIES BE	1,000.00	0.00	1,025.73	102.57	(25.73)	0.00	(25.73)
01 2130 610 003	HEALTH SERV - SUPPLIES PC	1,000.00	0.00	1,993.08	199.31	(993.08)	0.00	(993.08)
01 2130 610 004	HEALTH SERV - SUPPLIES HE	1,000.00	0.00	965.88	96.59	34.12	0.00	34.12
01 2130 610 005	HEALTH SERV - SUPPLIES BMS	1,000.00	0.00	1,090.34	109.03	(90.34)	0.00	(90.34)
01 2130 610 006	HEALTH SERV - SUPPLIES AP	1,000.00	0.00	1,137.22	113.72	(137.22)	0.00	(137.22)
01 2130 610 007	HEALTH SERV - SUPPLIES SE	1,000.00	0.00	1,327.36	132.74	(327.36)	0.00	(327.36)
01 2130 610 008	HEALTH SERV - SUPPLIES BSMS	1,000.00	91.79	1,676.13	167.61	(676.13)	0.00	(676.13)
2130	HEALTH SERVICES	219,850.43	15,330.86	119,156.52	54.20	100,693.91	0.00	100,693.91
2132	HEALTH SERVICES: SPED AGES 3-5							
01 2132 320 006	HEALTH SERV SPED 3-5 - PROF ED SERVICES	5,000.00	813.75	1,575.00	31.50	3,425.00	0.00	3,425.00
2132	HEALTH SERVICES: SPED AGES 3-5	5,000.00	813.75	1,575.00	31.50	3,425.00	0.00	3,425.00
2141	PYSCH SERV SPED SA							
01 2141 111 000	PSYCH SERV - SALARIES TEACHERS DIST	338,972.04	27,965.80	194,031.97	57.24	144,940.07	0.00	144,940.07
01 2141 151 000	PSYCH SERV - ADD'L COMP TEACHERS DIST	668.56	145.20	890.24	133.16	(221.68)	0.00	(221.68)
01 2141 211 000	PSYCH SERV - GROUP INS TEACHERS DIST	65,894.67	5,536.34	38,185.43	57.95	27,709.24	0.00	27,709.24
01 2141 221 000	PSYCH SERV - SOC SEC TEACHERS DIST	24,238.15	2,159.92	14,984.44	61.82	9,253.71	0.00	9,253.71
01 2141 231 000	PSYCH SERV - RETIREMENT TEACHERS DIST	24,237.95	2,058.21	14,282.22	58.93	9,955.73	0.00	9,955.73
01 2141 237 000	PSYCH SERV - INCR RET CONTR DIST	8,335.99	708.52	4,912.73	58.93	3,423.26	0.00	3,423.26
01 2141 320 001	PSYCH SERV - PROF ED SERVICES HS	0.00	0.00	0.00	0.00	0.00	0.00	0.00
01 2141 320 002	PSYCH SERV - PROF ED SERVICES BE	0.00	0.00	0.00	0.00	0.00	0.00	0.00
01 2141 320 003	PSYCH SERV - PROF ED SERVICES PC	0.00	0.00	0.00	0.00	0.00	0.00	0.00
01 2141 320 004	PSYCH SERV - PROF ED SERVICES HE	0.00	0.00	0.00	0.00	0.00	0.00	0.00
01 2141 320 005	PSYCH SERV - PROF ED SERVICES BMS	0.00	0.00	0.00	0.00	0.00	0.00	0.00
01 2141 320 006	PSYCH SERV - PROF ED SERVICES AP	0.00	0.00	0.00	0.00	0.00	0.00	0.00
01 2141 320 007	PSYCH SERV - PROF ED SERVICES SE	0.00	0.00	0.00	0.00	0.00	0.00	0.00
01 2141 320 008	PSYCH SERV - PROF ED SERVICES BSMS	0.00	0.00	0.00	0.00	0.00	0.00	0.00
01 2141 580 000	PSYCH SERV - TRAVEL & MILEAGE DIST	6,000.00	89.11	956.10	15.94	5,043.90	0.00	5,043.90
01 2141 590 001	PSYCH SERV - PURCHASED SERVICES HS	750.00	115.00	775.00	103.33	(25.00)	0.00	(25.00)
01 2141 590 002	PSYCH SERV - PURCHASED SERVICES BE	250.00	0.00	0.00	0.00	250.00	0.00	250.00
01 2141 590 003	PSYCH SERV - PURCHASED SERVICES PC	250.00	0.00	0.00	0.00	250.00	0.00	250.00
01 2141 590 004	PSYCH SERV - PURCHASED SERVICES HE	250.00	0.00	0.00	0.00	250.00	0.00	250.00

Account Number	Account Description	Revised Budget	Expended During Month	Expenditures to Date	% of Budget	Balance at EOM	P/ O Outstanding	Unencumbered Balance
01 2141 735 001	PSYCH SERV - SOFTWARE HS	0.00	0.00	0.00	0.00	0.00	0.00	0.00
01 2141 735 002	PSYCH SERV - SOFTWARE BE	0.00	0.00	0.00	0.00	0.00	0.00	0.00
01 2141 735 003	PSYCH SERV - SOFTWARE PC	0.00	0.00	0.00	0.00	0.00	0.00	0.00
01 2141 735 004	PSYCH SERV - SOFTWARE HE	0.00	0.00	0.00	0.00	0.00	0.00	0.00
01 2141 735 005	PSYCH SERV - SOFTWARE BMS	0.00	0.00	0.00	0.00	0.00	0.00	0.00
01 2141 735 006	PSYCH SERV - SOFTWARE AP	0.00	0.00	0.00	0.00	0.00	0.00	0.00
01 2141 735 007	PSYCH SERV - SOFTWARE SE	0.00	0.00	0.00	0.00	0.00	0.00	0.00
01 2141 735 008	PSYCH SERV - SOFTWARE BSMS	0.00	0.00	0.00	0.00	0.00	0.00	0.00
01 2141 810 000	PSYCH SERV - DUES & FEES DIST	250.00	0.00	740.00	336.00	(490.00)	100.00	(590.00)
01 2141 810 001	PSYCH SERV - DUES & FEES HS	0.00	0.00	0.00	0.00	0.00	0.00	0.00
01 2141 810 002	PSYCH SERV - DUES & FEES BE	0.00	0.00	0.00	0.00	0.00	0.00	0.00
01 2141 810 003	PSYCH SERV - DUES & FEES PC	0.00	0.00	0.00	0.00	0.00	0.00	0.00
01 2141 810 004	PSYCH SERV - DUES & FEES HE	0.00	0.00	0.00	0.00	0.00	0.00	0.00
01 2141 810 005	PSYCH SERV - DUES & FEES BMS	0.00	0.00	0.00	0.00	0.00	0.00	0.00
01 2141 810 006	PSYCH SERV - DUES & FEES AP	0.00	0.00	0.00	0.00	0.00	0.00	0.00
01 2141 810 007	PSYCH SERV - DUES & FEES SE	0.00	0.00	0.00	0.00	0.00	0.00	0.00
01 2141 810 008	PSYCH SERV - DUES & FEES BSMS	0.00	0.00	0.00	0.00	0.00	0.00	0.00
01 2141 890 000	PSYCH SERV - OTHER MISC DIST	0.00	0.00	0.00	0.00	0.00	0.00	0.00
01 2141 890 001	PSYCH SERV - OTHER MISC HS	0.00	0.00	0.00	0.00	0.00	0.00	0.00
01 2141 890 002	PSYCH SERV - OTHER MISC BE	0.00	0.00	0.00	0.00	0.00	0.00	0.00
01 2141 890 003	PSYCH SERV - OTHER MISC PC	0.00	0.00	0.00	0.00	0.00	0.00	0.00
01 2141 890 004	PSYCH SERV - OTHER MISC HE	0.00	0.00	0.00	0.00	0.00	0.00	0.00
01 2141 890 005	PSYCH SERV - OTHER MISC BMS	0.00	0.00	0.00	0.00	0.00	0.00	0.00
01 2141 890 006	PSYCH SERV - OTHER MISC AP	0.00	0.00	0.00	0.00	0.00	0.00	0.00
01 2141 890 007	PSYCH SERV - OTHER MISC SE	0.00	0.00	0.00	0.00	0.00	0.00	0.00
01 2141 890 008	PSYCH SERV - OTHER MISC BSMS	0.00	0.00	0.00	0.00	0.00	0.00	0.00
2141	PYSCH SERV SPED SA	483,097.36	38,778.10	270,882.23	56.09	212,215.13	100.00	212,115.13
2151	SPEECH PATH SPED SCHOOL AGE							
01 2151 111 001	SPEECH SPED SA - SALARIES TEACHERS HS	37,683.82	2,854.52	19,981.64	53.02	17,702.18	0.00	17,702.18
01 2151 111 002	SPEECH SPED SA - SALARIES TEACHERS BE	74,962.44	5,709.04	39,963.28	53.31	34,999.16	0.00	34,999.16
01 2151 111 003	SPEECH SPED SA - SALARIES TEACHERS PC	84,597.35	6,939.16	48,574.12	57.42	36,023.23	0.00	36,023.23
01 2151 111 004	SPEECH SPED SA - SALARIES TEACHERS HE	66,623.33	5,172.83	36,209.81	54.35	30,413.52	0.00	30,413.52
01 2151 111 005	SPEECH SPED SA - SALARIES TEACHERS BMS	37,683.82	2,854.52	19,981.64	53.02	17,702.18	0.00	17,702.18
01 2151 111 006	SPEECH SPED SA - SALARIES TEACHERS AP	0.00	0.00	0.00	0.00	0.00	0.00	0.00
01 2151 111 007	SPEECH SPED SA - SALARIES TEACHERS SE	55,374.14	1,009.05	24,290.12	43.87	31,084.02	0.00	31,084.02
01 2151 111 008	SPEECH SPED SA - SALARIES TEACHERS BSMS	34,062.46	2,018.67	14,130.69	41.48	19,931.77	0.00	19,931.77
01 2151 151 001	SPEECH SPED SA - ADD'L COMP TEACHES HS	245.86	23.19	162.33	66.03	83.53	0.00	83.53
01 2151 151 002	SPEECH SPED SA - ADD'L COMP TEACHES BE	450.48	46.38	324.66	72.07	125.82	0.00	125.82
01 2151 151 003	SPEECH SPED SA - ADD'L COMP TEACHES PC	188.61	22.77	159.39	84.51	29.22	0.00	29.22
01 2151 151 004	SPEECH SPED SA - ADD'L COMP TEACHES HE	127.43	13.45	94.15	73.88	33.28	0.00	33.28
01 2151 151 005	SPEECH SPED SA - ADD'L COMP TEACHES BMS	225.29	23.19	162.33	72.05	62.96	0.00	62.96
01 2151 151 006	SPEECH SPED SA - ADD'L COMP TEACHES AP	167.45	10.50	73.50	43.89	93.95	0.00	93.95
01 2151 151 007	SPEECH SPED SA - ADD'L COMP TEACHES SE	4,837.65	488.20	3,417.40	70.64	1,420.25	0.00	1,420.25
01 2151 151 008	SPEECH SPED SA - ADD'L COMP TEACHES BSMS	382.92	32.06	224.42	58.61	158.50	0.00	158.50
01 2151 211 001	SPEECH SPED SA - GROUP INS TEACHERS HS	13,721.76	1,143.43	8,004.01	58.33	5,717.75	0.00	5,717.75
01 2151 211 002	SPEECH SPED SA - GROUP INS TEACHERS BE	27,443.38	2,286.84	16,007.88	58.33	11,435.50	0.00	11,435.50
01 2151 211 003	SPEECH SPED SA - GROUP INS TEACHERS PC	28,252.65	2,289.44	16,026.08	56.72	12,226.57	0.00	12,226.57
01 2151 211 004	SPEECH SPED SA - GROUP INS TEACHERS HE	71.63	5.20	36.40	50.82	35.23	0.00	35.23
01 2151 211 005	SPEECH SPED SA - GROUP INS TEACHERS BMS	13,721.62	1,143.41	8,003.87	58.33	5,717.75	0.00	5,717.75
01 2151 211 006	SPEECH SPED SA - GROUP INS TEACHERS AP	0.00	0.00	0.00	0.00	0.00	0.00	0.00
01 2151 211 007	SPEECH SPED SA - GROUP INS TEACHERS SE	71.63	4.58	32.05	44.74	39.58	0.00	39.58
01 2151 211 008	SPEECH SPED SA - GROUP INS TEACHERS BSMS	31.20	2.60	18.20	58.33	13.00	0.00	13.00
01 2151 221 001	SPEECH SPED SA - SOC SEC TEACHERS HS	2,682.49	215.38	1,507.66	56.20	1,174.83	0.00	1,174.83
01 2151 221 002	SPEECH SPED SA - SOC SEC TEACHERS BE	5,338.18	431.27	3,018.86	56.55	2,319.32	0.00	2,319.32
01 2151 221 003	SPEECH SPED SA - SOC SEC TEACHERS PC	5,250.84	524.52	3,671.59	69.92	1,579.25	0.00	1,579.25

Account Number	Account Description	Revised Budget	Expended During Month	Expenditures to Date	% of Budget	Balance at EOM	P/ O Outstanding	Unencumbered Balance
01 2151 221 004	SPEECH SPED SA - SOC SEC TEACHERS HE	5,281.83	433.09	3,031.64	57.40	2,250.19	0.00	2,250.19
01 2151 221 005	SPEECH SPED SA - SOC SEC TEACHERS BMS	2,680.41	215.38	1,507.62	56.25	1,172.79	0.00	1,172.79
01 2151 221 006	SPEECH SPED SA - SOC SEC TEACHERS AP	45.63	0.81	5.64	12.36	39.99	0.00	39.99
01 2151 221 007	SPEECH SPED SA - SOC SEC TEACHERS SE	4,191.50	114.54	2,119.62	50.57	2,071.88	0.00	2,071.88
01 2151 221 008	SPEECH SPED SA - SOC SEC TEACHERS BSMS	2,391.19	156.89	1,098.23	45.93	1,292.96	0.00	1,292.96
01 2151 231 001	SPEECH SPED SA - RETIREMENT TEACHERS HS	2,713.00	210.97	1,476.79	54.43	1,236.21	0.00	1,236.21
01 2151 231 002	SPEECH SPED SA - RETIREMENT TEACHERS BE	5,393.18	421.93	2,953.51	54.76	2,439.67	0.00	2,439.67
01 2151 231 003	SPEECH SPED SA - RETIREMENT TEACHERS PC	5,341.70	510.38	3,572.66	66.88	1,769.04	0.00	1,769.04
01 2151 231 004	SPEECH SPED SA - RETIREMENT TEACHERS HE	4,766.70	380.20	2,661.40	55.83	2,105.30	0.00	2,105.30
01 2151 231 005	SPEECH SPED SA - RETIREMENT TEACHERS BMS	2,710.99	210.97	1,476.77	54.47	1,234.22	0.00	1,234.22
01 2151 231 006	SPEECH SPED SA - RETIREMENT TEACHERS AP	0.00	0.00	0.00	0.00	0.00	0.00	0.00
01 2151 231 007	SPEECH SPED SA - RETIREMENT TEACHERS SE	3,932.99	74.16	1,785.33	45.39	2,147.66	0.00	2,147.66
01 2151 231 008	SPEECH SPED SA - RETIREMENT TEACHERS BSMS	2,608.88	150.34	1,052.38	40.34	1,556.50	0.00	1,556.50
01 2151 237 001	SPEECH SPED SA - INCR RET CONTR HS	933.06	72.55	507.89	54.43	425.17	0.00	425.17
01 2151 237 002	SPEECH SPED SA - INCR RET CONTR BE	1,854.77	145.11	1,015.77	54.77	839.00	0.00	839.00
01 2151 237 003	SPEECH SPED SA - INCR RET CONTR PC	1,837.15	175.53	1,228.71	66.88	608.44	0.00	608.44
01 2151 237 004	SPEECH SPED SA - INCR RET CONTR HE	1,639.31	130.76	915.32	55.84	723.99	0.00	723.99
01 2151 237 005	SPEECH SPED SA - INCR RET CONTR BMS	932.36	72.55	507.87	54.47	424.49	0.00	424.49
01 2151 237 006	SPEECH SPED SA - INCR RET CONTR AP	0.00	0.00	0.00	0.00	0.00	0.00	0.00
01 2151 237 007	SPEECH SPED SA - INCR RET CONTR SE	1,608.60	25.51	614.04	38.17	994.56	0.00	994.56
01 2151 237 008	SPEECH SPED SA - INCR RET CONTR BSMS	1,584.98	51.71	361.97	22.84	1,223.01	0.00	1,223.01
01 2151 281 001	SPEECH SPED SA - HEALTH BEN TEACHERS HS	0.00	0.00	0.00	0.00	0.00	0.00	0.00
01 2151 281 003	SPEECH SPED SA - HEALTH BEN TEACHERS PC	381.28	0.00	0.00	0.00	381.28	0.00	381.28
01 2151 281 004	SPEECH SPED SA - HEALTH BEN TEACHERS HE	4,107.64	475.00	3,325.00	80.95	782.64	0.00	782.64
01 2151 281 007	SPEECH SPED SA - HEALTH BEN TEACHERS SE	0.00	0.00	0.00	0.00	0.00	0.00	0.00
01 2151 281 008	SPEECH SPED SA - HLTH BEN TEACHERS BSMS	2,160.27	0.00	0.00	0.00	2,160.27	0.00	2,160.27
01 2151 320 001	SPEECH SPED SA - PROF ED SERVICES HS	0.00	0.00	0.00	0.00	0.00	0.00	0.00
01 2151 320 002	SPEECH SPED SA - PROF ED SERVICES BE	0.00	0.00	0.00	0.00	0.00	0.00	0.00
01 2151 320 003	SPEECH SPED SA - PROF ED SERVICES PC	0.00	0.00	0.00	0.00	0.00	0.00	0.00
01 2151 320 004	SPEECH SPED SA - PROF ED SERVICES HE	0.00	0.00	0.00	0.00	0.00	0.00	0.00
01 2151 320 005	SPEECH SPED SA - PROF ED SERVICES BMS	0.00	0.00	0.00	0.00	0.00	0.00	0.00
01 2151 320 006	SPEECH SPED SA - PROF ED SERVICES AP	0.00	0.00	0.00	0.00	0.00	0.00	0.00
01 2151 320 007	SPEECH SPED SA - PROF ED SERVICES SE	50,000.00	0.00	24,169.19	48.34	25,830.81	0.00	25,830.81
01 2151 320 008	SPEECH SPED SA - PROF ED SERVICES BSMS	0.00	0.00	0.00	0.00	0.00	0.00	0.00
01 2151 580 000	SPEECH SPED SA - TRAVEL & MILEAGE DIST	100.00	126.70	899.10	899.10	(799.10)	0.00	(799.10)
01 2151 580 001	SPEECH SPED SA - TRAVEL & MILEAGE HS	100.00	0.00	12.45	12.45	87.55	0.00	87.55
01 2151 580 002	SPEECH SPED SA - TRAVEL & MILEAGE BE	100.00	0.00	0.00	0.00	100.00	0.00	100.00
01 2151 580 003	SPEECH SPED SA - TRAVEL & MILEAGE PC	100.00	0.00	0.00	0.00	100.00	0.00	100.00
01 2151 580 004	SPEECH SPED SA - TRAVEL & MILEAGE HE	100.00	0.00	0.00	0.00	100.00	0.00	100.00
01 2151 580 005	SPEECH SPED SA - TRAVEL & MILEAGE BMS	100.00	0.00	0.00	0.00	100.00	0.00	100.00
01 2151 580 006	SPEECH SPED SA - TRAVEL & MILEAGE AP	100.00	0.00	0.00	0.00	100.00	0.00	100.00
01 2151 580 007	SPEECH SPED SA - TRAVEL & MILEAGE SE	100.00	0.00	0.00	0.00	100.00	0.00	100.00
01 2151 580 008	SPEECH SPED SA - TRAVEL & MILEAGE BSMS	100.00	0.00	0.00	0.00	100.00	0.00	100.00
01 2151 610 000	SPEECH SPED SA - SUPPLIES DIST	1,750.00	0.00	88.75	5.07	1,661.25	0.00	1,661.25
01 2151 610 001	SPEECH SPED SA - SUPPLIES HS	300.00	0.00	0.00	0.00	300.00	0.00	300.00
01 2151 610 001 611	SPEECH SPED SA - TESTING SUPPLIES HS	500.00	0.00	0.00	0.00	500.00	0.00	500.00
01 2151 610 002	SPEECH SPED SA - SUPPLIES BE	300.00	0.00	0.00	0.00	300.00	0.00	300.00
01 2151 610 002 611	SPEECH SPED SA - TESTING SUPPLIES BE	250.00	0.00	0.00	0.00	250.00	0.00	250.00
01 2151 610 003	SPEECH SPED SA - SUPPLIES PC	300.00	0.00	0.00	0.00	300.00	0.00	300.00
01 2151 610 003 611	SPEECH SPED SA - TESTING SUPPLIES PC	250.00	134.20	134.20	53.68	115.80	0.00	115.80
01 2151 610 004	SPEECH SPED SA - SUPPLIES HE	300.00	0.00	315.09	105.03	(15.09)	0.00	(15.09)
01 2151 610 004 611	SPEECH SPED SA - TESTING SUPPLIES HE	250.00	0.00	0.00	0.00	250.00	0.00	250.00
01 2151 610 005	SPEECH SPED SA - SUPPLIES BMS	300.00	0.00	0.00	0.00	300.00	0.00	300.00
01 2151 610 005 611	SPEECH SPED SA - TESTING SUPPLIES BMS	500.00	0.00	92.40	18.48	407.60	0.00	407.60
01 2151 610 006	SPEECH SPED SA - SUPPLIES AP	300.00	0.00	116.07	38.69	183.93	0.00	183.93

Account Number	Account Description	Revised Budget	Expended During Month	Expenditures to Date	% of Budget	Balance at EOM	P/ O Outstanding	Unencumbered Balance
01 2151 610 006 611	SPEECH SPED SA - TESTING SUPPLIES AP	250.00	0.00	13.89	5.56	236.11	0.00	236.11
01 2151 610 007	SPEECH SPED SA - SUPPLIES SE	300.00	0.00	159.84	53.28	140.16	0.00	140.16
01 2151 610 007 611	SPEECH SPED SA - TESTING SUPPLIES SE	250.00	0.00	0.00	0.00	250.00	0.00	250.00
01 2151 610 008	SPEECH SPED SA - SUPPLIES BSMS	300.00	0.00	0.00	0.00	300.00	0.00	300.00
01 2151 610 008 611	SPEECH SPED SA - TESTING SUPPLIES BSMS	250.00	0.00	0.00	0.00	250.00	0.00	250.00
01 2151 640 000	SPEECH SPED SA - BOOKS & PER DIST	0.00	0.00	0.00	0.00	0.00	0.00	0.00
01 2151 640 001	SPEECH SPED SA - BOOKS & PER HS	0.00	0.00	0.00	0.00	0.00	0.00	0.00
01 2151 640 002	SPEECH SPED SA - BOOKS & PER BE	0.00	0.00	0.00	0.00	0.00	0.00	0.00
01 2151 640 003	SPEECH SPED SA - BOOKS & PER PC	0.00	0.00	0.00	0.00	0.00	0.00	0.00
01 2151 640 004	SPEECH SPED SA - BOOKS & PER HE	0.00	0.00	0.00	0.00	0.00	0.00	0.00
01 2151 640 005	SPEECH SPED SA - BOOKS & PER BMS	0.00	0.00	0.00	0.00	0.00	0.00	0.00
01 2151 640 006	SPEECH SPED SA - BOOKS & PER AP	0.00	0.00	0.00	0.00	0.00	0.00	0.00
01 2151 640 007	SPEECH SPED SA - BOOKS & PER SE	0.00	0.00	0.00	0.00	0.00	0.00	0.00
01 2151 640 008	SPEECH SPED SA - BOOKS & PER BSMS	0.00	0.00	0.00	0.00	0.00	0.00	0.00
01 2151 650 001	SPEECH SPED SA - SUPPLIES TECH-REL HS	0.00	0.00	0.00	0.00	0.00	0.00	0.00
01 2151 650 002	SPEECH SPED SA - SUPPLIES TECH-REL BE	0.00	0.00	0.00	0.00	0.00	0.00	0.00
01 2151 650 003	SPEECH SPED SA - SUPPLIES TECH-REL PC	0.00	0.00	0.00	0.00	0.00	0.00	0.00
01 2151 650 004	SPEECH SPED SA - SUPPLIES TECH-REL HE	0.00	0.00	0.00	0.00	0.00	0.00	0.00
01 2151 650 005	SPEECH SPED SA - SUPPLIES TECH-REL BMS	0.00	0.00	0.00	0.00	0.00	0.00	0.00
01 2151 650 006	SPEECH SPED SA - SUPPLIES TECH-REL AP	0.00	0.00	0.00	0.00	0.00	0.00	0.00
01 2151 650 007	SPEECH SPED SA - SUPPLIES TECH-REL SE	0.00	0.00	0.00	0.00	0.00	0.00	0.00
01 2151 650 008	SPEECH SPED SA - SUPPLIES TECH-REL BSMS	0.00	0.00	0.00	0.00	0.00	0.00	0.00
01 2151 733 001	SPEECH SPED SA - FURN & EQUIP HS	100.00	0.00	0.00	0.00	100.00	0.00	100.00
01 2151 733 002	SPEECH SPED SA - FURN & EQUIP BE	100.00	0.00	0.00	0.00	100.00	0.00	100.00
01 2151 733 003	SPEECH SPED SA - FURN & EQUIP PC	100.00	0.00	0.00	0.00	100.00	0.00	100.00
01 2151 733 004	SPEECH SPED SA - FURN & EQUIP HE	100.00	0.00	0.00	0.00	100.00	0.00	100.00
01 2151 733 005	SPEECH SPED SA - FURN & EQUIP BMS	100.00	0.00	0.00	0.00	100.00	0.00	100.00
01 2151 733 006	SPEECH SPED SA - FURN & EQUIP AP	100.00	0.00	0.00	0.00	100.00	0.00	100.00
01 2151 733 007	SPEECH SPED SA - FURN & EQUIP SE	100.00	0.00	0.00	0.00	100.00	0.00	100.00
01 2151 733 008	SPEECH SPED SA - FURN & EQUIP BSMS	100.00	0.00	0.00	0.00	100.00	0.00	100.00
01 2151 734 001	SPEECH SPED SA - HARDWARE HS	0.00	0.00	0.00	0.00	0.00	0.00	0.00
01 2151 734 002	SPEECH SPED SA - HARDWARE BE	0.00	0.00	0.00	0.00	0.00	0.00	0.00
01 2151 734 003	SPEECH SPED SA - HARDWARE PC	0.00	0.00	0.00	0.00	0.00	0.00	0.00
01 2151 734 004	SPEECH SPED SA - HARDWARE HE	0.00	0.00	0.00	0.00	0.00	0.00	0.00
01 2151 734 005	SPEECH SPED SA - HARDWARE BMS	0.00	0.00	0.00	0.00	0.00	0.00	0.00
01 2151 734 006	SPEECH SPED SA - HARDWARE AP	0.00	0.00	0.00	0.00	0.00	0.00	0.00
01 2151 734 007	SPEECH SPED SA - HARDWARE SE	0.00	0.00	0.00	0.00	0.00	0.00	0.00
01 2151 734 008	SPEECH SPED SA - HARDWARE BSMS	0.00	0.00	0.00	0.00	0.00	0.00	0.00
01 2151 735 000	SPEECH SPED SA - SOFTWARE DIST	0.00	0.00	1,935.00	0.00	(1,935.00)	0.00	(1,935.00)
01 2151 735 001	SPEECH SPED SA - SOFTWARE HS	0.00	0.00	0.00	0.00	0.00	0.00	0.00
01 2151 735 002	SPEECH SPED SA - SOFTWARE BE	0.00	0.00	0.00	0.00	0.00	0.00	0.00
01 2151 735 003	SPEECH SPED SA - SOFTWARE PC	0.00	0.00	0.00	0.00	0.00	0.00	0.00
01 2151 735 004	SPEECH SPED SA - SOFTWARE HE	0.00	0.00	0.00	0.00	0.00	0.00	0.00
01 2151 735 005	SPEECH SPED SA - SOFTWARE BMS	0.00	0.00	0.00	0.00	0.00	0.00	0.00
01 2151 735 006	SPEECH SPED SA - SOFTWARE AP	0.00	0.00	0.00	0.00	0.00	0.00	0.00
01 2151 735 007	SPEECH SPED SA - SOFTWARE SE	0.00	0.00	0.00	0.00	0.00	0.00	0.00
01 2151 735 008	SPEECH SPED SA - SOFTWARE BSMS	0.00	0.00	0.00	0.00	0.00	0.00	0.00
01 2151 810 000	SPEECH SPED SA - DUES & FEES DIST	0.00	0.00	150.00	0.00	(150.00)	0.00	(150.00)
01 2151 810 001	SPEECH SPED SA - DUES & FEES HS	200.00	175.00	175.00	87.50	25.00	0.00	25.00
01 2151 810 002	SPEECH SPED SA - DUES & FEES BE	200.00	0.00	0.00	0.00	200.00	0.00	200.00
01 2151 810 003	SPEECH SPED SA - DUES & FEES PC	200.00	188.13	188.13	104.07	11.87	20.00	(8.13)
01 2151 810 004	SPEECH SPED SA - DUES & FEES HE	200.00	0.00	0.00	0.00	200.00	0.00	200.00
01 2151 810 005	SPEECH SPED SA - DUES & FEES BMS	200.00	0.00	30.00	15.00	170.00	0.00	170.00
01 2151 810 006	SPEECH SPED SA - DUES & FEES AP	200.00	0.00	0.00	0.00	200.00	0.00	200.00
01 2151 810 007	SPEECH SPED SA - DUES & FEES SE	200.00	0.00	0.00	0.00	200.00	0.00	200.00

Account Number	Account Description	Revised Budget	Expended During Month	Expenditures to Date	% of Budget	Balance at EOM	P/ O Outstanding	Unencumbered Balance
2183	VISION SERVICES SPED AGE 0-2	5,000.00	462.41	462.41	9.25	4,537.59	0.00	4,537.59
2210	IMPROVEMENT OF INSTRUCTION							
01 2210 111 000	IMPR OF INSTR - SALARIES PROF DIST	136,768.60	10,693.75	74,856.25	54.73	61,912.35	0.00	61,912.35
01 2210 151 000	IMPR OF INSTR - ADD'L COMP PROF DIST	259.44	27.80	194.60	75.01	64.84	0.00	64.84
01 2210 211 000	IMPR OF INSTR - GROUP INS PROF DIST	27,443.38	2,286.84	16,007.88	58.33	11,435.50	0.00	11,435.50
01 2210 221 000	IMPR OF INSTR - SOC SEC PROF DIST	9,670.91	802.56	5,617.92	58.09	4,052.99	0.00	4,052.99
01 2210 231 000	IMPR OF INSTR - RETIREMENT PROF DIST	9,704.98	785.99	5,501.93	56.69	4,203.05	0.00	4,203.05
01 2210 237 000	IMPR OF INSTR - INCR RET CONTR DIST	3,337.72	270.32	1,892.24	56.69	1,445.48	0.00	1,445.48
01 2210 281 000	IMPR OF INSTR - HEALTH BEN PROF DIST	0.00	0.00	0.00	0.00	0.00	0.00	0.00
01 2210 580 000	IMPR OF INSTR - TRAVEL & MILEAGE	1,500.00	412.72	1,226.23	81.75	273.77	0.00	273.77
01 2210 610 000	IMPR OF INSTR - SUPPLIES	500.00	0.00	0.00	0.00	500.00	0.00	500.00
01 2210 810 000	IMPR OF INSTR - DUES & FEES	0.00	0.00	0.00	0.00	0.00	0.00	0.00
2210	IMPROVEMENT OF INSTRUCTION	189,185.03	15,279.98	105,297.05	55.66	83,887.98	0.00	83,887.98
2212	INST STAFF TRNG AND CURR DEV							
01 2212 111 000	INST & CURR DEV - SALARIES TEACHERS DIST	5,584.26	82.41	1,230.13	22.03	4,354.13	0.00	4,354.13
01 2212 111 001	INST & CURR DEV - SALARIES TEACHERS HS	16,090.52	212.87	6,728.41	41.82	9,362.11	0.00	9,362.11
01 2212 111 002	INST & CURR DEV - SALARIES TEACHERS BE	15,718.96	164.84	6,826.32	43.43	8,892.64	0.00	8,892.64
01 2212 111 003	INST & CURR DEV - SALARIES TEACHERS PC	17,021.65	192.29	6,964.23	40.91	10,057.42	0.00	10,057.42
01 2212 111 004	INST & CURR DEV - SALARIES TEACHERS HE	16,577.16	137.35	5,894.11	35.56	10,683.05	0.00	10,683.05
01 2212 111 005	INST & CURR DEV - SALARIES TEACHERS BMS	10,718.96	109.89	5,277.41	49.23	5,441.55	0.00	5,441.55
01 2212 111 006	INST & CURR DEV - SALARIES TEACHERS AP	15,674.91	109.88	7,827.69	49.94	7,847.22	0.00	7,847.22
01 2212 111 007	INST & CURR DEV - SALARIES TEACHERS SE	11,140.41	27.47	5,469.17	49.09	5,671.24	0.00	5,671.24
01 2212 111 008	INST & CURR DEV - SALARIES TEACHERS BSMS	13,674.25	123.62	6,553.62	47.93	7,120.63	0.00	7,120.63
01 2212 123 001	INST & CURR DEV - SUB TEACHERS HS	14,621.30	825.00	6,352.50	43.45	8,268.80	0.00	8,268.80
01 2212 123 002	INST & CURR DEV - SUB TEACHERS BE	7,565.67	495.00	1,567.50	20.72	5,998.17	0.00	5,998.17
01 2212 123 003	INST & CURR DEV - SUB TEACHERS PC	9,520.84	907.50	4,702.50	49.39	4,818.34	0.00	4,818.34
01 2212 123 004	INST & CURR DEV - SUB TEACHERS HE	6,885.61	495.00	2,677.08	38.88	4,208.53	0.00	4,208.53
01 2212 123 005	INST & CURR DEV - SUB TEACHERS BMS	7,055.63	1,155.00	2,970.00	42.09	4,085.63	0.00	4,085.63
01 2212 123 006	INST & CURR DEV - SUB TEACHERS AP	0.00	0.00	0.00	0.00	0.00	0.00	0.00
01 2212 123 007	INST & CURR DEV - SUB TEACHERS SE	0.00	0.00	0.00	0.00	0.00	0.00	0.00
01 2212 123 008	INST & CURR DEV - SUB TEACHERS BSMS	170.02	0.00	0.00	0.00	170.02	0.00	170.02
01 2212 221 000	INST & CURR DEV - SOC SEC TEACHERS DIST	402.84	6.30	94.08	23.35	308.76	0.00	308.76
01 2212 221 001	INST & CURR DEV - SOC SEC TEACHERS HS	1,160.87	16.30	514.89	44.35	645.98	0.00	645.98
01 2212 221 002	INST & CURR DEV - SOC SEC TEACHERS BE	773.23	12.63	522.39	67.56	250.84	0.00	250.84
01 2212 221 003	INST & CURR DEV - SOC SEC TEACHERS PC	1,227.70	14.70	532.87	43.40	694.83	0.00	694.83
01 2212 221 004	INST & CURR DEV - SOC SEC TEACHERS HE	1,195.40	10.53	451.19	37.74	744.21	0.00	744.21
01 2212 221 005	INST & CURR DEV - SOC SEC TEACHERS BMS	773.36	8.41	403.83	52.22	369.53	0.00	369.53
01 2212 221 006	INST & CURR DEV - SOC SEC TEACHERS AP	625.85	8.43	598.91	95.70	26.94	0.00	26.94
01 2212 221 007	INST & CURR DEV - SOC SEC TEACHERS SE	803.46	2.10	418.37	52.07	385.09	0.00	385.09
01 2212 221 008	INST & CURR DEV - SOC SEC TEACHERS BSMS	842.05	9.40	501.18	59.52	340.87	0.00	340.87
01 2212 223 001	INST & CURR DEV - SOC SEC SUB TCHRS HS	1,150.89	63.12	486.02	42.23	664.87	0.00	664.87
01 2212 223 002	INST & CURR DEV - SOC SEC SUB TCHRS BE	595.52	37.86	120.02	20.15	475.50	0.00	475.50
01 2212 223 003	INST & CURR DEV - SOC SEC SUB TCHRS PC	749.46	69.42	359.79	48.01	389.67	0.00	389.67
01 2212 223 004	INST & CURR DEV - SOC SEC SUB TCHRS HE	542.01	37.86	204.84	37.79	337.17	0.00	337.17
01 2212 223 005	INST & CURR DEV - SOC SEC SUB TCHRS BMS	555.29	88.37	227.27	40.93	328.02	0.00	328.02
01 2212 223 006	INST & CURR DEV - SOC SEC SUB TCHRS AP	0.00	0.00	0.00	0.00	0.00	0.00	0.00
01 2212 223 007	INST & CURR DEV - SOC SEC SUB TCHRS SE	0.00	0.00	0.00	0.00	0.00	0.00	0.00
01 2212 223 008	INST & CURR DEV - SOC SEC SUB TCHRS BSMS	13.38	0.00	0.00	0.00	13.38	0.00	13.38
01 2212 230 001	RETIREMENT NON-INSTR HS	0.00	0.00	0.00	0.00	0.00	0.00	0.00
01 2212 231 000	INST & CURR DEV - RETIREMENT TEACHERS	363.35	6.06	90.39	24.88	272.96	0.00	272.96
01 2212 231 001	INST & CURR DEV - RETIREMENT TCHRS HS	1,031.67	15.64	494.52	47.93	537.15	0.00	537.15
01 2212 231 002	INST & CURR DEV - RETIREMENT TCHRS BE	694.41	12.12	501.68	72.25	192.73	0.00	192.73
01 2212 231 003	INST & CURR DEV - RETIREMENT TCHRS PC	1,113.33	14.16	511.88	45.98	601.45	0.00	601.45
01 2212 231 004	INST & CURR DEV - RETIREMENT TCHRS HE	1,145.77	10.10	433.26	37.81	712.51	0.00	712.51

Account Number	Account Description	Revised Budget	Expended During Month	Expenditures to Date	% of Budget	Balance at EOM	P/ O Outstanding	Unencumbered Balance
01 2212 890 003	INST & CURR DEV - OTHER MISC PC	0.00	283.91	283.91	0.00	(283.91)	0.00	(283.91)
01 2212 890 004	INST & CURR DEV - OTHER MISC HE	0.00	0.00	0.00	0.00	0.00	0.00	0.00
01 2212 890 005	INST & CURR DEV - OTHER MISC BMS	0.00	0.00	0.00	0.00	0.00	0.00	0.00
01 2212 890 006	INST & CURR DEV - OTHER MISC AP	0.00	0.00	0.00	0.00	0.00	0.00	0.00
01 2212 890 007	INST & CURR DEV - OTHER MISC SE	0.00	0.00	0.00	0.00	0.00	0.00	0.00
01 2212 890 008	INST & CURR DEV - OTHER MISC BSMS	0.00	0.00	0.00	0.00	0.00	0.00	0.00
2212	INST STAFF TRNG AND CURR DEV	291,960.92	8,199.99	116,879.72	41.89	175,081.20	5,420.20	169,661.00
2213	INSTRUCTIONAL STAFF TRAINING							
01 2213 111 000	INST STAFF TRNG - SALARIES PROF STAFF DIST	96,834.41	7,478.26	52,347.82	54.06	44,486.59	0.00	44,486.59
01 2213 151 000	INST STAFF TRNG - ADD'L COMP PROF STAFF	185.21	19.35	135.45	73.13	49.76	0.00	49.76
01 2213 211 000	INST STAFF TRNG - GROUP INS TEACHERS/PROF	11,003.96	851.82	5,962.74	54.19	5,041.22	0.00	5,041.22
01 2213 221 000	INST STAFF TRNG - SOC SEC TEACHERS/PROF	6,998.85	573.08	4,011.52	57.32	2,987.33	0.00	2,987.33
01 2213 231 000	INST STAFF TRNG - RETIREMENT TEACHERS/PROF	6,928.25	549.65	3,847.55	55.53	3,080.70	0.00	3,080.70
01 2213 237 000	INST STAFF TRNG - INCR RET CONTR	2,382.76	189.04	1,323.25	55.53	1,059.51	0.00	1,059.51
01 2213 251 000	INST STAFF TRNG - TUITION REIMB TCHRS DIST	1,000.00	0.00	0.00	0.00	1,000.00	0.00	1,000.00
01 2213 251 001	INST STAFF TRNG - TUITION REIMB TCHRS HS	5,500.00	0.00	1,523.58	27.70	3,976.42	0.00	3,976.42
01 2213 251 002	INST STAFF TRNG - TUITION REIMB TCHRS BE	3,500.00	0.00	904.35	25.84	2,595.65	0.00	2,595.65
01 2213 251 003	INST STAFF TRNG - TUITION REIMB TCHRS PC	3,500.00	567.75	917.22	26.21	2,582.78	0.00	2,582.78
01 2213 251 004	INST STAFF TRNG - TUITION REIMB TCHRS HE	3,500.00	567.75	1,523.58	43.53	1,976.42	0.00	1,976.42
01 2213 251 005	INST STAFF TRNG - TUITION REIMB TCHRS BMS	5,500.00	567.75	1,135.50	20.65	4,364.50	0.00	4,364.50
01 2213 251 006	INST STAFF TRNG - TUITION REIMB TCHRS AP	3,500.00	232.65	1,265.70	36.16	2,234.30	0.00	2,234.30
01 2213 251 007	INST STAFF TRNG - TUITION REIMB TCHRS SE	3,500.00	0.00	867.29	24.78	2,632.71	0.00	2,632.71
01 2213 251 008	INST STAFF TRNG - TUITION REIMB TCHRS BSMS	5,500.00	533.61	1,489.44	27.08	4,010.56	0.00	4,010.56
01 2213 281 000	INST STAFF TRNG - HEALTH BEN TEACHERS	0.00	0.00	0.00	0.00	0.00	0.00	0.00
2213	INSTRUCTIONAL STAFF TRAINING	159,333.44	12,130.71	77,254.99	48.49	82,078.45	0.00	82,078.45
2220	SCHOOL LIBRARY SERVICES							
01 2220 111 001	LIBRARY - SALARIES TEACHERS HS	84,944.75	6,434.50	45,041.50	53.02	39,903.25	0.00	39,903.25
01 2220 111 002	LIBRARY - SALARIES TEACHERS BE	68,288.91	5,299.00	37,093.00	54.32	31,195.91	0.00	31,195.91
01 2220 111 003	LIBRARY - SALARIES TEACHERS PC	87,026.72	6,592.21	46,145.47	53.02	40,881.25	0.00	40,881.25
01 2220 111 004	LIBRARY - SALARIES TEACHERS HE	69,954.50	5,425.17	37,976.19	54.29	31,978.31	0.00	31,978.31
01 2220 111 005	LIBRARY - SALARIES TEACHERS BMS	37,898.80	2,854.52	19,981.64	52.72	17,917.16	0.00	17,917.16
01 2220 111 006	LIBRARY - SALARIES TEACHERS AP	74,118.45	5,740.58	40,184.06	54.22	33,934.39	0.00	33,934.39
01 2220 111 007	LIBRARY - SALARIES TEACHERS SE	69,954.50	5,740.58	40,184.06	57.44	29,770.44	0.00	29,770.44
01 2220 111 008	LIBRARY - SALARIES TEACHERS BSMS	37,898.80	2,854.52	19,981.64	52.72	17,917.16	0.00	17,917.16
01 2220 112 002	LIBRARY - SALARIES INSTR AIDES BE	19,043.72	2,101.24	10,241.23	53.78	8,802.49	0.00	8,802.49
01 2220 112 003	LIBRARY - SALARIES INSTR AIDES PC	20,285.21	1,470.84	10,873.66	53.60	9,411.55	0.00	9,411.55
01 2220 112 004	LIBRARY - SALARIES INSTR AIDES HE	19,636.43	1,927.29	11,064.80	56.35	8,571.63	0.00	8,571.63
01 2220 112 005	LIBRARY - SALARIES INSTR AIDES BMS	15,249.52	1,038.02	7,030.18	46.10	8,219.34	0.00	8,219.34
01 2220 112 006	LIBRARY - SALARIES INSTR AIDES AP	24,051.65	1,803.75	12,011.26	49.94	12,040.39	0.00	12,040.39
01 2220 112 007	LIBRARY - SALARIES INSTR AIDES SE	27,077.61	1,730.56	13,905.87	51.36	13,171.74	0.00	13,171.74
01 2220 112 008	LIBRARY - SALARIES INSTR AIDES BSMS	15,136.10	1,038.00	7,030.15	46.45	8,105.95	0.00	8,105.95
01 2220 122 001	LIBRARY - SUB AIDES HS	0.00	0.00	0.00	0.00	0.00	0.00	0.00
01 2220 122 002	LIBRARY - SUB AIDES BE	333.28	0.00	104.00	31.20	229.28	0.00	229.28
01 2220 122 003	LIBRARY - SUB AIDES PC	2,370.38	491.68	2,015.20	85.02	355.18	0.00	355.18
01 2220 122 004	LIBRARY - SUB AIDES HE	0.00	428.32	2,722.21	0.00	(2,722.21)	0.00	(2,722.21)
01 2220 122 005	LIBRARY - SUB AIDES BMS	0.00	0.00	166.40	0.00	(166.40)	0.00	(166.40)
01 2220 122 006	LIBRARY - SUB AIDES AP	214.97	0.00	97.92	45.55	117.05	0.00	117.05
01 2220 122 007	LIBRARY - SUB AIDES SE	0.00	64.48	366.40	0.00	(366.40)	0.00	(366.40)
01 2220 123 001	LIBRARY - SUB TEACHERS HS	1,360.12	412.50	1,485.00	109.18	(124.88)	0.00	(124.88)
01 2220 123 002	LIBRARY - SUB TEACHERS BE	510.05	0.00	1,155.00	226.45	(644.95)	0.00	(644.95)
01 2220 123 003	LIBRARY - SUB TEACHERS PC	2,278.09	82.50	1,485.00	65.19	793.09	0.00	793.09
01 2220 123 004	LIBRARY - SUB TEACHERS HE	595.05	165.00	1,072.50	180.24	(477.45)	0.00	(477.45)
01 2220 123 005	LIBRARY - SUB TEACHERS BMS	3,230.29	0.00	990.00	30.65	2,240.29	0.00	2,240.29
01 2220 123 006	LIBRARY - SUB TEACHERS AP	5,185.46	0.00	1,650.00	31.82	3,535.46	0.00	3,535.46

Account Number	Account Description	Revised Budget	Expended During Month	Expenditures to Date	% of Budget	Balance at EOM	P/ O Outstanding	Unencumbered Balance
01 2220 123 007	LIBRARY - SUB TEACHERS SE	1,190.11	0.00	495.00	41.59	695.11	0.00	695.11
01 2220 123 008	LIBRARY - SUB TEACHERS BSMS	0.00	0.00	0.00	0.00	0.00	0.00	0.00
01 2220 151 001	LIBRARY - ADD'L COMP TEACHERS HS	162.47	16.73	117.11	72.08	45.36	0.00	45.36
01 2220 151 002	LIBRARY - ADD'L COMP TEACHERS BE	130.61	13.78	96.46	73.85	34.15	0.00	34.15
01 2220 151 003	LIBRARY - ADD'L COMP TEACHERS PC	166.45	17.14	119.98	72.08	46.47	0.00	46.47
01 2220 151 004	LIBRARY - ADD'L COMP TEACHERS HE	173.99	14.11	98.77	56.77	75.22	0.00	75.22
01 2220 151 005	LIBRARY - ADD'L COMP TEACHERS BMS	72.03	6.15	43.05	59.77	28.98	0.00	28.98
01 2220 151 006	LIBRARY - ADD'L COMP TEACHERS AP	180.72	14.93	104.51	57.83	76.21	0.00	76.21
01 2220 151 007	LIBRARY - ADD'L COMP TEACHERS SE	133.80	14.93	104.51	78.11	29.29	0.00	29.29
01 2220 151 008	LIBRARY - ADD'L COMP TEACHERS BSMS	0.00	6.15	43.05	0.00	(43.05)	0.00	(43.05)
01 2220 152 002	LIBRARY - ADD'L COMP AIDES BE	0.00	11.65	56.36	0.00	(56.36)	0.00	(56.36)
01 2220 152 003	LIBRARY - ADD'L COMP AIDES PC	20.09	0.00	0.00	0.00	20.09	0.00	20.09
01 2220 152 004	LIBRARY - ADD'L COMP AIDES HE	0.00	0.00	15.27	0.00	(15.27)	0.00	(15.27)
01 2220 152 006	LIBRARY - ADD'L COMP AIDES AP	0.00	0.00	0.00	0.00	0.00	0.00	0.00
01 2220 152 007	LIBRARY - ADD'L COMP AIDES SE	43.16	5.36	37.52	86.93	5.64	0.00	5.64
01 2220 211 001	LIBRARY - GROUP INS TEACHERS HS	27,443.38	2,286.84	16,007.88	58.33	11,435.50	0.00	11,435.50
01 2220 211 002	LIBRARY - GROUP INS TEACHERS BE	27,443.38	2,286.84	16,007.88	58.33	11,435.50	0.00	11,435.50
01 2220 211 003	LIBRARY - GROUP INS TEACHERS PC	9,567.80	740.05	5,180.35	54.14	4,387.45	0.00	4,387.45
01 2220 211 004	LIBRARY - GROUP INS TEACHERS HE	27,205.15	2,286.84	16,007.88	58.84	11,197.27	0.00	11,197.27
01 2220 211 005	LIBRARY - GROUP INS TEACHERS BMS	36.23	2.60	18.20	50.23	18.03	0.00	18.03
01 2220 211 006	LIBRARY - GROUP INS TEACHERS AP	27,443.38	2,286.84	16,007.88	58.33	11,435.50	0.00	11,435.50
01 2220 211 007	LIBRARY - GROUP INS TEACHERS SE	24,394.98	1,971.78	13,802.46	56.58	10,592.52	0.00	10,592.52
01 2220 211 008	LIBRARY - GROUP INS TEACHERS BSMS	36.23	2.60	18.20	50.23	18.03	0.00	18.03
01 2220 212 002	LIBRARY - GROUP INS AIDES BE	45.43	6.28	33.48	73.70	11.95	0.00	11.95
01 2220 212 003	LIBRARY - GROUP INS AIDES PC	71.63	5.20	20.80	29.04	50.83	0.00	50.83
01 2220 212 004	LIBRARY - GROUP INS AIDES HE	71.63	5.20	36.40	50.82	35.23	0.00	35.23
01 2220 212 005	LIBRARY - GROUP INS AIDES BMS	32.57	2.60	18.20	55.88	14.37	0.00	14.37
01 2220 212 006	LIBRARY - GROUP INS AIDES AP	71.63	0.00	0.00	0.00	71.63	0.00	71.63
01 2220 212 007	LIBRARY - GROUP INS AIDES SE	67.98	4.12	34.12	50.19	33.86	0.00	33.86
01 2220 212 008	LIBRARY - GROUP INS AIDES BSMS	32.27	2.60	18.20	56.40	14.07	0.00	14.07
01 2220 221 001	LIBRARY - SOC SEC TEACHERS HS	6,004.10	482.43	3,377.03	56.25	2,627.07	0.00	2,627.07
01 2220 221 002	LIBRARY - SOC SEC TEACHERS BE	4,786.20	396.88	2,778.12	58.04	2,008.08	0.00	2,008.08
01 2220 221 003	LIBRARY - SOC SEC TEACHERS PC	6,026.16	480.88	3,373.78	55.99	2,652.38	0.00	2,652.38
01 2220 221 004	LIBRARY - SOC SEC TEACHERS HE	5,214.96	396.35	2,774.42	53.20	2,440.54	0.00	2,440.54
01 2220 221 005	LIBRARY - SOC SEC TEACHERS BMS	2,972.74	237.00	1,659.01	55.81	1,313.73	0.00	1,313.73
01 2220 221 006	LIBRARY - SOC SEC TEACHERS AP	4,244.23	430.75	3,015.25	71.04	1,228.98	0.00	1,228.98
01 2220 221 007	LIBRARY - SOC SEC TEACHERS SE	4,945.83	415.98	2,911.86	58.88	2,033.97	0.00	2,033.97
01 2220 221 008	LIBRARY - SOC SEC TEACHERS BSMS	2,972.76	237.00	1,659.01	55.81	1,313.75	0.00	1,313.75
01 2220 222 002	LIBRARY - SOC SEC AIDES BE	1,039.52	161.64	795.76	76.55	243.76	0.00	243.76
01 2220 222 003	LIBRARY - SOC SEC AIDES PC	1,291.37	150.13	986.00	76.35	305.37	0.00	305.37
01 2220 222 004	LIBRARY - SOC SEC AIDES HE	1,416.84	180.20	1,055.86	74.52	360.98	0.00	360.98
01 2220 222 005	LIBRARY - SOC SEC AIDES BMS	739.45	79.40	550.52	74.45	188.93	0.00	188.93
01 2220 222 006	LIBRARY - SOC SEC AIDES AP	1,391.54	138.00	926.37	66.57	465.17	0.00	465.17
01 2220 222 007	LIBRARY - SOC SEC AIDES SE	1,597.24	137.74	1,094.69	68.54	502.55	0.00	502.55
01 2220 222 008	LIBRARY - SOC SEC AIDES BSMS	731.37	79.41	537.81	73.53	193.56	0.00	193.56
01 2220 223 001	LIBRARY - SOC SEC SUB TEACHERS HS	107.04	31.56	113.60	106.13	(6.56)	0.00	(6.56)
01 2220 223 002	LIBRARY - SOC SEC SUB TEACHERS BE	40.15	0.00	88.36	220.07	(48.21)	0.00	(48.21)
01 2220 223 003	LIBRARY - SOC SEC SUB TEACHERS PC	179.29	6.30	113.58	63.35	65.71	0.00	65.71
01 2220 223 004	LIBRARY - SOC SEC SUB TEACHERS HE	46.85	12.62	82.04	175.11	(35.19)	0.00	(35.19)
01 2220 223 005	LIBRARY - SOC SEC SUB TEACHERS BMS	254.21	0.00	75.74	29.79	178.47	0.00	178.47
01 2220 223 006	LIBRARY - SOC SEC SUB TEACHERS AP	408.12	0.00	126.23	30.93	281.89	0.00	281.89
01 2220 223 007	LIBRARY - SOC SEC SUB TEACHERS SE	93.76	0.00	37.88	40.40	55.88	0.00	55.88
01 2220 223 008	LIBRARY - SOC SEC SUB TEACHERS BSMS	0.00	0.00	0.00	0.00	0.00	0.00	0.00
01 2220 231 001	LIBRARY - RETIREMENT TEACHERS HS	6,077.55	472.94	3,310.58	54.47	2,766.97	0.00	2,766.97
01 2220 231 002	LIBRARY - RETIREMENT TEACHERS BE	4,885.88	389.48	2,726.36	55.80	2,159.52	0.00	2,159.52

Account Number	Account Description	Revised Budget	Expended During Month	Expenditures to Date	% of Budget	Balance at EOM	P/ O Outstanding	Unencumbered Balance
01 2220 231 003	LIBRARY - RETIREMENT TEACHERS PC	6,226.48	484.53	3,391.71	54.47	2,834.77	0.00	2,834.77
01 2220 231 004	LIBRARY - RETIREMENT TEACHERS HE	5,005.04	398.75	2,791.25	55.77	2,213.79	0.00	2,213.79
01 2220 231 005	LIBRARY - RETIREMENT TEACHERS BMS	2,706.14	209.81	1,468.67	54.27	1,237.47	0.00	1,237.47
01 2220 231 006	LIBRARY - RETIREMENT TEACHERS AP	5,302.92	421.93	2,953.51	55.70	2,349.41	0.00	2,349.41
01 2220 231 007	LIBRARY - RETIREMENT TEACHERS SE	5,005.02	421.93	2,953.53	59.01	2,051.49	0.00	2,051.49
01 2220 231 008	LIBRARY - RETIREMENT TEACHERS BSMS	2,706.18	209.81	1,468.67	54.27	1,237.51	0.00	1,237.51
01 2220 232 002	LIBRARY - RETIREMENT AIDES BE	1,011.85	154.44	752.74	74.39	259.11	0.00	259.11
01 2220 232 003	LIBRARY - RETIREMENT AIDES PC	1,101.96	108.11	609.29	55.29	492.67	0.00	492.67
01 2220 232 004	LIBRARY - RETIREMENT AIDES HE	1,404.93	141.65	807.29	57.46	597.64	0.00	597.64
01 2220 232 005	LIBRARY - RETIREMENT AIDES BMS	731.42	76.10	515.31	70.45	216.11	0.00	216.11
01 2220 232 006	LIBRARY - RETIREMENT AIDES AP	1,363.10	96.26	610.51	44.79	752.59	0.00	752.59
01 2220 232 007	LIBRARY - RETIREMENT AIDES SE	1,579.58	127.20	1,022.09	64.71	557.49	0.00	557.49
01 2220 232 008	LIBRARY - RETIREMENT AIDES BSMS	723.35	76.10	515.32	71.24	208.03	0.00	208.03
01 2220 233 001	LIBRARY - RETIREMENT SUB TEACHERS HS	0.00	0.00	0.00	0.00	0.00	0.00	0.00
01 2220 233 002	LIBRARY - RETIREMENT SUB TEACHERS BE	0.00	0.00	0.00	0.00	0.00	0.00	0.00
01 2220 233 003	LIBRARY - RETIREMENT SUB TEACHERS PC	13.27	0.00	6.07	45.74	7.20	0.00	7.20
01 2220 233 004	LIBRARY - RETIREMENT SUB TEACHERS HE	0.00	12.13	48.52	0.00	(48.52)	0.00	(48.52)
01 2220 233 005	LIBRARY - RETIREMENT SUB TEACHERS BMS	0.00	0.00	0.00	0.00	0.00	0.00	0.00
01 2220 233 006	LIBRARY - RETIREMENT SUB TEACHERS AP	218.92	0.00	109.15	49.86	109.77	0.00	109.77
01 2220 233 007	LIBRARY - RETIREMENT SUB TEACHERS SE	0.00	0.00	0.00	0.00	0.00	0.00	0.00
01 2220 233 008	LIBRARY - RETIREMENT SUB TEACHERS BSMS	0.00	0.00	0.00	0.00	0.00	0.00	0.00
01 2220 237 001	LIBRARY - INCR RET CONTR HS	2,090.18	162.65	1,138.55	54.47	951.63	0.00	951.63
01 2220 237 002	LIBRARY - INCR RET CONTR BE	2,028.31	187.07	1,196.54	58.99	831.77	0.00	831.77
01 2220 237 003	LIBRARY - INCR RET CONTR PC	2,524.97	203.82	1,378.11	54.58	1,146.86	0.00	1,146.86
01 2220 237 004	LIBRARY - INCR RET CONTR HE	2,204.53	190.03	1,254.30	56.90	950.23	0.00	950.23
01 2220 237 005	LIBRARY - INCR RET CONTR BMS	1,182.22	98.33	682.36	57.72	499.86	0.00	499.86
01 2220 237 006	LIBRARY - INCR RET CONTR AP	2,367.89	178.21	1,263.28	53.35	1,104.61	0.00	1,104.61
01 2220 237 007	LIBRARY - INCR RET CONTR SE	2,264.60	188.85	1,367.27	60.38	897.33	0.00	897.33
01 2220 237 008	LIBRARY - INCR RET CONTR BSMS	1,179.49	98.33	682.36	57.85	497.13	0.00	497.13
01 2220 281 001	LIBRARY - HEALTH BEN TEACHERS HS	0.00	0.00	0.00	0.00	0.00	0.00	0.00
01 2220 281 002	LIBRARY - HEALTH BEN TEACHERS BE	0.00	0.00	0.00	0.00	0.00	0.00	0.00
01 2220 281 003	LIBRARY - HEALTH BEN TEACHERS PC	901.60	111.77	782.39	86.78	119.21	0.00	119.21
01 2220 281 004	LIBRARY - HEALTH BEN TEACHERS HE	1,711.52	0.00	0.00	0.00	1,711.52	0.00	1,711.52
01 2220 281 005	LIBRARY - HEALTH BEN TEACHERS BMS	2,053.82	237.50	1,662.50	80.95	391.32	0.00	391.32
01 2220 281 006	LIBRARY - HEALTH BEN TEACHERS AP	0.00	0.00	0.00	0.00	0.00	0.00	0.00
01 2220 281 007	LIBRARY - HEALTH BEN TEACHERS SE	2,541.55	315.06	2,205.42	86.77	336.13	0.00	336.13
01 2220 281 008	LIBRARY - HEALTH BEN TEACHERS BSMS	2,116.69	237.50	1,662.50	78.54	454.19	0.00	454.19
01 2220 340 001	LIBRARY - OTHER PROF SERVICES HS	0.00	0.00	0.00	0.00	0.00	0.00	0.00
01 2220 340 002	LIBRARY - OTHER PROF SERVICES BE	0.00	0.00	0.00	0.00	0.00	0.00	0.00
01 2220 340 003	LIBRARY - OTHER PROF SERVICES PC	0.00	0.00	0.00	0.00	0.00	0.00	0.00
01 2220 340 004	LIBRARY - OTHER PROF SERVICES HE	0.00	0.00	0.00	0.00	0.00	0.00	0.00
01 2220 340 005	LIBRARY - OTHER PROF SERVICES BMS	0.00	0.00	0.00	0.00	0.00	0.00	0.00
01 2220 340 006	LIBRARY - OTHER PROF SERVICES AP	0.00	0.00	0.00	0.00	0.00	0.00	0.00
01 2220 340 007	LIBRARY - OTHER PROF SERVICES SE	0.00	0.00	0.00	0.00	0.00	0.00	0.00
01 2220 340 008	LIBRARY - OTHER PROF SERVICES BSMS	0.00	0.00	0.00	0.00	0.00	0.00	0.00
01 2220 350 001	LIBRARY - TECH SERVICES HS	0.00	0.00	0.00	0.00	0.00	0.00	0.00
01 2220 350 002	LIBRARY - TECH SERVICES BE	0.00	0.00	0.00	0.00	0.00	0.00	0.00
01 2220 350 003	LIBRARY - TECH SERVICES PC	0.00	0.00	0.00	0.00	0.00	0.00	0.00
01 2220 350 004	LIBRARY - TECH SERVICES HE	0.00	0.00	0.00	0.00	0.00	0.00	0.00
01 2220 350 005	LIBRARY - TECH SERVICES BMS	0.00	0.00	0.00	0.00	0.00	0.00	0.00
01 2220 350 006	LIBRARY - TECH SERVICES AP	0.00	0.00	0.00	0.00	0.00	0.00	0.00
01 2220 350 007	LIBRARY - TECH SERVICES SE	0.00	0.00	0.00	0.00	0.00	0.00	0.00
01 2220 350 008	LIBRARY - TECH SERVICES BSMS	0.00	0.00	0.00	0.00	0.00	0.00	0.00
01 2220 580 001	LIBRARY - TRAVEL & MILEAGE HS	100.00	0.00	0.00	0.00	100.00	0.00	100.00
01 2220 580 002	LIBRARY - TRAVEL & MILEAGE BE	100.00	0.00	0.00	0.00	100.00	0.00	100.00

Account Number	Account Description	Revised Budget	Expended During Month	Expenditures to Date	% of Budget	Balance at EOM	P/ O Outstanding	Unencumbered Balance
01 2220 580 003	LIBRARY - TRAVEL & MILEAGE PC	100.00	0.00	0.00	0.00	100.00	0.00	100.00
01 2220 580 004	LIBRARY - TRAVEL & MILEAGE HE	100.00	0.00	0.00	0.00	100.00	0.00	100.00
01 2220 580 005	LIBRARY - TRAVEL & MILEAGE BMS	100.00	0.00	0.00	0.00	100.00	0.00	100.00
01 2220 580 006	LIBRARY - TRAVEL & MILEAGE AP	100.00	0.00	0.00	0.00	100.00	0.00	100.00
01 2220 580 007	LIBRARY - TRAVEL & MILEAGE SE	100.00	0.00	0.00	0.00	100.00	0.00	100.00
01 2220 580 008	LIBRARY - TRAVEL & MILEAGE BSMS	100.00	0.00	0.00	0.00	100.00	0.00	100.00
01 2220 610 001	LIBRARY - SUPPLIES HS	500.00	0.00	874.20	174.84	(374.20)	0.00	(374.20)
01 2220 610 002	LIBRARY - SUPPLIES BE	500.00	0.00	447.99	89.60	52.01	0.00	52.01
01 2220 610 003	LIBRARY - SUPPLIES PC	500.00	0.00	406.82	109.60	93.18	141.17	(47.99)
01 2220 610 004	LIBRARY - SUPPLIES HE	500.00	0.00	55.77	24.15	444.23	64.99	379.24
01 2220 610 005	LIBRARY - SUPPLIES BMS	500.00	101.64	435.78	87.16	64.22	0.00	64.22
01 2220 610 006	LIBRARY - SUPPLIES AP	500.00	0.00	155.25	31.05	344.75	0.00	344.75
01 2220 610 007	LIBRARY - SUPPLIES SE	500.00	0.00	93.01	18.60	406.99	0.00	406.99
01 2220 610 008	LIBRARY - SUPPLIES BSMS	500.00	144.43	537.30	107.46	(37.30)	0.00	(37.30)
01 2220 640 001	LIBRARY - BOOKS & PER HS	5,000.00	0.00	1,535.32	30.71	3,464.68	0.00	3,464.68
01 2220 640 002	LIBRARY - BOOKS & PER BE	5,000.00	339.97	3,958.21	79.31	1,041.79	7.07	1,034.72
01 2220 640 003	LIBRARY - BOOKS & PER PC	5,000.00	560.96	5,245.49	116.14	(245.49)	561.31	(806.80)
01 2220 640 004	LIBRARY - BOOKS & PER HE	5,000.00	0.00	480.25	9.61	4,519.75	0.00	4,519.75
01 2220 640 005	LIBRARY - BOOKS & PER BMS	5,000.00	194.13	2,120.88	56.60	2,879.12	708.99	2,170.13
01 2220 640 006	LIBRARY - BOOKS & PER AP	5,000.00	132.24	3,975.27	79.97	1,024.73	23.41	1,001.32
01 2220 640 007	LIBRARY - BOOKS & PER SE	5,000.00	46.56	3,285.10	65.70	1,714.90	0.00	1,714.90
01 2220 640 008	LIBRARY - BOOKS & PER BSMS	5,000.00	0.00	2,813.10	90.41	2,186.90	1,707.55	479.35
01 2220 650 001	LIBRARY - SUPPLIES TECH-REL HS	250.00	0.00	44.97	17.99	205.03	0.00	205.03
01 2220 650 002	LIBRARY - SUPPLIES TECH-REL BE	250.00	0.00	0.00	0.00	250.00	0.00	250.00
01 2220 650 003	LIBRARY - SUPPLIES TECH-REL PC	250.00	0.00	0.00	0.00	250.00	0.00	250.00
01 2220 650 004	LIBRARY - SUPPLIES TECH-REL HE	250.00	0.00	0.00	0.00	250.00	0.00	250.00
01 2220 650 005	LIBRARY - SUPPLIES TECH-REL BMS	250.00	0.00	34.88	13.95	215.12	0.00	215.12
01 2220 650 006	LIBRARY - SUPPLIES TECH-REL AP	250.00	0.00	0.00	0.00	250.00	0.00	250.00
01 2220 650 007	LIBRARY - SUPPLIES TECH-REL SE	250.00	0.00	91.65	36.66	158.35	0.00	158.35
01 2220 650 008	LIBRARY - SUPPLIES TECH-REL BSMS	250.00	0.00	0.00	0.00	250.00	0.00	250.00
01 2220 733 001	LIBRARY - FURN & EQUIP HS	500.00	0.00	0.00	0.00	500.00	0.00	500.00
01 2220 733 002	LIBRARY - FURN & EQUIP BE	500.00	0.00	0.00	0.00	500.00	0.00	500.00
01 2220 733 003	LIBRARY - FURN & EQUIP PC	500.00	0.00	0.00	0.00	500.00	0.00	500.00
01 2220 733 004	LIBRARY - FURN & EQUIP HE	500.00	0.00	0.00	0.00	500.00	0.00	500.00
01 2220 733 005	LIBRARY - FURN & EQUIP BMS	500.00	0.00	0.00	530.48	500.00	2,652.39	(2,152.39)
01 2220 733 006	LIBRARY - FURN & EQUIP AP	500.00	0.00	0.00	0.00	500.00	0.00	500.00
01 2220 733 007	LIBRARY - FURN & EQUIP SE	500.00	0.00	0.00	0.00	500.00	0.00	500.00
01 2220 733 008	LIBRARY - FURN & EQUIP BSMS	500.00	0.00	138.59	27.72	361.41	0.00	361.41
01 2220 734 001	LIBRARY - HARDWARE HS	0.00	0.00	0.00	0.00	0.00	0.00	0.00
01 2220 734 002	LIBRARY - HARDWARE BE	0.00	0.00	0.00	0.00	0.00	0.00	0.00
01 2220 734 003	LIBRARY - HARDWARE PC	0.00	0.00	0.00	0.00	0.00	0.00	0.00
01 2220 734 004	LIBRARY - HARDWARE HE	0.00	0.00	0.00	0.00	0.00	0.00	0.00
01 2220 734 005	LIBRARY - HARDWARE BMS	0.00	0.00	0.00	0.00	0.00	0.00	0.00
01 2220 734 006	LIBRARY - HARDWARE AP	0.00	0.00	0.00	0.00	0.00	0.00	0.00
01 2220 734 007	LIBRARY - HARDWARE SE	0.00	0.00	0.00	0.00	0.00	0.00	0.00
01 2220 734 008	LIBRARY - HARDWARE BSMS	0.00	0.00	0.00	0.00	0.00	0.00	0.00
01 2220 735 001	LIBRARY - SOFTWARE HS	2,000.00	0.00	839.54	41.98	1,160.46	0.00	1,160.46
01 2220 735 002	LIBRARY - SOFTWARE BE	2,000.00	0.00	257.77	12.89	1,742.23	0.00	1,742.23
01 2220 735 003	LIBRARY - SOFTWARE PC	2,000.00	0.00	257.77	12.89	1,742.23	0.00	1,742.23
01 2220 735 004	LIBRARY - SOFTWARE HE	2,000.00	0.00	257.78	12.89	1,742.22	0.00	1,742.22
01 2220 735 005	LIBRARY - SOFTWARE BMS	3,000.00	0.00	257.78	8.59	2,742.22	0.00	2,742.22
01 2220 735 006	LIBRARY - SOFTWARE AP	2,000.00	0.00	292.78	14.64	1,707.22	0.00	1,707.22
01 2220 735 007	LIBRARY - SOFTWARE SE	2,000.00	0.00	356.78	17.84	1,643.22	0.00	1,643.22
01 2220 735 008	LIBRARY - SOFTWARE BSMS	3,000.00	0.00	257.78	8.59	2,742.22	0.00	2,742.22
01 2220 810 001	LIBRARY - DUES & FEES HS	1,500.00	0.00	738.50	49.23	761.50	0.00	761.50

Account Number	Account Description	Revised Budget	Expended During Month	Expenditures to Date	% of Budget	Balance at EOM	P/ O Outstanding	Unencumbered Balance
01 2220 810 002	LIBRARY - DUES & FEES BE	1,500.00	35.00	738.49	49.23	761.51	0.00	761.51
01 2220 810 003	LIBRARY - DUES & FEES PC	1,500.00	120.00	1,078.50	71.90	421.50	0.00	421.50
01 2220 810 004	LIBRARY - DUES & FEES HE	1,500.00	0.00	562.50	37.50	937.50	0.00	937.50
01 2220 810 005	LIBRARY - DUES & FEES BMS	1,500.00	0.00	697.50	46.50	802.50	0.00	802.50
01 2220 810 006	LIBRARY - DUES & FEES AP	1,500.00	0.00	738.50	49.23	761.50	0.00	761.50
01 2220 810 007	LIBRARY - DUES & FEES SE	1,500.00	0.00	706.50	47.10	793.50	0.00	793.50
01 2220 810 008	LIBRARY - DUES & FEES BSMS	1,500.00	0.00	880.50	58.70	619.50	0.00	619.50
01 2220 890 001	LIBRARY - OTHER MISC HS	0.00	0.00	0.00	0.00	0.00	0.00	0.00
01 2220 890 002	LIBRARY - OTHER MISC BE	0.00	0.00	0.00	0.00	0.00	0.00	0.00
01 2220 890 003	LIBRARY - OTHER MISC PC	0.00	0.00	0.00	0.00	0.00	0.00	0.00
01 2220 890 004	LIBRARY - OTHER MISC HE	0.00	0.00	0.00	0.00	0.00	0.00	0.00
01 2220 890 005	LIBRARY - OTHER MISC BMS	0.00	10.95	10.95	0.00	(10.95)	0.00	(10.95)
01 2220 890 006	LIBRARY - OTHER MISC AP	0.00	0.00	0.00	0.00	0.00	0.00	0.00
01 2220 890 007	LIBRARY - OTHER MISC SE	0.00	0.00	0.00	0.00	0.00	0.00	0.00
01 2220 890 008	LIBRARY - OTHER MISC BSMS	0.00	10.95	21.91	0.00	(21.91)	0.00	(21.91)
2220	SCHOOL LIBRARY SERVICES	1,031,415.15	77,467.97	561,748.59	55.03	469,666.56	5,866.88	463,799.68
2230	INSTR-RELATED TECHNOLOGY							
01 2230 111 000	TECHNOLOGY - SALARIES TEACHERS DIST	0.00	0.00	0.00	0.00	0.00	0.00	0.00
01 2230 114 000	TECHNOLOGY - SALARIES TECH STAFF DIST	344,245.62	25,798.25	189,021.13	54.91	155,224.49	0.00	155,224.49
01 2230 124 000	TECHNOLOGY - SUB TECH STAFF DIST	0.00	0.00	0.00	0.00	0.00	0.00	0.00
01 2230 134 000	TECHNOLOGY - OT SALARIES TECH STAFF DIST	2,601.77	177.10	1,056.00	40.59	1,545.77	0.00	1,545.77
01 2230 151 000	TECHNOLOGY - ADD'L COMP TEACHERS DIST	0.00	0.00	0.00	0.00	0.00	0.00	0.00
01 2230 154 000	TECHNOLOGY - ADD'L COMP TECH STAFF DIST	562.33	43.29	278.84	49.59	283.49	0.00	283.49
01 2230 211 000	TECHNOLOGY - GROUP INS TEACHERS DIST	0.00	0.00	0.00	0.00	0.00	0.00	0.00
01 2230 214 000	TECHNOLOGY - GROUP INS TECH STAFF DIST	38,703.85	3,574.05	25,629.06	66.22	13,074.79	0.00	13,074.79
01 2230 221 000	TECHNOLOGY - SOC SEC TEACHERS DIST	0.00	0.00	0.00	0.00	0.00	0.00	0.00
01 2230 224 000	TECHNOLOGY - SOC SEC TECH STAFF DIST	26,051.09	2,048.78	14,869.47	57.08	11,181.62	0.00	11,181.62
01 2230 231 000	TECHNOLOGY - RETIREMENT TEACHERS DIST	0.00	0.00	0.00	0.00	0.00	0.00	0.00
01 2230 234 000	TECHNOLOGY - RETIREMENT TECH STAFF DIST	24,668.53	1,907.67	13,660.71	55.38	11,007.82	0.00	11,007.82
01 2230 237 000	TECHNOLOGY - INCR RET CONTR DIST	8,483.94	656.07	4,698.13	55.38	3,785.81	0.00	3,785.81
01 2230 281 000	TECHNOLOGY - HEALTH BEN TEACHERS DIST	0.00	0.00	0.00	0.00	0.00	0.00	0.00
01 2230 284 000	TECHNOLOGY - HEALTH BEN TECH STAFF DIST	13,965.98	1,376.83	8,240.73	59.01	5,725.25	0.00	5,725.25
01 2230 580 000	TECHNOLOGY - TRAVEL & MILEAGE	2,500.00	274.03	1,391.96	55.68	1,108.04	0.00	1,108.04
01 2230 733 000	TECHNOLOGY - FURN & EQUIP	0.00	0.00	0.00	0.00	0.00	0.00	0.00
01 2230 810 000	TECHNOLOGY - DUES & FEES DIST	250.00	0.00	0.00	0.00	250.00	0.00	250.00
2230	INSTR-RELATED TECHNOLOGY	462,033.11	35,856.07	258,846.03	56.02	203,187.08	0.00	203,187.08
2240	STUDENT ASSESSMENT							
01 2240 110 000	STU ASSESS - SALARIES NON-INSTR DIST	0.00	0.00	0.00	0.00	0.00	0.00	0.00
01 2240 130 000	STU ASSESS - OT SALAIRES NON-INSTR DIST	0.00	0.00	0.00	0.00	0.00	0.00	0.00
01 2240 150 000	STU ASSESS - ADD'L COMP NON-INSTR DIST	0.00	0.00	0.00	0.00	0.00	0.00	0.00
01 2240 210 000	STU ASSESS - GROUP INS NON-INSTR DIST	0.00	0.00	0.00	0.00	0.00	0.00	0.00
01 2240 220 000	STU ASSESS - SOC SEC NON-INSTR DIST	0.00	0.00	0.00	0.00	0.00	0.00	0.00
01 2240 230 000	STU ASSESS - RETIREMENT NON-INSTR DIST	0.00	0.00	0.00	0.00	0.00	0.00	0.00
01 2240 237 000	STU ASSESS - INCR RET CONTR DIST	0.00	0.00	0.00	0.00	0.00	0.00	0.00
01 2240 280 000	STU ASSESS - HEALTH BEN NON-INSTR DIST	0.00	0.00	0.00	0.00	0.00	0.00	0.00
2240	STUDENT ASSESSMENT	0.00	0.00	0.00	0.00	0.00	0.00	0.00
2310	BOARD OF EDUCATION							
01 2310 314 000	BOARD OF ED - LOBBYIST FEES	0.00	0.00	0.00	0.00	0.00	0.00	0.00
01 2310 340 000	BOARD OF ED - OTHER PROF SERVICES	0.00	0.00	0.00	0.00	0.00	0.00	0.00
01 2310 521 000	BOARD OF ED - FIDELITY BOND PREMIUMS	0.00	0.00	0.00	0.00	0.00	0.00	0.00
01 2310 540 000	BOARD OF ED - ADVERTISING	8,000.00	970.02	3,102.06	38.78	4,897.94	0.00	4,897.94
01 2310 580 000	BOARD OF ED - TRAVEL & MILEAGE	0.00	0.00	0.00	0.00	0.00	0.00	0.00
01 2310 610 000	BOARD OF ED - SUPPLIES	1,000.00	0.00	720.00	72.00	280.00	0.00	280.00
01 2310 733 000	BOARD OF ED - FURN & EQUIP	500.00	0.00	0.00	0.00	500.00	0.00	500.00

Regular; Processing Month 03/2024

Account Number	Account Description	Revised Budget	Expended During Month	Expenditures to Date	% of Budget	Balance at EOM	P/ O Outstanding	Unencumbered Balance
01 2310 735 000	BOARD OF ED - SOFTWARE	20,000.00	0.00	6,230.00	31.15	13,770.00	0.00	13,770.00
01 2310 810 000	BOARD OF ED - DUES & FEES	24,000.00	0.00	14,037.46	58.49	9,962.54	0.00	9,962.54
01 2310 820 000	BOARD OF ED - JUDGEMENTS/SETTLEMENTS	0.00	0.00	3,098.00	0.00	(3,098.00)	0.00	(3,098.00)
01 2310 890 000	BOARD OF ED - OTHER MISC	0.00	0.00	501.74	0.00	(501.74)	0.00	(501.74)
2310	BOARD OF EDUCATION	53,500.00	970.02	27,689.26	51.76	25,810.74	0.00	25,810.74
2320	EXECUTIVE ADMINISTRATION							
01 2320 105 000	EXEC ADMIN - SALARY OF SUPERINTENDENT	225,000.00	18,797.67	131,583.69	58.48	93,416.31	0.00	93,416.31
01 2320 110 000	EXEC ADMIN - SALARIES NON-INSTR	63,355.02	4,736.13	34,479.31	54.42	28,875.71	0.00	28,875.71
01 2320 111 000	EXEC ADMIN - PROF STAFF SALARIES	320,455.71	26,189.58	183,327.06	57.21	137,128.65	0.00	137,128.65
01 2320 130 000	EXEC ADMIN - OT SALARIES NON-INSTR	2,221.83	0.00	812.67	36.58	1,409.16	0.00	1,409.16
01 2320 150 000	EXEC ADMIN - ADD'L COMP NON-INSTR	121.40	12.84	89.88	74.04	31.52	0.00	31.52
01 2320 151 000	EXEC ADMIN - ADD'L COMP PROF STAFF	637.62	68.10	476.70	74.76	160.92	0.00	160.92
01 2320 155 000	EXEC ADMIN - ADD'L COMP SUPT.	384.24	0.00	0.00	0.00	384.24	0.00	384.24
01 2320 210 000	EXEC ADMIN - GROUP INS NON-INSTR	71.63	5.20	36.40	50.82	35.23	0.00	35.23
01 2320 211 000	EXEC ADMIN - GROUP INS PROF STAFF	44,539.95	3,691.02	25,837.14	58.01	18,702.81	0.00	18,702.81
01 2320 215 000	EXEC ADMIN - GROUP INS SUPERINTENDENT	31,300.56	2,333.64	16,335.48	52.19	14,965.08	0.00	14,965.08
01 2320 220 000	EXEC ADMIN - SOC SEC NON-INSTR	5,194.49	399.13	2,957.59	56.94	2,236.90	0.00	2,236.90
01 2320 221 000	EXEC ADMIN - SOC SEC PROF STAFF	23,521.76	1,962.02	13,734.10	58.39	9,787.66	0.00	9,787.66
01 2320 225 000	EXEC ADMIN - SOC SEC SUPERINTENDENT	17,300.07	1,413.34	9,893.38	57.19	7,406.69	0.00	7,406.69
01 2320 230 000	EXEC ADMIN - RETIREMENT NON-INSTR	4,668.31	348.11	2,593.97	55.57	2,074.34	0.00	2,074.34
01 2320 231 000	EXEC ADMIN - RETIREMENT PROF STAFF	23,850.04	1,924.93	13,474.51	56.50	10,375.53	0.00	10,375.53
01 2320 235 000	EXEC ADMIN - RETIREMENT SUPERINTENDENT	17,388.63	1,378.13	9,646.91	55.48	7,741.72	0.00	7,741.72
01 2320 237 000	EXEC ADMIN - INCR RET CONTR	15,788.21	1,255.70	8,843.97	56.02	6,944.24	0.00	6,944.24
01 2320 280 000	EXEC ADMIN - HEALTH BEN NON-INSTR	4,107.64	475.00	3,325.00	80.95	782.64	0.00	782.64
01 2320 281 000	EXEC ADMIN - HEALTH BENEFITS PROF STAFF	3,172.45	315.06	2,205.42	69.52	967.03	0.00	967.03
01 2320 580 000	EXEC ADMIN - TRAVEL & MILEAGE	7,000.00	628.46	3,997.67	57.11	3,002.33	0.00	3,002.33
01 2320 610 000	EXEC ADMIN - SUPPLIES	1,000.00	174.88	996.47	99.65	3.53	0.00	3.53
01 2320 734 000	EXEC ADMIN - HARDWARE	0.00	0.00	0.00	0.00	0.00	0.00	0.00
01 2320 810 000	EXEC ADMIN - DUES & FEES	13,000.00	2,172.00	4,991.00	38.39	8,009.00	0.00	8,009.00
01 2320 890 000	EXEC ADMIN - OTHER MISC	0.00	0.00	1,026.09	0.00	(1,026.09)	94.95	(1,121.04)
2320	EXECUTIVE ADMINISTRATION	824,079.56	68,280.94	470,664.41	57.13	353,415.15	94.95	353,320.20
2330	DISTRICT LEGAL SERVICES							
01 2330 314 000	DISTRICT LEGAL SERVICES - LOBBYIST FEES	25,000.00	0.00	13,700.00	54.80	11,300.00	0.00	11,300.00
01 2330 317 000	DISTRICT LEGAL SERVICES	135,000.00	5,310.67	36,992.90	27.40	98,007.10	0.00	98,007.10
2330	DISTRICT LEGAL SERVICES	160,000.00	5,310.67	50,692.90	31.68	109,307.10	0.00	109,307.10
2410	OFFICE OF THE PRINCIPAL							
01 2410 110 001	OFF/PRINCIPAL - SALARIES NON-INSTR HS	114,976.95	9,610.64	65,595.39	57.05	49,381.56	0.00	49,381.56
01 2410 110 002	OFF/PRINCIPAL - SALARIES NON-INSTR BE	40,533.95	2,932.19	20,080.27	49.54	20,453.68	0.00	20,453.68
01 2410 110 003	OFF/PRINCIPAL - SALARIES NON-INSTR PC	151,450.33	12,265.91	85,114.19	56.20	66,336.14	0.00	66,336.14
01 2410 110 004	OFF/PRINCIPAL - SALARIES NON-INSTR HE	39,174.55	2,813.44	19,978.85	51.00	19,195.70	0.00	19,195.70
01 2410 110 005	OFF/PRINCIPAL - SALARIES NON-INSTR BMS	75,643.00	6,042.64	41,360.82	54.68	34,282.18	0.00	34,282.18
01 2410 110 006	OFF/PRINCIPAL - SALARIES NON-INSTR AP	43,943.23	3,095.42	21,237.23	48.33	22,706.00	0.00	22,706.00
01 2410 110 007	OFF/PRINCIPAL - SALARIES NON-INSTR SE	47,829.65	3,492.70	23,817.35	49.80	24,012.30	0.00	24,012.30
01 2410 110 008	OFF/PRINCIPAL - SALARIES NON-INSTR BSMS	74,473.21	5,670.68	39,558.13	53.12	34,915.08	0.00	34,915.08
01 2410 111 001	OFF/PRINCIPAL - SALARIES PRINCIPAL HS	295,200.21	23,934.50	167,541.50	56.76	127,658.71	0.00	127,658.71
01 2410 111 002	OFF/PRINCIPAL - SALARIES PRINCIPAL BE	103,839.06	8,060.42	56,422.94	54.34	47,416.12	0.00	47,416.12
01 2410 111 003	OFF/PRINCIPAL - SALARIES PRINCIPAL PC	107,275.95	8,258.33	57,808.31	53.89	49,467.64	0.00	49,467.64
01 2410 111 004	OFF/PRINCIPAL - SALARIES PRINCIPAL HE	99,805.72	8,083.33	56,583.31	56.69	43,222.41	0.00	43,222.41
01 2410 111 005	OFF/PRINCIPAL - SALARIES PRINCIPAL BMS	196,128.67	16,110.94	112,776.58	57.50	83,352.09	0.00	83,352.09
01 2410 111 006	OFF/PRINCIPAL - SALARIES PRINCIPAL AP	120,734.80	10,000.00	70,000.00	57.98	50,734.80	0.00	50,734.80
01 2410 111 007	OFF/PRINCIPAL - SALARIES PRINCIPAL SE	101,576.27	8,333.33	58,333.31	57.43	43,242.96	0.00	43,242.96
01 2410 111 008	OFF/PRINCIPAL - SALARIES PRINCIPAL BSMS	167,381.35	13,495.83	94,470.81	56.44	72,910.54	0.00	72,910.54
01 2410 120 001	OFF/PRINCIPAL - SUBS NON-INSTR HS	0.00	0.00	0.00	0.00	0.00	0.00	0.00
01 2410 120 002	OFF/PRINCIPAL - SUBS NON-INSTR BE	368.75	154.52	896.33	243.07	(527.58)	0.00	(527.58)

Account Number	Account Description	Revised Budget	Expended During Month	Expenditures to Date	% of Budget	Balance at EOM	P/ O Outstanding	Unencumbered Balance
01 2410 120 003	OFF/PRINCIPAL - SUBS NON-INSTR PC	563.13	0.00	110.60	19.64	452.53	0.00	452.53
01 2410 120 004	OFF/PRINCIPAL - SUBS NON-INSTR HE	327.40	7.88	86.88	26.54	240.52	0.00	240.52
01 2410 120 005	OFF/PRINCIPAL - SUBS NON-INSTR BMS	0.00	0.00	440.18	0.00	(440.18)	0.00	(440.18)
01 2410 120 006	OFF/PRINCIPAL - SUBS NON-INSTR AP	0.00	0.00	0.00	0.00	0.00	0.00	0.00
01 2410 120 007	OFF/PRINCIPAL - SUBS NON-INSTR SE	0.00	0.00	0.00	0.00	0.00	0.00	0.00
01 2410 120 008	OFF/PRINCIPAL - SUBS NON-INSTR BSMS	0.00	0.00	0.00	0.00	0.00	0.00	0.00
01 2410 130 001	OFF/PRINCIPAL - OT NON-INSTR HS	3,659.98	205.90	1,613.82	44.09	2,046.16	0.00	2,046.16
01 2410 130 002	OFF/PRINCIPAL - OT NON-INSTR BE	3,183.72	271.81	1,813.74	56.97	1,369.98	0.00	1,369.98
01 2410 130 003	OFF/PRINCIPAL - OT NON-INSTR PC	492.17	17.37	275.03	55.88	217.14	0.00	217.14
01 2410 130 004	OFF/PRINCIPAL - OT NON-INSTR HE	0.00	0.00	0.00	0.00	0.00	0.00	0.00
01 2410 130 005	OFF/PRINCIPAL - OT NON-INSTR BMS	2,196.89	21.49	1,295.49	58.97	901.40	0.00	901.40
01 2410 130 006	OFF/PRINCIPAL - OT NON-INSTR AP	1,861.92	188.38	1,510.11	81.10	351.81	0.00	351.81
01 2410 130 007	OFF/PRINCIPAL - OT NON-INSTR SE	3,229.26	309.10	2,175.76	67.38	1,053.50	0.00	1,053.50
01 2410 130 008	OFF/PRINCIPAL - OT NON-INSTR BSMS	3,505.75	63.23	1,738.48	49.59	1,767.27	0.00	1,767.27
01 2410 150 001	OFF/PRINCIPAL - ADD'L COMP NON-INSTR HS	208.69	21.88	153.16	73.39	55.53	0.00	55.53
01 2410 150 002	OFF/PRINCIPAL - ADD'L COMP NON-INSTR BE	60.67	6.48	45.36	74.77	15.31	0.00	15.31
01 2410 150 003	OFF/PRINCIPAL - ADD'L COMP NON-INSTR PC	172.97	30.60	214.20	123.84	(41.23)	0.00	(41.23)
01 2410 150 004	OFF/PRINCIPAL - ADD'L COMP NON-INSTR HE	62.48	6.66	46.62	74.62	15.86	0.00	15.86
01 2410 150 005	OFF/PRINCIPAL - ADD'L COMP NON-INSTR BMS	61.75	14.48	101.36	164.15	(39.61)	0.00	(39.61)
01 2410 150 006	OFF/PRINCIPAL - ADD'L COMP NON-INSTR AP	64.28	6.84	47.88	74.49	16.40	0.00	16.40
01 2410 150 007	OFF/PRINCIPAL - ADD'L COMP NON-INSTR SE	74.03	7.72	54.04	73.00	19.99	0.00	19.99
01 2410 150 008	OFF/PRINCIPAL - ADD'L COMP NON-INSTR BSMS	21.43	13.11	91.77	428.23	(70.34)	0.00	(70.34)
01 2410 151 001	OFF/PRINCIPAL - ADD'L COMP PRINCIPAL HS	591.16	62.22	435.54	73.68	155.62	0.00	155.62
01 2410 151 002	OFF/PRINCIPAL - ADD'L COMP PRINCIPAL BE	198.62	20.96	146.72	73.87	51.90	0.00	51.90
01 2410 151 003	OFF/PRINCIPAL - ADD'L COMP PRINCIPAL PC	263.68	21.47	150.29	57.00	113.39	0.00	113.39
01 2410 151 004	OFF/PRINCIPAL - ADD'L COMP PRINCIPAL HE	357.95	21.02	147.14	41.11	210.81	0.00	210.81
01 2410 151 005	OFF/PRINCIPAL - ADD'L COMP PRINCIPAL BMS	453.67	41.89	293.23	64.64	160.44	0.00	160.44
01 2410 151 006	OFF/PRINCIPAL - ADD'L COMP PRINCIPAL AP	247.91	26.00	182.00	73.41	65.91	0.00	65.91
01 2410 151 007	OFF/PRINCIPAL - ADD'L COMP PRINCIPAL SE	213.09	21.67	151.69	71.19	61.40	0.00	61.40
01 2410 151 008	OFF/PRINCIPAL - ADD'L COMP PRINCIPAL BSMS	408.23	35.09	245.63	60.17	162.60	0.00	162.60
01 2410 210 001	OFF/PRINCIPAL - GROUP INS NON-INSTR HS	214.89	73.61	515.27	239.78	(300.38)	0.00	(300.38)
01 2410 210 002	OFF/PRINCIPAL - GROUP INS NON-INSTR BE	71.63	5.20	36.40	50.82	35.23	0.00	35.23
01 2410 210 003	OFF/PRINCIPAL - GROUP INS NON-INSTR PC	23,754.93	1,982.18	13,875.26	58.41	9,879.67	0.00	9,879.67
01 2410 210 004	OFF/PRINCIPAL - GROUP INS NON-INSTR HE	1,341.12	5.20	36.40	2.71	1,304.72	0.00	1,304.72
01 2410 210 005	OFF/PRINCIPAL - GROUP INS NON-INSTR BMS	11,075.58	857.02	5,999.14	54.17	5,076.44	0.00	5,076.44
01 2410 210 006	OFF/PRINCIPAL - GROUP INS NON-INSTR AP	71.63	5.20	36.40	50.82	35.23	0.00	35.23
01 2410 210 007	OFF/PRINCIPAL - GROUP INS NON-INSTR SE	11,003.96	851.82	5,962.74	54.19	5,041.22	0.00	5,041.22
01 2410 210 008	OFF/PRINCIPAL - GROUP INS NON-INSTR BSMS	779.96	10.40	72.80	9.33	707.16	0.00	707.16
01 2410 211 001	OFF/PRINCIPAL - GROUP INS PRINCIPAL HS	52,273.67	4,290.23	30,031.61	57.45	22,242.06	0.00	22,242.06
01 2410 211 002	OFF/PRINCIPAL - GROUP INS PRINCIPAL BE	71.63	5.20	36.40	50.82	35.23	0.00	35.23
01 2410 211 003	OFF/PRINCIPAL - GROUP INS PRINCIPAL PC	27,953.42	2,286.84	16,007.88	57.27	11,945.54	0.00	11,945.54
01 2410 211 004	OFF/PRINCIPAL - GROUP INS PRINCIPAL HE	24,106.01	1,971.78	13,802.46	57.26	10,303.55	0.00	10,303.55
01 2410 211 005	OFF/PRINCIPAL - GROUP INS PRINCIPAL BMS	123.86	9.10	63.70	51.43	60.16	0.00	60.16
01 2410 211 006	OFF/PRINCIPAL - GROUP INS PRINCIPAL AP	27,443.38	2,286.84	16,007.88	58.33	11,435.50	0.00	11,435.50
01 2410 211 007	OFF/PRINCIPAL - GROUP INS PRINCIPAL SE	22,181.91	1,971.78	13,802.46	62.22	8,379.45	0.00	8,379.45
01 2410 211 008	OFF/PRINCIPAL - GROUP INS PRINCIPAL BSMS	40,460.58	3,430.27	24,011.89	59.35	16,448.69	0.00	16,448.69
01 2410 220 001	OFF/PRINCIPAL - SOC SEC NON-INSTR HS	8,915.02	829.94	5,694.36	63.87	3,220.66	0.00	3,220.66
01 2410 220 002	OFF/PRINCIPAL - SOC SEC NON-INSTR BE	2,460.83	257.43	1,746.99	70.99	713.84	0.00	713.84
01 2410 220 003	OFF/PRINCIPAL - SOC SEC NON-INSTR PC	11,572.08	969.96	6,752.73	58.35	4,819.35	0.00	4,819.35
01 2410 220 004	OFF/PRINCIPAL - SOC SEC NON-INSTR HE	3,647.33	248.21	1,761.72	48.30	1,885.61	0.00	1,885.61
01 2410 220 005	OFF/PRINCIPAL - SOC SEC NON-INSTR BMS	5,757.57	532.73	3,778.65	65.63	1,978.92	0.00	1,978.92
01 2410 220 006	OFF/PRINCIPAL - SOC SEC NON-INSTR AP	2,991.12	283.61	1,966.96	65.76	1,024.16	0.00	1,024.16
01 2410 220 007	OFF/PRINCIPAL - SOC SEC NON-INSTR SE	2,962.67	291.43	1,992.62	67.26	970.05	0.00	970.05
01 2410 220 008	OFF/PRINCIPAL - SOC SEC NON-INSTR BSMS	5,274.01	471.53	3,389.40	64.27	1,884.61	0.00	1,884.61
01 2410 221 001	OFF/PRINCIPAL - SOC SEC PRINCIPAL HS	22,437.44	1,835.55	12,848.85	57.27	9,588.59	0.00	9,588.59

Regular; Processing Month 03/2024

Account Number	Account Description	Revised Budget	Expended During Month	Expenditures to Date	% of Budget	Balance at EOM	P/ O Outstanding	Unencumbered Balance
01 2410 221 002	OFF/PRINCIPAL - SOC SEC PRINCIPAL BE	8,168.65	686.44	4,805.08	58.82	3,363.57	0.00	3,363.57
01 2410 221 003	OFF/PRINCIPAL - SOC SEC PRINCIPAL PC	8,015.29	623.85	4,366.98	54.48	3,648.31	0.00	3,648.31
01 2410 221 004	OFF/PRINCIPAL - SOC SEC PRINCIPAL HE	7,255.31	587.48	4,112.35	56.68	3,142.96	0.00	3,142.96
01 2410 221 005	OFF/PRINCIPAL - SOC SEC PRINCIPAL BMS	15,130.43	1,249.31	8,745.19	57.80	6,385.24	0.00	6,385.24
01 2410 221 006	OFF/PRINCIPAL - SOC SEC PRINCIPAL AP	9,354.49	758.91	5,312.37	56.79	4,042.12	0.00	4,042.12
01 2410 221 007	OFF/PRINCIPAL - SOC SEC PRINCIPAL SE	8,106.37	622.93	4,360.52	53.79	3,745.85	0.00	3,745.85
01 2410 221 008	OFF/PRINCIPAL - SOC SEC PRINCIPAL BSMS	13,120.83	1,022.53	7,157.71	54.55	5,963.12	0.00	5,963.12
01 2410 230 001	OFF/PRINCIPAL - RETIREMENT NON-INSTR HS	7,764.67	721.52	4,939.89	63.62	2,824.78	0.00	2,824.78
01 2410 230 002	OFF/PRINCIPAL - RETIREMENT NON-INSTR BE	2,402.61	235.49	1,607.05	66.89	795.56	0.00	795.56
01 2410 230 003	OFF/PRINCIPAL - RETIREMENT NON-INSTR PC	6,219.41	902.82	6,276.11	100.91	(56.70)	0.00	(56.70)
01 2410 230 004	OFF/PRINCIPAL - RETIREMENT NON-INSTR HE	6,380.15	206.78	1,468.45	23.02	4,911.70	0.00	4,911.70
01 2410 230 005	OFF/PRINCIPAL - RETIREMENT NON-INSTR BMS	4,848.93	445.71	3,135.25	64.66	1,713.68	0.00	1,713.68
01 2410 230 006	OFF/PRINCIPAL - RETIREMENT NON-INSTR AP	2,557.65	241.36	1,671.93	65.37	885.72	0.00	885.72
01 2410 230 007	OFF/PRINCIPAL - RETIREMENT NON-INSTR SE	2,902.16	279.43	1,910.49	65.83	991.67	0.00	991.67
01 2410 230 008	OFF/PRINCIPAL - RETIREMENT NON-INSTR BSMS	4,852.00	421.44	3,035.29	62.56	1,816.71	0.00	1,816.71
01 2410 231 001	OFF/PRINCIPAL - RETIREMENT PRINCIPAL HS	22,113.53	1,759.20	12,314.38	55.69	9,799.15	0.00	9,799.15
01 2410 231 002	OFF/PRINCIPAL - RETIREMENT PRINCIPAL BE	7,429.38	592.44	4,147.08	55.82	3,282.30	0.00	3,282.30
01 2410 231 003	OFF/PRINCIPAL - RETIREMENT PRINCIPAL PC	8,179.49	606.99	4,248.92	51.95	3,930.57	0.00	3,930.57
01 2410 231 004	OFF/PRINCIPAL - RETIREMENT PRINCIPAL HE	8,074.96	594.12	4,158.84	51.50	3,916.12	0.00	3,916.12
01 2410 231 005	OFF/PRINCIPAL - RETIREMENT PRINCIPAL BMS	14,687.63	1,184.16	8,289.10	56.44	6,398.53	0.00	6,398.53
01 2410 231 006	OFF/PRINCIPAL - RETIREMENT PRINCIPAL AP	9,273.25	735.00	5,145.00	55.48	4,128.25	0.00	4,128.25
01 2410 231 007	OFF/PRINCIPAL - RETIREMENT PRINCIPAL SE	7,970.96	612.50	4,287.50	53.79	3,683.46	0.00	3,683.46
01 2410 231 008	OFF/PRINCIPAL - RETIREMENT PRINCIPAL BSMS	12,382.36	991.94	6,943.58	56.08	5,438.78	0.00	5,438.78
01 2410 237 001	OFF/PRINCIPAL - INCR RET CONTR HS	10,275.50	853.15	5,934.07	57.75	4,341.43	0.00	4,341.43
01 2410 237 002	OFF/PRINCIPAL - INCR RET CONTR BE	3,381.43	284.74	1,978.96	58.52	1,402.47	0.00	1,402.47
01 2410 237 003	OFF/PRINCIPAL - INCR RET CONTR PC	5,639.84	519.27	3,619.80	64.18	2,020.04	0.00	2,020.04
01 2410 237 004	OFF/PRINCIPAL - INCR RET CONTR HE	4,315.28	275.45	1,935.33	44.85	2,379.95	0.00	2,379.95
01 2410 237 005	OFF/PRINCIPAL - INCR RET CONTR BMS	6,719.03	560.54	3,929.03	58.48	2,790.00	0.00	2,790.00
01 2410 237 006	OFF/PRINCIPAL - INCR RET CONTR AP	4,068.92	335.79	2,344.47	57.62	1,724.45	0.00	1,724.45
01 2410 237 007	OFF/PRINCIPAL - INCR RET CONTR SE	3,739.48	306.75	2,131.60	57.00	1,607.88	0.00	1,607.88
01 2410 237 008	OFF/PRINCIPAL - INCR RET CONTR BSMS	6,271.20	486.09	3,431.92	54.73	2,839.28	0.00	2,839.28
01 2410 280 001	OFF/PRINCIPAL - HEALTH BEN NON-INSTR HS	10,809.57	1,192.00	8,344.00	77.19	2,465.57	0.00	2,465.57
01 2410 280 002	OFF/PRINCIPAL - HEALTH BEN NON-INSTR BE	0.00	0.00	0.00	0.00	0.00	0.00	0.00
01 2410 280 003	OFF/PRINCIPAL - HEALTH BEN NON-INSTR PC	4,972.61	1,148.40	8,038.80	161.66	(3,066.19)	0.00	(3,066.19)
01 2410 280 004	OFF/PRINCIPAL - HEALTH BEN NON-INSTR HE	4,981.07	416.67	2,916.69	58.56	2,064.38	0.00	2,064.38
01 2410 280 005	OFF/PRINCIPAL - HEALTH BEN NON-INSTR BMS	7,710.83	891.67	6,241.69	80.95	1,469.14	0.00	1,469.14
01 2410 280 006	OFF/PRINCIPAL - HEALTH BEN NON-INSTR AP	3,603.19	416.67	2,916.69	80.95	686.50	0.00	686.50
01 2410 280 007	OFF/PRINCIPAL - HEALTH BEN NON-INSTR SE	0.00	0.00	0.00	0.00	0.00	0.00	0.00
01 2410 280 008	OFF/PRINCIPAL - HEALTH BEN NON-INSTR BSMS	3,785.71	416.67	2,916.69	77.04	869.02	0.00	869.02
01 2410 281 001	OFF/PRINCIPAL - HEALTH BEN PRINCIPAL HS	4,344.50	523.55	3,664.85	84.36	679.65	0.00	679.65
01 2410 281 002	OFF/PRINCIPAL - HEALTH BEN PRINCIPAL BE	7,710.83	891.67	6,241.69	80.95	1,469.14	0.00	1,469.14
01 2410 281 003	OFF/PRINCIPAL - HEALTH BEN PRINCIPAL PC	1,151.32	0.00	0.00	0.00	1,151.32	0.00	1,151.32
01 2410 281 004	OFF/PRINCIPAL - HEALTH BEN PRINCIPAL HE	211.80	315.06	2,205.42	1,041.27	(1,993.62)	0.00	(1,993.62)
01 2410 281 005	OFF/PRINCIPAL - HEALTH BEN PRINCIPAL BMS	3,080.73	356.25	2,493.75	80.95	586.98	0.00	586.98
01 2410 281 006	OFF/PRINCIPAL - HEALTH PRINCIPAL AP	0.00	0.00	0.00	0.00	0.00	0.00	0.00
01 2410 281 007	OFF/PRINCIPAL - HEALTH PRINCIPAL SE	3,977.13	315.06	2,205.42	55.45	1,771.71	0.00	1,771.71
01 2410 281 008	OFF/PRINCIPAL - HEALTH BEN PRINCIPAL BSMS	2,329.75	0.00	0.00	0.00	2,329.75	0.00	2,329.75
01 2410 580 001	OFF/PRINCIPAL - TRAVEL & MILEAGE HS	6,000.00	926.61	4,393.81	73.23	1,606.19	0.00	1,606.19
01 2410 580 002	OFF/PRINCIPAL - TRAVEL & MILEAGE BE	500.00	0.00	0.00	0.00	500.00	0.00	500.00
01 2410 580 003	OFF/PRINCIPAL - TRAVEL & MILEAGE PC	500.00	0.00	44.54	8.91	455.46	0.00	455.46
01 2410 580 004	OFF/PRINCIPAL - TRAVEL & MILEAGE HE	500.00	0.00	0.00	0.00	500.00	0.00	500.00
01 2410 580 005	OFF/PRINCIPAL - TRAVEL & MILEAGE BMS	500.00	23.52	132.55	26.51	367.45	0.00	367.45
01 2410 580 006	OFF/PRINCIPAL - TRAVEL & MILEAGE AP	500.00	0.00	0.00	0.00	500.00	0.00	500.00
01 2410 580 007	OFF/PRINCIPAL - TRAVEL & MILEAGE SE	500.00	0.00	0.00	0.00	500.00	0.00	500.00
01 2410 580 008	OFF/PRINCIPAL - TRAVEL & MILEAGE BSMS	500.00	0.00	0.00	0.00	500.00	0.00	500.00

Account Number	Account Description	Revised Budget	Expended During Month	Expenditures to Date	% of Budget	Balance at EOM	P/ O Outstanding	Unencumbered Balance
01 2410 610 001	OFF/PRINCIPAL - SUPPLIES HS	2,500.00	0.00	3,900.93	156.04	(1,400.93)	0.00	(1,400.93)
01 2410 610 002	OFF/PRINCIPAL - SUPPLIES BE	2,000.00	441.37	1,700.71	85.04	299.29	0.00	299.29
01 2410 610 003	OFF/PRINCIPAL - SUPPLIES PC	2,000.00	0.00	928.93	46.45	1,071.07	0.00	1,071.07
01 2410 610 004	OFF/PRINCIPAL - SUPPLIES HE	2,000.00	0.00	2,459.86	131.37	(459.86)	167.48	(627.34)
01 2410 610 005	OFF/PRINCIPAL - SUPPLIES BMS	2,500.00	0.00	1,069.40	42.78	1,430.60	0.00	1,430.60
01 2410 610 006	OFF/PRINCIPAL - SUPPLIES AP	2,000.00	0.00	310.46	15.52	1,689.54	0.00	1,689.54
01 2410 610 007	OFF/PRINCIPAL - SUPPLIES SE	2,000.00	0.00	1,106.26	59.35	893.74	80.80	812.94
01 2410 610 008	OFF/PRINCIPAL - SUPPLIES BSMS	2,500.00	290.08	1,446.09	57.84	1,053.91	0.00	1,053.91
01 2410 650 001	OFF/PRINCIPAL - SUPPLIES TECH-REL HS	0.00	0.00	0.00	0.00	0.00	0.00	0.00
01 2410 650 002	OFF/PRINCIPAL - SUPPLIES TECH-REL BE	0.00	0.00	0.00	0.00	0.00	0.00	0.00
01 2410 650 003	OFF/PRINCIPAL - SUPPLIES TECH-REL PC	0.00	0.00	0.00	0.00	0.00	0.00	0.00
01 2410 650 004	OFF/PRINCIPAL - SUPPLIES TECH-REL HE	0.00	0.00	0.00	0.00	0.00	0.00	0.00
01 2410 650 005	OFF/PRINCIPAL - SUPPLIES TECH-REL BMS	0.00	0.00	0.00	0.00	0.00	0.00	0.00
01 2410 650 006	OFF/PRINCIPAL - SUPPLIES TECH-REL AP	0.00	0.00	0.00	0.00	0.00	0.00	0.00
01 2410 650 007	OFF/PRINCIPAL - SUPPLIES TECH-REL SE	0.00	0.00	0.00	0.00	0.00	0.00	0.00
01 2410 650 008	OFF/PRINCIPAL - SUPPLIES TECH-REL BSMS	0.00	0.00	0.00	0.00	0.00	0.00	0.00
01 2410 733 001	OFF/PRINCIPAL - FURN & EQUIP HS	0.00	0.00	0.00	0.00	0.00	0.00	0.00
01 2410 733 002	OFF/PRINCIPAL - FURN & EQUIP BE	0.00	0.00	0.00	0.00	0.00	0.00	0.00
01 2410 733 003	OFF/PRINCIPAL - FURN & EQUIP PC	0.00	0.00	169.99	0.00	(169.99)	0.00	(169.99)
01 2410 733 004	OFF/PRINCIPAL - FURN & EQUIP HE	0.00	0.00	209.99	0.00	(209.99)	0.00	(209.99)
01 2410 733 005	OFF/PRINCIPAL - FURN & EQUIP BMS	0.00	0.00	0.00	0.00	0.00	0.00	0.00
01 2410 733 006	OFF/PRINCIPAL - FURN & EQUIP AP	0.00	0.00	0.00	0.00	0.00	0.00	0.00
01 2410 733 007	OFF/PRINCIPAL - FURN & EQUIP SE	0.00	0.00	0.00	0.00	0.00	0.00	0.00
01 2410 733 008	OFF/PRINCIPAL - FURN & EQUIP BSMS	0.00	0.00	0.00	0.00	0.00	0.00	0.00
01 2410 810 001	OFF/PRINCIPAL - DUES & FEES HS	20,000.00	0.00	1,885.00	9.43	18,115.00	0.00	18,115.00
01 2410 810 002	OFF/PRINCIPAL - DUES & FEES BE	750.00	0.00	0.00	0.00	750.00	0.00	750.00
01 2410 810 003	OFF/PRINCIPAL - DUES & FEES PC	750.00	0.00	670.00	89.33	80.00	0.00	80.00
01 2410 810 004	OFF/PRINCIPAL - DUES & FEES HE	750.00	0.00	30.00	4.00	720.00	0.00	720.00
01 2410 810 005	OFF/PRINCIPAL - DUES & FEES BMS	750.00	0.00	0.00	0.00	750.00	0.00	750.00
01 2410 810 006	OFF/PRINCIPAL - DUES & FEES AP	750.00	0.00	0.00	0.00	750.00	0.00	750.00
01 2410 810 007	OFF/PRINCIPAL - DUES & FEES SE	750.00	0.00	0.00	0.00	750.00	0.00	750.00
01 2410 810 008	OFF/PRINCIPAL - DUES & FEES BSMS	750.00	0.00	0.00	0.00	750.00	0.00	750.00
01 2410 890 001	OFF/PRINCIPAL - OTHER MISC HS	0.00	76.50	154.01	0.00	(154.01)	0.00	(154.01)
01 2410 890 002	OFF/PRINCIPAL - OTHER MISC BE	0.00	327.49	690.85	0.00	(690.85)	0.00	(690.85)
01 2410 890 003	OFF/PRINCIPAL - OTHER MISC PC	0.00	13.49	13.49	0.00	(13.49)	0.00	(13.49)
01 2410 890 004	OFF/PRINCIPAL - OTHER MISC HE	0.00	41.32	41.32	0.00	(41.32)	0.00	(41.32)
01 2410 890 005	OFF/PRINCIPAL - OTHER MISC BMS	0.00	0.00	139.25	0.00	(139.25)	2,025.00	(2,164.25)
01 2410 890 006	OFF/PRINCIPAL - OTHER MISC AP	0.00	0.00	94.10	0.00	(94.10)	0.00	(94.10)
01 2410 890 007	OFF/PRINCIPAL - OTHER MISC SE	0.00	0.00	0.00	0.00	0.00	0.00	0.00
01 2410 890 008	OFF/PRINCIPAL - OTHER MISC BSMS	0.00	0.00	0.00	0.00	0.00	0.00	0.00
2410	OFFICE OF THE PRINCIPAL	2,464,282.94	198,289.31	1,392,894.48	56.62	1,071,388.46	2,273.28	1,069,115.18
2490	SCHOOL ADMIN OTHER							
01 2490 111 001	OTH BLDG ADMIN - SALARIES AD HS	56,398.83	4,440.75	31,085.25	55.12	25,313.58	0.00	25,313.58
01 2490 111 005	OTH BLDG ADMIN - SALARIES AD BMS	29,723.57	2,101.56	14,710.92	49.49	15,012.65	0.00	15,012.65
01 2490 111 008	OTH BLDG ADMIN - SALARIES AD BSMS	49,597.18	3,912.50	27,387.50	55.22	22,209.68	0.00	22,209.68
01 2490 151 001	OTH BLDG ADMIN - ADD'L COMP AD HS	107.88	11.55	80.85	74.94	27.03	0.00	27.03
01 2490 151 005	OTH BLDG ADMIN - ADD'L COMP AD BMS	51.82	5.47	38.29	73.89	13.53	0.00	13.53
01 2490 151 008	OTH BLDG ADMIN - ADD'L COMP AD BSMS	94.18	10.18	71.26	75.66	22.92	0.00	22.92
01 2490 211 001	OTH BLDG ADMIN - GROUP INS AD HS	435.40	31.60	221.20	50.80	214.20	0.00	214.20
01 2490 211 005	OTH BLDG ADMIN - GROUP INS AD BMS	19.40	1.30	9.10	46.91	10.30	0.00	10.30
01 2490 211 008	OTH BLDG ADMIN - GROUP INS AD BSMS	14,721.62	1,143.41	8,003.87	54.37	6,717.75	0.00	6,717.75
01 2490 220 005	OTH BLDG ADMIN - SOC SEC NON-INSTR BMS	0.00	0.00	0.00	0.00	0.00	0.00	0.00
01 2490 221 001	OTH BLDG ADMIN - SOC SEC AD HS	4,282.73	356.56	2,495.82	58.28	1,786.91	0.00	1,786.91
01 2490 221 005	OTH BLDG ADMIN - SOC SEC AD BMS	2,222.22	166.20	1,163.45	52.36	1,058.77	0.00	1,058.77
01 2490 221 008	OTH BLDG ADMIN - SOC SEC AD BSMS	3,536.03	295.57	2,069.02	58.51	1,467.01	0.00	1,467.01

Account Number	Account Description	Revised Budget	Expended During Month	Expenditures to Date	% of Budget	Balance at EOM	P/ O Outstanding	Unencumbered Balance
01 2490 231 001	OTH BLDG ADMIN - RETIREMENT AD HS	4,035.18	326.40	2,284.75	56.62	1,750.43	0.00	1,750.43
01 2490 231 005	OTH BLDG ADMIN - RETIREMENT AD BMS	2,106.51	154.46	1,081.23	51.33	1,025.28	0.00	1,025.28
01 2490 231 008	OTH BLDG ADMIN - RETIREMENT AD BSMS	3,520.98	287.57	2,012.99	57.17	1,507.99	0.00	1,507.99
01 2490 237 001	OTH BLDG ADMIN - INCR RET CONTR AD HS	1,387.82	112.25	785.75	56.62	602.07	0.00	602.07
01 2490 237 005	OTH BLDG ADMIN - INCR RET CONTR AD BMS	724.44	53.12	371.84	51.33	352.60	0.00	352.60
01 2490 237 008	OTH BLDG ADMIN - INCR RET CONTR AD BSMS	1,210.89	98.90	692.30	57.17	518.59	0.00	518.59
01 2490 281 001	OTH BLDG ADMIN - HEALTH BEN AD HS	1,803.04	208.50	1,459.50	80.95	343.54	0.00	343.54
01 2490 281 005	OTH BLDG ADMIN - HEALTH BEN AD BMS	1,026.91	118.75	831.25	80.95	195.66	0.00	195.66
01 2490 281 008	OTH BLDG ADMIN - HEALTH BEN AD BSMS	0.00	0.00	0.00	0.00	0.00	0.00	0.00
01 2490 810 001	OTH BLDG ADMIN - DUES & FEES HS	0.00	0.00	0.00	0.00	0.00	0.00	0.00
01 2490 810 005	OTH BLDG ADMIN - DUES & FEES BMS	0.00	0.00	0.00	0.00	0.00	0.00	0.00
01 2490 810 008	OTH BLDG ADMIN - DUES & FEES BSMS	0.00	0.00	0.00	0.00	0.00	0.00	0.00
2490	SCHOOL ADMIN OTHER	177,006.63	13,836.60	96,856.14	54.72	80,150.49	0.00	80,150.49
2510	FISCAL SERVICES							
01 2510 110 000	FISCAL SERV - SALARIES NON-INSTR	152,534.12	11,484.65	86,656.02	56.81	65,878.10	0.00	65,878.10
01 2510 116 000	FISCAL SERV - SALARIES PROF NON-CERT	123,146.30	9,166.67	64,166.69	52.11	58,979.61	0.00	58,979.61
01 2510 130 000	FISCAL SERV - OT SALARIES NON-INSTR	6,635.09	103.89	5,548.42	83.62	1,086.67	0.00	1,086.67
01 2510 150 000	FISCAL SERV - ADD'L COMP NON-INSTR	1,534.17	529.65	3,693.58	240.75	(2,159.41)	0.00	(2,159.41)
01 2510 156 000	FISCAL SERV - ADD'L COMP PROF NON-CERT	141.08	0.00	0.00	0.00	141.08	0.00	141.08
01 2510 210 000	FISCAL SERV - GROUP INS NON-INSTR	3,068.61	862.22	2,817.89	91.83	250.72	0.00	250.72
01 2510 216 000	FISCAL SERV - GROUP INS PROF NON-CERT	70.87	5.20	36.40	51.36	34.47	0.00	34.47
01 2510 220 000	FISCAL SERV - SOC SEC NON-INSTR	11,986.81	991.57	7,874.63	65.69	4,112.18	0.00	4,112.18
01 2510 226 000	FISCAL SERV - SOC SEC PROF NON-CERT	8,860.38	701.25	4,908.75	55.40	3,951.63	0.00	3,951.63
01 2510 230 000	FISCAL SERV - RETIREMENT NON-INSTR	10,658.03	851.76	6,395.55	60.01	4,262.48	0.00	4,262.48
01 2510 236 000	FISCAL SERV - RETIRMENT PROF NON-CERT	8,018.48	673.75	4,716.25	58.82	3,302.23	0.00	3,302.23
01 2510 237 000	FISCAL SERV - INCR RET CONTR	6,423.19	524.66	3,821.61	59.50	2,601.58	0.00	2,601.58
01 2510 280 000	FISCAL SERV - HEALTH BEN NON-INSTR	11,094.85	950.00	8,075.00	72.78	3,019.85	0.00	3,019.85
01 2510 315 000	FISCAL SERV - AUDITING SERVICES	37,500.00	0.00	35,000.00	93.33	2,500.00	0.00	2,500.00
01 2510 580 000	FISCAL SERV - TRAVEL & MILEAGE	1,500.00	0.00	0.00	0.00	1,500.00	0.00	1,500.00
01 2510 610 000	FISCAL SERV - SUPPLIES	5,000.00	0.00	952.59	19.05	4,047.41	0.00	4,047.41
01 2510 733 000	FISCAL SERV - FURN & EQUIP	5,000.00	0.00	0.00	0.00	5,000.00	0.00	5,000.00
01 2510 734 000	FISCAL SERV - HARDWARE	0.00	0.00	451.94	0.00	(451.94)	0.00	(451.94)
01 2510 735 000	FISCAL SERV - SOFTWARE	20,000.00	0.00	0.00	0.00	20,000.00	0.00	20,000.00
01 2510 807 000	FISCAL SERV - REVALUED PROPERTY TAXES	0.00	0.00	0.00	0.00	0.00	0.00	0.00
01 2510 810 000	FISCAL SERV - DUES & FEES	10,000.00	180.00	1,722.42	17.22	8,277.58	0.00	8,277.58
01 2510 890 000	FISCAL SERV - OTHER MISC	0.00	0.00	231.83	0.00	(231.83)	0.00	(231.83)
2510	FISCAL SERVICES	423,171.98	27,025.27	237,069.57	56.02	186,102.41	0.00	186,102.41
2520	WAREHOUSE SRVCS							
01 2520 110 000	WAREHOUSE SRVC - SALARIES NON-INSTR	41,129.73	3,043.87	21,965.41	53.41	19,164.32	0.00	19,164.32
01 2520 130 000	WAREHOUSE SRVC - OT SALARIES NON-INSTR	3,881.90	120.57	2,111.27	54.39	1,770.63	0.00	1,770.63
01 2520 150 000	WAREHOUSE SRVC - ADD'L COMP NON-INSTR	74.89	7.91	55.37	73.94	19.52	0.00	19.52
01 2520 210 000	WAREHOUSE SRVC - GROUP INS NON-INSTR	11,003.96	851.82	5,962.74	54.19	5,041.22	0.00	5,041.22
01 2520 220 000	WAREHOUSE SRVC - SOC SEC NON-INSTR	3,246.46	242.69	1,846.10	56.87	1,400.36	0.00	1,400.36
01 2520 230 000	WAREHOUSE SRVC - RETIREMENT NON-INSTR	3,165.30	232.59	1,769.65	55.91	1,395.65	0.00	1,395.65
01 2520 237 000	WAREHOUSE SRVC - INCR RET CONTR	1,088.61	79.99	608.61	55.91	480.00	0.00	480.00
01 2520 280 000	WAREHOUSE SRVC - HEALTH BEN NON-INSTR	0.00	0.00	0.00	0.00	0.00	0.00	0.00
2520	WAREHOUSE SRVCS	63,590.85	4,579.44	34,319.15	53.97	29,271.70	0.00	29,271.70
2530	PRINTING, PUB & DUPLICATING							
01 2530 550 000	PRINTING, PUBLISHING & DUP - DIST	15,000.00	0.00	14,898.83	104.82	101.17	824.14	(722.97)
2530	PRINTING, PUB & DUPLICATING	15,000.00	0.00	14,898.83	104.82	101.17	824.14	(722.97)
2560	PUBLIC INFORMATION SERVICES							
01 2560 116 000	PIS - SALARIES PROF NON-CERT DIST	67,713.49	6,000.00	38,250.00	56.49	29,463.49	0.00	29,463.49
01 2560 156 000	PIS - ADD'L COMP PROF NON-CERT DIST	129.51	13.65	95.55	73.78	33.96	0.00	33.96
01 2560 216 000	PIS - GROUP INS PROF NON-CERT DIST	11,003.96	851.82	5,962.74	54.19	5,041.22	0.00	5,041.22

Account Number	Account Description	Revised Budget	Expended During Month	Expenditures to Date	% of Budget	Balance at EOM	P/ O Outstanding	Unencumbered Balance
01 2560 226 000	PIS - SOC SEC PROF NON-CERT DIST	4,892.08	459.54	2,929.93	59.89	1,962.15	0.00	1,962.15
01 2560 236 000	PIS - RETIREMENT PROF NON-CERT DIST	4,844.70	441.00	2,811.40	58.03	2,033.30	0.00	2,033.30
01 2560 237 000	PIS - INCR RET CONTR DIST	1,666.18	151.67	966.89	58.03	699.29	0.00	699.29
01 2560 280 000	PIS - HEALTH BEN NON-INSTR DIST	0.00	0.00	0.00	0.00	0.00	0.00	0.00
01 2560 550 000	PIS - PRINTING DIST	0.00	0.00	0.00	0.00	0.00	0.00	0.00
01 2560 580 000	PIS - TRAVEL & MILEAGE	300.00	0.00	74.10	24.70	225.90	0.00	225.90
01 2560 610 000	PIS - SUPPLIES	1,000.00	13.70	215.68	21.57	784.32	0.00	784.32
01 2560 733 000	PIS - FURN & EQUIP	5,000.00	0.00	3,204.00	64.08	1,796.00	0.00	1,796.00
01 2560 734 000	PIS - HARDWARE	0.00	0.00	0.00	0.00	0.00	0.00	0.00
01 2560 735 000	PIS - SOFTWARE	2,000.00	0.00	468.00	23.40	1,532.00	0.00	1,532.00
01 2560 810 000	PIS - DUES & FEES	1,000.00	0.00	35.00	3.50	965.00	0.00	965.00
01 2560 890 000	PIS - OTHER MISC EXP	0.00	0.00	0.00	0.00	0.00	0.00	0.00
2560	PUBLIC INFORMATION SERVICES	99,549.92	7,931.38	55,013.29	55.26	44,536.63	0.00	44,536.63
2570	PERSONNEL SERVICES							
01 2570 540 000	PERSONNEL SERVICES - ADVERTISING	25,000.00	648.00	5,813.89	23.26	19,186.11	0.00	19,186.11
01 2570 610 000	PERSONNEL SERVICES - SUPPLIES	1,500.00	0.00	84.10	5.61	1,415.90	0.00	1,415.90
01 2570 735 000	PERSONNEL SERVICES - SOFTWARE	0.00	0.00	0.00	0.00	0.00	0.00	0.00
01 2570 810 000	PERSONNEL SERVICES - DUES & FEES	10,000.00	966.50	5,561.00	55.61	4,439.00	0.00	4,439.00
01 2570 890 000	PERSONNEL SERVICES - OTHER MISC	0.00	0.00	0.00	0.00	0.00	0.00	0.00
2570	PERSONNEL SERVICES	36,500.00	1,614.50	11,458.99	31.39	25,041.01	0.00	25,041.01
2580	ADMIN TECH SERVICES							
01 2580 110 000	ADMIN TECH SERV - SALARIES NON-INSTR	80,906.61	6,155.15	46,489.30	57.46	34,417.31	0.00	34,417.31
01 2580 130 000	ADMIN TECH SERV - OT SALARIES NON-INSTR	356.52	137.04	343.40	96.32	13.12	0.00	13.12
01 2580 150 000	ADMIN TECH SERV - ADD'L COMP NON-INSTR	137.48	9.51	66.57	48.42	70.91	0.00	70.91
01 2580 210 000	ADMIN TECH SERV - GROUP INS NON-INSTR	8,813.75	744.51	5,213.73	59.15	3,600.02	0.00	3,600.02
01 2580 220 000	ADMIN TECH SERV - SOC SEC NON-INSTR	6,129.49	479.41	3,569.03	58.23	2,560.46	0.00	2,560.46
01 2580 230 000	ADMIN TECH SERV - RETIREMENT NON-INSTR	2,937.35	462.48	3,442.22	117.19	(504.87)	0.00	(504.87)
01 2580 237 000	ADMIN TECH SERV - INCR RET CONTR	1,010.22	159.05	1,183.82	117.18	(173.60)	0.00	(173.60)
01 2580 280 000	ADMIN TECH SERV - HEALTH BEN NON-INSTR	1,820.01	111.77	782.39	42.99	1,037.62	0.00	1,037.62
2580	ADMIN TECH SERVICES	102,111.43	8,258.92	61,090.46	59.83	41,020.97	0.00	41,020.97
2590	CENTRAL SRVCS							
01 2590 110 000	CENTR SRVCS - SALARIES NON-INSTR DIST	49,929.09	3,895.28	27,296.66	54.67	22,632.43	0.00	22,632.43
01 2590 130 000	CENTR SRVCS - OT SALARIES NON-INSTR DIST	228.04	106.81	1,246.66	546.68	(1,018.62)	0.00	(1,018.62)
01 2590 150 000	CENTR SRVCS - ADD'L COMP NON-INSTR DIS	1,262.20	18.79	131.53	10.42	1,130.67	0.00	1,130.67
01 2590 210 000	CENTR SRVCS - GROUP INS NON-INSTR DIST	733.24	5.94	39.42	5.38	693.82	0.00	693.82
01 2590 220 000	CENTR SRVCS - SOC SEC NON-INSTR DIST	3,093.94	380.26	2,702.34	87.34	391.60	0.00	391.60
01 2590 230 000	CENTR SRVCS - RETIREMENT NON-INSTR DIST	2,872.63	294.15	2,097.93	73.03	774.70	0.00	774.70
01 2590 237 000	CENTR SRVCS - INCR RET CONTR DIST	987.93	101.16	721.52	73.03	266.41	0.00	266.41
01 2590 280 000	CENTR SRVCS - HEALTH BEN NON-INSTR DIST	684.61	950.00	6,650.00	971.36	(5,965.39)	0.00	(5,965.39)
2590	CENTRAL SRVCS	59,791.68	5,752.39	40,886.06	68.38	18,905.62	0.00	18,905.62
2610	OP OF BLDGS							
01 2610 110 000	OP OF BLDGS - SALARIES NON-INSTR DIST	49,365.44	5,597.07	28,099.34	56.92	21,266.10	0.00	21,266.10
01 2610 110 001	OP OF BLDGS - SALARIES NON-INSTR HS	79,879.64	8,244.96	47,808.14	59.85	32,071.50	0.00	32,071.50
01 2610 110 002	OP OF BLDGS - SALARIES NON-INSTR BE	58,150.32	4,712.23	32,920.52	56.61	25,229.80	0.00	25,229.80
01 2610 110 003	OP OF BLDGS - SALARIES NON-INSTR PC	58,562.14	4,367.24	33,316.88	56.89	25,245.26	0.00	25,245.26
01 2610 110 004	OP OF BLDGS - SALARIES NON-INSTR HE	62,171.01	3,957.92	29,220.41	47.00	32,950.60	0.00	32,950.60
01 2610 110 005	OP OF BLDGS - SALARIES NON-INSTR BMS	90,415.98	6,693.63	49,580.96	54.84	40,835.02	0.00	40,835.02
01 2610 110 006	OP OF BLDGS - SALARIES NON-INSTR AP	62,508.39	4,700.31	35,015.62	56.02	27,492.77	0.00	27,492.77
01 2610 110 007	OP OF BLDGS - SALARIES NON-INSTR SE	53,498.08	4,031.76	29,391.84	54.94	24,106.24	0.00	24,106.24
01 2610 110 008	OP OF BLDGS - SALARIES NON-INSTR BSMS	72,850.70	5,468.30	40,217.41	55.21	32,633.29	0.00	32,633.29
01 2610 116 000	OP OF BLDGS - SALARIES PROF NON-CER DIST	98,376.55	7,645.83	53,520.81	54.40	44,855.74	0.00	44,855.74
01 2610 120 000	OP OF BLDGS - TEMP SALARIES NON-INSTR DIST	5,577.39	0.00	2,226.20	39.91	3,351.19	0.00	3,351.19
01 2610 130 000	OP OF BLDGS - OT SALARIES NON-INSTR DIST	2,012.90	947.46	5,040.81	250.43	(3,027.91)	0.00	(3,027.91)
01 2610 130 001	OP OF BLDGS - OT SALARIES NON-INSTR HS	12,591.59	800.34	8,901.44	70.69	3,690.15	0.00	3,690.15

Account Number	Account Description	Revised Budget	Expended During Month	Expenditures to Date	% of Budget	Balance at EOM	P/ O Outstanding	Unencumbered Balance
01 2610 130 002	OP OF BLDGS - OT SALARIES NON-INSTR BE	12,325.13	802.95	5,249.56	42.59	7,075.57	0.00	7,075.57
01 2610 130 003	OP OF BLDGS - OT SALARIES NON-INSTR PC	16,727.77	1,565.37	10,309.00	61.63	6,418.77	0.00	6,418.77
01 2610 130 004	OP OF BLDGS - OT SALARIES NON-INSTR HE	7,388.64	1,018.50	6,919.58	93.65	469.06	0.00	469.06
01 2610 130 005	OP OF BLDGS - OT SALARIES NON-INSTR BMS	9,842.43	609.00	5,741.30	58.33	4,101.13	0.00	4,101.13
01 2610 130 006	OP OF BLDGS - OT SALARIES NON-INSTR AP	10,839.06	623.57	4,226.44	38.99	6,612.62	0.00	6,612.62
01 2610 130 007	OP OF BLDGS - OT SALARIES NON-INSTR SE	5,162.53	45.36	2,207.52	42.76	2,955.01	0.00	2,955.01
01 2610 130 008	OP OF BLDGS - OT SALARIES NON-INSTR BSMS	16,717.06	172.40	5,253.52	31.43	11,463.54	0.00	11,463.54
01 2610 150 000	OP OF BLDGS - ADD'L COMP NON-INSTR DIST	21.83	14.58	77.94	357.03	(56.11)	0.00	(56.11)
01 2610 150 001	OP OF BLDGS - ADD'L COMP NON-INSTR HS	204.78	21.68	151.76	74.11	53.02	0.00	53.02
01 2610 150 002	OP OF BLDGS - ADD'L COMP NON-INSTR BE	98.37	12.51	93.93	95.49	4.44	0.00	4.44
01 2610 150 003	OP OF BLDGS - ADD'L COMP NON-INSTR PC	107.99	11.38	79.66	73.77	28.33	0.00	28.33
01 2610 150 004	OP OF BLDGS - ADD'L COMP NON-INSTR HE	115.81	10.46	73.22	63.22	42.59	0.00	42.59
01 2610 150 005	OP OF BLDGS - ADD'L COMP NON-INSTR BMS	170.13	18.05	126.35	74.27	43.78	0.00	43.78
01 2610 150 006	OP OF BLDGS - ADD'L COMP NON-INSTR AP	101.93	12.57	87.99	86.32	13.94	0.00	13.94
01 2610 150 007	OP OF BLDGS - ADD'L COMP NON-INSTR SE	101.72	10.82	75.74	74.46	25.98	0.00	25.98
01 2610 150 008	OP OF BLDGS - ADD'L COMP NON-INSTR BSMS	135.03	14.31	100.17	74.18	34.86	0.00	34.86
01 2610 156 000	OP OF BLDGS - ADD'L COMP PROF NON-CER DI	188.17	19.88	139.16	73.95	49.01	0.00	49.01
01 2610 210 000	OP OF BLDGS - GROUP INS NON-INSTR DIST	16.44	6.50	35.10	213.50	(18.66)	0.00	(18.66)
01 2610 210 001	OP OF BLDGS - GROUP INS NON-INSTR HS	11,075.58	857.02	5,999.14	54.17	5,076.44	0.00	5,076.44
01 2610 210 002	OP OF BLDGS - GROUP INS NON-INSTR BE	870.70	63.21	505.68	58.08	365.02	0.00	365.02
01 2610 210 003	OP OF BLDGS - GROUP INS NON-INSTR PC	11,003.96	851.82	5,962.74	54.19	5,041.22	0.00	5,041.22
01 2610 210 004	OP OF BLDGS - GROUP INS NON-INSTR HE	181.90	5.20	36.40	20.01	145.50	0.00	145.50
01 2610 210 005	OP OF BLDGS - GROUP INS NON-INSTR BMS	20,571.76	1,332.02	10,363.54	50.38	10,208.22	0.00	10,208.22
01 2610 210 006	OP OF BLDGS - GROUP INS NON-INSTR AP	9,893.68	851.82	5,962.74	60.27	3,930.94	0.00	3,930.94
01 2610 210 007	OP OF BLDGS - GROUP INS NON-INSTR SE	870.70	63.21	442.47	50.82	428.23	0.00	428.23
01 2610 210 008	OP OF BLDGS - GROUP INS NON-INSTR BSMS	870.70	63.21	442.47	50.82	428.23	0.00	428.23
01 2610 216 000	OP OF BLDGS - GROUP INS PROF NON-CER DIS	71.63	5.20	36.40	50.82	35.23	0.00	35.23
01 2610 220 000	OP OF BLDGS - SOC SEC NON-INSTR DIST	2,760.43	547.18	2,956.68	107.11	(196.25)	0.00	(196.25)
01 2610 220 001	OP OF BLDGS - SOC SEC NON-INSTR HS	8,062.67	729.01	4,597.64	57.02	3,465.03	0.00	3,465.03
01 2610 220 002	OP OF BLDGS - SOC SEC NON-INSTR BE	5,031.68	445.23	3,115.64	61.92	1,916.04	0.00	1,916.04
01 2610 220 003	OP OF BLDGS - SOC SEC NON-INSTR PC	5,399.64	454.21	3,339.97	61.86	2,059.67	0.00	2,059.67
01 2610 220 004	OP OF BLDGS - SOC SEC NON-INSTR HE	5,085.76	417.84	3,024.68	59.47	2,061.08	0.00	2,061.08
01 2610 220 005	OP OF BLDGS - SOC SEC NON-INSTR BMS	7,222.57	596.37	4,348.86	60.21	2,873.71	0.00	2,873.71
01 2610 220 006	OP OF BLDGS - SOC SEC NON-INSTR AP	5,013.09	407.74	3,005.25	59.95	2,007.84	0.00	2,007.84
01 2610 220 007	OP OF BLDGS - SOC SEC NON-INSTR SE	4,576.23	339.86	2,613.06	57.10	1,963.17	0.00	1,963.17
01 2610 220 008	OP OF BLDGS - SOC SEC NON-INSTR BSMS	6,741.83	456.42	3,652.92	54.18	3,088.91	0.00	3,088.91
01 2610 226 000	OP OF BLDGS - SOC SEC PROF NON-CERT DIST	7,578.96	622.76	4,359.32	57.52	3,219.64	0.00	3,219.64
01 2610 230 000	OP OF BLDGS - RETIREMENT NON-INSTR DIST	1,547.71	481.02	2,457.30	158.77	(909.59)	0.00	(909.59)
01 2610 230 001	OP OF BLDGS - RETIREMENT NON-INSTR HS	8,520.14	664.83	4,168.16	48.92	4,351.98	0.00	4,351.98
01 2610 230 002	OP OF BLDGS - RETIREMENT NON-INSTR BE	4,657.51	405.37	2,696.39	57.89	1,961.12	0.00	1,961.12
01 2610 230 003	OP OF BLDGS - RETIREMENT NON-INSTR PC	5,350.04	436.05	3,206.50	59.93	2,143.54	0.00	2,143.54
01 2610 230 004	OP OF BLDGS - RETIREMENT NON-INSTR HE	4,960.56	365.77	2,656.30	53.55	2,304.26	0.00	2,304.26
01 2610 230 005	OP OF BLDGS - RETIREMENT NON-INSTR BMS	7,111.70	536.74	4,066.19	57.18	3,045.51	0.00	3,045.51
01 2610 230 006	OP OF BLDGS - RETIREMENT NON-INSTR AP	4,580.04	391.31	2,884.29	62.98	1,695.75	0.00	1,695.75
01 2610 230 007	OP OF BLDGS - RETIREMENT NON-INSTR SE	4,185.65	299.67	2,322.56	55.49	1,863.09	0.00	1,863.09
01 2610 230 008	OP OF BLDGS - RETIREMENT NON-INSTR BSMS	6,371.61	414.59	3,342.11	52.45	3,029.50	0.00	3,029.50
01 2610 236 000	OP OF BLDGS - RETIRE PROF NON-CERT DIST	7,038.51	561.97	3,933.79	55.89	3,104.72	0.00	3,104.72
01 2610 237 000	OP OF BLDGS - INCR RET CONTR DIST	2,952.94	358.70	2,198.01	74.43	754.93	0.00	754.93
01 2610 237 001	OP OF BLDGS - INCR RET CONTR HS	2,930.27	228.64	1,433.50	48.92	1,496.77	0.00	1,496.77
01 2610 237 002	OP OF BLDGS - INCR RET CONTR BE	1,601.80	139.41	927.33	57.89	674.47	0.00	674.47
01 2610 237 003	OP OF BLDGS - INCR RET CONTR PC	1,839.97	149.96	1,102.77	59.93	737.20	0.00	737.20
01 2610 237 004	OP OF BLDGS - INCR RET CONTR HE	1,706.03	125.79	913.56	53.55	792.47	0.00	792.47
01 2610 237 005	OP OF BLDGS - INCR RET CONTR BMS	2,445.84	184.59	1,398.43	57.18	1,047.41	0.00	1,047.41
01 2610 237 006	OP OF BLDGS - INCR RET CONTR AP	1,575.18	134.58	991.96	62.97	583.22	0.00	583.22
01 2610 237 007	OP OF BLDGS - INCR RET CONTR SE	1,439.52	103.06	798.76	55.49	640.76	0.00	640.76

Account Number	Account Description	Revised Budget	Expended During Month	Expenditures to Date	% of Budget	Balance at EOM	P/ O Outstanding	Unencumbered Balance
01 2610 237 008	OP OF BLDGS - INCR RET CONTR BSMS	2,191.32	142.59	1,149.41	52.45	1,041.91	0.00	1,041.91
01 2610 260 000	OP OF BLDGS - UNEMPLOY COMP NON-INSTR DIST	2,500.00	0.00	0.00	0.00	2,500.00	0.00	2,500.00
01 2610 280 000	OP OF BLDGS - HEALTH BEN NON-INSTR DIST	941.33	593.75	3,206.25	340.61	(2,264.92)	0.00	(2,264.92)
01 2610 280 001	OP OF BLDGS - HEALTH BEN NON-INSTR HS	4,107.64	475.00	3,325.00	80.95	782.64	0.00	782.64
01 2610 280 002	OP OF BLDGS - HEALTH BEN NON-INSTR BE	3,605.99	416.99	3,335.92	92.51	270.07	0.00	270.07
01 2610 280 004	OP OF BLDGS - HEALTH BEN NON-INSTR HE	684.61	475.00	3,325.00	485.68	(2,640.39)	0.00	(2,640.39)
01 2610 280 005	OP OF BLDGS - HEALTH BEN NON-INSTR BMS	901.60	0.00	447.08	49.59	454.52	0.00	454.52
01 2610 280 006	OP OF BLDGS - HEALTH BEN NON-INSTR AP	3,423.03	0.00	0.00	0.00	3,423.03	0.00	3,423.03
01 2610 280 007	OP OF BLDGS - HEALTH BEN NON-INSTR SE	3,605.99	416.99	2,918.93	80.95	687.06	0.00	687.06
01 2610 280 008	OP OF BLDGS - HEALTH BEN NON-INSTR BSMS	3,605.99	416.99	2,918.93	80.95	687.06	0.00	687.06
01 2610 286 000	OP OF BLDGS - HEALTH BEN PROF NON-CERT	4,107.64	475.00	3,325.00	80.95	782.64	0.00	782.64
01 2610 340 001	Maint of Plant-Contract Repair Sec	0.00	0.00	0.00	0.00	0.00	0.00	0.00
01 2610 350 001	OP OF BLDGS - TECH SERVICES HS	0.00	0.00	0.00	0.00	0.00	0.00	0.00
01 2610 350 002	OP OF BLDGS - TECH SERVICES BE	0.00	0.00	0.00	0.00	0.00	0.00	0.00
01 2610 350 003	OP OF BLDGS - TECH SERVICES PC	0.00	0.00	0.00	0.00	0.00	0.00	0.00
01 2610 350 004	OP OF BLDGS - TECH SERVICES HE	0.00	0.00	0.00	0.00	0.00	0.00	0.00
01 2610 382 000	OP OF BLDGS - DISTANCE ED & TELECOM DIST	13,000.00	970.96	6,937.87	53.37	6,062.13	0.00	6,062.13
01 2610 382 001	OP OF BLDGS - DISTANCE ED & TELECOM HS	3,000.00	210.95	1,469.41	48.98	1,530.59	0.00	1,530.59
01 2610 382 002	OP OF BLDGS - DISTANCE ED & TELECOM BE	2,000.00	140.37	977.61	48.88	1,022.39	0.00	1,022.39
01 2610 382 003	OP OF BLDGS - DISTANCE ED & TELECOM PC	2,000.00	137.04	954.30	47.72	1,045.70	0.00	1,045.70
01 2610 382 004	OP OF BLDGS - DISTANCE ED & TELECOM HE	2,000.00	129.69	1,039.74	51.99	960.26	0.00	960.26
01 2610 382 005	OP OF BLDGS - DISTANCE ED & TELECOM BMS	1,000.00	68.45	476.62	47.66	523.38	0.00	523.38
01 2610 382 006	OP OF BLDGS - DISTANCE ED & TELECOM AP	2,000.00	162.11	1,128.56	56.43	871.44	0.00	871.44
01 2610 382 007	OP OF BLDGS - DISTANCE ED & TELECOM SE	1,000.00	64.85	451.42	45.14	548.58	0.00	548.58
01 2610 382 008	OP OF BLDGS - DISTANCE ED & TELECOM BSMS	1,500.00	97.27	677.13	45.14	822.87	0.00	822.87
01 2610 410 001	OP OF BLDGS - WATER & SEWER HS	0.00	0.00	0.00	0.00	0.00	0.00	0.00
01 2610 410 002	OP OF BLDGS - WATER & SEWER BE	0.00	0.00	0.00	0.00	0.00	0.00	0.00
01 2610 410 003	OP OF BLDGS - WATER & SEWER PC	0.00	0.00	0.00	0.00	0.00	0.00	0.00
01 2610 410 004	OP OF BLDGS - WATER & SEWER HE	0.00	0.00	0.00	0.00	0.00	0.00	0.00
01 2610 410 005	OP OF BLDGS - WATER & SEWER BMS	0.00	0.00	0.00	0.00	0.00	0.00	0.00
01 2610 410 006	OP OF BLDGS - WATER & SEWER AP	0.00	0.00	0.00	0.00	0.00	0.00	0.00
01 2610 410 007	OP OF BLDGS - WATER & SEWER SE	0.00	0.00	0.00	0.00	0.00	0.00	0.00
01 2610 410 008	OP OF BLDGS - WATER & SEWER BSMS	0.00	0.00	0.00	0.00	0.00	0.00	0.00
01 2610 431 000	OP OF BLDGS - REPAIRS & MAINT DIST	10,000.00	6,500.00	8,995.08	109.64	1,004.92	1,969.00	(964.08)
01 2610 431 001	OP OF BLDGS - REPAIRS & MAINT HS	200,000.00	3,739.56	252,666.55	128.63	(52,666.55)	4,599.71	(57,266.26)
01 2610 431 002	OP OF BLDGS - REPAIRS & MAINT BE	30,000.00	4,829.39	20,238.36	67.46	9,761.64	0.00	9,761.64
01 2610 431 003	OP OF BLDGS - REPAIRS & MAINT PC	25,000.00	2,227.10	13,768.59	68.62	11,231.41	3,386.40	7,845.01
01 2610 431 004	OP OF BLDGS - REPAIRS & MAINT HE	50,000.00	7,882.95	34,276.31	68.96	15,723.69	202.00	15,521.69
01 2610 431 005	OP OF BLDGS - REPAIRS & MAINT BMS	50,000.00	1,630.36	24,538.76	49.56	25,461.24	240.00	25,221.24
01 2610 431 006	OP OF BLDGS - REPAIRS & MAINT AP	15,000.00	807.00	7,573.56	57.89	7,426.44	1,110.00	6,316.44
01 2610 431 007	OP OF BLDGS - REPAIRS & MAINT SE	10,000.00	1,596.42	5,840.17	72.85	4,159.83	1,444.75	2,715.08
01 2610 431 008	OP OF BLDGS - REPAIRS & MAINT BSMS	10,000.00	2,064.51	5,376.75	71.18	4,623.25	1,741.30	2,881.95
01 2610 440 000	OP OF BLDGS - RENTALS DIST	175,000.00	14,149.73	95,281.10	54.45	79,718.90	0.00	79,718.90
01 2610 440 001	OP OF BLDGS - RENTALS HS	40,000.00	0.00	91.65	0.23	39,908.35	0.00	39,908.35
01 2610 440 002	OP OF BLDGS - RENTALS BE	3,000.00	40.00	274.00	9.13	2,726.00	0.00	2,726.00
01 2610 440 003	OP OF BLDGS - RENTALS PC	3,000.00	0.00	0.00	0.00	3,000.00	0.00	3,000.00
01 2610 440 004	OP OF BLDGS - RENTALS HE	3,000.00	0.00	497.64	16.59	2,502.36	0.00	2,502.36
01 2610 440 005	OP OF BLDGS - RENTALS BMS	10,000.00	0.00	0.00	0.00	10,000.00	0.00	10,000.00
01 2610 440 006	OP OF BLDGS - RENTALS AP	3,000.00	0.00	0.00	0.00	3,000.00	0.00	3,000.00
01 2610 440 007	OP OF BLDGS - RENTALS SE	3,000.00	0.00	0.00	0.00	3,000.00	0.00	3,000.00
01 2610 440 008	OP OF BLDGS - RENTALS BSMS	10,000.00	0.00	0.00	0.00	10,000.00	0.00	10,000.00
01 2610 520 000	OP OF BLDGS - LIABILITY INS DIST	0.00	0.00	0.00	0.00	0.00	0.00	0.00
01 2610 520 001	OP OF BLDGS - LIABILITY INS HS	50,000.00	0.00	44,515.50	89.03	5,484.50	0.00	5,484.50
01 2610 520 002	OP OF BLDGS - LIABILITY INS BE	40,000.00	0.00	44,515.50	111.29	(4,515.50)	0.00	(4,515.50)
01 2610 520 003	OP OF BLDGS - LIABILITY INS PC	40,000.00	0.00	44,515.50	111.29	(4,515.50)	0.00	(4,515.50)

Account Number	Account Description	Revised Budget	Expended During Month	Expenditures to Date	% of Budget	Balance at EOM	P/ O Outstanding	Unencumbered Balance
01 2610 520 004	OP OF BLDGS - LIABILITY INS HE	40,000.00	0.00	44,515.50	111.29	(4,515.50)	0.00	(4,515.50)
01 2610 520 005	OP OF BLDGS - LIABILITY INS BMS	45,000.00	0.00	44,515.50	98.92	484.50	0.00	484.50
01 2610 520 006	OP OF BLDGS - LIABILITY INS AP	40,000.00	0.00	44,515.50	111.29	(4,515.50)	0.00	(4,515.50)
01 2610 520 007	OP OF BLDGS - LIABILITY INS SE	40,000.00	0.00	44,515.50	111.29	(4,515.50)	0.00	(4,515.50)
01 2610 520 008	OP OF BLDGS - LIABILITY INS BSMS	45,000.00	0.00	44,515.50	98.92	484.50	0.00	484.50
01 2610 530 000	OP OF BLDGS - TELEPHONE DIST	0.00	0.00	0.00	0.00	0.00	0.00	0.00
01 2610 530 001	OP OF BLDGS - TELEPHONE HS	0.00	0.00	0.00	0.00	0.00	0.00	0.00
01 2610 530 002	OP OF BLDGS - TELEPHONE BE	0.00	0.00	0.00	0.00	0.00	0.00	0.00
01 2610 530 003	OP OF BLDGS - TELEPHONE PC	0.00	0.00	0.00	0.00	0.00	0.00	0.00
01 2610 530 004	OP OF BLDGS - TELEPHONE HE	0.00	0.00	0.00	0.00	0.00	0.00	0.00
01 2610 530 005	OP OF BLDGS - TELEPHONE BMS	0.00	0.00	0.00	0.00	0.00	0.00	0.00
01 2610 530 006	OP OF BLDGS - TELEPHONE AP	0.00	0.00	0.00	0.00	0.00	0.00	0.00
01 2610 530 007	OP OF BLDGS - TELEPHONE SE	0.00	0.00	0.00	0.00	0.00	0.00	0.00
01 2610 530 008	OP OF BLDGS - TELEPHONE BSMS	0.00	0.00	0.00	0.00	0.00	0.00	0.00
01 2610 531 000	OP OF BLDGS - POSTAGE DIST	33,000.00	0.00	3,396.93	10.29	29,603.07	0.00	29,603.07
01 2610 580 000	OP OF BLDGS - TRAVEL & MILEAGE DIST	300.00	0.00	81.97	27.32	218.03	0.00	218.03
01 2610 580 001	OP OF BLDGS - TRAVEL & MILEAGE HS	300.00	21.44	62.71	20.90	237.29	0.00	237.29
01 2610 580 002	OP OF BLDGS - TRAVEL & MILEAGE BE	300.00	87.77	260.83	86.94	39.17	0.00	39.17
01 2610 580 003	OP OF BLDGS - TRAVEL & MILEAGE PC	1,000.00	127.30	933.06	93.31	66.94	0.00	66.94
01 2610 580 004	OP OF BLDGS - TRAVEL & MILEAGE HE	1,000.00	22.11	194.96	19.50	805.04	0.00	805.04
01 2610 580 005	OP OF BLDGS - TRAVEL & MILEAGE BMS	1,000.00	91.12	454.07	45.41	545.93	0.00	545.93
01 2610 580 006	OP OF BLDGS - TRAVEL & MILEAGE AP	1,000.00	91.12	715.54	71.55	284.46	0.00	284.46
01 2610 580 007	OP OF BLDGS - TRAVEL & MILEAGE SE	1,000.00	0.00	224.29	22.43	775.71	0.00	775.71
01 2610 580 008	OP OF BLDGS - TRAVEL & MILEAGE BSMS	1,000.00	56.28	685.95	68.60	314.05	0.00	314.05
01 2610 610 000	OP OF BLDGS - SUPPLIES DIST	20,000.00	1,582.17	9,661.38	49.46	10,338.62	231.33	10,107.29
01 2610 610 001	OP OF BLDGS - SUPPLIES HS	25,000.00	2,501.76	19,151.29	85.30	5,848.71	2,172.91	3,675.80
01 2610 610 002	OP OF BLDGS - SUPPLIES BE	20,000.00	3,115.87	12,023.37	69.13	7,976.63	1,803.00	6,173.63
01 2610 610 003	OP OF BLDGS - SUPPLIES PC	20,000.00	1,314.44	11,686.22	58.43	8,313.78	0.00	8,313.78
01 2610 610 004	OP OF BLDGS - SUPPLIES HE	20,000.00	2,165.90	12,216.52	70.88	7,783.48	1,960.45	5,823.03
01 2610 610 005	OP OF BLDGS - SUPPLIES BMS	25,000.00	1,921.74	15,662.73	63.82	9,337.27	291.24	9,046.03
01 2610 610 006	OP OF BLDGS - SUPPLIES AP	20,000.00	985.65	7,743.37	41.91	12,256.63	638.51	11,618.12
01 2610 610 007	OP OF BLDGS - SUPPLIES SE	20,000.00	0.00	5,441.12	28.97	14,558.88	353.87	14,205.01
01 2610 610 008	OP OF BLDGS - SUPPLIES BSMS	25,000.00	1,824.70	18,014.03	84.19	6,985.97	3,033.27	3,952.70
01 2610 621 000	OP OF BLDGS - UTILITY ENERGY DIST	25,000.00	2,743.00	12,500.00	50.00	12,500.00	0.00	12,500.00
01 2610 621 001	OP OF BLDGS - UTILITY ENERGY HS	270,000.00	24,440.00	153,269.93	56.77	116,730.07	0.00	116,730.07
01 2610 621 002	OP OF BLDGS - UTILITY ENERGY BE	150,000.00	9,908.00	70,996.00	47.33	79,004.00	0.00	79,004.00
01 2610 621 003	OP OF BLDGS - UTILITY ENERGY PC	100,000.00	8,201.00	57,282.00	57.28	42,718.00	0.00	42,718.00
01 2610 621 004	OP OF BLDGS - UTILITY ENERGY HE	100,000.00	8,155.00	47,945.00	47.95	52,055.00	0.00	52,055.00
01 2610 621 005	OP OF BLDGS - UTILITY ENERGY BMS	150,000.00	11,443.00	74,704.07	49.80	75,295.93	0.00	75,295.93
01 2610 621 006	OP OF BLDGS - UTILITY ENERGY AP	100,000.00	7,777.00	57,404.00	57.40	42,596.00	0.00	42,596.00
01 2610 621 007	OP OF BLDGS - UTILITY ENERGY SE	100,000.00	9,465.00	57,933.17	57.93	42,066.83	0.00	42,066.83
01 2610 621 008	OP OF BLDGS - UTILITY ENERGY BSMS	175,000.00	15,413.00	100,414.05	57.38	74,585.95	0.00	74,585.95
01 2610 626 000	OP OF BLDGS - GAS & OIL DIST	10,000.00	113.73	4,283.10	42.83	5,716.90	0.00	5,716.90
01 2610 733 000	OP OF BLDGS - FURN & EQUIP DIST	5,000.00	236.62	1,147.97	22.96	3,852.03	0.00	3,852.03
01 2610 733 001	OP OF BLDGS - FURN & EQUIP HS	12,000.00	30,300.00	38,002.00	316.68	(26,002.00)	0.00	(26,002.00)
01 2610 733 002	OP OF BLDGS - FURN & EQUIP BE	12,000.00	0.00	1,245.96	10.38	10,754.04	0.00	10,754.04
01 2610 733 003	OP OF BLDGS - FURN & EQUIP PC	12,000.00	0.00	343.00	2.86	11,657.00	0.00	11,657.00
01 2610 733 004	OP OF BLDGS - FURN & EQUIP HE	12,000.00	0.00	21,213.00	208.77	(9,213.00)	3,839.00	(13,052.00)
01 2610 733 005	OP OF BLDGS - FURN & EQUIP BMS	12,000.00	0.00	111.96	0.93	11,888.04	0.00	11,888.04
01 2610 733 006	OP OF BLDGS - FURN & EQUIP AP	12,000.00	0.00	0.00	0.00	12,000.00	0.00	12,000.00
01 2610 733 007	OP OF BLDGS - FURN & EQUIP SE	12,000.00	0.00	974.00	8.12	11,026.00	0.00	11,026.00
01 2610 733 008	OP OF BLDGS - FURN & EQUIP BSMS	12,000.00	0.00	803.00	6.69	11,197.00	0.00	11,197.00
01 2610 810 000	OP OF BLDGS - DUES & FEES DIST	5,000.00	0.00	3,072.00	61.44	1,928.00	0.00	1,928.00
01 2610 810 001	OP OF BLDGS - DUES & FEES HS	5,000.00	0.00	11,500.00	237.20	(6,500.00)	360.00	(6,860.00)
01 2610 810 002	OP OF BLDGS - DUES & FEES BE	1,000.00	0.00	0.00	0.00	1,000.00	0.00	1,000.00

Account Number	Account Description	Revised Budget	Expended During Month	Expenditures to Date	% of Budget	Balance at EOM	P/ O Outstanding	Unencumbered Balance
01 2610 810 003	OP OF BLDGS - DUES & FEES PC	1,000.00	0.00	0.00	0.00	1,000.00	0.00	1,000.00
01 2610 810 004	OP OF BLDGS - DUES & FEES HE	1,000.00	0.00	0.00	0.00	1,000.00	0.00	1,000.00
01 2610 810 005	OP OF BLDGS - DUES & FEES BMS	1,000.00	0.00	0.00	0.00	1,000.00	0.00	1,000.00
01 2610 810 006	OP OF BLDGS - DUES & FEES AP	1,000.00	0.00	0.00	0.00	1,000.00	0.00	1,000.00
01 2610 810 007	OP OF BLDGS - DUES & FEES SE	1,000.00	15.35	1,172.14	117.21	(172.14)	0.00	(172.14)
01 2610 810 008	OP OF BLDGS - DUES & FEES BSMS	1,000.00	0.00	0.00	0.00	1,000.00	0.00	1,000.00
01 2610 890 000	OP OF BLDGS - OTHER MISC DIST	0.00	0.00	0.00	0.00	0.00	0.00	0.00
01 2610 890 001	OP OF BLDGS - OTHER MISC HS	0.00	0.00	0.00	0.00	0.00	0.00	0.00
01 2610 890 002	OP OF BLDGS - OTHER MISC BE	0.00	5.00	558.00	0.00	(558.00)	0.00	(558.00)
01 2610 890 003	OP OF BLDGS - OTHER MISC PC	0.00	42.97	54.46	0.00	(54.46)	0.00	(54.46)
01 2610 890 004	OP OF BLDGS - OTHER MISC HE	0.00	0.00	0.00	0.00	0.00	0.00	0.00
01 2610 890 005	OP OF BLDGS - OTHER MISC BMS	0.00	0.00	0.00	0.00	0.00	0.00	0.00
01 2610 890 006	OP OF BLDGS - OTHER MISC AP	0.00	0.00	0.00	0.00	0.00	0.00	0.00
01 2610 890 007	OP OF BLDGS - OTHER MISC SE	0.00	0.00	0.00	0.00	0.00	0.00	0.00
01 2610 890 008	OP OF BLDGS - OTHER MISC BSMS	0.00	0.00	0.00	0.00	0.00	0.00	0.00
2610	OP OF BLDGS	3,549,998.58	272,277.38	2,241,617.68	63.97	1,308,380.90	29,376.74	1,279,004.16
2620	MAINT OF BLDGS							
01 2620 340 000	MAINT OF BLDGS - CONTR SERVICES DIST	185,000.00	4,800.08	94,338.95	50.99	90,661.05	0.00	90,661.05
01 2620 340 001	MAINT OF BLDGS - CONTR SERVICES HS	160,000.00	1,796.81	89,458.65	55.91	70,541.35	0.00	70,541.35
01 2620 340 002	MAINT OF BLDGS - CONTR SERVICES BE	40,000.00	1,530.68	30,124.26	75.31	9,875.74	0.00	9,875.74
01 2620 340 003	MAINT OF BLDGS - CONTR SERVICES PC	40,000.00	1,037.31	16,707.54	44.32	23,292.46	1,020.00	22,272.46
01 2620 340 004	MAINT OF BLDGS - CONTR SERVICES HE	40,000.00	1,267.40	11,432.46	30.49	28,567.54	762.45	27,805.09
01 2620 340 005	MAINT OF BLDGS - CONTR SERVICES BMS	60,000.00	4,311.19	26,162.08	44.32	33,837.92	432.60	33,405.32
01 2620 340 006	MAINT OF BLDGS - CONTR SERVICES AP	40,000.00	926.31	14,387.59	35.97	25,612.41	0.00	25,612.41
01 2620 340 007	MAINT OF BLDGS - CONTR SERVICES SE	35,000.00	922.45	13,290.55	37.97	21,709.45	0.00	21,709.45
01 2620 340 008	MAINT OF BLDGS - CONTR SERVICES BSMS	60,000.00	1,563.28	37,854.16	63.76	22,145.84	402.00	21,743.84
01 2620 420 000	MAINT OF BLDGS - CLEANING SERVICES DIST	25,000.00	1,381.00	13,167.00	52.67	11,833.00	0.00	11,833.00
01 2620 420 001	MAINT OF BLDGS - CLEANING SERVICES HS	270,000.00	21,470.00	151,494.00	56.11	118,506.00	0.00	118,506.00
01 2620 420 002	MAINT OF BLDGS - CLEANING SERVICES BE	105,000.00	7,570.00	52,990.00	50.47	52,010.00	0.00	52,010.00
01 2620 420 003	MAINT OF BLDGS - CLEANING SERVICES PC	105,000.00	7,828.00	54,796.00	52.19	50,204.00	0.00	50,204.00
01 2620 420 004	MAINT OF BLDGS - CLEANING SERVICES HE	105,000.00	7,293.00	51,051.00	48.62	53,949.00	0.00	53,949.00
01 2620 420 005	MAINT OF BLDGS - CLEANING SERVICES BMS	105,000.00	9,076.00	63,980.00	60.93	41,020.00	0.00	41,020.00
01 2620 420 006	MAINT OF BLDGS - CLEANING SERVICES AP	105,000.00	8,127.00	56,889.00	54.18	48,111.00	0.00	48,111.00
01 2620 420 007	MAINT OF BLDGS - CLEANING SERVICES SE	105,000.00	7,364.00	51,548.00	49.09	53,452.00	0.00	53,452.00
01 2620 420 008	MAINT OF BLDGS - CLEANING SERVICES BSMS	175,000.00	14,219.00	99,533.00	56.88	75,467.00	0.00	75,467.00
01 2620 431 000	MAINT OF BLDGS - REPAIRS & MAINT DIST	50,000.00	0.00	31,110.00	62.22	18,890.00	0.00	18,890.00
01 2620 490 000	MAINT OF BLDGS - OTHER PROP SERV DIST	2,000.00	407.96	1,136.46	56.82	863.54	0.00	863.54
01 2620 490 001	MAINT OF BLDGS - OTHER PROP SERV HS	1,000.00	0.00	288.00	28.80	712.00	0.00	712.00
01 2620 490 002	MAINT OF BLDGS - OTHER PROP SERV BE	1,000.00	0.00	540.00	54.00	460.00	0.00	460.00
01 2620 490 003	MAINT OF BLDGS - OTHER PROP SERV PC	1,000.00	0.00	36.00	3.60	964.00	0.00	964.00
01 2620 490 004	MAINT OF BLDGS - OTHER PROP SERV HE	1,000.00	0.00	108.00	10.80	892.00	0.00	892.00
01 2620 490 005	MAINT OF BLDGS - OTHER PROP SERV BMS	1,000.00	0.00	156.00	15.60	844.00	0.00	844.00
01 2620 490 006	MAINT OF BLDGS - OTHER PROP SERV AP	1,000.00	0.00	36.00	3.60	964.00	0.00	964.00
01 2620 490 007	MAINT OF BLDGS - OTHER PROP SERV SE	1,000.00	0.00	72.00	7.20	928.00	0.00	928.00
01 2620 490 008	MAINT OF BLDGS - OTHER PROP SERV BSMS	1,000.00	0.00	36.00	3.60	964.00	0.00	964.00
2620	MAINT OF BLDGS	1,820,000.00	102,891.47	962,722.70	53.04	857,277.30	2,617.05	854,660.25
2660	SECURITY							
01 2660 340 000	SECURITY - OTHER PROF SERVICES DIST	100,000.00	0.00	64,693.00	64.69	35,307.00	0.00	35,307.00
01 2660 340 001	SECURITY - OTHER PROF SERVICES HS	5,000.00	0.00	1,756.06	35.12	3,243.94	0.00	3,243.94
01 2660 340 002	SECURITY - OTHER PROF SERVICES BE	1,000.00	0.00	563.60	56.36	436.40	0.00	436.40
01 2660 340 003	SECURITY - OTHER PROF SERVICES PC	1,000.00	0.00	294.00	29.40	706.00	0.00	706.00
01 2660 340 004	SECURITY - OTHER PROF SERVICES HE	1,000.00	0.00	294.00	29.40	706.00	0.00	706.00
01 2660 340 005	SECURITY - OTHER PROF SERVICES BMS	1,000.00	0.00	399.00	39.90	601.00	0.00	601.00
01 2660 340 006	SECURITY - OTHER PROF SERVICES AP	1,000.00	0.00	294.00	29.40	706.00	0.00	706.00

Account Number	Account Description	Revised Budget	Expended During Month	Expenditures to Date	% of Budget	Balance at EOM	P/ O Outstanding	Unencumbered Balance
01 2660 340 007	SECURITY - OTHER PROF SERVICES SE	3,000.00	0.00	1,045.00	34.83	1,955.00	0.00	1,955.00
01 2660 340 008	SECURITY - OTHER PROF SERVICES BSMS	2,000.00	0.00	294.00	14.70	1,706.00	0.00	1,706.00
01 2660 431 000	SECURITY - REPAIRS & MAINT DIST	0.00	0.00	0.00	0.00	0.00	0.00	0.00
01 2660 431 001	SECURITY - REPAIRS & MAINT HS	0.00	0.00	0.00	0.00	0.00	0.00	0.00
01 2660 431 002	SECURITY - REPAIRS & MAINT BE	0.00	0.00	0.00	0.00	0.00	0.00	0.00
01 2660 431 003	SECURITY - REPAIRS & MAINT PC	0.00	0.00	0.00	0.00	0.00	0.00	0.00
01 2660 431 004	SECURITY - REPAIRS & MAINT HE	0.00	0.00	0.00	0.00	0.00	0.00	0.00
01 2660 431 005	SECURITY - REPAIRS & MAINT BMS	0.00	0.00	0.00	0.00	0.00	0.00	0.00
01 2660 431 006	SECURITY - REPAIRS & MAINT AP	0.00	0.00	0.00	0.00	0.00	0.00	0.00
01 2660 431 007	SECURITY - REPAIRS & MAINT SE	0.00	0.00	0.00	0.00	0.00	0.00	0.00
01 2660 431 008	SECURITY - REPAIRS & MAINT BSMS	0.00	0.00	0.00	0.00	0.00	0.00	0.00
01 2660 590 000	SECURITY - PURCHASED SERVICES DIST	12,000.00	0.00	2,336.50	19.47	9,663.50	0.00	9,663.50
01 2660 590 001	SECURITY - PURCHASED SERVICES HS	10,000.00	0.00	0.00	0.00	10,000.00	0.00	10,000.00
01 2660 590 002	SECURITY - PURCHASED SERVICES BE	10,000.00	0.00	0.00	0.00	10,000.00	0.00	10,000.00
01 2660 590 003	SECURITY - PURCHASED SERVICES PC	10,000.00	0.00	1,626.50	16.27	8,373.50	0.00	8,373.50
01 2660 590 004	SECURITY - PURCHASED SERVICES HE	10,000.00	0.00	0.00	0.00	10,000.00	0.00	10,000.00
01 2660 590 005	SECURITY - PURCHASED SERVICES BMS	10,000.00	0.00	0.00	0.00	10,000.00	0.00	10,000.00
01 2660 590 006	SECURITY - PURCHASED SERVICES AP	10,000.00	0.00	174.00	1.74	9,826.00	0.00	9,826.00
01 2660 590 007	SECURITY - PURCHASED SERVICES SE	40,000.00	0.00	0.00	0.00	40,000.00	0.00	40,000.00
01 2660 590 008	SECURITY - PURCHASED SERVICES BSMS	40,000.00	1,177.50	1,177.50	2.94	38,822.50	0.00	38,822.50
01 2660 610 000	SECURITY - SUPPLIES DIST	0.00	0.00	302.76	0.00	(302.76)	582.00	(884.76)
01 2660 610 001	SECURITY - SUPPLIES HS	0.00	0.00	0.00	0.00	0.00	0.00	0.00
01 2660 610 002	SECURITY - SUPPLIES BE	0.00	0.00	0.00	0.00	0.00	0.00	0.00
01 2660 610 003	SECURITY - SUPPLIES PC	0.00	0.00	0.00	0.00	0.00	0.00	0.00
01 2660 610 004	SECURITY - SUPPLIES HE	0.00	0.00	0.00	0.00	0.00	0.00	0.00
01 2660 610 005	SECURITY - SUPPLIES BMS	0.00	0.00	37.40	0.00	(37.40)	0.00	(37.40)
01 2660 610 006	SECURITY - SUPPLIES AP	0.00	0.00	0.00	0.00	0.00	0.00	0.00
01 2660 610 007	SECURITY - SUPPLIES SE	0.00	0.00	0.00	0.00	0.00	0.00	0.00
01 2660 610 008	SECURITY - SUPPLIES BSMS	0.00	0.00	0.00	0.00	0.00	0.00	0.00
01 2660 733 000	SECURITY - FURN & FIXTURES DIST	7,500.00	0.00	0.00	0.00	7,500.00	0.00	7,500.00
01 2660 733 001	SECURITY - FURN & FIXTURES HS	7,500.00	0.00	0.00	0.00	7,500.00	0.00	7,500.00
01 2660 733 002	SECURITY - FURN & FIXTURES BE	7,500.00	0.00	0.00	0.00	7,500.00	0.00	7,500.00
01 2660 733 003	SECURITY - FURN & FIXTURES PC	7,500.00	0.00	0.00	0.00	7,500.00	0.00	7,500.00
01 2660 733 004	SECURITY - FURN & FIXTURES HE	7,500.00	0.00	0.00	0.00	7,500.00	0.00	7,500.00
01 2660 733 005	SECURITY - FURN & FIXTURES BMS	7,500.00	0.00	0.00	0.00	7,500.00	0.00	7,500.00
01 2660 733 006	SECURITY - FURN & FIXTURES AP	7,500.00	0.00	0.00	0.00	7,500.00	0.00	7,500.00
01 2660 733 007	SECURITY - FURN & FIXTURES SE	7,500.00	0.00	0.00	0.00	7,500.00	0.00	7,500.00
01 2660 733 008	SECURITY - FURN & FIXTURES BSMS	7,500.00	0.00	0.00	0.00	7,500.00	0.00	7,500.00
2660	SECURITY	334,500.00	1,177.50	75,287.32	22.68	259,212.68	582.00	258,630.68
2710	REGULAR PUPIL TRANSPORTATION							
01 2710 110 000	REG TRANSP - SALARIES NON-INSTR	356,562.32	29,603.66	206,990.12	58.05	149,572.20	0.00	149,572.20
01 2710 120 000	REG TRANSP - SUBS NON-INSTR	0.00	0.00	0.00	0.00	0.00	0.00	0.00
01 2710 130 000	REG TRANSP - OT SALARIES NON-INSTR	8,736.21	693.88	6,447.55	73.80	2,288.66	0.00	2,288.66
01 2710 150 000	REG TRANSP - ADD'L COMP NON-INSTR	892.07	7.57	52.99	5.94	839.08	0.00	839.08
01 2710 210 000	REG TRANSP - GROUP INS NON-INSTR	4,451.51	444.59	2,840.68	63.81	1,610.83	0.00	1,610.83
01 2710 220 000	REG TRANSP - SOC SEC NON-INSTR	28,177.62	2,343.18	16,507.25	58.58	11,670.37	0.00	11,670.37
01 2710 230 000	REG TRANSP - RETIREMENT NON-INSTR	18,356.42	2,129.44	15,043.88	81.95	3,312.54	0.00	3,312.54
01 2710 237 000	REG TRANSP - INCR RET CONTR	6,313.09	732.36	5,173.79	81.95	1,139.30	0.00	1,139.30
01 2710 280 000	REG TRANSP - HEALTH BEN NON-INSTR DIST	2,824.00	356.25	2,493.75	88.31	330.25	0.00	330.25
01 2710 332 000	REG TRANSP - MILEAGE TO PARENTS	1,000.00	0.00	0.00	0.00	1,000.00	0.00	1,000.00
01 2710 340 000	REG TRANSP - OTHER PROF SERVICES	10,000.00	0.00	489.25	4.89	9,510.75	0.00	9,510.75
01 2710 490 000	REG TRANSP - REPAIRS & MAINT	140,000.00	15,730.94	77,814.26	56.61	62,185.74	1,434.05	60,751.69
01 2710 510 000	REG TRANSP - CONTR STUDENT TRANSP	0.00	0.00	0.00	0.00	0.00	0.00	0.00
01 2710 510 001	REG TRANSP - CONTR STUDENT TRANSP HS	0.00	0.00	0.00	0.00	0.00	0.00	0.00
01 2710 519 000	REG TRANSP - ST TRANSP OTHER SOURCES	430,000.00	27,012.15	152,664.78	35.50	277,335.22	0.00	277,335.22

Account Number	Account Description	Revised Budget	Expended During Month	Expenditures to Date	% of Budget	Balance at EOM	P/ O Outstanding	Unencumbered Balance
01 2710 519 001	REG TRANSP - ST TRANSP OTHER SOURCES HS	50,000.00	0.00	4,839.15	9.68	45,160.85	0.00	45,160.85
01 2710 610 000	REG TRANSP - SUPPLIES	10,000.00	2,714.27	7,185.56	74.86	2,814.44	300.00	2,514.44
01 2710 626 000	REG TRANSP - GAS & OIL	95,000.00	8,094.78	57,463.46	60.49	37,536.54	0.00	37,536.54
01 2710 732 000	REG TRANSP - VEHICLE ACQUISITION	215,000.00	0.00	92,560.56	87.63	122,439.44	95,850.00	26,589.44
01 2710 810 000	REG TRANSP - DUES & FEES	13,000.00	247.95	16,298.26	152.06	(3,298.26)	3,470.00	(6,768.26)
01 2710 890 000	REG TRANSP - OTHER MISC	0.00	0.00	0.00	0.00	0.00	0.00	0.00
2710	REGULAR PUPIL TRANSPORTATION	1,390,313.24	90,111.02	664,865.29	55.09	725,447.95	101,054.05	624,393.90
2712	SCHOOL AGE SPEC ED TRANSPORT							
01 2712 110 000	SPED TRANSP - SALARIES NON-INSTR	228,013.44	21,067.99	134,230.07	58.87	93,783.37	0.00	93,783.37
01 2712 112 000	SPED TRANSP - SALARIES INSTR AIDES	17,281.75	1,182.94	8,742.89	50.59	8,538.86	0.00	8,538.86
01 2712 120 000	SPED TRANSP - SUB NON-INSTR	0.00	0.00	0.00	0.00	0.00	0.00	0.00
01 2712 130 000	SPED TRANSP - OT SALARIES NON-INSTR	2,181.06	12.25	83.54	3.83	2,097.52	0.00	2,097.52
01 2712 150 000	SPED TRANSP - ADD'L COMP NON-INSTR	3,244.04	294.34	2,602.38	80.22	641.66	0.00	641.66
01 2712 152 000	SPED TRANSP - ADD'L COMP INSTR AIDES	21.66	3.13	21.91	101.15	(0.25)	0.00	(0.25)
01 2712 210 000	SPED TRANSP - GROUP INS NON-INSTR	1,167.48	51.86	388.22	33.25	779.26	0.00	779.26
01 2712 212 000	SPED TRANSP - GROUP INS INSTR AIDES	35.70	318.19	2,227.39	6,239.19	(2,191.69)	0.00	(2,191.69)
01 2712 220 000	SPED TRANSP - SOC SEC NON-INSTR	18,686.09	1,708.88	11,066.73	59.22	7,619.36	0.00	7,619.36
01 2712 222 000	SPED TRANSP - SOC SEC INSTR AIDES	885.12	90.49	668.77	75.56	216.35	0.00	216.35
01 2712 230 000	SPED TRANSP - RETIREMENT NON-INSTR	13,643.23	1,549.40	9,871.69	72.36	3,771.54	0.00	3,771.54
01 2712 232 000	SPED TRANSP - RETIREMENT INSTR AIDES	878.72	86.94	641.94	73.05	236.78	0.00	236.78
01 2712 237 000	SPED TRANSP - INCR RET CONTR	4,994.37	562.76	3,615.94	72.40	1,378.43	0.00	1,378.43
01 2712 280 000	SPED TRANSP - HEALTH BEN NON-INSTR	6,248.62	970.46	7,793.22	124.72	(1,544.60)	0.00	(1,544.60)
01 2712 332 000	SPED TRANSP - MILEAGE TO PARENTS	0.00	0.00	0.00	0.00	0.00	0.00	0.00
01 2712 490 000	SPED TRANSP - REPAIRS & MAINT	15,000.00	1,789.51	13,714.96	100.60	1,285.04	1,375.27	(90.23)
01 2712 519 000	SPED TRANSP - ST TRANSP OTHER SOURCES	70,000.00	6,275.88	37,176.04	53.11	32,823.96	0.00	32,823.96
01 2712 610 000	SPED TRANSP - SUPPLIES	0.00	0.00	0.00	0.00	0.00	0.00	0.00
01 2712 626 000	SPED TRANSP - GAS & OIL	35,000.00	2,465.42	25,829.42	73.80	9,170.58	0.00	9,170.58
01 2712 732 000	SPED TRANSP - VEHICLE ACQUISITION	0.00	0.00	0.00	0.00	0.00	0.00	0.00
01 2712 890 000	SPED TRANSP - OTHER MISC	0.00	0.00	0.00	0.00	0.00	0.00	0.00
2712	SCHOOL AGE SPEC ED TRANSPORT	417,281.28	38,430.44	258,675.11	62.32	158,606.17	1,375.27	157,230.90
3400	CATEGORICAL GRANTS FROM CORPORATIONS & O							
01 3400 890 000	CAT GRANTS FROM CORP - OTHER MISC DIST	0.00	0.00	0.00	0.00	0.00	0.00	0.00
3400	CATEGORICAL GRANTS FROM CORPORATIONS & O	0.00	0.00	0.00	0.00	0.00	0.00	0.00
3535	HIGH ABILITY LEARNERS							
01 3535 111 000	HAL - SALARIES TEACHERS DIST	133.46	0.00	0.00	0.00	133.46	0.00	133.46
01 3535 111 002	HAL - SALARIES TEACHERS BE	1,325.32	0.00	150.00	11.32	1,175.32	0.00	1,175.32
01 3535 111 003	HAL - SALARIES TEACHERS PC	0.00	0.00	0.00	0.00	0.00	0.00	0.00
01 3535 111 004	HAL - SALARIES TEACHERS HE	36,461.57	2,870.29	20,092.03	55.10	16,369.54	0.00	16,369.54
01 3535 111 005	HAL - SALARIES TEACHERS BMS	0.00	0.00	0.00	0.00	0.00	0.00	0.00
01 3535 111 006	HAL - SALARIES TEACHERS AP	36,461.44	2,870.29	20,229.53	55.48	16,231.91	0.00	16,231.91
01 3535 111 007	HAL - SALARIES TEACHERS SE	0.00	0.00	0.00	0.00	0.00	0.00	0.00
01 3535 111 008	HAL - SALARIES TEACHERS BSMS	72,531.10	5,898.29	41,438.03	57.13	31,093.07	0.00	31,093.07
01 3535 151 000	HAL - ADD'L COMP TEACHERS DIST	0.00	0.00	0.00	0.00	0.00	0.00	0.00
01 3535 151 002	HAL - ADD'L COMP TEACHERS BE	0.00	14.11	98.77	0.00	(98.77)	0.00	(98.77)
01 3535 151 003	HAL - ADD'L COMP TEACHERS PC	134.83	0.00	0.00	0.00	134.83	0.00	134.83
01 3535 151 004	HAL - ADD'L COMP TEACHERS HE	70.93	7.47	52.29	73.72	18.64	0.00	18.64
01 3535 151 005	HAL - ADD'L COMP TEACHERS BMS	0.00	0.00	0.00	0.00	0.00	0.00	0.00
01 3535 151 006	HAL - ADD'L COMP TEACHERS AP	70.84	7.46	52.22	73.72	18.62	0.00	18.62
01 3535 151 007	HAL - ADD'L COMP TEACHERS SE	176.27	0.00	0.00	0.00	176.27	0.00	176.27
01 3535 151 008	HAL - ADD'L COMP TEACHERS BSMS	0.00	15.40	107.80	0.00	(107.80)	0.00	(107.80)
01 3535 211 000	HAL - GROUP INS TEACHERS DIST	0.00	0.00	0.00	0.00	0.00	0.00	0.00
01 3535 211 002	HAL - GROUP INS TEACHERS BE	0.00	0.00	0.00	0.00	0.00	0.00	0.00
01 3535 211 003	HAL - GROUP INS TEACHERS PC	0.00	0.00	0.00	0.00	0.00	0.00	0.00
01 3535 211 004	HAL - GROUP INS TEACHERS HE	35.81	2.60	18.20	50.82	17.61	0.00	17.61

Account Number	Account Description	Revised Budget	Expended During Month	Expenditures to Date	% of Budget	Balance at EOM	P/ O Outstanding	Unencumbered Balance
01 3535 734 005	HAL - HARDWARE BMS	0.00	0.00	0.00	0.00	0.00	0.00	0.00
01 3535 734 006	HAL - HARDWARE AP	0.00	0.00	0.00	0.00	0.00	0.00	0.00
01 3535 734 007	HAL - HARDWARE SE	0.00	0.00	0.00	0.00	0.00	0.00	0.00
01 3535 734 008	HAL - HARDWARE BSMS	0.00	0.00	0.00	0.00	0.00	0.00	0.00
01 3535 735 002	HAL - SOFTWARE BE	0.00	0.00	0.00	0.00	0.00	0.00	0.00
01 3535 735 003	HAL - SOFTWARE PC	0.00	0.00	0.00	0.00	0.00	0.00	0.00
01 3535 735 004	HAL - SOFTWARE HE	0.00	0.00	0.00	0.00	0.00	0.00	0.00
01 3535 735 005	HAL - SOFTWARE BMS	0.00	0.00	0.00	0.00	0.00	0.00	0.00
01 3535 735 006	HAL - SOFTWARE AP	0.00	0.00	0.00	0.00	0.00	0.00	0.00
01 3535 735 007	HAL - SOFTWARE SE	0.00	0.00	0.00	0.00	0.00	0.00	0.00
01 3535 735 008	HAL - SOFTWARE BSMS	0.00	0.00	0.00	0.00	0.00	0.00	0.00
01 3535 810 000	HAL - DUES & FEES DIST	500.00	600.00	2,036.88	407.38	(1,536.88)	0.00	(1,536.88)
01 3535 810 001	HAL - DUES & FEES HS	1,000.00	0.00	0.00	0.00	1,000.00	0.00	1,000.00
01 3535 810 002	HAL - DUES & FEES BE	500.00	0.00	0.00	0.00	500.00	0.00	500.00
01 3535 810 003	HAL - DUES & FEES PC	500.00	0.00	0.00	0.00	500.00	0.00	500.00
01 3535 810 004	HAL - DUES & FEES HE	500.00	0.00	0.00	0.00	500.00	0.00	500.00
01 3535 810 005	HAL - DUES & FEES BMS	1,000.00	0.00	0.00	0.00	1,000.00	0.00	1,000.00
01 3535 810 006	HAL - DUES & FEES AP	500.00	0.00	0.00	0.00	500.00	0.00	500.00
01 3535 810 007	HAL - DUES & FEES SE	500.00	0.00	0.00	0.00	500.00	0.00	500.00
01 3535 810 008	HAL - DUES & FEES BSMS	1,000.00	0.00	0.00	0.00	1,000.00	0.00	1,000.00
01 3535 890 001	HAL - OTHER MISC HS	0.00	0.00	0.00	0.00	0.00	0.00	0.00
01 3535 890 002	HAL - OTHER MISC BE	0.00	0.00	0.00	0.00	0.00	0.00	0.00
01 3535 890 003	HAL - OTHER MISC PC	0.00	0.00	0.00	0.00	0.00	0.00	0.00
01 3535 890 004	HAL - OTHER MISC HE	0.00	0.00	0.00	0.00	0.00	0.00	0.00
01 3535 890 005	HAL - OTHER MISC BMS	0.00	0.00	0.00	0.00	0.00	0.00	0.00
01 3535 890 006	HAL - OTHER MISC AP	0.00	0.00	0.00	0.00	0.00	0.00	0.00
01 3535 890 007	HAL - OTHER MISC SE	0.00	0.00	0.00	0.00	0.00	0.00	0.00
01 3535 890 008	HAL - OTHER MISC BSMS	0.00	0.00	0.00	0.00	0.00	0.00	0.00
3535	HIGH ABILITY LEARNERS	195,278.63	15,948.20	110,229.08	56.49	85,049.55	90.00	84,959.55
3551	CAREER EDUCATION							
01 3551 610 001	CAREER ED - SUPPLIES HS	0.00	0.00	0.00	0.00	0.00	64.17	(64.17)
3551	CAREER EDUCATION	0.00	0.00	0.00	0.00	0.00	64.17	(64.17)
3599	OTHER STATE CATEGORICAL PROGRAMS							
01 3599 610 004	MENTAL HEALTH GRANT	0.00	0.00	0.00	0.00	0.00	0.00	0.00
3599	OTHER STATE CATEGORICAL PROGRAMS	0.00	0.00	0.00	0.00	0.00	0.00	0.00
4300	ARCH & ENGINEERING							
01 4300 340 000	ARCH & ENGINEERING - OTHER PROF SERVICES	0.00	0.00	0.00	0.00	0.00	0.00	0.00
4300	ARCH & ENGINEERING	0.00	0.00	0.00	0.00	0.00	0.00	0.00
5000	DEBT SERVICES							
01 5000 807 000	REPAYMENT OF TAXES FOR REVALUED PROP	0.00	0.00	0.00	0.00	0.00	0.00	0.00
01 5000 831 000	DEBT SERVICE - REDEMPTION/PRINCIPAL DIST	0.00	0.00	0.00	0.00	0.00	0.00	0.00
01 5000 832 000	DEBT SERVICE - INTEREST DIST	1,000,000.00	0.00	0.00	0.00	1,000,000.00	0.00	1,000,000.00
5000	DEBT SERVICES	1,000,000.00	0.00	0.00	0.00	1,000,000.00	0.00	1,000,000.00
6200	TITLE I, PART A ESSA IMPROV THE ACADEM							
01 6200 111 002	TITLE 1 ESSA - SALARIES TEACHERS BE	85,286.14	6,946.63	48,707.49	57.11	36,578.65	0.00	36,578.65
01 6200 111 004	TITLE 1 ESSA - SALARIES TEACHERS HE	0.00	5,907.46	41,352.22	0.00	(41,352.22)	0.00	(41,352.22)
01 6200 151 002	TITLE 1 ESSA - ADD'L COMP TEACHERS BE	163.10	18.00	153.08	93.86	10.02	0.00	10.02
01 6200 211 002	TITLE 1 ESSA - GROUP INS TEACHERS BE	27,382.40	2,286.84	16,007.88	58.46	11,374.52	0.00	11,374.52
01 6200 211 004	TITLE 1 ESSA - GROUP INS TEACHERS HE	0.00	1,982.69	13,878.83	0.00	(13,878.83)	0.00	(13,878.83)
01 6200 221 002	TITLE 1 ESSA - SOC SEC TEACHERS BE	6,142.62	530.51	3,721.83	60.59	2,420.79	0.00	2,420.79
01 6200 221 004	TITLE 1 ESSA - SOC SEC TEACHERS HE	0.00	444.09	3,108.61	0.00	(3,108.61)	0.00	(3,108.61)
01 6200 231 002	TITLE 1 ESSA - RETIREMENT TEACHERS BE	6,101.98	510.57	3,583.28	58.72	2,518.70	0.00	2,518.70
01 6200 231 004	TITLE 1 ESSA - RETIREMENT TEACHERS HE	0.00	434.20	3,039.40	0.00	(3,039.40)	0.00	(3,039.40)

Account Number	Account Description	Revised Budget	Expended During Month	Expenditures to Date	% of Budget	Balance at EOM	P/ O Outstanding	Unencumbered Balance
01 6200 237 002	TITLE 1 ESSA - INCR RET CONTR BE	2,098.64	175.59	1,232.32	58.72	866.32	0.00	866.32
01 6200 237 004	TITLE 1 ESSA - INCR RET CONTR HE	0.00	149.33	1,045.28	0.00	(1,045.28)	0.00	(1,045.28)
01 6200 320 001	TITLE I, PART A ESSA - PROF ED SERV	0.00	0.00	0.00	0.00	0.00	0.00	0.00
01 6200 320 002	TITLE I, PART A ESSA - PROF ED SERV	0.00	0.00	0.00	0.00	0.00	0.00	0.00
01 6200 580 001	TITLE 1 ESSA - TRAVEL & MILEAGE HS	0.00	0.00	0.00	0.00	0.00	0.00	0.00
01 6200 580 002	TITLE 1 ESSA - TRAVEL & MILEAGE BE	0.00	0.00	0.00	0.00	0.00	0.00	0.00
01 6200 580 003	TITLE 1 ESSA - TRAVEL & MILEAGE PC	0.00	0.00	0.00	0.00	0.00	0.00	0.00
01 6200 610 002	TITLE 1 ESSA - SUPPLIES BE	0.00	0.00	0.00	0.00	0.00	0.00	0.00
01 6200 610 003	TITLE 1 ESSA - SUPPLIES PC	0.00	0.00	0.00	0.00	0.00	0.00	0.00
01 6200 610 004	TITLE 1 ESSA - SUPPLIES HE	0.00	0.00	0.00	0.00	0.00	0.00	0.00
01 6200 640 002	TITLE 1 ESSA - BOOKS & PER BE	500.00	0.00	0.00	0.00	500.00	0.00	500.00
01 6200 640 003	TITLE 1 ESSA - BOOKS & PER PC	500.00	0.00	0.00	0.00	500.00	0.00	500.00
01 6200 640 004	TITLE 1 ESSA - BOOKS & PER HE	500.00	0.00	0.00	0.00	500.00	0.00	500.00
01 6200 810 002	TITLE 1 ESSA - DUES & FEES BE	0.00	0.00	0.00	0.00	0.00	0.00	0.00
01 6200 890 002	TITLE 1 ESSA - OTHER MISC BE	0.00	0.00	0.00	0.00	0.00	0.00	0.00
01 6200 890 003	TITLE 1 ESSA - OTHER MISC PC	0.00	0.00	0.00	0.00	0.00	0.00	0.00
01 6200 890 004	TITLE 1 ESSA - OTHER MISC HE	0.00	0.00	0.00	0.00	0.00	0.00	0.00
6200	TITLE I, PART A ESSA IMPROV THE ACADEM	128,674.88	19,385.91	135,830.22	105.56	(7,155.34)	0.00	(7,155.34)
6310	TITLE II, PART A ESSA TCHR QUAL GRANTS							
01 6310 111 000	TITLE IIA ESSA - SALARIES TEACHERS DIST	0.00	0.00	0.00	0.00	0.00	0.00	0.00
01 6310 111 001	TITLE IIA ESSA - SALARIES TEACHERS HS	0.00	0.00	0.00	0.00	0.00	0.00	0.00
01 6310 111 002	TITLE IIA ESSA - SALARIES TEACHERS BE	0.00	0.00	0.00	0.00	0.00	0.00	0.00
01 6310 111 003	TITLE IIA ESSA - SALARIES TEACHERS PC	0.00	0.00	0.00	0.00	0.00	0.00	0.00
01 6310 111 004	TITLE IIA ESSA - SALARIES TEACHERS HE	0.00	0.00	0.00	0.00	0.00	0.00	0.00
01 6310 111 005	TITLE IIA ESSA - SALARIES TEACHERS BMS	0.00	0.00	0.00	0.00	0.00	0.00	0.00
01 6310 111 006	TITLE IIA ESSA - SALARIES TEACHERS AP	0.00	0.00	0.00	0.00	0.00	0.00	0.00
01 6310 111 007	TITLE IIA ESSA - SALARIES TEACHERS SE	0.00	0.00	0.00	0.00	0.00	0.00	0.00
01 6310 111 008	TITLE IIA ESSA - SALARIES TEACHERS BSMS	0.00	0.00	0.00	0.00	0.00	0.00	0.00
01 6310 123 001	TITLE IIA ESSA - SUB TEACHERS HS	0.00	0.00	0.00	0.00	0.00	0.00	0.00
01 6310 123 002	TITLE IIA ESSA - SUB TEACHERS BE	0.00	0.00	0.00	0.00	0.00	0.00	0.00
01 6310 123 003	TITLE IIA ESSA - SUB TEACHERS PC	0.00	0.00	0.00	0.00	0.00	0.00	0.00
01 6310 123 004	TITLE IIA ESSA - SUB TEACHERS HE	0.00	0.00	0.00	0.00	0.00	0.00	0.00
01 6310 123 006	TITLE IIA ESSA - SUB TEACHERS AP	0.00	0.00	0.00	0.00	0.00	0.00	0.00
01 6310 221 000	TITLE IIA ESSA - SOC SEC TEACHERS DIST	0.00	0.00	0.00	0.00	0.00	0.00	0.00
01 6310 221 001	TITLE IIA ESSA - SOC SEC TEACHERS HS	0.00	0.00	0.00	0.00	0.00	0.00	0.00
01 6310 221 002	TITLE IIA ESSA - SOC SEC TEACHERS BE	0.00	0.00	0.00	0.00	0.00	0.00	0.00
01 6310 221 003	TITLE IIA ESSA - SOC SEC TEACHERS PC	0.00	0.00	0.00	0.00	0.00	0.00	0.00
01 6310 221 004	TITLE IIA ESSA - SOC SEC TEACHERS HE	0.00	0.00	0.00	0.00	0.00	0.00	0.00
01 6310 221 005	TITLE IIA ESSA - SOC SEC TEACHERS BMS	0.00	0.00	0.00	0.00	0.00	0.00	0.00
01 6310 221 006	TITLE IIA ESSA - SOC SEC TEACHERS AP	0.00	0.00	0.00	0.00	0.00	0.00	0.00
01 6310 221 007	TITLE IIA ESSA - SOC SEC TEACHERS SE	0.00	0.00	0.00	0.00	0.00	0.00	0.00
01 6310 221 008	TITLE IIA ESSA - SOC SEC TEACHERS BSMS	0.00	0.00	0.00	0.00	0.00	0.00	0.00
01 6310 231 000	TITLE IIA ESSA - RETIREMENT TEACHERS DIS	0.00	0.00	0.00	0.00	0.00	0.00	0.00
01 6310 231 001	TITLE IIA ESSA - RETIREMENT TEACHERS HS	0.00	0.00	0.00	0.00	0.00	0.00	0.00
01 6310 231 002	TITLE IIA ESSA - RETIREMENT TEACHERS BE	0.00	0.00	0.00	0.00	0.00	0.00	0.00
01 6310 231 003	TITLE IIA ESSA - RETIREMENT TEACHERS PC	0.00	0.00	0.00	0.00	0.00	0.00	0.00
01 6310 231 004	TITLE IIA ESSA - RETIREMENT TEACHERS HE	0.00	0.00	0.00	0.00	0.00	0.00	0.00
01 6310 231 005	TITLE IIA ESSA - RETIREMENT TEACHERS BMS	0.00	0.00	0.00	0.00	0.00	0.00	0.00
01 6310 231 006	TITLE IIA ESSA - RETIREMENT TEACHERS AP	0.00	0.00	0.00	0.00	0.00	0.00	0.00
01 6310 231 007	TITLE IIA ESSA - RETIREMENT TEACHERS SE	0.00	0.00	0.00	0.00	0.00	0.00	0.00
01 6310 231 008	TITLE IIA ESSA - RETIREMENT TEACHERS BSMS	0.00	0.00	0.00	0.00	0.00	0.00	0.00
01 6310 237 000	TITLE IIA ESSA - INCR RET CONTR DIST	17.64	0.00	0.00	0.00	17.64	0.00	17.64
01 6310 237 001	TITLE IIA ESSA - INCR RET CONTR HS	52.18	0.00	0.00	0.00	52.18	0.00	52.18
01 6310 237 002	TITLE IIA ESSA - INCR RET CONTR BE	262.83	0.00	0.00	0.00	262.83	0.00	262.83
01 6310 237 003	TITLE IIA ESSA - INCR RET CONTR PC	286.07	0.00	0.00	0.00	286.07	0.00	286.07

Account Number	Account Description	Revised Budget	Expended During Month	Expenditures to Date	% of Budget	Balance at EOM	P/ O Outstanding	Unencumbered Balance
01 6310 237 004	TITLE IIA ESSA - INCR RET CONTR HE	222.30	0.00	0.00	0.00	222.30	0.00	222.30
01 6310 237 005	TITLE IIA ESSA - INCR RET CONTR BMS	181.14	0.00	0.00	0.00	181.14	0.00	181.14
01 6310 237 006	TITLE IIA ESSA - INCR RET CONTR AP	148.34	0.00	0.00	0.00	148.34	0.00	148.34
01 6310 237 007	TITLE IIA ESSA - INCR RET CONTR SE	180.95	0.00	0.00	0.00	180.95	0.00	180.95
01 6310 237 008	TITLE IIA ESSA - INCR RET CONTR BSMS	198.45	0.00	0.00	0.00	198.45	0.00	198.45
01 6310 580 000	TITLE IIA ESSA - TRAVEL & MILEAGE DIST	0.00	0.00	0.00	0.00	0.00	0.00	0.00
01 6310 580 001	TITLE IIA ESSA - TRAVEL & MILEAGE HS	0.00	0.00	0.00	0.00	0.00	0.00	0.00
01 6310 580 002	TITLE IIA ESSA - TRAVEL & MILEAGE BE	0.00	0.00	0.00	0.00	0.00	0.00	0.00
01 6310 580 003	TITLE IIA ESSA - TRAVEL & MILEAGE PC	0.00	0.00	0.00	0.00	0.00	0.00	0.00
01 6310 580 004	TITLE IIA ESSA - TRAVEL & MILEAGE HE	0.00	0.00	0.00	0.00	0.00	0.00	0.00
01 6310 580 005	TITLE IIA ESSA - TRAVEL & MILEAGE BMS	0.00	0.00	0.00	0.00	0.00	0.00	0.00
01 6310 580 006	TITLE IIA ESSA - TRAVEL & MILEAGE AP	0.00	0.00	0.00	0.00	0.00	0.00	0.00
01 6310 610 000	TITLE IIA ESSA - SUPPLIES DIST	0.00	0.00	0.00	0.00	0.00	0.00	0.00
01 6310 610 001	TITLE IIA ESSA - SUPPLIES HS	0.00	0.00	0.00	0.00	0.00	0.00	0.00
01 6310 610 002	TITLE IIA ESSA - SUPPLIES BE	0.00	0.00	0.00	0.00	0.00	0.00	0.00
01 6310 610 003	TITLE IIA ESSA - SUPPLIES PC	0.00	0.00	0.00	0.00	0.00	0.00	0.00
01 6310 610 004	TITLE IIA ESSA - SUPPLIES HE	0.00	0.00	0.00	0.00	0.00	0.00	0.00
01 6310 610 005	TITLE IIA ESSA - SUPPLIES BMS	0.00	0.00	0.00	0.00	0.00	0.00	0.00
01 6310 610 006	TITLE IIA ESSA - SUPPLIES AP	0.00	0.00	0.00	0.00	0.00	0.00	0.00
01 6310 733 001	TITLE IIA ESSA - FURN & EQUIP HS	0.00	0.00	0.00	0.00	0.00	0.00	0.00
01 6310 733 002	TITLE IIA ESSA - FURN & EQUIP BE	0.00	0.00	0.00	0.00	0.00	0.00	0.00
01 6310 733 003	TITLE IIA ESSA - FURN & EQUIP PC	0.00	0.00	0.00	0.00	0.00	0.00	0.00
01 6310 733 004	TITLE IIA ESSA - FURN & EQUIP HE	0.00	0.00	0.00	0.00	0.00	0.00	0.00
01 6310 733 005	TITLE IIA ESSA - FURN & EQUIP BMS	0.00	0.00	0.00	0.00	0.00	0.00	0.00
01 6310 733 006	TITLE IIA ESSA - FURN & EQUIP AP	0.00	0.00	0.00	0.00	0.00	0.00	0.00
01 6310 734 001	TITLE IIA ESSA - HARDWARE HS	0.00	0.00	0.00	0.00	0.00	0.00	0.00
01 6310 734 002	TITLE IIA ESSA - HARDWARE BE	0.00	0.00	0.00	0.00	0.00	0.00	0.00
01 6310 734 003	TITLE IIA ESSA - HARDWARE PC	0.00	0.00	0.00	0.00	0.00	0.00	0.00
01 6310 734 004	TITLE IIA ESSA - HARDWARE HE	0.00	0.00	0.00	0.00	0.00	0.00	0.00
01 6310 734 005	TITLE IIA ESSA - HARDWARE BMS	0.00	0.00	0.00	0.00	0.00	0.00	0.00
01 6310 734 006	TITLE IIA ESSA - HARDWARE AP	0.00	0.00	0.00	0.00	0.00	0.00	0.00
01 6310 735 000	TITLE IIA ESSA - SOFTWARE DIST	0.00	0.00	0.00	0.00	0.00	0.00	0.00
01 6310 735 001	TITLE IIA ESSA - SOFTWARE HS	0.00	0.00	0.00	0.00	0.00	0.00	0.00
01 6310 735 002	TITLE IIA ESSA - SOFTWARE BE	0.00	0.00	0.00	0.00	0.00	0.00	0.00
01 6310 735 003	TITLE IIA ESSA - SOFTWARE PC	0.00	0.00	0.00	0.00	0.00	0.00	0.00
01 6310 735 004	TITLE IIA ESSA - SOFTWARE HE	0.00	0.00	0.00	0.00	0.00	0.00	0.00
01 6310 735 005	TITLE IIA ESSA - SOFTWARE BMS	0.00	0.00	0.00	0.00	0.00	0.00	0.00
01 6310 735 006	TITLE IIA ESSA - SOFTWARE AP	0.00	0.00	0.00	0.00	0.00	0.00	0.00
01 6310 810 000	TITLE IIA ESSA - DUES & FEES DIST	0.00	0.00	0.00	0.00	0.00	0.00	0.00
01 6310 810 001	TITLE IIA ESSA - DUES & FEES HS	0.00	0.00	0.00	0.00	0.00	0.00	0.00
01 6310 810 002	TITLE IIA ESSA - DUES & FEES BE	0.00	0.00	0.00	0.00	0.00	0.00	0.00
01 6310 810 003	TITLE IIA ESSA - DUES & FEES PC	0.00	0.00	0.00	0.00	0.00	0.00	0.00
01 6310 810 004	TITLE IIA ESSA - DUES & FEES HE	0.00	0.00	0.00	0.00	0.00	0.00	0.00
01 6310 810 005	TITLE IIA ESSA - DUES & FEES BMS	0.00	0.00	0.00	0.00	0.00	0.00	0.00
01 6310 810 006	TITLE IIA ESSA - DUES & FEES AP	0.00	0.00	0.00	0.00	0.00	0.00	0.00
01 6310 890 001	TITLE IIA ESSA - OTHER MISC HS	0.00	0.00	0.00	0.00	0.00	0.00	0.00
01 6310 890 002	TITLE IIA ESSA - OTHER MISC BE	0.00	0.00	0.00	0.00	0.00	0.00	0.00
01 6310 890 003	TITLE IIA ESSA - OTHER MISC PC	0.00	0.00	0.00	0.00	0.00	0.00	0.00
01 6310 890 004	TITLE IIA ESSA - OTHER MISC HE	0.00	0.00	0.00	0.00	0.00	0.00	0.00
01 6310 890 005	TITLE IIA ESSA - OTHER MISC BMS	0.00	0.00	0.00	0.00	0.00	0.00	0.00
01 6310 890 006	TITLE IIA ESSA - OTHER MISC AP	0.00	0.00	0.00	0.00	0.00	0.00	0.00
6310	TITLE II, PART A ESSA TCHR QUAL GRANTS	1,549.90	0.00	0.00	0.00	1,549.90	0.00	1,549.90
6404	IDEA PART B(611) BASE ALLOC BIRTH TO 4							
01 6404 111 002	IDEA B BASE - SALARIES TEACHERS BE	0.00	0.00	0.00	0.00	0.00	0.00	0.00
01 6404 111 006	IDEA B BASE - SALARIES TEACHERS AP	2,337.16	0.00	799.26	34.20	1,537.90	0.00	1,537.90

Account Number	Account Description	Revised Budget	Expended During Month	Expenditures to Date	% of Budget	Balance at EOM	P/ O Outstanding	Unencumbered Balance
01 6404 151 002	IDEA B BASE - ADD'L COMP TEACHERS BE	0.00	0.00	0.00	0.00	0.00	0.00	0.00
01 6404 151 006	IDEA B BASE - ADD'L COMP TEACHERS AP	0.00	0.00	0.00	0.00	0.00	0.00	0.00
01 6404 211 002	IDEA B BASE - GROUPS INS TEACHERS BE	0.00	0.00	0.00	0.00	0.00	0.00	0.00
01 6404 211 006	IDEA B BASE - GROUPS INS TEACHERS AP	0.00	0.00	320.14	0.00	(320.14)	0.00	(320.14)
01 6404 221 002	IDEA B BASE - SOC SEC TEACHERS BE	0.00	0.00	0.00	0.00	0.00	0.00	0.00
01 6404 221 006	IDEA B BASE - SOC SEC TEACHERS AP	24.31	0.00	58.66	241.30	(34.35)	0.00	(34.35)
01 6404 231 002	IDEA B BASE - RETIREMENT TEACHERS BE	0.00	0.00	0.00	0.00	0.00	0.00	0.00
01 6404 231 006	IDEA B BASE - RETIREMENT TEACHERS AP	24.12	0.00	58.74	243.53	(34.62)	0.00	(34.62)
01 6404 237 002	IDEA B BASE - INCR RET CONTR BE	0.00	0.00	0.00	0.00	0.00	0.00	0.00
01 6404 237 006	IDEA B BASE - INCR RET CONTR AP	8.29	0.00	20.20	243.67	(11.91)	0.00	(11.91)
01 6404 610 002	IDEA B BASE - SUPPLIES BE	0.00	0.00	0.00	0.00	0.00	0.00	0.00
01 6404 610 006	IDEA B BASE - SUPPLIES AP	2,000.00	0.00	0.00	0.00	2,000.00	0.00	2,000.00
6404	IDEA PART B(611) BASE ALLOC BIRTH TO 4	4,393.88	0.00	1,257.00	28.61	3,136.88	0.00	3,136.88
6406	IDEA PRESCHOOL(619) BASE ALLOC							
01 6406 111 002	IDEA PRESCH - SALARIES TEACHERS BE	0.00	0.00	0.00	0.00	0.00	0.00	0.00
01 6406 111 006	IDEA PRESCH - SALARIES TEACHERS AP	1,449.55	0.00	346.25	23.89	1,103.30	0.00	1,103.30
01 6406 111 007	IDEA PRESCH - SALARIES TEACHERS SE	0.00	0.00	0.00	0.00	0.00	0.00	0.00
01 6406 211 002	IDEA PRESCH - GROUP INS TEACHERS BE	0.00	0.00	0.00	0.00	0.00	0.00	0.00
01 6406 211 006	IDEA PRESCH - GROUP INS TEACHERS AP	0.00	0.00	113.98	0.00	(113.98)	0.00	(113.98)
01 6406 211 007	IDEA PRESCH - GROUP INS TEACHERS SE	0.00	0.00	0.00	0.00	0.00	0.00	0.00
01 6406 221 002	IDEA PRESCH - SOC SEC TEACHERS BE	0.00	0.00	0.00	0.00	0.00	0.00	0.00
01 6406 221 006	IDEA PRESCH - SOC SEC TEACHERS AP	32.47	0.00	25.09	77.27	7.38	0.00	7.38
01 6406 221 007	IDEA PRESCH - SOC SEC TEACHERS SE	0.00	0.00	0.00	0.00	0.00	0.00	0.00
01 6406 231 002	IDEA PRESCH - RETIREMENT TEACHERS BE	0.00	0.00	0.00	0.00	0.00	0.00	0.00
01 6406 231 006	IDEA PRESCH - RETIREMENT TEACHERS AP	32.16	0.00	25.45	79.14	6.71	0.00	6.71
01 6406 231 007	IDEA PRESCH - RETIREMENT TEACHERS SE	0.00	0.00	0.00	0.00	0.00	0.00	0.00
01 6406 237 002	IDEA PRESCH - INCR RET CONTR BE	0.00	0.00	0.00	0.00	0.00	0.00	0.00
01 6406 237 006	IDEA PRESCH - INCR RET CONTR AP	11.07	0.00	8.75	79.04	2.32	0.00	2.32
01 6406 237 007	IDEA PRESCH - INCR RET CONTR SE	0.00	0.00	0.00	0.00	0.00	0.00	0.00
01 6406 281 007	IDEA PRESCH - HEALTH BEN TEACHERS/PROF SE	0.00	0.00	0.00	0.00	0.00	0.00	0.00
01 6406 320 000	IDEA PRESCH - PROF ED SERVICES	0.00	0.00	0.00	0.00	0.00	0.00	0.00
01 6406 610 002	IDEA PRESCH - SUPPLIES BE	0.00	0.00	0.00	0.00	0.00	0.00	0.00
01 6406 610 006	IDEA PRESCH - SUPPLIES AP	10,000.00	0.00	0.00	0.00	10,000.00	0.00	10,000.00
6406	IDEA PRESCHOOL(619) BASE ALLOC	11,525.25	0.00	519.52	4.51	11,005.73	0.00	11,005.73
6408	IDEA PART B-611-BASE-EP							
01 6408 111 000	IDEA E/P - SALARIES TEACHERS DIST	0.00	0.00	0.00	0.00	0.00	0.00	0.00
01 6408 111 006	IDEA E/P - SALARIES TEACHERS AP	428,874.19	35,638.47	250,288.60	58.36	178,585.59	0.00	178,585.59
01 6408 112 006	IDEA E/P - SALARIES INSTR AIDES AP	57,191.28	1,359.58	28,608.41	50.02	28,582.87	0.00	28,582.87
01 6408 122 006	IDEA E/P - SUBS AIDES/ASST AP	2,160.61	638.08	3,381.92	156.53	(1,221.31)	0.00	(1,221.31)
01 6408 123 006	IDEA E/P - SUB TEACHERS AP	255.02	165.00	412.50	161.75	(157.48)	0.00	(157.48)
01 6408 151 000	IDEA E/P - ADD'L COMP TEACHERS DIST	35.61	0.00	0.00	0.00	35.61	0.00	35.61
01 6408 151 006	IDEA E/P - ADD'L COMP TEACHERS AP	1,943.84	111.96	784.12	40.34	1,159.72	0.00	1,159.72
01 6408 152 006	IDEA E/P - ADD'L COMP AIDES AP	0.00	0.00	0.00	0.00	0.00	0.00	0.00
01 6408 211 000	IDEA E/P - GROUP INS TEACHERS DIST	0.00	0.00	0.00	0.00	0.00	0.00	0.00
01 6408 211 006	IDEA E/P - GROUP INS TEACHERS AP	106,402.85	4,651.57	59,457.19	55.88	46,945.66	0.00	46,945.66
01 6408 212 006	IDEA E/P - GROUP INS INSTR AIDES AP	405.90	5.20	98.80	24.34	307.10	0.00	307.10
01 6408 221 000	IDEA E/P - SOC SEC TEACHERS DIST	0.00	0.00	0.00	0.00	0.00	0.00	0.00
01 6408 221 006	IDEA E/P - SOC SEC TEACHERS AP	32,081.10	2,777.33	19,020.26	59.29	13,060.84	0.00	13,060.84
01 6408 222 006	IDEA E/P - SOC SEC INSTR AIDES AP	4,892.23	152.81	2,445.34	49.98	2,446.89	0.00	2,446.89
01 6408 223 002	IDEA E/P - SOC SEC SUB TEACHERS BE	0.00	0.00	0.00	0.00	0.00	0.00	0.00
01 6408 223 006	IDEA E/P - SOC SEC SUB TEACHERS AP	20.08	12.62	31.56	157.17	(11.48)	0.00	(11.48)
01 6408 231 000	IDEA E/P - RETIREMENT TEACHERS/PROF	0.00	0.00	0.00	0.00	0.00	0.00	0.00
01 6408 231 006	IDEA E/P - RETIREMENT TEACHERS AP	31,535.70	2,621.73	18,412.37	58.39	13,123.33	0.00	13,123.33
01 6408 232 006	IDEA E/P - RETIREMENT INSTR AIDES AP	7,740.94	99.93	2,102.71	27.16	5,638.23	0.00	5,638.23

Account Number	Account Description	Revised Budget	Expended During Month	Expenditures to Date	% of Budget	Balance at EOM	P/ O Outstanding	Unencumbered Balance
01 6997 151 000	ESSER II - ADD'L COMP TEACHERS DIST	0.00	0.00	0.00	0.00	0.00	0.00	0.00
01 6997 151 002	ESSER II - ADD'L COMP TEACHERS BE	0.00	0.00	0.00	0.00	0.00	0.00	0.00
01 6997 211 000	ESSER II - GROUP INS TEACHERS/PROF DIST	0.00	0.00	0.00	0.00	0.00	0.00	0.00
01 6997 211 002	ESSER II - GROUP INS TEACHERS/PROF BE	0.00	0.00	0.00	0.00	0.00	0.00	0.00
01 6997 221 000	ESSER II - SOC SEC TEACHERS/PROF DIST	0.00	0.00	0.00	0.00	0.00	0.00	0.00
01 6997 221 002	ESSER II - SOC SEC TEACHERS/PROF BE	0.00	0.00	0.00	0.00	0.00	0.00	0.00
01 6997 231 000	ESSER II - RETIREMENT TEACHERS/PROF DIST	0.00	0.00	0.00	0.00	0.00	0.00	0.00
01 6997 231 002	ESSER II - RETIREMENT TEACHERS/PROF BE	0.00	0.00	0.00	0.00	0.00	0.00	0.00
01 6997 237 000	ESSER II - INCR RET CONTR DIST	0.00	0.00	0.00	0.00	0.00	0.00	0.00
01 6997 237 002	ESSER II - INCR RET CONTR BE	0.00	0.00	0.00	0.00	0.00	0.00	0.00
01 6997 281 000	ESSER II - HEALTH BEN TEACHERS/PROF DIST	0.00	0.00	0.00	0.00	0.00	0.00	0.00
01 6997 281 002	ESSER II - HEALTH BEN TEACHERS/PROF BE	0.00	0.00	0.00	0.00	0.00	0.00	0.00
6997	ESSER II	0.00	0.00	0.00	0.00	0.00	0.00	0.00
6998	ESSER III							
01 6998 640 000	ESSER III - BOOKS & PERIODICALS DIST	0.00	0.00	0.00	0.00	0.00	0.00	0.00
01 6998 640 002	ESSER III - BOOKS & PERIODICALS BE	125,000.00	0.00	124,997.80	100.00	2.20	0.00	2.20
01 6998 640 003	ESSER III - BOOKS & PERIODICALS PC	125,000.00	0.00	124,997.80	100.00	2.20	0.00	2.20
01 6998 640 004	ESSER III - BOOKS & PERIODICALS HE	125,000.00	0.00	124,997.80	100.00	2.20	0.00	2.20
01 6998 640 005	ESSER III - BOOKS & PERIODICALS BMS	0.00	0.00	0.00	0.00	0.00	0.00	0.00
01 6998 640 006	ESSER III - BOOKS & PERIODICALS AP	125,000.00	0.00	124,997.80	100.00	2.20	0.00	2.20
01 6998 640 007	ESSER III - BOOKS & PERIODICALS SE	125,000.00	0.00	124,997.80	100.00	2.20	0.00	2.20
01 6998 640 008	ESSER III - BOOKS & PERIODICALS BSMS	0.00	0.00	0.00	0.00	0.00	0.00	0.00
6998	ESSER III	625,000.00	0.00	624,989.00	100.00	11.00	0.00	11.00
8000	TRANSFERS (OUTGOING)							
01 8000 912 001	TRANSFERS TO SCHOOL NUTRITION FUND HS	0.00	0.00	0.00	0.00	0.00	0.00	0.00
01 8000 912 002	TRANSFERS TO SCHOOL NUTRITION FUND BE	0.00	0.00	0.00	0.00	0.00	0.00	0.00
01 8000 912 003	TRANSFERS TO SCHOOL NUTRITION FUND PC	0.00	0.00	0.00	0.00	0.00	0.00	0.00
01 8000 912 004	TRANSFERS TO SCHOOL NUTRITION FUND HE	0.00	0.00	0.00	0.00	0.00	0.00	0.00
01 8000 912 006	TRANSFERS TO SCHOOL NUTRITION FUND AP	0.00	0.00	0.00	0.00	0.00	0.00	0.00
01 8000 913 001	TRANSFERS TO ACTIVITY FUND HS	50,000.00	0.00	0.00	0.00	50,000.00	0.00	50,000.00
01 8000 913 002	TRANSFERS TO ACTIVITY FUND BE	0.00	0.00	0.00	0.00	0.00	0.00	0.00
01 8000 913 003	TRANSFERS TO ACTIVITY FUND PC	0.00	0.00	0.00	0.00	0.00	0.00	0.00
01 8000 913 004	TRANSFERS TO ACTIVITY FUND HE	0.00	0.00	0.00	0.00	0.00	0.00	0.00
01 8000 913 005	TRANSFERS TO ACTIVITY FUND BMS	12,500.00	0.00	0.00	0.00	12,500.00	0.00	12,500.00
01 8000 913 006	TRANSFERS TO ACTIVITY FUND AP	0.00	0.00	0.00	0.00	0.00	0.00	0.00
01 8000 913 007	TRANSFERS TO ACTIVITY FUND SE	0.00	0.00	0.00	0.00	0.00	0.00	0.00
01 8000 913 008	TRANSFERS TO ACTIVITY FUND BSMS	12,500.00	0.00	0.00	0.00	12,500.00	0.00	12,500.00
8000	TRANSFERS (OUTGOING)	75,000.00	0.00	0.00	0.00	75,000.00	0.00	75,000.00
9000	NON-PROGRAM EXPENDITURES							
01 9000 890 000	NON-PROG EXP - OTHER MISC DIST	0.00	0.00	0.00	0.00	0.00	0.00	0.00
01 9000 890 001	NON-PROG EXP - OTHER MISC HS	0.00	0.00	0.00	0.00	0.00	0.00	0.00
01 9000 890 002	NON-PROG EXP - OTHER MISC BE	0.00	0.00	0.00	0.00	0.00	0.00	0.00
01 9000 890 003	NON-PROG EXP - OTHER MISC PC	0.00	0.00	0.00	0.00	0.00	0.00	0.00
01 9000 890 004	NON-PROG EXP - OTHER MISC HE	0.00	0.00	0.00	0.00	0.00	0.00	0.00
01 9000 890 005	NON-PROG EXP - OTHER MISC BMS	0.00	0.00	0.00	0.00	0.00	0.00	0.00
01 9000 890 006	NON-PROG EXP - OTHER MISC AP	0.00	0.00	0.00	0.00	0.00	0.00	0.00
01 9000 890 007	NON-PROG EXP - OTHER MISC SE	0.00	0.00	0.00	0.00	0.00	0.00	0.00
01 9000 890 008	NON-PROG EXP - OTHER MISC BSMS	0.00	0.00	0.00	0.00	0.00	0.00	0.00
9000	NON-PROGRAM EXPENDITURES	0.00	0.00	0.00	0.00	0.00	0.00	0.00
01	GENFRAI FUND CHECKING	51,664,222.00	3,941,210.52	29,028,826.95	56.87	22,635,395.05	350,895.28	22,284,499.77

Account Number	Account Description	Revised Budget	Expended During Month	Expenditures to Date	% of Budget	Balance at EOM	P/ O Outstanding	Unencumbered Balance
02	NUTRITION SERVICES							
3100	FOOD SERVICE OPERATIONS							
02 3100 110 000	SALARIES COOKS DIST	83,900.00	6,991.67	48,941.69	58.33	34,958.31	0.00	34,958.31
02 3100 110 001	SALARIES COOKS HS	0.00	8,820.67	54,873.00	0.00	(54,873.00)	0.00	(54,873.00)
02 3100 110 002	SALARIES COOKS BE	0.00	6,715.17	45,777.10	0.00	(45,777.10)	0.00	(45,777.10)
02 3100 110 003	SALARIES COOKS PC	0.00	6,962.62	48,937.29	0.00	(48,937.29)	0.00	(48,937.29)
02 3100 110 004	SALARIES COOKS HE	0.00	5,953.07	41,277.31	0.00	(41,277.31)	0.00	(41,277.31)
02 3100 110 005	SALARIES COOKS BMS	0.00	8,084.75	55,781.89	0.00	(55,781.89)	0.00	(55,781.89)
02 3100 110 006	SALARIES COOKS AP	0.00	5,845.84	37,331.19	0.00	(37,331.19)	0.00	(37,331.19)
02 3100 110 007	SALARIES COOKS SE	0.00	4,043.91	33,122.79	0.00	(33,122.79)	0.00	(33,122.79)
02 3100 110 008	SALARIES COOKS BSMS	0.00	6,671.12	52,442.41	0.00	(52,442.41)	0.00	(52,442.41)
02 3100 120 001	SUB COOK SALARIES HS	0.00	3,913.47	24,045.79	0.00	(24,045.79)	0.00	(24,045.79)
02 3100 120 002	SUB COOK SALARIES BE	0.00	156.32	2,092.94	0.00	(2,092.94)	0.00	(2,092.94)
02 3100 120 003	SUB COOK SALARIES PC	0.00	296.77	897.63	0.00	(897.63)	0.00	(897.63)
02 3100 120 004	SUB COOK SALARIES HE	0.00	740.24	10,334.38	0.00	(10,334.38)	0.00	(10,334.38)
02 3100 120 005	SUB COOK SALARIES BMS	0.00	183.47	873.09	0.00	(873.09)	0.00	(873.09)
02 3100 120 006	SUB COOK SALARIES AP	0.00	0.00	2,687.09	0.00	(2,687.09)	0.00	(2,687.09)
02 3100 120 007	SUB COOK SALARIES SE	0.00	1,267.13	5,183.07	0.00	(5,183.07)	0.00	(5,183.07)
02 3100 120 008	SUB COOK SALARIES BSMS	0.00	2,166.40	10,745.35	0.00	(10,745.35)	0.00	(10,745.35)
02 3100 130 000	OT COOKS DIST	0.00	0.00	0.00	0.00	0.00	0.00	0.00
02 3100 130 001	OT COOKS HS	0.00	0.00	0.00	0.00	0.00	0.00	0.00
02 3100 130 002	OT COOKS BE	0.00	0.00	0.00	0.00	0.00	0.00	0.00
02 3100 130 003	OT COOKS PC	0.00	0.00	0.00	0.00	0.00	0.00	0.00
02 3100 130 004	OT COOKS HE	0.00	28.67	43.01	0.00	(43.01)	0.00	(43.01)
02 3100 130 005	OT COOKS BMS	0.00	0.00	155.86	0.00	(155.86)	0.00	(155.86)
02 3100 130 006	OT COOKS AP	0.00	0.00	60.15	0.00	(60.15)	0.00	(60.15)
02 3100 130 007	OT COOKS SE	0.00	0.00	0.00	0.00	0.00	0.00	0.00
02 3100 130 008	OT COOKS BSMS	0.00	0.00	33.90	0.00	(33.90)	0.00	(33.90)
02 3100 150 000	ADD'L COMP COOKS DIST	218.14	18.18	127.26	58.34	90.88	0.00	90.88
02 3100 150 001	ADD'L COMP COOKS HS	0.00	22.70	143.90	0.00	(143.90)	0.00	(143.90)
02 3100 150 002	ADD'L COMP COOKS BE	0.00	13.38	93.66	0.00	(93.66)	0.00	(93.66)
02 3100 150 003	ADD'L COMP COOKS PC	0.00	12.16	85.12	0.00	(85.12)	0.00	(85.12)
02 3100 150 004	ADD'L COMP COOKS HE	0.00	12.21	80.72	0.00	(80.72)	0.00	(80.72)
02 3100 150 005	ADD'L COMP COOKS BMS	0.00	18.14	126.98	0.00	(126.98)	0.00	(126.98)
02 3100 150 006	ADD'L COMP COOKS AP	0.00	11.91	83.37	0.00	(83.37)	0.00	(83.37)
02 3100 150 007	ADD'L COMP COOKS SE	0.00	7.46	67.76	0.00	(67.76)	0.00	(67.76)
02 3100 150 008	ADD'L COMP COOKS BSMS	0.00	13.82	109.34	0.00	(109.34)	0.00	(109.34)
02 3100 210 000	GROUP INS COOKS DIST	27,442.08	2,286.84	16,007.88	58.33	11,434.20	0.00	11,434.20
02 3100 210 001	GROUP INS COOKS HS	0.00	657.19	4,584.73	0.00	(4,584.73)	0.00	(4,584.73)
02 3100 210 002	GROUP INS COOKS BE	0.00	646.79	4,527.53	0.00	(4,527.53)	0.00	(4,527.53)
02 3100 210 003	GROUP INS COOKS PC	0.00	20.80	145.78	0.00	(145.78)	0.00	(145.78)
02 3100 210 004	GROUP INS COOKS HE	0.00	646.79	4,523.72	0.00	(4,523.72)	0.00	(4,523.72)
02 3100 210 005	GROUP INS COOKS BMS	0.00	649.39	4,556.13	0.00	(4,556.13)	0.00	(4,556.13)
02 3100 210 006	GROUP INS COOKS AP	0.00	42.54	285.81	0.00	(285.81)	0.00	(285.81)
02 3100 210 007	GROUP INS COOKS SE	0.00	638.99	4,488.53	0.00	(4,488.53)	0.00	(4,488.53)
02 3100 210 008	GROUP INS COOKS BSMS	0.00	644.19	4,509.33	0.00	(4,509.33)	0.00	(4,509.33)
02 3100 220 000	SOC SEC COOKS DIST	6,435.04	526.71	3,686.97	57.30	2,748.07	0.00	2,748.07
02 3100 220 001	SOC SEC COOKS HS	0.00	975.40	6,044.86	0.00	(6,044.86)	0.00	(6,044.86)
02 3100 220 002	SOC SEC COOKS BE	0.00	473.57	3,300.83	0.00	(3,300.83)	0.00	(3,300.83)
02 3100 220 003	SOC SEC COOKS PC	0.00	574.88	3,949.24	0.00	(3,949.24)	0.00	(3,949.24)
02 3100 220 004	SOC SEC COOKS HE	0.00	473.14	3,663.52	0.00	(3,663.52)	0.00	(3,663.52)
02 3100 220 005	SOC SEC COOKS BMS	0.00	633.40	4,352.27	0.00	(4,352.27)	0.00	(4,352.27)
02 3100 220 006	SOC SEC COOKS AP	0.00	459.40	3,151.33	0.00	(3,151.33)	0.00	(3,151.33)
02 3100 220 007	SOC SEC COOKS SE	0.00	405.86	2,928.64	0.00	(2,928.64)	0.00	(2,928.64)
02 3100 220 008	SOC SEC COOKS BSMS	0.00	676.64	4,841.30	0.00	(4,841.30)	0.00	(4,841.30)

Account Number	Account Description	Revised Budget	Expended During Month	Expenditures to Date	% of Budget	Balance at EOM	P/ O Outstanding	Unencumbered Balance
02 3100 230 000	RETIREMENT COOKS DIST	8,287.47	513.89	3,597.23	43.41	4,690.24	0.00	4,690.24
02 3100 230 001	RETIREMENT COOKS HS	0.00	787.51	4,956.20	0.00	(4,956.20)	0.00	(4,956.20)
02 3100 230 002	RETIREMENT COOKS BE	0.00	493.56	3,368.79	0.00	(3,368.79)	0.00	(3,368.79)
02 3100 230 003	RETIREMENT COOKS PC	0.00	516.03	3,617.52	0.00	(3,617.52)	0.00	(3,617.52)
02 3100 230 004	RETIREMENT COOKS HE	0.00	443.83	2,957.82	0.00	(2,957.82)	0.00	(2,957.82)
02 3100 230 005	RETIREMENT COOKS BMS	0.00	598.38	4,115.60	0.00	(4,115.60)	0.00	(4,115.60)
02 3100 230 006	RETIREMENT COOKS AP	0.00	429.67	2,748.27	0.00	(2,748.27)	0.00	(2,748.27)
02 3100 230 007	RETIREMENT COOKS SE	0.00	297.22	2,438.52	0.00	(2,438.52)	0.00	(2,438.52)
02 3100 230 008	RETIREMENT COOKS BSMS	0.00	494.51	3,815.42	0.00	(3,815.42)	0.00	(3,815.42)
02 3100 237 000	INCR RET CONTR DIST	0.00	176.74	1,237.18	0.00	(1,237.18)	0.00	(1,237.18)
02 3100 237 001	INCR RET CONTR HS	0.00	270.83	1,704.65	0.00	(1,704.65)	0.00	(1,704.65)
02 3100 237 002	INCR RET CONTR BE	0.00	169.74	1,158.56	0.00	(1,158.56)	0.00	(1,158.56)
02 3100 237 003	INCR RET CONTR PC	0.00	177.47	1,244.14	0.00	(1,244.14)	0.00	(1,244.14)
02 3100 237 004	INCR RET CONTR HE	0.00	152.63	1,017.24	0.00	(1,017.24)	0.00	(1,017.24)
02 3100 237 005	INCR RET CONTR BMS	0.00	205.79	1,415.41	0.00	(1,415.41)	0.00	(1,415.41)
02 3100 237 006	INCR RET CONTR AP	0.00	147.77	945.17	0.00	(945.17)	0.00	(945.17)
02 3100 237 007	INCR RET CONTR SE	0.00	102.22	838.66	0.00	(838.66)	0.00	(838.66)
02 3100 237 008	INCR RET CONTR BSMS	0.00	170.07	1,312.17	0.00	(1,312.17)	0.00	(1,312.17)
02 3100 280 000	HEALTH BEN COOKS DIST	0.00	0.00	0.00	0.00	0.00	0.00	0.00
02 3100 280 001	HEALTH BEN NON-INSTR HS	0.00	0.00	0.00	0.00	0.00	0.00	0.00
02 3100 280 002	HEALTH BEN NON-INSTR BE	0.00	0.00	0.00	0.00	0.00	0.00	0.00
02 3100 280 003	HEALTH BEN NON-INSTR PC	0.00	250.00	1,750.00	0.00	(1,750.00)	0.00	(1,750.00)
02 3100 280 004	HEALTH BEN NON-INSTR HE	0.00	0.00	0.00	0.00	0.00	0.00	0.00
02 3100 280 005	HEALTH BEN NON-INSTR BMS	0.00	0.00	0.00	0.00	0.00	0.00	0.00
02 3100 280 006	HEALTH BEN NON-INSTR AP	0.00	220.49	1,543.43	0.00	(1,543.43)	0.00	(1,543.43)
02 3100 280 007	HEALTH BEN NON-INSTR SE	0.00	0.00	0.00	0.00	0.00	0.00	0.00
02 3100 280 008	HEALTH BEN NON-INSTR BSMS	0.00	0.00	0.00	0.00	0.00	0.00	0.00
02 3100 431 001	REPAIRS & MAINT HS	0.00	1,892.50	5,324.20	0.00	(5,324.20)	0.00	(5,324.20)
02 3100 431 002	REPAIRS & MAINT BE	0.00	426.26	1,073.04	0.00	(1,073.04)	0.00	(1,073.04)
02 3100 431 003	REPAIRS & MAINT PC	0.00	764.25	4,012.18	0.00	(4,012.18)	0.00	(4,012.18)
02 3100 431 004	REPAIRS & MAINT HE	0.00	4,897.25	14,958.86	0.00	(14,958.86)	0.00	(14,958.86)
02 3100 431 005	REPAIRS & MAINT BMS	0.00	550.88	4,211.03	0.00	(4,211.03)	592.85	(4,803.88)
02 3100 431 006	REPAIRS & MAINT AP	0.00	0.00	3,672.65	0.00	(3,672.65)	0.00	(3,672.65)
02 3100 431 007	REPAIRS & MAINT SE	0.00	445.00	445.00	0.00	(445.00)	0.00	(445.00)
02 3100 431 008	REPAIRS & MAINT BSMS	0.00	378.00	2,300.38	0.00	(2,300.38)	0.00	(2,300.38)
02 3100 440 001	RENTALS HS	0.00	0.00	0.00	0.00	0.00	0.00	0.00
02 3100 440 002	RENTALS BE	0.00	0.00	0.00	0.00	0.00	0.00	0.00
02 3100 440 003	RENTALS PC	0.00	0.00	0.00	0.00	0.00	0.00	0.00
02 3100 440 004	RENTALS HE	0.00	0.00	0.00	0.00	0.00	0.00	0.00
02 3100 440 005	RENTALS BMS	0.00	0.00	0.00	0.00	0.00	0.00	0.00
02 3100 440 006	RENTALS AP	0.00	0.00	0.00	0.00	0.00	0.00	0.00
02 3100 440 007	RENTALS SE	0.00	0.00	0.00	0.00	0.00	0.00	0.00
02 3100 440 008	RENTALS BSMS	0.00	0.00	0.00	0.00	0.00	0.00	0.00
02 3100 580 000	TRAVEL EXPENSE AND MILEAGE DIST	0.00	133.73	919.35	0.00	(919.35)	0.00	(919.35)
02 3100 610 000	SUPPLIES DISTRICT	0.00	66.96	976.16	0.00	(976.16)	13.99	(990.15)
02 3100 610 001	SUPPLIES HS	0.00	1,412.04	15,597.07	0.00	(15,597.07)	1,022.22	(16,619.29)
02 3100 610 002	SUPPLIES BE	0.00	684.37	7,921.22	0.00	(7,921.22)	0.00	(7,921.22)
02 3100 610 003	SUPPLIES PC	0.00	354.11	9,009.66	0.00	(9,009.66)	0.00	(9,009.66)
02 3100 610 004	SUPPLIES HE	0.00	307.10	8,454.83	0.00	(8,454.83)	0.00	(8,454.83)
02 3100 610 005	SUPPLIES BMS	0.00	594.18	16,295.21	0.00	(16,295.21)	1,362.96	(17,658.17)
02 3100 610 006	SUPPLIES AP	0.00	169.32	7,256.38	0.00	(7,256.38)	0.00	(7,256.38)
02 3100 610 007	SUPPLIES SE	0.00	431.00	6,193.20	0.00	(6,193.20)	0.00	(6,193.20)
02 3100 610 008	SUPPLIES BSMS	0.00	1,202.87	18,077.19	0.00	(18,077.19)	908.64	(18,985.83)
02 3100 630 001	FOOD HS	0.00	46,071.08	243,509.94	0.00	(243,509.94)	0.00	(243,509.94)
02 3100 630 002	FOOD BE	0.00	5,902.48	67,226.51	0.00	(67,226.51)	57.41	(67,283.92)

Account Number	Account Description	Revised Budget	Expended During Month	Expenditures to Date	% of Budget	Balance at EOM	P/ O Outstanding	Unencumbered Balance
02 3100 630 003	FOOD PC	0.00	15,620.03	111,650.23	0.00	(111,650.23)	6.99	(111,657.22)
02 3100 630 004	FOOD HE	0.00	9,701.79	79,166.89	0.00	(79,166.89)	0.00	(79,166.89)
02 3100 630 005	FOOD BMS	0.00	7,041.96	94,418.80	0.00	(94,418.80)	0.00	(94,418.80)
02 3100 630 006	FOOD AP	0.00	9,299.03	68,317.15	0.00	(68,317.15)	0.00	(68,317.15)
02 3100 630 007	FOOD SE	0.00	8,277.30	69,146.37	0.00	(69,146.37)	5.99	(69,152.36)
02 3100 630 008	FOOD BSMS	0.00	17,623.63	112,548.16	0.00	(112,548.16)	0.00	(112,548.16)
02 3100 733 000	FURNITURE AND EQUIPMENT DIST	0.00	0.00	330.00	0.00	(330.00)	0.00	(330.00)
02 3100 733 001	FURNITURE AND EQUIPMENT HS	0.00	0.00	3,978.80	0.00	(3,978.80)	0.00	(3,978.80)
02 3100 733 002	FURNITURE AND EQUIPMENT BE	0.00	0.00	0.00	0.00	0.00	0.00	0.00
02 3100 733 003	FURNITURE AND EQUIPMENT PC	0.00	0.00	0.00	0.00	0.00	0.00	0.00
02 3100 733 004	FURNITURE AND EQUIPMENT HE	0.00	0.00	0.00	0.00	0.00	0.00	0.00
02 3100 733 005	FURNITURE AND EQUIPMENT BMS	0.00	0.00	59.36	0.00	(59.36)	0.00	(59.36)
02 3100 733 006	FURNITURE AND EQUIPMENT AP	0.00	0.00	0.00	0.00	0.00	0.00	0.00
02 3100 733 007	FURNITURE AND EQUIPMENT SE	0.00	0.00	0.00	0.00	0.00	0.00	0.00
02 3100 733 008	FURNITURE AND EQUIPMENT BSMS	0.00	0.00	0.00	0.00	0.00	0.00	0.00
02 3100 735 000	SOFTWARE DISTRICT	0.00	0.00	0.00	0.00	0.00	0.00	0.00
02 3100 735 001	COMPUTER SOFTWARE HS	0.00	0.00	1,727.80	0.00	(1,727.80)	0.00	(1,727.80)
02 3100 735 002	COMPUTER SOFTWARE BE	0.00	0.00	1,727.80	0.00	(1,727.80)	0.00	(1,727.80)
02 3100 735 003	COMPUTER SOFTWARE PC	0.00	0.00	1,727.80	0.00	(1,727.80)	0.00	(1,727.80)
02 3100 735 004	COMPUTER SOFTWARE HE	0.00	0.00	1,727.80	0.00	(1,727.80)	0.00	(1,727.80)
02 3100 735 005	COMPUTER SOFTWARE BMS	0.00	0.00	1,727.80	0.00	(1,727.80)	0.00	(1,727.80)
02 3100 735 006	COMPUTER SOFTWARE AP	0.00	0.00	1,727.80	0.00	(1,727.80)	0.00	(1,727.80)
02 3100 735 007	COMPUTER SOFTWARE SE	0.00	0.00	1,727.76	0.00	(1,727.76)	0.00	(1,727.76)
02 3100 735 008	COMPUTER SOFTWARE BSMS	0.00	0.00	1,727.80	0.00	(1,727.80)	0.00	(1,727.80)
02 3100 890 000	OTHER MISC EXPENSES DIST	0.00	1,003.82	1,671.55	0.00	(1,671.55)	225.00	(1,896.55)
02 3100 890 001	OTHER MISC EXPENSES HS	0.00	0.00	501.65	0.00	(501.65)	0.00	(501.65)
02 3100 890 002	OTHER MISC EXPENSES BE	0.00	0.00	51.50	0.00	(51.50)	0.00	(51.50)
02 3100 890 003	OTHER MISC EXPENSES PC	0.00	0.00	20.30	0.00	(20.30)	225.00	(245.30)
02 3100 890 004	OTHER MISC EXPENSES HE	0.00	0.00	68.20	0.00	(68.20)	300.00	(368.20)
02 3100 890 005	OTHER MISC EXPENSES BMS	0.00	0.00	24.60	0.00	(24.60)	300.00	(324.60)
02 3100 890 006	OTHER MISC EXPENSES AP	0.00	0.00	0.00	0.00	0.00	225.00	(225.00)
02 3100 890 007	OTHER MISC EXPENSES SE	0.00	0.00	162.25	0.00	(162.25)	0.00	(162.25)
02 3100 890 008	OTHER MISC EXPENSES BSMS	0.00	0.00	0.00	0.00	0.00	225.00	(225.00)
3100	FOOD SERVICE OPERATIONS	126,282.73	222,273.06	1,595,257.65	1,267.58	(1,468,974.92)	5,471.05	(1,474,445.97)
02	NUTRITION SERVICES	126,282.73	222,273.06	1,595,257.65	1,267.58	(1,468,974.92)	5,471.05	(1,474,445.97)

Account Number	Account Description	Revised Budget	Expended During Month	Expenditures to Date	% of Budget	Balance at EOM	P/ O Outstanding	Unencumbered Balance
03	DEPRECIATION							
2620	MAINT OF BLDGS							
03 2620 340 000	MAINT OF BLDGS - CONTR SERVICES DIST	0.00	0.00	0.00	0.00	0.00	0.00	0.00
2620	MAINT OF BLDGS	0.00	0.00	0.00	0.00	0.00	0.00	0.00
2900	OTHER SUPPORT SERVICES							
03 2900 340 000	OTHER PROF SERVICES DIST	0.00	0.00	0.00	0.00	0.00	0.00	0.00
03 2900 350 000	TECHNICAL SERVICES DIST	0.00	0.00	0.00	0.00	0.00	0.00	0.00
03 2900 440 000	RENTALS - OTHER DIST	0.00	0.00	0.00	0.00	0.00	0.00	0.00
03 2900 450 000	CONSTR SERVICES DIST	0.00	0.00	0.00	0.00	0.00	0.00	0.00
03 2900 490 000	OTHER PURCH SERVICES DIST	0.00	0.00	0.00	0.00	0.00	0.00	0.00
03 2900 610 000	SUPPLIES DIST	0.00	0.00	0.00	0.00	0.00	0.00	0.00
03 2900 621 000	NATURAL GAS DIST	0.00	0.00	0.00	0.00	0.00	0.00	0.00
03 2900 626 000	GAS AND OIL DIST	0.00	0.00	0.00	0.00	0.00	0.00	0.00
03 2900 640 000	BOOKS & PERIODICALS DIST	0.00	0.00	0.00	0.00	0.00	0.00	0.00
03 2900 641 000	E-BOOKS DIST	0.00	0.00	0.00	0.00	0.00	0.00	0.00
03 2900 643 000	WEB/CLOUD BASED SOFTWARE DIST	0.00	0.00	0.00	0.00	0.00	0.00	0.00
03 2900 650 000	SUPPLIES-TECHNOLOGY RELATED DIST	0.00	0.00	0.00	0.00	0.00	0.00	0.00
03 2900 730 000	EQUIPMENT DIST	0.00	0.00	0.00	0.00	0.00	0.00	0.00
03 2900 732 000	VEHICLE ACQUISITION DIST	0.00	0.00	0.00	0.00	0.00	0.00	0.00
03 2900 733 000	FURN & EQUIP DIST	0.00	0.00	0.00	0.00	0.00	0.00	0.00
03 2900 734 000	HARDWARE DIST	0.00	0.00	0.00	0.00	0.00	0.00	0.00
03 2900 735 000	SOFTWARE DIST	0.00	0.00	0.00	0.00	0.00	0.00	0.00
03 2900 739 000	OTHER EQUIP DIST	0.00	0.00	35,900.00	0.00	(35,900.00)	0.00	(35,900.00)
2900	OTHER SUPPORT SERVICES	0.00	0.00	35,900.00	0.00	(35,900.00)	0.00	(35,900.00)
8000	TRANSFERS (OUTGOING)							
03 8000 911 000	TRANSFERS TO GENERAL FUND DIST	0.00	0.00	0.00	0.00	0.00	0.00	0.00
8000	TRANSFERS (OUTGOING)	0.00	0.00	0.00	0.00	0.00	0.00	0.00
03	DEPRECIATION	0.00	0.00	35,900.00	0.00	(35,900.00)	0.00	(35,900.00)

Account Number	Account Description	Revised Budget	Expended During Month	Expenditures to Date	% of Budget	Balance at EOM	P/ O Outstanding	Unencumbered Balance
05	UNEMPLOYMENT - SAVINGS							
2900	OTHER SUPPORT SERVICES							
05 2900 271 000	WORKER'S COMPENSATION TEACH/PROF DIST	0.00	0.00	655.75	0.00	(655.75)	0.00	(655.75)
2900	OTHER SUPPORT SERVICES	0.00	0.00	655.75	0.00	(655.75)	0.00	(655.75)
05	UNEMPLOYMENT - SAVINGS	0.00	0.00	655.75	0.00	(655.75)	0.00	(655.75)

Account Number	Account Description	Revised Budget	Expended During Month	Expenditures to Date	% of Budget	Balance at EOM	P/ O Outstanding	Unencumbered Balance
13 4500 739 006	BLDG ACQ & CONSTR - EQUIPMENT AP	0.00	0.00	0.00	0.00	0.00	0.00	0.00
13 4500 739 007	BLDG ACQ & CONSTR - EQUIPMENT SE	0.00	0.00	0.00	0.00	0.00	0.00	0.00
13 4500 739 008	BLDG ACQ & CONSTR - EQUIPMENT BSMS	0.00	0.00	66.45	0.00	(66.45)	0.00	(66.45)
13 4500 890 000	BLDG ACQ & CONSTR - OTHER MISC EXP	0.00	0.00	0.00	0.00	0.00	0.00	0.00
4500	BLDG ACQ & CONSTR	0.00	91,650.00	176,823.92	0.00	(176,823.92)	0.00	(176,823.92)
5000	DEBT SERVICES							
13 5000 807 000	REPAYMENT OF TAXES FOR REVALUED PROP	0.00	0.00	0.00	0.00	0.00	0.00	0.00
5000	DEBT SERVICES	0.00	0.00	0.00	0.00	0.00	0.00	0.00
13	SPECIAL BUILDING FUND - CHECKING	0.00	915,454.46	1,041,505.74	0.00	(1,041,505.74)	0.00	(1,041,505.74)

Account Number	Account Description	Revised Budget	Expended During Month	Expenditures to Date	% of Budget	Balance at EOM	P/ O Outstanding	Unencumbered Balance
15	QSC BONDS - NLAF							
5000	DEBT SERVICES							
15 5000 831 000	REDEMPTION OF PRINCIPAL	0.00	0.00	3,195,580.00	0.00	(3,195,580.00)	0.00	(3,195,580.00)
15 5000 832 000	DEBT SERVICE INTEREST	0.00	0.00	105,153.92	0.00	(105,153.92)	0.00	(105,153.92)
5000	DEBT SERVICES	0.00	0.00	3,300,733.92	0.00	(3,300,733.92)	0.00	(3,300,733.92)
15	QSC BONDS - NLAF	0.00	0.00	3,300,733.92	0.00	(3,300,733.92)	0.00	(3,300,733.92)

Account Number	Account Description	Revised Budget	Expended During Month	Expenditures to Date	% of Budget	Balance at EOM	P/ O Outstanding	Unencumbered Balance
16	QSC BONDS -SAVINGS							
5000	DEBT SERVICES							
16 5000 830 000	DUES & FEES	0.00	0.00	0.00	0.00	0.00	0.00	0.00
16 5000 831 000	REDEMPTION OF PRINCIPAL DIST	0.00	0.00	1,004,420.00	0.00	(1,004,420.00)	0.00	(1,004,420.00)
16 5000 832 000	DEBT SERVICE INTEREST	0.00	0.00	14,986.76	0.00	(14,986.76)	0.00	(14,986.76)
5000	DEBT SERVICES	0.00	0.00	1,019,406.76	0.00	(1,019,406.76)	0.00	(1,019,406.76)
16	QSC BONDS -SAVINGS	0.00	0.00	1,019,406.76	0.00	(1,019,406.76)	0.00	(1,019,406.76)

Account Number	Account Description	Revised Budget	Expended During Month	Expenditures to Date	% of Budget	Balance at EOM	P/ O Outstanding	Unencumbered Balance
21	ACTIVITY FUND							
2900	OTHER SUPPORT SERVICES							
21 2900 610 000 805	Youth Boys' Basketball	0.00	242.90	7,360.64	0.00	(7,360.64)	3,257.60	(10,618.24)
21 2900 610 000 815	Landscaping Fund	0.00	0.00	0.00	0.00	0.00	0.00	0.00
21 2900 610 000 825	Girls' Youth Basketball	0.00	449.06	6,661.27	0.00	(6,661.27)	100.00	(6,761.27)
21 2900 610 000 875	Wellness	0.00	0.00	0.00	0.00	0.00	652.00	(652.00)
21 2900 610 000 880	Facilities Use	0.00	0.00	138,640.90	0.00	(138,640.90)	441.03	(139,081.93)
21 2900 610 001 100	Athletics HS	0.00	567.33	18,567.33	0.00	(18,567.33)	2,234.81	(20,802.14)
21 2900 610 001 105	Football HS	0.00	3,699.20	46,628.35	0.00	(46,628.35)	4,127.95	(50,756.30)
21 2900 610 001 111	Varsity Track HS	0.00	2,390.00	4,572.20	0.00	(4,572.20)	2,572.70	(7,144.90)
21 2900 610 001 113	Athletic Training HS	0.00	100.04	7,623.03	0.00	(7,623.03)	110.80	(7,733.83)
21 2900 610 001 114	Uniforms HS	0.00	1,480.00	14,768.64	0.00	(14,768.64)	0.00	(14,768.64)
21 2900 610 001 115	Volleyball HS	0.00	0.00	8,577.63	0.00	(8,577.63)	0.00	(8,577.63)
21 2900 610 001 116	Lodging/Meals HS	0.00	837.48	6,872.40	0.00	(6,872.40)	1,552.57	(8,424.97)
21 2900 610 001 117	Dues/Fees HS	0.00	0.00	0.00	0.00	0.00	0.00	0.00
21 2900 610 001 118	Cross Country Club HS	0.00	0.00	2,432.56	0.00	(2,432.56)	0.00	(2,432.56)
21 2900 610 001 119	Baseball HS	0.00	1,912.34	3,844.48	0.00	(3,844.48)	462.45	(4,306.93)
21 2900 610 001 125	Boys' Basketball HS	0.00	3,189.93	15,787.83	0.00	(15,787.83)	783.80	(16,571.63)
21 2900 610 001 131	Unified Track & Field	0.00	0.00	0.00	0.00	0.00	0.00	0.00
21 2900 610 001 132	Unified Track & Field Club	0.00	0.00	0.00	0.00	0.00	0.00	0.00
21 2900 610 001 135	Girls' Basketball HS	0.00	434.50	9,011.62	0.00	(9,011.62)	494.00	(9,505.62)
21 2900 610 001 141	Baseball Club HS	0.00	475.29	8,862.58	0.00	(8,862.58)	212.59	(9,075.17)
21 2900 610 001 142	Volleyball Club HS	0.00	0.00	4,433.43	0.00	(4,433.43)	120.00	(4,553.43)
21 2900 610 001 145	Cross Country HS	0.00	0.00	2,956.43	0.00	(2,956.43)	816.75	(3,773.18)
21 2900 610 001 150	Boys' Golf HS	0.00	1,594.84	1,594.84	0.00	(1,594.84)	412.25	(2,007.09)
21 2900 610 001 151	Softball Club HS	0.00	0.00	3,684.35	0.00	(3,684.35)	0.00	(3,684.35)
21 2900 610 001 152	Boys' Soccer HS	0.00	1,034.99	1,239.97	0.00	(1,239.97)	0.00	(1,239.97)
21 2900 610 001 153	Boys' Soccer Fundraising	0.00	3,308.49	6,186.13	0.00	(6,186.13)	181.48	(6,367.61)
21 2900 610 001 155	Girls' Golf HS	0.00	0.00	5,281.85	0.00	(5,281.85)	0.00	(5,281.85)
21 2900 610 001 156	Girls' Tennis	0.00	0.00	0.00	0.00	0.00	0.00	0.00
21 2900 610 001 164	Girls' Soccer HS	0.00	2,676.04	3,288.04	0.00	(3,288.04)	0.00	(3,288.04)
21 2900 610 001 165	Girls' Soccer Fundraising HS	0.00	500.00	500.00	0.00	(500.00)	0.00	(500.00)
21 2900 610 001 166	Girls' Tennis Club	0.00	0.00	0.00	0.00	0.00	0.00	0.00
21 2900 610 001 180	Wrestling HS	0.00	0.00	11,624.08	0.00	(11,624.08)	382.00	(12,006.08)
21 2900 610 001 190	Softball HS	0.00	0.00	5,273.10	0.00	(5,273.10)	0.00	(5,273.10)
21 2900 610 001 191	Unified Bowling HS	0.00	0.00	1,187.24	0.00	(1,187.24)	110.00	(1,297.24)
21 2900 610 001 192	Boys' Golf Club	0.00	0.00	0.00	0.00	0.00	650.00	(650.00)
21 2900 610 001 193	Girls' Golf Club	0.00	0.00	358.38	0.00	(358.38)	0.00	(358.38)
21 2900 610 001 194	Unified Bowling Club	0.00	0.00	0.00	0.00	0.00	0.00	0.00
21 2900 610 001 195	Track Club HS	0.00	10,793.75	15,011.32	0.00	(15,011.32)	5,887.82	(20,899.14)
21 2900 610 001 196	Football Club HS	0.00	738.55	20,676.52	0.00	(20,676.52)	5,162.89	(25,839.41)
21 2900 610 001 197	Wrestling Club	0.00	0.00	1,081.62	0.00	(1,081.62)	0.00	(1,081.62)
21 2900 610 001 200	Band HS	0.00	0.00	4,489.25	0.00	(4,489.25)	3,412.00	(7,901.25)
21 2900 610 001 205	Flag Corp HS	0.00	0.00	0.00	0.00	0.00	0.00	0.00
21 2900 610 001 250	Band Fundraising HS	0.00	0.00	0.00	0.00	0.00	0.00	0.00
21 2900 610 001 300	Dance Team HS	0.00	641.76	34,146.92	0.00	(34,146.92)	50.00	(34,196.92)
21 2900 610 001 351	Wrestling Cheerleading HS	0.00	0.00	0.00	0.00	0.00	0.00	0.00
21 2900 610 001 355	Varsity Cheerleading HS	0.00	3,898.06	9,449.75	0.00	(9,449.75)	915.10	(10,364.85)
21 2900 610 001 425	Prom	0.00	5,178.10	5,178.10	0.00	(5,178.10)	0.00	(5,178.10)
21 2900 610 001 450	Skills USA/VICA	0.00	1,410.00	3,687.49	0.00	(3,687.49)	0.00	(3,687.49)
21 2900 610 001 501	B-Club	0.00	0.00	0.00	0.00	0.00	0.00	0.00
21 2900 610 001 600	FBLA	0.00	0.00	2,400.00	0.00	(2,400.00)	300.00	(2,700.00)
21 2900 610 001 650	Fine Arts	0.00	0.00	1,192.02	0.00	(1,192.02)	0.00	(1,192.02)
21 2900 610 001 651	Play Production	0.00	0.00	0.00	0.00	0.00	0.00	0.00
21 2900 610 001 652	Speech	0.00	1,303.00	2,490.02	0.00	(2,490.02)	569.64	(3,059.66)

Account Number	Account Description	Revised Budget	Expended During Month	Expenditures to Date	% of Budget	Balance at EOM	P/ O Outstanding	Unencumbered Balance
21 2900 610 005 803	BMS Robotics	0.00	0.00	0.00	0.00	0.00	0.00	0.00
21 2900 610 005 810	BMS PTO	0.00	0.00	0.00	0.00	0.00	0.00	0.00
21 2900 610 005 845	BMS Yearbook	0.00	192.25	723.37	0.00	(723.37)	25.44	(748.81)
21 2900 610 005 860	BMS Engineering	0.00	0.00	0.00	0.00	0.00	0.00	0.00
21 2900 610 005 870	BMS Leadership Group	0.00	0.00	0.00	0.00	0.00	0.00	0.00
21 2900 610 005 891	BMS Student Senate	0.00	375.12	679.70	0.00	(679.70)	325.00	(1,004.70)
21 2900 610 005 892	BMS Cooking Club	0.00	86.28	898.56	0.00	(898.56)	160.62	(1,059.18)
21 2900 610 005 893	BMS Miscellaneous	0.00	0.00	239.67	0.00	(239.67)	0.00	(239.67)
21 2900 610 005 916	BMS Music Resale	0.00	0.00	0.00	0.00	0.00	0.00	0.00
21 2900 610 005 951	BMS Tech & Living	0.00	0.00	0.00	0.00	0.00	0.00	0.00
21 2900 610 005 996	BMS Library	0.00	503.38	1,954.72	0.00	(1,954.72)	0.00	(1,954.72)
21 2900 610 006 221	AP Band Resale	0.00	0.00	836.73	0.00	(836.73)	0.00	(836.73)
21 2900 610 006 511	AP Student Council	0.00	0.00	371.12	0.00	(371.12)	0.00	(371.12)
21 2900 610 006 561	AP Miscellaneous	0.00	364.40	1,661.20	0.00	(1,661.20)	199.80	(1,861.00)
21 2900 610 006 566	AP Yearbook	0.00	0.00	0.00	0.00	0.00	0.00	0.00
21 2900 610 006 976	AP Library	0.00	848.35	2,870.25	0.00	(2,870.25)	36.08	(2,906.33)
21 2900 610 007 222	SE Band Resale	0.00	0.00	0.00	0.00	0.00	0.00	0.00
21 2900 610 007 512	SE Student Council	0.00	0.00	76.61	0.00	(76.61)	0.00	(76.61)
21 2900 610 007 567	SE Miscellaneous	0.00	0.00	321.40	0.00	(321.40)	0.00	(321.40)
21 2900 610 007 568	SE Yearbook	0.00	0.00	0.00	0.00	0.00	0.00	0.00
21 2900 610 007 972	SE Library	0.00	2,473.44	4,024.61	0.00	(4,024.61)	253.83	(4,278.44)
21 2900 610 008 102	BSMS Athletics	0.00	769.49	2,044.58	0.00	(2,044.58)	1,358.94	(3,403.52)
21 2900 610 008 121	BSMS Football	0.00	0.00	1,715.00	0.00	(1,715.00)	0.00	(1,715.00)
21 2900 610 008 122	BSMS Track	0.00	0.00	0.00	0.00	0.00	1,001.29	(1,001.29)
21 2900 610 008 123	BSMS Volleyball	0.00	172.33	1,674.23	0.00	(1,674.23)	259.99	(1,934.22)
21 2900 610 008 124	BSMS Boys' Basketball	0.00	0.00	5,407.12	0.00	(5,407.12)	0.00	(5,407.12)
21 2900 610 008 143	BSMS Girls' Basketball	0.00	560.00	1,873.75	0.00	(1,873.75)	0.00	(1,873.75)
21 2900 610 008 147	BSMS Cross Country	0.00	0.00	784.02	0.00	(784.02)	0.00	(784.02)
21 2900 610 008 186	BSMS Wrestling	0.00	1,158.79	4,003.16	0.00	(4,003.16)	125.00	(4,128.16)
21 2900 610 008 602	BSMS FBLA	0.00	0.00	0.00	0.00	0.00	0.00	0.00
21 2900 610 008 808	BSMS Robotics	0.00	0.00	0.00	0.00	0.00	0.00	0.00
21 2900 610 008 846	BSMS Yearbook	0.00	95.00	627.04	0.00	(627.04)	0.00	(627.04)
21 2900 610 008 861	BSMS Engineering	0.00	0.00	0.00	0.00	0.00	0.00	0.00
21 2900 610 008 871	BSMS Leadership Group	0.00	0.00	0.00	0.00	0.00	0.00	0.00
21 2900 610 008 894	BSMS Student Senate	0.00	0.00	177.83	0.00	(177.83)	150.00	(327.83)
21 2900 610 008 895	BSMS Cooking Club	0.00	145.71	366.09	0.00	(366.09)	196.27	(562.36)
21 2900 610 008 896	BSMS Miscellaneous	0.00	26.00	26.00	0.00	(26.00)	0.00	(26.00)
21 2900 610 008 917	BSMS Music Resale	0.00	0.00	0.00	0.00	0.00	0.00	0.00
21 2900 610 008 997	BSMS Library	0.00	852.27	1,322.87	0.00	(1,322.87)	0.00	(1,322.87)
2900	OTHER SUPPORT SERVICES	0.00	85,316.10	559,970.55	0.00	(559,970.55)	44,867.47	(604,838.02)
21	ACTIVITY FUND	0.00	85,316.10	559,970.55	0.00	(559,970.55)	44,867.47	(604,838.02)

Account Number	Account Description	Revised Budget	Expended During Month	Expenditures to Date	% of Budget	Balance at EOM	P/ O Outstanding	Unencumbered Balance
22	STUDENT FEE FUND							
2190	OTHER PUPIL SUPPORT SERVICES							
22 2190 340 000 670	REPAIRS	0.00	0.00	3,395.00	0.00	(3,395.00)	0.00	(3,395.00)
22 2190 610 000 670	SUPPLIES	0.00	860.49	860.49	0.00	(860.49)	0.00	(860.49)
2190	OTHER PUPIL SUPPORT SERVICES	0.00	860.49	4,255.49	0.00	(4,255.49)	0.00	(4,255.49)
22	STUDENT FEE FUND	0.00	860.49	4,255.49	0.00	(4,255.49)	0.00	(4,255.49)

Account Number	Account Description	Revised Budget	Expended During Month	Expenditures to Date	% of Budget	Balance at EOM	P/ O Outstanding	Unencumbered Balance
25	BOND FUND							
5000	DEBT SERVICES							
25 5000 831 000	REDEMPTION OF PRINCIPAL	0.00	0.00	1,815,000.00	0.00	(1,815,000.00)	0.00	(1,815,000.00)
25 5000 832 000	DEBT SERVICE INTEREST	0.00	0.00	2,462,924.51	0.00	(2,462,924.51)	0.00	(2,462,924.51)
25 5000 833 000	BOND ISS & OTHER DEBT-RELATED COSTS	0.00	0.00	2,650.00	0.00	(2,650.00)	0.00	(2,650.00)
25 5000 890 000	OTHER MISC EXPENSES	0.00	0.00	0.00	0.00	0.00	0.00	0.00
5000	DEBT SERVICES	0.00	0.00	4,280,574.51	0.00	(4,280,574.51)	0.00	(4,280,574.51)
25	BOND FUND	0.00	0.00	4,280,574.51	0.00	(4,280,574.51)	0.00	(4,280,574.51)

Account Number	Account Description	Revised Budget	Expended During Month	Expenditures to Date	% of Budget	Balance at EOM	P/ O Outstanding	Unencumbered Balance
Grand Total:		51,790,504.73	5,165,114.63	40,867,087.32	79.68	10,923,417.41	401,233.80	10,522,183.61

	<u>PIK/Gross</u>	<u>Amount</u>	<u>Expense/ Employer</u>	<u>Adjustment Amount</u>	<u>Check Total</u>	<u>Payee ID</u>	<u>Payee Name</u>	
Checking Account ID: GENERAL								
ADD								
ACTDRIVE Activity Driver			5,228.50					
ACTIVITY Activity			5,590.00					
ADSUPSUBHE Admin Support Sub HE			162.40					
BEREAVE Bereavement			1,041.48					
CIVIL Civil			211.25					
CREDITREC Credit Recovery			618.64					
CURR1 Curriculum Work			2,417.38					
GERTDRIV Route Driver			21,394.01					
HOURLY Hourly			251,707.47					
INHOUSE In-House Sub			1,428.00					
OT Overtime			9,352.08					
OT1 Overtime Act			168.71					
OTHER Other			329.64					
PARASUBAP Substitute Paraprofessional AP			240.64					
PARASUBBHS Substitute Paraprofessional BHS			338.40					
PARASUBBMS Substitute Paraprofessional BMS			112.80					
PARASUBHE Substitute Paraprofessional HE			428.32					
PARASUBPC Substitute Paraprofessional PC			2,805.60					
PARASUBPRE Substitute Paraprofessional Preschool			638.08					
PARASUBSE Substitute Paraprofessional SE			560.64					
PERSONAL Personal			2,206.63					
SATURDAY Saturday School			309.32					
SICK Sick			8,966.50					
SPDRIVE Sped Driver			21,002.74					
SUB Substitute			51,727.50					
SUBACCBE Sub Accompanist BE			126.17					
SUBACCBMS Sub Accompanist BMS			123.21					
SUBACCBMSMS Sub Accompanist BSMS			18.50					
SUBLT Substitute Long Term			13,050.00					
SUMMSCHO Summer School			683.76					
VACATION Vacation			1,848.40					
			404,836.77					
CONTRACT								
C01 Contract			1,909,579.86					
C02 Contract			750.00					
EXTRADUTY1 Extra Duty			35,715.20					
EXTRADUTY2 Extra Duty			12,550.93					
EXTRADUTY3 Extra Duty			3,305.60					
EXTRADUTY4 Extra Duty			1,126.03					
EXTRADUTY5 Extra Duty			353.27					
EXTRADUTY6 Extra Duty			31.54					
INLIEU Cash in lieu			55,985.62					
LONGEVITY Longevity			2,341.91					
LTD Long Term Disability			5,604.40					
MISSEDCIL Missed In Lieu			416.99					
			2,027,761.35					
DEDUCTION								
403B TSA 403b		7,782.28			7,782.28	403B	403B Consultants LLC	A
403BROTH 403b Roth		4,414.58			4,414.58	403B	403B Consultants LLC	A
AFLAC AFLAC		444.67			444.67	AFLAC	Aflac	A
AMERIPRISE Ameriprise 403b		350.00			350.00	AMERIPRISE	AMERIPRISE FINANCIAL SERVICES, INC.	A

	<u>PIK/Gross</u>	<u>Amount</u>	<u>Expense/ Employer</u>	<u>Adjustment Amount</u>	<u>Check Total</u>	<u>Payee ID</u>	<u>Payee Name</u>	
ASSURACC Assurity Acc		1,632.48			1,632.48	ASSURITY	Assurity Life Insurance	
ASSURCRIT Assurity Crit		960.51			960.51	ASSURITY	Assurity Life Insurance	
ASSURHOSP Hospital Indemn		739.69			739.69	ASSURITY	Assurity Life Insurance	
ASSURIMISS Missed Assurity		12.72			12.72	ASSURITY	Assurity Life Insurance	
BCBSMISSED BCBS Missed Ded		105.63	1,966.58		2,072.21	BCBS	Blue Cross/Blue Shield of NE	
CAFEMED Med Reimb FSA		6,062.93			6,062.93	BPSSECT125	BPS Section 125 Plan	
CAICGROUP CAIC Group		143.68			143.68	AFLACGROUP	Aflac Group Insurance	
DENTAL Dental		14,907.90	17,347.13		32,255.03	BCBS	Blue Cross/Blue Shield of NE	
DEPCARE Dep Care FSA		7,256.56			7,256.56	BPSSECT125	BPS Section 125 Plan	
EYEMED EyeMed		2,288.45			2,288.45	EYEMED	Fidelity Security Life	
GUARDVOL GuardVol		1,704.56			1,704.56	GUARDIAN	GUARDIAN, THE	
HEALTHINS Health Insur			448,999.55		448,999.55	BCBS	Blue Cross/Blue Shield of NE	
HORACEMAN Horace Mann		332.35			332.35	HORAMANN	Horace Mann Insurance Company	
HORMANLIFE H.Mann Life		419.94			419.94	HORMANLIFE	Horace Mann Life Insurance Company	
LIFE Life Ins			2,524.60		2,524.60	GUARDIAN	GUARDIAN, THE	
LIFEEXTRA Life Extra		538.20			538.20	GUARDIAN	GUARDIAN, THE	
LTDISAB Long Term Disab		5,604.13			5,604.13	MADNATL	Madison National Life Ins. Co., Inc.	
MISSDLIFEX Life Extra Miss		26.00			26.00	GUARDIAN	GUARDIAN, THE	
MISSEDEYE Missed eyemed		43.85			43.85	EYEMED	Fidelity Security Life	
MISSGUARD Guardian Vol		12.00			12.00	GUARDIAN	GUARDIAN, THE	
NDRLEVY Tax Levy		150.00			150.00	NEDPTREV	Nebraska Department of Revenue	
NECHLDSPTPT Child Sppt		365.00			365.00	NECHLDSPTPT	NCSPC	
NFMGARN Garnishment		591.04			591.04	NFMGARN	NEBRASKA FURNITURE MART	
SECURBENE Sec Ben 403b		2,856.67			2,856.67	SECURBENE	SECURITY BENEFIT	
TEAMMATES Teammates		115.00			115.00	TEAMMATES	TEAMMATES	
		59,860.82	470,837.86	0.00	530,698.68			
INDIVIDUAL BANK ACCOUNT DEDUCTION								
HSA HSA	385,349.93	11,352.64	18,651.04		30,003.68			D
MISSEDHSA HSA Back Pay	3,658.83		1,219.74		1,219.74			D
		11,352.64	19,870.78	0.00	31,223.42			
RET DEDUCTION								
NPERS Retirement	2,295,601.55	224,509.90	168,726.65		393,236.55	BPSBUS	BPS Business Account	
NPERSCORR NPERS Correct	6,514.54	161.08			161.08	BPSBUS	BPS Business Account	
NPERSINC Retirement	2,295,627.55		58,028.91		58,028.91	BPSBUS	BPS Business Account	
		224,670.98	226,755.56	0.00	451,426.54			
TAX								
FIT FIT	2,154,331.88	164,510.62			164,510.62	EFTPS	ELECTRONIC FEDERAL TAX PAYMENT SYSTEM	A
FUTA FUTA	2,432,598.12							
MEDICARE MEDICARE	2,389,991.81	34,654.94	34,654.94		69,309.88	EFTPS	ELECTRONIC FEDERAL TAX PAYMENT SYSTEM	A
SITNE SIT NE	2,153,012.31	77,379.67			77,379.67	BPSBUS	BPS Business Account	
SOCSEC SOC SEC	2,389,991.81	148,179.51	148,179.51		296,359.02	EFTPS	ELECTRONIC FEDERAL TAX PAYMENT SYSTEM	A
SUTANE SUTA NE	2,429,757.12							
WCNE WORK COMP NE	2,432,598.12							
		424,724.74	182,834.45	0.00	607,559.19			
					Net Pay:	1,711,988.94		
					Cash Total:	3,332,896.77		
Non - FIT Taxable Deductions		278,266.24						
Non - SIT Taxable Deductions		278,266.24						
Non - SOC SEC Taxable Deductions		42,606.31						
Non - MEDICARE Taxable Deductions		42,606.31						
Direct Deposits		1,743,212.36						
Automatic Payments		543,171.05						
Adds + Contracts + Deduction Adds		2,432,598.12						

	<u>PIK/Gross</u>	<u>Amount</u>	<u>Expense/ Employer</u>	<u>Adjustment Amount</u>	<u>Check Total</u>	<u>Payee ID</u>	<u>Payee Name</u>	
Checking Account ID: HOTLUNCH								
ADD								
COOKSUBBE Substitute Cook BE			156.32					
COOKSUBBHS Substitute Cook BHS			2,075.07					
COOKSUBHE Substitute Cook HE			740.24					
COOKSUBMS Substitute Cook BMS			183.47					
COOKSUBPC Substitute Cook PC			296.77					
COOKSUBSE Substitute Cook SE			1,267.13					
COOKSUBSMS Substitute Cook BSMS			2,166.40					
HOURLY Hourly			52,710.58					
OT Overtime			28.67					
PERSONAL Personal			212.25					
SICK Sick			2,012.72					
			61,849.62					
CONTRACT								
C01 Contract			6,991.67					
INLIEU Cash in lieu			470.49					
LTD Long Term Disability			129.96					
			7,592.12					
DEDUCTION								
ASSURACC Assurity Acc		91.52			91.52	ASSURITY	Assurity Life Insurance	
ASSURCRIT Assurity Crit		23.25			23.25	ASSURITY	Assurity Life Insurance	
ASSURHOSP Hospital Indemn		33.94			33.94	ASSURITY	Assurity Life Insurance	
DENTAL Dental		216.91	264.79		481.70	BCBS	Blue Cross/Blue Shield of NE	
EYEMED EyeMed		90.33			90.33	EYEMED	Fidelity Security Life	
GUARDVOL GuardVol		101.14			101.14	GUARDIAN	GUARDIAN, THE	
HEALTHINS Health Insur		1,173.30	5,833.53		7,006.83	BCBS	Blue Cross/Blue Shield of NE	
LIFE Life Ins			135.20		135.20	GUARDIAN	GUARDIAN, THE	
LIFEEXTRA Life Extra		37.70			37.70	GUARDIAN	GUARDIAN, THE	
LTDISAB Long Term Disab		129.96			129.96	MADNATL	Madison National Life Ins. Co., Inc.	
		1,898.05	6,233.52	0.00	8,131.57			
RET DEDUCTION								
NPERS Retirement	62,239.55	6,087.05	4,574.60		10,661.65	BPSBUS	BPS Business Account	
NPERSINC Retirement	62,239.55		1,573.26		1,573.26	BPSBUS	BPS Business Account	
		6,087.05	6,147.86	0.00	12,234.91			
TAX								
FIT FIT	61,874.15	1,759.64			1,759.64	EFTPS	ELECTRONIC FEDERAL TAX PAYMENT SYSTEM	A
FUTA FUTA	69,441.74							
MEDICARE MEDICARE	67,961.20	985.41	985.41		1,970.82	EFTPS	ELECTRONIC FEDERAL TAX PAYMENT SYSTEM	A
SITNE SIT NE	61,874.15	1,125.57			1,125.57	BPSBUS	BPS Business Account	
SOCSEC SOC SEC	67,961.20	4,213.59	4,213.59		8,427.18	EFTPS	ELECTRONIC FEDERAL TAX PAYMENT SYSTEM	A
SUTANE SUTA NE	69,441.74							
WCNE WORK COMP NE	69,441.74							
		8,084.21	5,199.00	0.00	13,283.21			
						Net Pay:	53,372.43	
						Cash Total:	87,022.12	
Non - FIT Taxable Deductions		7,567.59						
Non - SIT Taxable Deductions		7,567.59						
Non - SOC SEC Taxable Deductions		1,480.54						
Non - MEDICARE Taxable Deductions		1,480.54						
Direct Deposits		53,372.43						
Automatic Payments		12,157.64						
Adds + Contracts + Deduction Adds		69,441.74						

Vendor Name	Vendor Description	Amount
GENERAL FUND CHECKING		
360 COMMUNITY SERVICES		\$7,650.72
ACCESS SYSTEMS LEASING		\$13,453.70
ACCESS SYSTEMS		\$1,017.64
Albin, Kathy		\$47.84
AMAZON CAPITAL SERVICES		\$16,973.69
AMERICAN RED CROSS TRAINING SERVICES		\$700.00
APPLE INC		\$1,495.00
ARBOR FAMILY COUNSELING		\$18,441.25
AWARDS UNLIMITED, INC.		\$1,865.01
Barada, Landon		\$139.36
BAUER BUILT INC		\$2,175.74
BENNINGTON AUTO INC		\$3,457.87
BEST PLUMBING SPECIALTIES		\$3.18
Bieber, Natalie		\$73.60
Blevins, Cole		\$158.79
BLICK ART MATERIALS		\$132.83
Blocher, Theodore		\$56.21
Blomenkamp, Matthew		\$100.50
Bottorff, Alexandria		\$41.00
Bouaphakeo, Ann		\$72.36
BOUND TO STAY BOUND BOOKS		\$82.73
CAPSAN		\$481.56
CDW GOVERNMENT		\$1,836.54
Christensen, Jamie		\$342.04
COUNTRY INN & SUITES KEARNEY		\$944.45
COX BUSINESS		\$1,308.63
CRCC		\$5,145.25
CUBBY'S, INC		\$10,002.55
CULLIGAN		\$40.00
DAILY RECORD, THE		\$499.99
DeHart, Melissa		\$20.77
DEMCO, INC		\$366.96
DESIGN 4		\$268.00
DIETZE MUSIC HOUSE, INC		\$964.60
DOUGLAS COUNTY ENGINEER		\$176.00
ELECTRICITY, LLC		\$757.40
ESU 3		\$35,395.84
ESU 6		\$75.00
EXTRA PACKAGING LLC		\$145.00
EYMAN PLUMBING		\$867.62
FIBER PLATFORM, LLC		\$2,372.11
FILTER SHOP, INC		\$565.90
FIRST STUDENT, INC		\$27,989.58
Fisher, Molly		\$9.65
Fitzgerald, Abby		\$27.14
FLINN SCIENTIFIC CO.		\$1,469.03
GENERAL FIRE AND SAFETY		\$2,680.90
Giroux, Taylor		\$175.00
GOODWILL INDUSTRIES, INC		\$3,400.00
GOPHER		\$388.90
GRAINGER		\$1,380.88
GREGG YOUNG CHEVROLET		\$41.69
GRIBBEN, KRISTIE		\$731.64
Gutz, Stacy		\$64.32
HAMPTON INN - KEARNEY		\$416.10

Vendor Name	Vendor Description	Amount
HAND2MIND, INC		\$50.98
HEARTLAND EQUINE THERAPEUTIC RIDING ACADEMY		\$840.00
HOME DEPOT PRO, THE		\$10,439.70
HUBERT COMPANY		\$33.88
HUMANEX VENTURES		\$1,750.00
HY-VEE INC		\$527.51
I3 BANK		\$80.00
INNOVATIVE OFFICE SOLUTIONS, LLC		\$190.05
INTERSTATE POWER SYSTEMS, INC		\$4,197.63
Johanek, Jay		\$138.69
JOHN DEERE FINANCIAL		\$1,048.86
JUST FOR KIDS THERAPY INC		\$23,766.00
Kessell, Christopher		\$148.07
Kienbaum, Angela		\$25.73
Kiger, Emily		\$32.16
Knott, Barbara		\$109.88
Korbel, Alysha		\$63.11
Kramer, Brittany		\$54.14
LAKESHORE LEARNING MATERIALS		\$218.51
Lamberty, Gregory		\$155.44
LaQUINTA INN BY WYNDHAM LINCOLN		\$420.00
Loptin, Robbie		\$127.30
MACKIN BOOK COMPANY		\$1,648.53
MADONNA SCHOOL		\$11,543.60
MAPLE 85 PREMIUM LANDSCAPE MULCH CENTER		\$451.50
Matland, Charles		\$61.64
MAXIM HEALTH CARE SERVICES		\$877.50
McCoy, Jodi		\$251.92
METROPOLITAN UTILITIES DISTRICT		\$21,904.00
MITCHELL, JASON		\$358.05
Mitchell, Millie		\$20.50
MMC MECHANICAL CONTRACTORS, INC		\$8,340.18
MUSIC IN MOTION		\$237.70
NEBRASKA COUNCIL OF SCHOOL ADMINISTRATORS		\$405.00
NEBRASKA PEDIATRIC PRACTICE INC		\$2,500.00
NEBRASKA TURF PRODUCTS		\$6,175.60
NEBRASKA.GOV		\$76.50
OCCUPATIONAL HEALTH CENTERS OF NE, P.C.		\$883.00
ODEYS INC		\$177.50
Ohlson, Calena		\$71.36
OMAHA WORLD-HERALD, THE		\$1,062.25
ONE CALL CONCEPTS		\$23.16
ONE SOURCE		\$576.00
OPPD		\$75,547.00
PITNEY BOWES INC.		\$265.58
Plas, Aaron		\$422.10
Pohlmann, Janna		\$567.75
PORT-A-JOHNS INC		\$625.00
PRESTO-X		\$712.00
PRIME SECURED, INC		\$1,384.71
QUILL LLC		\$560.23
REALLY GOOD STUFF LLC		\$81.84
RESILITE SPORTS PRODUCTS		\$15,434.00

Vendor Name	Vendor Description	Amount
RTG BUILDING SERVICES, INC		\$84,328.00
SCHAEFER ELECTRIC, INC		\$75.60
SCHMITT MUSIC		\$1,026.90
SCHOLASTIC, INC.		\$136.00
SCHOOL SPECIALTY LLC		\$1,159.35
SEON DESIGN (USA) CORP		\$1,115.00
SHERWIN-WILLIAMS CO		\$94.56
SID DILLON		\$692.50
Sindelar, Kathryn		\$212.39
Sorrows, Karen		\$567.75
SPORTS FACILITY MAINTENANCE, LLC		\$3,545.00
STAPLES		\$364.95
STERICYCLE, INC		\$374.99
STRATEGIC AIR COMMAND & AEROSPACE MUSEUM		\$513.00
SUBURBAN SCHOOLS' PROGRAM		\$38.55
TEACHER CREATED RESOURCES		\$55.92
Thoendel, Shannon		\$277.38
TIDE DRY CLEANERS		\$1,026.00
TK ELEVATOR CORPORATION		\$1,546.70
TKACZUK, AMBER		\$0.00
TONY VINCENT INC		\$396.00
TRANE US INC		\$2,617.50
TURFWERKS		\$65.25
Uchtman, Robert		\$65.66
Underwood, Sheryl		\$66.20
UNITED ELECTRIC SUPPLY		\$223.99
UNL CAREER SERVICES		\$150.00
US BANK		\$17,077.98
USIC LOCATING SERVICES, LLC		\$320.54
VERIZON		\$665.53
VOSS, DOUGLAS		\$771.84
WEST MUSIC		\$765.00
WHC NE, LLC DBA ZTRIP		\$5,165.80
WM CORPORATE SERVICES, INC		\$7,269.36
Young, Norise		\$74.34
Fund Number 01		<hr/> \$499,998.93
Checking Account ID GENERAL		<hr/> \$499,998.93
SPECIAL BUILDING FUND - CHECKING		
DLR GROUP		\$104,488.06
I3 BANK		\$823,804.46
OLSSON ASSOCIATES		\$1,650.00
SHORT ELLIOTT HENDRICKSON, INC		\$7,112.50
TERRACON CONSULTANTS INC		\$38,675.00
Fund Number 13		<hr/> \$975,730.02
Checking Account ID SPECBLDG		<hr/> \$975,730.02

BPS Cash Flow Report
 Regular; Processing Month 03/2024

Fund Number		Beginning Cash	Revenues	Expenses	Payables Change	Ending Cash
01	GENERAL FUND CHECKING	654,618.53	2,729,891.66	(3,941,210.52)	0.00	870,816.52
02	NUTRITION SERVICES	933,295.01	301,648.95	(222,273.06)	0.00	1,012,670.90
03	DEPRECIATION	970,646.34	943.58	0.00	0.00	971,589.92
04	SPECIAL BUILDING FUND - SAVINGS	142,785.21	55,395.82	0.00	0.00	106,533.92
05	UNEMPLOYMENT - SAVINGS	10,405.19	0.83	0.00	0.00	10,406.02
06	GENERAL - SAVINGS	840,893.23	1,311,585.34	0.00	0.00	1,398,304.49
08	BUSINESS ACCT	15,500.00	0.00	0.00	0.00	15,500.00
13	SPECIAL BUILDING FUND - CHECKING	50,002.89	8.99	(915,454.46)	0.00	50,008.99
14	BUILDING FUND - NLAF	11,193,946.78	47,187.44	0.00	0.00	10,417,329.76
15	QSC BONDS - NLAF	0.01	0.00	0.00	0.00	0.01
16	QSC BONDS -SAVINGS	140,943.68	21,039.82	0.00	0.00	161,983.50
18	GENERAL FUND CDARS	4,455,991.41	10,965.92	0.00	0.00	3,793,614.56
19	BUILDING FUND CDARS	1,351,758.82	4,887.79	0.00	0.00	1,356,646.61
20	DEPRECIATION CDARS	2,820,613.00	10,198.93	0.00	0.00	2,830,811.93
21	ACTIVITY FUND	407,134.81	36,690.05	(85,316.10)	0.00	358,508.76
22	STUDENT FEE FUND	39,438.62	1,184.01	(860.49)	0.00	39,762.14
24	QSC BONDS CDARS	66,755.25	241.36	0.00	0.00	66,996.61
25	BOND FUND	3,810,437.27	408,861.45	0.00	0.00	4,219,298.72
27	UNEMPLOYMENT CDARS	289,604.74	1,047.14	0.00	0.00	290,651.88
Grand Total:		28,194,770.79	4,941,779.08	(5,165,114.63)	0.00	27,971,435.24

Vendor Name	Vendor Description	Amount
NUTRITION SERVICES		
AMAZON CAPITAL SERVICES		\$411.85
Childers, Patricia		\$5.36
CINTAS CORPORATION		\$1,023.45
FOOD DISTRIBUTION PROGRAM		\$291.40
GOODWIN TUCKER		\$426.26
GREATER OMAHA REFRIGERATION		\$550.88
HILAND DAIRY, INC.		\$17,162.34
LOBENBERG, ANNE		\$17.90
MMC MECHANICAL CONTRACTORS, INC		\$4,280.35
OMAHA STEAKS		\$4,947.29
PEPSICO		\$5,617.14
PERFORMANCE FOODSERVICE		\$91,820.98
ROTELLA'S ITALIAN BAKERY		\$2,851.42
TRIDENT BEVERAGE, INC		\$1,794.00
TURNER, BRAD		\$106.55
US BANK		\$1,091.67
US FOODS, INC.		\$421.08
WALDINGER CORPORATION, THE		\$4,096.65
Watsabaugh, Tracy		\$128.37
Fund Number 02		<hr/> \$137,044.94
Checking Account ID HOTLUNCH		<hr/> \$137,044.94

Vendor Name	Vendor Description	Amount
ACTIVITY FUND		
ACADEMIC EXPEDITIONS, INC		\$3,450.13
ADAMS, MAXWELL		\$210.00
AMAZON CAPITAL SERVICES		\$1,794.49
ANDERSON'S		\$4,184.29
ANDERSON, BRIAN		\$75.00
ARCHIE, JASMINE		\$160.00
AREHART, DREW		\$140.00
ART FX		\$359.50
ASHLAND-GREENWOOD PUBLIC SCHOOLS		\$130.00
BA, BAARK-WIND		\$75.00
BA, WIND-DAABO		\$50.00
BALKOVEC, STEVEN		\$320.00
BARTON, JEFF		\$75.00
BENNINGTON BOOSTERS CLUB		\$60.00
BLAIR COMMUNITY SCHOOLS		\$37.93
BOESIGER, KEYGAN		\$600.00
BONOW, TYLER		\$55.00
BOWERS, RYAN		\$80.00
BOWNES, GRIFFIN		\$55.00
BOYS TOWN		\$200.00
BRYAN HIGH SCHOOL		\$300.00
BSN SPORTS LLC		\$9,519.18
BURKHART AUDIO SYSTEMS		\$1,500.00
BUTLER, TYLER		\$60.00
CASPER, MARK		\$75.00
CENTER STAGE DANCE		\$4,000.00
CLAUSEN, COHEN		\$55.00
COLLEGE OF SAINT MARY		\$300.00
COUFAL, AUSTIN		\$210.00
DACY, ELIJAH		\$75.00
DEARDOFF, BILL		\$60.00
DELGADO, PASCHAL		\$140.00
DERNIER, JUNIOR		\$75.00
DERTZO, DAVID		\$75.00
DJONDO, LAURETTA		\$25.00
DOG AND PONY PRODUCTIONS INC.		\$6,000.00
EDDY, ALEX		\$60.00
ESU 3		\$50.00
FISHER, ROBERT		\$75.00
FOCUS THERAPY & PERFORMACE COACHING		\$183.00
FORT CALHOUN HIGH SCHOOL		\$240.00
FUCHS, RYAN		\$280.00
FULL COMPASS SYSTEMS, LTD		\$2,723.51
FYE, MICHAEL		\$70.00
GRETNA HIGH SCHOOL		\$150.00
HARRISON, CLAIRE		\$130.00
HAUFF MID AMERICA SPORTS		\$13,034.49
HILL, LORI		\$75.00
HINRICHS, KRISTA		\$50.00
HOUSTON, JAMES		\$140.00
HY-VEE INC		\$389.39
IDEAL IMAGES		\$115.00
KAHRS, MAKAYLIN		\$325.00
Kucera, Haley		\$50.00
LINCOLN EAST HIGH SCHOOL		\$284.00

Vendor Name	Vendor Description	Amount
LINCOLN SOUTHEAST HIGH SCHOOL		\$130.00
LOCKWOOD, ELLIOTT		\$600.00
MARTIN, ROBERT		\$75.00
MCLAIN, JONN		\$60.00
MGM SPORTS INC		\$1,751.90
MILLARD NORTH HIGH SCHOOL		\$300.00
MILLER, MICHAEL		\$215.00
NE NSDA		\$350.00
NODEN, LINDSEY		\$50.00
NSAA		\$1,821.10
OMAHA PRINT SHOP		\$260.88
ORWIG, TY		\$140.00
PEDALNETICS		\$820.00
PHILLIPS, MICHAEL		\$120.00
PORTER, TODD		\$210.00
PREMIER SPORTS OFFICIALS ASSOC		\$280.00
RAMAEKER, ANTHONY		\$150.00
REIMERS, MASON		\$55.00
REINEKE, NICK		\$140.00
RIDDELL ALL AMERICAN SPORTS CORP		\$3,699.20
ROBINSON, KENNETH		\$80.00
Rolfe, Bailey		\$50.00
ROSE AVENUE LLC		\$312.00
SCHENEMAN, EVAN		\$140.00
SCHOLASTIC BOOK FAIRS - 8		\$2,914.28
SCHOLASTIC INC		\$2,473.44
SCHUYLER CENTRAL HIGH SCHOOL		\$55.84
SCHWERY, DREW		\$30.00
SCOTUS CENTRAL CATHOLIC		\$100.00
SEGGEMAN, KYLE		\$75.00
SHEDEED, CORY		\$100.00
SIGNATURE CHAMPIONSHIP RINGS		\$2,975.00
SKILLSUSA NEBRASKA		\$1,140.00
SMITH, ROY		\$650.00
SOUTH SIOUX CITY HIGH SCHOOL		\$99.03
STACKHOUSE, BARRY		\$600.00
STEINKE, SUSAN		\$600.00
STROTMAN, LUCAS		\$55.00
STROTMAN, SAMUEL		\$55.00
SWAN, JARED		\$150.00
THOENDEL, BROOKE		\$50.00
THOMPSON, DANIEL		\$75.00
TRACKVILLE, LLC		\$340.00
TUBBS, ABIGAIL		\$65.00
TUCH, BRAD		\$70.00
US BANK		\$6,676.92
VOS, RORY		\$120.00
VOSS, DOUGLAS		\$80.00
WALL, RYAN		\$150.00
WAVERLY HIGH SCHOOL		\$361.60
WEAVER, ADAM		\$150.00
WELLWOOD, GERALD		\$240.00
ZIMMERMAN, TY		\$50.00
Fund Number 21		\$85,316.10

Vendor Name	Vendor Description	Amount
Checking Account ID	ACTIVITY	<u>\$85,316.10</u>

Regular; Beginning Month 03/2024; Processing Month 03/2024; Accounts to Include Accounts with Activity; Fund Number 21

Fund: 21 ACTIVITY FUND

<u>Chart of Account Number</u>	<u>Chart of Account Description</u>	<u>Beginning Balance</u>	<u>Expenses</u>	<u>Revenues</u>	<u>Balance Change</u>	<u>Balance</u>
21 765 0100	HS Athletics	32,428.55	567.33	152.24	0.00	32,013.46
21 765 0101	BMS Athletics	17,620.77	315.70	32.99	0.00	17,338.06
21 765 0102	BSMS Athletics	5,377.29	769.49	0.00	0.00	4,607.80
21 765 0105	Football	36,412.32	3,699.20	0.00	0.00	32,713.12
21 765 0110	BMS Football	(6,732.66)	0.00	0.00	0.00	(6,732.66)
21 765 0111	Varsity Track	3,159.24	2,390.00	0.00	0.00	769.24
21 765 0112	BMS Track	(2,655.61)	0.00	0.00	0.00	(2,655.61)
21 765 0113	Athletic Training	4,264.86	100.04	0.00	0.00	4,164.82
21 765 0114	Uniforms	2,284.38	1,480.00	0.00	0.00	804.38
21 765 0115	Volleyball	3,195.39	0.00	0.00	0.00	3,195.39
21 765 0116	Lodging/Meals	3,332.14	837.48	0.00	0.00	2,494.66
21 765 0117	Dues/Fees	906.73	0.00	0.00	0.00	906.73
21 765 0118	Cross Country Club	3,834.21	0.00	0.00	0.00	3,834.21
21 765 0119	Baseball	5,652.61	1,912.34	1,141.00	0.00	4,881.27
21 765 0120	BMS Volleyball	5,621.16	0.00	0.00	0.00	5,621.16
21 765 0121	BSMS Football	(175.00)	0.00	0.00	0.00	(175.00)
21 765 0122	BSMS Track	569.00	0.00	0.00	0.00	569.00
21 765 0123	BSMS Volleyball	1,889.12	172.33	0.00	0.00	1,716.79
21 765 0124	BSMS Boys' Basketball	(2,738.56)	0.00	0.00	0.00	(2,738.56)
21 765 0125	Boys' Basketball	7,325.42	3,189.93	200.00	0.00	4,335.49
21 765 0130	BMS Boys' Basketball	(487.11)	0.00	0.00	0.00	(487.11)
21 765 0135	Girls' Basketball	2,785.14	434.50	267.59	0.00	2,618.23
21 765 0140	BMS Girls' Basketball	(3,241.41)	240.00	0.00	0.00	(3,481.41)
21 765 0141	Baseball Club	(2,924.20)	475.29	5,176.99	0.00	1,777.50
21 765 0142	Volleyball Club	7,876.97	0.00	280.00	0.00	8,156.97
21 765 0143	BSMS Girls' Basketball	324.55	560.00	0.00	0.00	(235.45)
21 765 0145	Cross Country	4,028.42	0.00	0.00	0.00	4,028.42
21 765 0146	BMS Cross Country	(1,113.81)	0.00	0.00	0.00	(1,113.81)
21 765 0147	BSMS Cross Country	(125.00)	0.00	0.00	0.00	(125.00)
21 765 0150	Boys' Golf	3,219.35	1,594.84	0.00	0.00	1,624.51
21 765 0151	Softball Club	2,206.59	0.00	2,500.00	0.00	4,706.59
21 765 0152	Boys' Soccer	2,570.61	1,034.99	1,381.00	0.00	2,916.62
21 765 0153	Boys' Soccer Fundraising	1,842.22	3,308.49	2,291.78	0.00	825.51
21 765 0155	Girls' Golf	(410.45)	0.00	0.00	0.00	(410.45)
21 765 0156	Girls' Tennis	1,948.10	0.00	0.00	0.00	1,948.10
21 765 0164	Girls' Soccer	4,328.79	2,676.04	2,177.00	0.00	3,829.75

Regular; Beginning Month 03/2024; Processing Month 03/2024; Accounts to Include Accounts with Activity; Fund Number 21

Fund: 21 ACTIVITY FUND

<u>Chart of Account Number</u>	<u>Chart of Account Description</u>	<u>Beginning Balance</u>	<u>Expenses</u>	<u>Revenues</u>	<u>Balance Change</u>	<u>Balance</u>
21 765 0165	Girls' Soccer Fundraising	5,873.55	500.00	0.00	0.00	5,373.55
21 765 0166	Girls' Tennis Club	1,695.29	0.00	0.00	0.00	1,695.29
21 765 0180	Wrestling	2,450.53	0.00	87.99	0.00	2,538.52
21 765 0185	BMS Wrestling	(4,872.32)	350.00	273.00	0.00	(4,949.32)
21 765 0186	BSMS Wrestling	(1,683.47)	1,158.79	200.00	0.00	(2,642.26)
21 765 0190	Girls' Softball	5,946.35	0.00	0.00	0.00	5,946.35
21 765 0191	Unified Bowling	2,560.02	0.00	0.00	0.00	2,560.02
21 765 0193	Girls' Golf Club	1,152.63	0.00	0.00	0.00	1,152.63
21 765 0195	Track Club	14,816.97	10,793.75	744.20	0.00	4,767.42
21 765 0196	Football Club	(4,132.29)	738.55	500.00	0.00	(4,370.84)
21 765 0197	Wrestling Club	4,562.88	0.00	1,064.50	0.00	5,627.38
21 765 0200	Band	12,780.89	0.00	0.00	0.00	12,780.89
21 765 0210	BE Band Resale	73.56	0.00	0.00	0.00	73.56
21 765 0215	PC Band Resale	30.90	0.00	0.00	0.00	30.90
21 765 0220	HE Band Resale	2,820.78	0.00	0.00	0.00	2,820.78
21 765 0221	AP Band Resale	18.59	0.00	0.00	0.00	18.59
21 765 0250	Band Fundraising	(700.00)	0.00	0.00	0.00	(700.00)
21 765 0300	Dance Team	1,933.40	641.76	0.00	0.00	1,291.64
21 765 0351	Wrestling Cheerleading	877.34	0.00	0.00	0.00	877.34
21 765 0355	Varsity Cheerleading	3,622.37	3,898.06	5,594.35	0.00	5,318.66
21 765 0425	Prom	7,260.48	5,178.10	0.00	0.00	2,082.38
21 765 0450	Skills USA/VICA	4,933.80	1,410.00	500.17	0.00	4,023.97
21 765 0501	B-Club	222.58	0.00	0.00	0.00	222.58
21 765 0505	PC Student Council	82.86	0.00	0.00	0.00	82.86
21 765 0510	HE Student Council	1,274.83	34.92	0.00	0.00	1,239.91
21 765 0511	AP Student Council	707.62	0.00	0.00	0.00	707.62
21 765 0512	SE Student Council	436.15	0.00	0.00	0.00	436.15
21 765 0550	BE Miscellaneous	8,727.77	126.83	0.00	0.00	8,600.94
21 765 0555	BE Yearbook	1,629.23	0.00	0.00	0.00	1,629.23
21 765 0556	Elementary Spanish	(428.20)	0.00	0.00	0.00	(428.20)
21 765 0557	PC Miscellaneous	10,478.80	0.00	0.00	0.00	10,478.80
21 765 0558	PC Yearbook	50.60	0.00	0.00	0.00	50.60
21 765 0559	Washington DC Trip	3,033.07	3,511.13	417.42	0.00	(60.64)
21 765 0560	HE Miscellaneous	4,611.83	0.00	0.00	0.00	4,611.83
21 765 0561	AP Miscellaneous	11,143.83	364.40	0.00	0.00	10,779.43
21 765 0566	AP Yearbook	1,420.00	0.00	0.00	0.00	1,420.00

Regular; Beginning Month 03/2024; Processing Month 03/2024; Accounts to Include Accounts with Activity; Fund Number 21

Fund: 21 ACTIVITY FUND

<u>Chart of Account Number</u>	<u>Chart of Account Description</u>	<u>Beginning Balance</u>	<u>Expenses</u>	<u>Revenues</u>	<u>Balance Change</u>	<u>Balance</u>
21 765 0567	SE Miscellaneous	(132.39)	0.00	0.00	0.00	(132.39)
21 765 0568	SE Yearbook	114.30	0.00	0.00	0.00	114.30
21 765 0590	BE Student Council	2,073.35	0.00	0.00	0.00	2,073.35
21 765 0600	FBLA	5,903.09	0.00	134.00	0.00	6,037.09
21 765 0601	BMS FBLA	91.00	0.00	0.00	0.00	91.00
21 765 0650	Fine Arts	(1,078.54)	0.00	0.00	0.00	(1,078.54)
21 765 0651	Play Production	2,669.09	0.00	0.00	0.00	2,669.09
21 765 0652	Speech	(674.91)	1,303.00	0.00	0.00	(1,977.91)
21 765 0700	Foreign Language Club (Spanish)	844.08	0.00	0.00	0.00	844.08
21 765 0720	French	119.83	0.00	0.00	0.00	119.83
21 765 0750	Journalism	310.01	0.00	0.00	0.00	310.01
21 765 0800	High School Misc	14,007.62	546.48	0.00	0.00	13,461.14
21 765 0801	HS Robotics	2,380.96	0.00	332.20	0.00	2,713.16
21 765 0802	Quiz Bowl	228.90	820.00	0.00	0.00	(591.10)
21 765 0803	BMS Robotics	92.00	0.00	0.00	0.00	92.00
21 765 0804	Multi Cultural Club	804.71	0.00	0.00	0.00	804.71
21 765 0805	Youth Boys' Basketball	6,014.91	242.90	0.00	0.00	5,772.01
21 765 0806	Outdoor Club	2,088.45	219.81	800.00	0.00	2,668.64
21 765 0807	Key Club	4,011.32	0.00	0.00	0.00	4,011.32
21 765 0809	National Honor Society	164.40	0.00	0.00	0.00	164.40
21 765 0811	Prism Club	1,200.00	0.00	0.00	0.00	1,200.00
21 765 0815	Landscaping Fund	314.47	0.00	0.00	0.00	314.47
21 765 0820	Environmental Science	103.33	0.00	0.00	0.00	103.33
21 765 0825	Girls' Youth Basketball	199.90	449.06	0.00	0.00	(249.16)
21 765 0830	PSAT/AP	9,749.38	0.00	0.00	0.00	9,749.38
21 765 0835	Drivers' Education	353.00	0.00	0.00	0.00	353.00
21 765 0845	BMS Yearbook	3,524.97	192.25	0.00	0.00	3,332.72
21 765 0846	BSMS Yearbook	712.47	95.00	0.00	0.00	617.47
21 765 0855	Boys' Youth Golf	3,165.63	1,934.90	0.00	0.00	1,230.73
21 765 0856	Girls' Youth Golf	472.61	0.00	0.00	0.00	472.61
21 765 0860	BMS Engineering	1,343.45	0.00	0.00	0.00	1,343.45
21 765 0865	HS Engineering	517.92	0.00	0.00	0.00	517.92
21 765 0870	BMS Leadership Group	63.86	0.00	0.00	0.00	63.86
21 765 0875	Wellness	3,187.71	0.00	0.00	0.00	3,187.71
21 765 0880	Facilities Use	16,655.95	0.00	2,850.00	0.00	19,505.95
21 765 0890	HS Student Senate	30,708.18	120.98	0.00	0.00	30,587.20

Regular; Beginning Month 03/2024; Processing Month 03/2024; Accounts to Include Accounts with Activity; Fund Number 21

Fund: 21 ACTIVITY FUND

<u>Chart of Account Number</u>	<u>Chart of Account Description</u>	<u>Beginning Balance</u>	<u>Expenses</u>	<u>Revenues</u>	<u>Balance Change</u>	<u>Balance</u>
21 765 0891	BMS Student Senate	1,722.29	375.12	0.00	0.00	1,347.17
21 765 0892	BMS Cooking Club	1,179.90	86.28	40.00	0.00	1,133.62
21 765 0893	BMS Miscellaneous	2,403.13	0.00	0.00	0.00	2,403.13
21 765 0894	BSMS Student Senate	909.15	0.00	0.00	0.00	909.15
21 765 0895	BSMS Cooking Club	1,229.29	145.71	0.00	0.00	1,083.58
21 765 0896	BSMS Miscellaneous	942.27	26.00	0.00	0.00	916.27
21 765 0900	Music	687.79	0.00	0.00	0.00	687.79
21 765 0910	Musical	13,240.55	18,816.18	0.00	0.00	(5,575.63)
21 765 0916	BMS Music Resale	223.19	0.00	0.00	0.00	223.19
21 765 0917	BSMS Music Resale	15.00	0.00	0.00	0.00	15.00
21 765 0950	Vocational	183.96	0.00	0.00	0.00	183.96
21 765 0952	Art Lab	(6.91)	0.00	0.00	0.00	(6.91)
21 765 0955	Shop	(1,373.05)	0.00	224.00	0.00	(1,149.05)
21 765 0970	HS Library	499.71	0.00	0.00	0.00	499.71
21 765 0971	PC Library	3,577.51	697.33	1,652.30	0.00	4,532.48
21 765 0972	SE Library	809.26	2,473.44	3,192.23	0.00	1,528.05
21 765 0975	BE Library	1,467.52	0.00	574.95	0.00	2,042.47
21 765 0976	AP Library	4,159.18	848.35	1,125.00	0.00	4,435.83
21 765 0995	HE Library	2,084.87	103.38	750.29	0.00	2,731.78
21 765 0996	BMS Library	5,910.38	503.38	0.00	0.00	5,407.00
21 765 0997	BSMS Library	2,262.06	852.27	0.00	0.00	1,409.79
21 765 1410	Interest	2,889.41	0.00	32.86	0.00	2,922.27
Fund Total: 21		407,134.81	85,316.10	36,690.05	0.00	358,508.76

April 2024 Personnel Notes

Certificated Staff Hire:

- A. Emily Steinhoff has been hired as a middle school teacher at Bennington South Middle School. She will begin work August 1, 2024. MA, Step 12.
- B. Amy Diegel has been hired as a middle school teacher at Bennington North. She will begin work August 1, 2024. MA + 18, Step 5.
- C. Taylor Parker has been hired as an art teacher at Bennington Elementary. She will begin work August 1, 2024. BA, Step 3.
- D. Alexa Krumwiede has been hired as a speech language pathologist at Heritage Elementary. She will begin work August 1, 2024. MA, Step 8.
- E. Tatum Lundgren has been hired as a teacher at Anchor Pointe Elementary. She will begin work August 1, 2024, BA, Step 3.
- F. Jennifer Christensen has been hired as a school psychologist at Stratford Elementary. She will begin work August 1, 2024, MA+45/2xMA/Ed, Step 17.
- G. Jessica Salcedo has been hired as an elementary teacher at Heritage. She will begin work August 1, 2024, MA, Step 15.
- H. Molly Plahn has been hired as an elementary teacher at Bennington Elementary. She will begin work August 1, 2024, BA, Step 3.
- I. Niki Thorton has been hired as a teacher at Pine Creek Elementary. She will begin work August 1, 2024, BA, Step 3.

Support Staff Hire:

- A. Donald Combs has been hired as a bus driver for the 2024-25 school year. The starting salary will be \$24.75 p/hr.

Certificated Staff Resignations:

- A. Katie Korth has resigned as a speech pathologist at Heritage Elementary. She has been with the district since August 10, 2012.
- B. Kyle Monti has resigned as a teacher at Bennington High School. He has been with the district since August 11, 2021.
- C. Megan Norton has resigned as a school psychologist at Stratford Elementary. She has been with the district since August 9, 2023.

D. Kaylee Brenner has resigned as an elementary school teacher at Stratford Elementary. She has been with the district since August 11, 2021.

Classified Staff Resignations:

A. Makayla Kriley has resigned as a paraprofessional at Bennington High School. She has been with the district since February 12, 2024.



Elementary Board Report


To: The Bennington Board of Education
 From: Chad Boyes (AP) Danielle Robb (BE) Katie Lethcoe (HE) Alison Evangelisti (PC) Craig Theis (SE)
 Date: April 8, 2024

Current Enrollment

	Anchor Pointe Elementary	Bennington Elementary	Heritage Elementary	Pine Creek Elementary	Stratford Elementary
Preschool	79				
Kindergarten	62	53	78	69	60
First Grade	79	57	74	89	52
Second Grade	62	77	79	100	66
Third Grade	64	67	77	96	79
Fourth Grade	49	66	80	112	55
Fifth Grade	49	64	67	92	59
TOTAL	444	384	455	558	371

Read Across America:

Each elementary building participated in Read Across America week, celebrating the joy of reading and promoting literacy among students. Held annually during the first weeks of March, it coincides with the birthday of beloved children's author Dr. Seuss. Throughout the week, schools host various events and activities, such as read-aloud sessions, author visits, and themed dress-up days, all aimed at inspiring a love for reading and fostering a culture of literacy.



Staff Appreciation Week:

Each elementary PTO celebrated Staff Appreciation Week last month. Staff Appreciation Week is a dedicated time to honor and recognize the hard work, dedication, and contributions of all staff members within our elementary buildings. This week-long celebration extends gratitude to teachers, administrators, support staff, custodians, cafeteria workers, and all others who play vital roles in the educational experience of students.



Middle School News

BSMS/BMS 8th Grade Band at WSC Music Festival

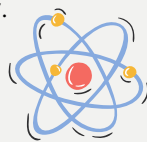
Bennington Middle School & Bennington South Middle School Combined 8th Grade Band performed at the Wayne State College Music Festival on March 6th. The band received a Superior Rating which is the highest score possible at the event!



What's Happening in Art?

On March 18th, 8th Grade art students visited the UNO Art Museum where they learned about working artists.

BMS student artists also participated in the NFWC District II Art Show in March in conjunction with the Bennington Public Library. Six of the entries received first place in the Junior High Division. Those students are: Alex Koch, Alejandra Becerril (also Best in Show), Jack Dawson, Avery Hightower, Zoey Hunt, and Aly Striffler. Those artworks will be entered into the NFWC State Art Show in Lincoln. Other pieces of Artwork entered will be on display throughout April at the library.



CURRENT ENROLLMENT

- BMS (Total - 430)
 - 6th - 156
 - 7th - 141
 - 8th - 133
- BSMS (Total - 587)
 - 6th - 220
 - 7th - 182
 - 8th - 185



Staff Appreciation

The BSMS and BMS PTOs celebrated staff throughout the month of March in a grand fashion! The PTOs provided staff with meals, goodies, and gear. We appreciate what the PTO and all of the families do to support our staff and students throughout the year.

Both middle schools are competing in a March Madness Challenge in accordance with the NCAA March Madness Basketball Tournament. The PTO will recognize the top brackets with prizes during March.



Scientist Researchers Compete

On Friday, March 15th seven BMS scientists completed at the Metro Science and Engineering Fair. All seven scientists received awards in their category and several received special awards. Andrew Sorrows and Carson Thorberg qualified for state and will present their research in Lincoln on April 18th.



BENNINGTON SENIOR HIGH SCHOOL

16610 Bennington Road
Bennington, NE 68007

To: Board of Education

From: Greg Lamberty, Bennington High School Principal

Date: April 8, 2024 Board Meeting

Current enrollment for grades 9-12 in the 2022-2023 School Year

Grade	+	-	Net	4/2/2024
Ninth	24	9	15	265
Tenth	11	23	-12	263
Eleventh	10	17	-7	255
Twelfth	8	18	-8	234
Total	53	67	-12	1,020

UPDATES

- BHS juniors will participate in the ACT on April 9. Participation in the exam fulfills a state assessment requirement. Sophomores will participate in the pre-ACT and freshmen will work on academic assignments while having the option to hear from Dr. Mark Adler with his message of kindness and leaving a positive legacy. Seniors in good standing have the day off. Seniors behind on the 3 C's requirement will report to BHS for community service.
- Addison Thornburg & Alexa Hall placed 6th at State Speech with their performance in Duo Interpretation. Carter Dittmer also participated at State Speech with his informative speech on The Alamo.
- The EMC Art Show runs from April 1 to April 17 at Hot Shops Art Center in Omaha (1301 Nicholas Street). 20 BHS students have artwork on display as part of the show.
- BHS recognized Mr. Bobolz and Mr. Kessell the week of April 1 which was National Assistant Principal week. Both assistant principals provide critical support and leadership with their assigned duties.
- EMC Soccer & Baseball Tournaments are being played April 8-12, 2024.
- The BHS Track Invitational will be held at the stadium on Tuesday, April 16.
- BHS will participate in the NSAA District Music Contest on April 19. The Band will perform at 9:05am at Elkhorn North High School. The Concert Choir will perform at 5:26pm at Elkhorn South High School.
- The BPS Foundation Awards Reception will be held at BHS on Sunday, April 28 at 2:00pm.
- BHS Band Mattress Fundraiser will be held on Sunday, April 28 from 10am to 4pm.
- BHS National Honors Society induction will take place on Wednesday, April 24 at 7:00pm in the BHS Auditorium.

- Advanced Placement testing will take place May 6-17 and is coordinated by the BHS counselors during the 2-week period.
- BHS will be piloting an online hallway monitoring system over the final 8 weeks of the school year. The program is called SECURLY - <https://www.securly.com/pass> Students will sign out electronically through their chrome books to use the restroom, visit counselors, or go to the vending machines during instructional time. BHS is considering implementing SECURLY for the 2024-2025 school year.
- BHS Summer School will be held June 3 to June 21. Students who failed a core class during the 2023-24 school year are eligible to participate in Summer School.

Social Media Celebrations for Bennington High School:



BHS students attended the Autorama World of Wheels sponsored by Baxter Automotive.



BHS supported National Down Syndrome Day on March 21 with “Rock Your Socks for kids with DS.”



Boys Soccer – 2024 Omaha Northwest Tournament Champions.



State Speech medalists – Alexa Hall & Addison Thornburg.



Carter Dittmer – State Speech Performer.



DANIEL BOMBECK

Director of Student Services

KATHRYN SINDELAR

Asst. Director of Student Services

Special Education Population Update

Verified Disability	February 2019	February 2020	February 2021	February 2022	March 2023	March 2024
Autism	29	37	39	49	55	71
Emotional Disturbance	1	14	13	18	18	18
Other Health Impaired	70	79	89	100	116	114
Specific Learning Disability	122	149	169	191	236	248
Intellectual Disability/Multiple	23	23	20	19	20	24
Speech Language Impairment	124	106	115	133	165	174
Other	29	19	20	31	26	27
% Special Education: State	15.48	15.56	15.67	15.92	16.45	Data not posted
BPS	12	12.68	12.27	13.43	14.96	

Verified Disability information is current numbers as of March 2024. Percent Special Education is pulled from the Nebraska Department of Education website and is based on the October 1st snapshot for each school year. The 2023-2024 school year snapshot has not been posted.

Counselors

Bennington Elementary

At Bennington Elementary, we just finished up our Problem Solving Unit. To apply the skills students learned in this unit, each class completed a STEM challenge. Younger grades worked to create a tower using toothpicks and mini marshmallows, while older grades created a tower using spaghetti sticks and masking tape. There is currently a small group that focuses on building friendships and social skills for 5th graders through STEM activities.

In preparation for MAP and NSCAS testing, small groups are also being held that teach coping skills for students with anxiety around testing. We will finish the year with a few weeks of career exploration lessons.



DANIEL BOMBECK

Director of Student Services

KATHRYN SINDELAR

Asst. Director of Student Services

Heritage

In March we will finish Unit 4: Solving Problems. Kindergarten is learning how to say what the problem is and how apologizing, taking turns and sharing are ways to solve problems. In 1st grade, they are learning how to recognize a problem, how to talk it out and ask for what they need. In 2nd grade, they are becoming problem solvers by exploring different ways to solve a problem depending on what the problem is. In 3rd grade, they are being introduced to specific problem solving steps. The steps involve solving the problem without blame, thinking of solutions, exploring those outcomes and finally picking the best solution. In 4th grade, we dive into how to solve their problems using problem solving steps without the aid of an adult. Finally in 5th grade, they learn about interpersonal problems and how to solve their problems again using the problem solving steps. They are taught these valuable skills using curriculum, group work, and sharing with the class.

March was also filled with one-on-one's with students who needed some extra support. There were also lunch bunches and a visit from Mrs. Baumann to introduce Middle School to the 5th graders. It's been a busy but amazing year here at Heritage!

Early Childhood Updates

Spring is a busy time of year for our early childhood programs, and it is all about transitions! We are currently preparing for 25 children to transition from home-based Birth-3 services to our preschool program, either in a classroom or receiving itinerant services. We also have 64 children who are getting ready to move from our preschool program to kindergarten in the fall!

Children who will be attending preschool for the first time this fall will be invited to participate in summer group sessions at Anchor Pointe so the children and parents can familiarize themselves with the building, classrooms, and playground. In addition, families will participate in transition meetings with the B-3 team to discuss what services will look like for their child as they enter preschool.

To ensure a smooth transition for our students entering kindergarten, our preschool teachers are in frequent communication with our elementary special education teams throughout the spring semester. Our elementary teachers observe students at the preschool, and teams hold transition meetings with families and teachers from both the preschool and elementary school to discuss each student's strengths and needs as they begin kindergarten.

Our teams work very hard this time of year to make sure all students are successful at the next level!

BENNINGTON PUBLIC SCHOOLS
11620 N 156th St
Bennington, NE 68007

Matt Blomenkamp
Assistant Superintendent of Operations

“WeAreBPS”

(402) 238-3044

To: Board of Education
Date: April 8, 2024, Board Meeting

I had the opportunity to visit Mr. Deardoff’s Government classes this past week to discuss city government, district set up, finances, and facilities.

All classified staff work agreements have been sent out to BPS employees. The agreement provides our staff an opportunity to review their placement, pay, and benefits for the 2024-25 school year. They then sign off if they are planning to return next year or have chosen to resign their position.

All certified staff preliminary contracts have been received this past month. In late July, the business office will review all staff members’ placement, additional coursework completed, extra duty assignments, and benefits they’ve signed up for in the May portal. We will then send out staff contracts for them to review and sign for the 2024-25 school year.

After review and research of other benefit companies, BEA and the business department have chosen to work with Aliant for the 2024-25 school year. Benefits include Basic Life, Accidental Death and Dismemberment, Long-Term Disability, Critical Illness, Hospital Indemnity, and Accident coverage.

Currently we have 6.5 certified positions open in the district.

We are currently short of support staff in the following areas: paraprofessionals – 2, food service - 11.

Meetings/Conference Attended:

- RTG – 3/12
- HUB – 3/15
- Douglas County Sheriff – 3/22

Bennington Public Schools Curriculum & Assessments Report April 8, 2024

Assessment

- ❖ The NSCAS testing window opened April 1st and will continue through May 3rd. Make-up tests may be completed through the 10th of May. Students in grades 3-8 are taking the NSCAS-ELA and NSCAS-Math tests. Students in grades 5 and 8 are also taking the NSCAS-Science test.
- ❖ Students in grade 11 will participate in the state ACT which is the state test for high school. Students will take the ACT for English, Reading, Math, Science, and Writing on Tuesday, April 9th in the morning. Part-time students (less than 50%) are not eligible to participate as this is a measure of the achievement of Bennington's curriculum and instruction. Students are receiving score reports to their personal myACT account, but the school and district will not receive scores until all schools across the state are complete and data is confirmed later this summer.
- ❖ Students in grades K-2 will complete spring MAP testing and benchmark assessments during the last week in April and through the first weeks in May. These assessments are important to provide data to accurately measure progress through the school year.

Curriculum

- ❖ The District Committee on 9-12 English Language Arts will have presentations from the top publishers this week. The Committee and members of the Board Curriculum Committee will make a final recommendation. Dr. Hoge and Dr. Thoendel will work with the selected publisher to determine needed materials and costs. Members of the Committee will work through the summer to develop guiding curriculum maps once the selection is finalized.
- ❖ The Preschool Teachers are working to update curriculum and procedures. This is part of the eight-year curriculum cycle. Curriculum materials and equipment are being reviewed as part of this process.
- ❖ Summer School preparations are underway for elementary, middle, and high school students. All programs will run between June 3-21, Monday through Friday. The Nebraska Reading Improvement Act requires a summer program for students to be offered to students on an Individualized Reading Improvement Plan (IRIP). As the District has grown the number of students invited to summer school has increased. Due to these increasing numbers summer school will be provided at two elementary buildings, Heritage and Pine Creek Elementary. We have the following enrollment at the time of this report.

GRADE	HERITAGE	PINE CREEK	TOTAL
KG	18	19	37
1	16	31	47
2	22	42	64
3	14	26	40
4	11	9	20
5	7	8	15
TOTAL	88	135	223

- ❖ Middle School has 42 students that have accepted to participate in the program in June. The program will include the areas of reading, writing, and math during the three weeks.
- ❖ Summer school for high school students focuses on credit recovery. Credit recovery courses are offered through an online program, except for Algebra 1 and English 9 which will be taught by current teachers. Approximately 40 seats will be available for each session.

Bennington Public Schools Curriculum & Assessments Report April 8, 2024

Attachment V-A.6

Staff Development

- ❖ The Professional Learning Committee and the Technology Committee make recommendations and work with the Tech and CIA Departments to provide summer professional learning opportunities. Teachers may participate in self-paced certification programs for Google, Hapara, Clever, and other district software. Teachers may also register for learning opportunities during the District “Bootcamp Week” which will be July 29th -August 2nd. Sessions may run from a 90-minute period to a full-day with courses offered on curriculum topics, special technology tools, and a variety of other topics presented by teachers, behavior specialists, math & reading specialists, Ms. McKenzie White, Technology Integrationist, Mr. Uchtman, Technology Coordinator, and Dr. Thoendel.

Superintendent Report

April 2024

Bond Issue

The bond issue that was run on March 12th failed, with 3,009 patrons voting for (48.62%) the proposal and 3,187 patrons voting against (51.38%). The turnout for this special election was the largest in Bennington Public Schools history at 52.35%. There have been many questions that have come to the District Office asking what the next steps are going to be, considering the bond failed by just 178 votes. The Building/Finance Committee met on March 25th and briefly discussed this topic. Their recommendation was that prior to any additional considerations from the BOE, we must first survey our community to determine why they chose to vote how they did. I will engage with a survey firm to begin gathering data to bring back to the BOE so they can begin thoughtful consideration on next steps.

2024-25 Kindergarten Numbers Update

We have continued to monitor and track the kindergarten enrollment for the upcoming school year. The district conducted a historical analysis of the monthly registration numbers and compared them to the final total. We also conducted a similar analysis for each building, recognizing that registration submissions vary across elementary schools. The analysis involved averaging the enrollment data from the past five years to provide a more accurate estimate of the percentage of completed registrations. BELOW are the estimated kindergarten registrations for each building and for the district as of the end of March:

Building	Registrations Thru 4/1	Estimated Percent of Total Registrations	Estimated Kindergarten Enrollment for 24-25
Anchor Pointe (3)	75	84.24%	89
Bennington (3)	48	87.18%	55
Heritage (4)	44	81.06%	54
Pine Creek (4)	86	87.22%	99
Stratford (3)	48	83.94%	57
DISTRICT (17)	301	85.38%	353

At the end of April, the analysis only projects that total enrollment will be just under 89% completed, so we are probably at a place where we should make staffing decisions in the kindergarten classrooms. These numbers lead us to trigger adding one additional kindergarten teacher. This will be discussed during the Curriculum and Personnel Proposals action item.

ESU3 Contract

Each year we work with ESU #3 on the number of days we have contracted out with them for professional development services and the other services we would utilize for the upcoming school year. We call this the District Service Plan (DSP). We are anticipating utilizing the 72 days of professional development available to us through the ESU at no cost. In addition, like other years we will utilize services for WAN Support, Internet Access, Filtering, Student Information System (NebSIS), Substitute Teacher Calling system, and other managed services as needed. Our anticipated cost for these services during the 2024-25 school year is \$178,362. We only pay for services utilized, so these will be billed throughout the school year. This budgetary number is 7.2% more than what was budgeted for the 2023-24 school year.

State Aid

NDE has released multiple models of potential state aid for the next year based on current rules and potential proposals within the legislature. As of the publication of this information, we do not have a final direction for this very important revenue line, but we will know more by the next meeting. As a quick reminder, equalization aid accounted for 27.09% of our basic funding needs in 2023-24. Therefore, these models and proposals are incredibly important to BPS.

Building and Finance Committee Notes
March 25, 2024
1940's Conference Room

The Building and Finance Committee ("Committee") of the Bennington Board of Education ("BOE") met on March 25, 2024, at 5:00 PM in the 1940's conference room at the district office. Board members present were Allyson Slobotski, Jeremy Dick, and Tim Dreessen. Administrators in attendance were Aaron Plas and Matt Blomenkamp. The Committee met for the 11th time this school term to approve projects, discuss contracts, and review future projects.

Discussion took place on items that did not require BOE approval due to the cost, but to receive input from the Committee. Those items included repairs to the Bennington Elementary roof, heaters for the BHS concession stand to eliminate maintenance issues, furniture for the new classroom in use at Bennington South Middle School, and other general maintenance items within the District.

Dr. Blomenkamp continued with facility and maintenance projects throughout the District that would require consideration and approval by the BOE on Monday, April 8, 2024.

The Committee unanimously recommended approval by the BOE of the following items:

- Contract with DLR to fix drainage issues at Bennington Elementary's playground at an estimated cost of \$29,400.
- To purchase half of the playground equipment addition at Pine Creek not to exceed \$75,000. Pine Creek's PTO has agreed to cover half the cost of the equipment.
- The purchase of a used bus costing \$95,850 to accommodate growth in student riders.

Dr. Blomenkamp provided information about the upcoming cleaning services contract, indicating the need for a Request for Proposal (RFP). Mr. Edens will commence work on this as soon as possible. The current cleaning contract terminates in August 2024.

Dr. Blomenkamp also provided information on switching service providers for the district other insurance benefits coverage from HUB to Aliant. These benefits include Basic Life, Accidental Death and Dismemberment, Long-Term Disability, Critical Illness, Hospital Indemnity, and Accident coverage.

Dr. Plas addressed the second high school bond failure, prompting the Committee to request that the administration investigate gathering community data to analyze and determine the next steps.

The Building and Finance Committee meeting adjourned at 7:20 PM, with no set date for the next meeting.

Curriculum & Americanism Committee Notes
March 11, 2024
1940 Board Room

The Curriculum & Americanism Committee of the Bennington Board of Education met on March 11, 2024, at 5:00 PM in the 1940 Board Room. Board members present were Kristi Ryan, Kara Neuverth, and Steve Shannon. The administrators in attendance were Dr. Plas, Dr. Thoendel, and Dr. Hoge. The Curriculum Committee (Committee) met for the ninth time this school term to review the final low-cost proposals, define the period between recurring book challenges, and build an understanding of the district curriculum adoption and lesson development process.

Dr. Plas shared estimated budget numbers as of the first week in March. Limited changes in the estimated budget were noted in the past month. The end of March will bring a greater understanding of anticipated revenues.

The final low-cost proposals remaining on the agenda, #48 & #49 Summer Band and Vocal Instruction were discussed. An array of extra-duty compensation for neighboring district's vocal/band personnel was presented to the Committee. The administration offered additional funding sources for summer band and lesson compensation. The Committee approved proposals #48 & #49 with the request that the administration define the expectations and duties aligned with summer band & vocal instruction. The proposals will be considered at the April Board of Education meeting.

The Committee revisited the Library Procedural Manual to define the frequency a book may be challenged. It was determined that a period of 4 years was appropriate. The Library Procedural Manual will be revised to outline the 4 year challenge period and move out of draft form.

Dr. Hoge presented the process for curriculum adoption and lesson development. The presentation referred to Board Policies 102.00, 603.01, 601.00, & 603.02 that guide the adoption, development, and selection process for the district.

The Committee Board Members were extended an invitation to attend the HS ELA curriculum adoption vendor presentations in April. The top three vendors will present followed by a debriefing.

The meeting adjourned at 5:55 PM. The tenth meeting of the Curriculum & Americanism Committee is yet to be scheduled in the month of April.

Nutrition Services Annual Report 2024

Bennington Public Schools

Tracy Watsabaugh
Coordinator of Nutrition Services



Vision Statement

Bennington Nutrition Services is dedicated to serving delicious and nutritious meals in a friendly environment that supports student learning and developing lifelong healthy lifestyles.

Delicious - Nutritious - Friendly - Support

FEDERAL REIMBURSEMENT RATES

2023-2024	BREAKFAST	LUNCH
FREE	\$2.28	\$4.33
REDUCED	\$1.98	\$3.93
PAID	\$0.38	\$0.48



2023-2024

COMMODITY
ENTITLEMENT


\$219,566.28

DOD Fresh Fruit and
Vegetables Program

\$121,386.00

Reimbursable Meals

School Year	Breakfast	Lunch	A la Carte
2021-2022 <i>COVID Free Meals</i>	226,231	426,492	\$236,224.15
2022-2023	135,152	386,545	\$336,671.70
2023-2024 <i>As of 3-31-24</i>	90,656	298,037	\$338,780.25



15%

District Free & Reduced

Online free and reduced applications increased by 25% in 2023-2024.

- 23% ~ Heritage Elementary
- 20% ~ Bennington Middle School
- 19% ~ Bennington Elementary
- 14% ~ Bennington High School
- 13% ~ Anchor Pointe
- 12% ~ Bennington South Middle School
- 11% ~ Pine Creek Elementary
- 8% ~ Stratford Elementary

65%

District Average Daily Participation - LUNCH

Average daily meal participation (ADP) is the average number of meals sold divided by the average student attendance.

- 70% ~ Bennington Middle School
- 69% ~ Pine Creek Elementary
- 69% ~ Bennington Elementary
- 69% ~ Anchor Pointe
- 66% ~ Heritage Elementary
- 64% ~ Stratford Elementary
- 54% ~ Bennington South Middle School
- 39% ~ Bennington High School

20%

District Average Daily Participation - BREAKFAST

Although meals are no longer free, breakfast participation has only decreased by 5% since February 2023.

- 31% ~ Pine Creek Elementary
- 28% ~ Heritage Elementary
- 24% ~ Anchor Pointe Elementary
- 20% ~ Bennington Elementary
- 18% ~ Stratford Elementary
- 16% ~ Bennington Middle School
- 12% ~ Bennington South Middle School
- 10% ~ Bennington High School



23-24 School Meal Pricing Comparison

We compared school meal prices from 18 local school districts.

Bennington's school meal prices are consistently lower than local school districts.

Breakfast	Avg Price	BPS Price	Difference
Elementary	1.88	\$1.75	-\$0.13
Middle School	1.99	\$1.80	-\$0.19
High School	2.06	\$1.90	-\$0.16

Lunch	Avg Price	BPS Price	Difference
Elementary	\$2.93	\$2.65	-\$0.28
Middle School	\$3.19	\$2.95	-\$0.24
High School	\$3.30	\$3.00	-\$0.30



24-25 Proposed Prices

	Breakfast (+\$0.15)	Lunch (+\$0.15)
→ Elementary	\$1.90	\$2.80
→ Middle School	\$1.95	\$3.10
→ High School	\$2.05	\$3.15
→ * Adult	\$2.90	\$4.75
→ Milk	\$0.55	\$0.55

**Please note, adult prices are subject to change. The minimum adult meal prices are released by the state agency in the summer.*



Procurement

- Cintas
- Hiland Dairy
- Rotella's Italian Bakery
- Performance Foodservice

Looking back on 23-24.....

Achievements

SNA Certifications - 4 staff

Summer Lunches - ASK

National School Breakfast
Week

Challenges

Staffing Shortages

Supply Chain Issues

Equipment Replacement

Teamwork

Enjoyable Workplace

Special Diets for 25 Students

New Recipes and Menus



Nutrition Services Team

**Anchor Pointe
Bennington Elementary
Heritage Elementary
Pine Creek Elementary
Stratford Elementary**

**Roxanne McGavran
Patricia Childers
Karla Evans
Emily Coles
Janet Snyder**

**Middle School
South Middle School
High School**

**Reginald Evan
Angela Mitchell
Leah Christianson**

**District Office
District Office**

**Bonnie Corbin
Tracy Watsabaugh**



Questions?



MEMORANDUM

To: Dr. Aaron Plas
Bennington Public Schools Board of Education Members

From: Julia Plucker

Date: April 5, 2024

Re: Legislative Update

General Session Information

The legislature finished Day 56 of the 60-day session on Friday. With only four days remaining, senators (and bill drafters) are scrambling to pass bills on Select File and Final Reading. Friday was the last day for a bill to pass General File and have time to comply with rules in order to achieve Final Reading this session. Speaker Arch gave an admonition on the floor regarding the number of bills on Select and Final (111 as of Friday) that are waiting to be scheduled, and the fact that time is running out. If debate on bills and amendments is not efficient, the legislature will run out of time, and some bills currently on Select File will not pass. To further make that point, the Speaker stated that “the time of adding bills to bills is over”. The Speaker also reminded senators that the passed budget leaves \$20 million per year for spending. If every bill that is on Select File and Final Reading passes, the state would be in a \$1.7 billion hole by June of 2027. Senators need to reduce spending on their bills or find additional funding sources if they want their bills with fiscal impact to pass.

Education Bills of Interest

A number of bills from the Education Committee are contained in LB 1284, Sen. Walz’s bill to provide a statewide computer science education expansion program, are on Select File, including:

LB 1005 (Walz) Change provisions relating to the Attracting Excellence in Teaching Program and the Excellence in Teaching Cash Fund under the Excellence in Teaching Act

LB 1253 (Linehan) Create the Dyslexia Research Grant

LB 964 (Dungan) Adopt the Special Education Teacher Forgivable Loan Program Act and provide for scholarships under the Nebraska Career Scholarship Act

LB 985 (Linehan) Change provisions relating to grant eligibility under the Nebraska Teacher Recruitment and Retention Act

LB 986 (Linehan) Terminate loan repayment assistance and provide grants to teachers under the Teach in Nebraska Today Act

LB 1014 (Walz) Change requirements relating to school psychologists

LB 1238 (Walz) Adopt the Special Educators of Tomorrow Act

LB 1254 (Linehan) Provide for a professional learning system and regional coaches for teaching students to read

Another package of Education Committee bills contained in LB 1329, Sen. Murman's bill to change provisions of the Nebraska Career Scholarship Act, are also on Select File, including:

LB 1339 (Brewer) Change provisions relating to possession of firearms in schools and authorize schools to provide emergency response mapping data to public safety agencies

- Two amendments were added on the floor- requiring the state Board of Education and Nebraska State Patrol to collaborate to create and execute a policy authorizing security personnel to carry firearms on school premises, and an amendment that narrows the provisions of LB 1339 to apply only to school districts with fewer than 5,000 residents.

LB 673 (Hansen) Provide grants to schools that adopt a policy to provide emergency response mapping data to law enforcement agencies and provide powers and duties for the State Department of Education and State Board of Education

LB 1012 (Walz) Change provisions relating to certain tax levy and bonding authority of school districts

LB 962 (Wayne) Prohibit the use of certain projection maps in public schools and require each school board to adopt a policy relating to projection maps

LB 855 (Conrad) Prohibit school districts from taking certain actions relating to outstanding debts on a school lunch or breakfast account

LB 1385 (Kauth) Change provisions relating to the issuance of and eligibility for certificates and permits issued by the State Department of Education

LB 231 (Dungan) Change provisions related to student attendance and require plans for excessive absences

LB 550 (Ballard) Change provisions relating to the enrollment option program

Other Bills of Interest

LB 43, Sen. Sanders bill that became the Government Committee omnibus bill, was signed into law by the Governor on March 27, 2024. This bill contains language that changes the public records request provisions. Currently, the first four hours of time spent "searching, identifying, physically redacting or copying" the requested records cannot be charged to the requestor, but a service charge can be assessed for requests that exceed that amount of time. Under the bill, the threshold for that timeframe is increased to eight hours for residents of Nebraska (and news media). Voluminous requests requiring an estimate of more than four days by the preparer must be attested to under oath and given in writing to the requestor. The bill also requires a public body to allow the public to speak at each meeting, except closed sessions.

LB 878 (Holdcroft) was advanced out of committee. The bill requires that an election for the purposes of issuing bonds by a school district must be held in conjunction with a statewide general election. This bill is being discussed as a potential amendment to LB 1339, but with time at a premium, it may not have a chance to be included.

LB 1402 (Linehan) will be scheduled for debate on Tuesday. The bill appropriates \$25 million in FY2024-25 for education scholarships for Nebraska students who attend a non-governmental, privately operated elementary or secondary school. Eligible students are entering kindergarten, sixth, or ninth grade, or have transferred from a public school. The scholarships shall be awarded by the State Treasurer. The bill is expected to be filibustered.

Education Funding and Tax Package

LB 388, the Governor and Revenue Committee tax package, was heard on the floor April 3, 2024. The package, with a Revenue Committee amendment containing a sales tax increase and elimination of certain sales tax exemptions, did not have enough votes to end a filibuster. Sen. Linehan asked for the bill to be stripped of amendments and passed as a shell bill in order to keep negotiating – the shell bill advanced with 33 votes on cloture, and 28 votes on the bill. The bill has until Wednesday of this week to be heard in order to make it to the finish line – ideas for compromise are “all over the board”, according to senators. Meetings are taking place over the weekend and Monday recess day. If nothing passes, the Governor and Sen. Linehan stated that a special session would likely occur – we’ve heard in either July or September.

LB 1331, the education funding bill, was passed from General to Select File on April 4, 2024. The bill is intended to reduce property taxes by doubling the amount of aid allocated to schools. The bill eliminates the TEEOSA formula and increases per-student foundation aid from \$1500 to \$3000. It “front loads” the LB 1107 income tax credit for school taxes paid and gives the funding directly to schools. It prohibits school districts from adopting budgets that surpass certain allowable reserve percentages. These percentages differ based on the district’s average daily membership. Unfortunately, the bill was intended to pass with LB 388, discussed above, which would have created revenues for fully funding the foundation aid increase. The final provisions of this bill remain unclear and will depend on the result of negotiations for the tax package.

A. Discuss, Consider, and Take Action on Curriculum and Personnel Proposals

The Curriculum Committee met on March 11th to continue the process of determining which curriculum and personnel proposals to recommend for the 2024-25 school year. There were 51 proposals this year for consideration. Being cognizant the 2024-25 budget is going to have a large reduction in state aid, the Curriculum Committee spent additional time evaluating proposals that came with a low cost, hoping to move some forward prior the larger cost items that may be addressed when the 2024-25 budget situation becomes clearer.

The final low-cost proposals remaining on the agenda included proposals for Summer Band and Vocal Instruction. Additional information on the proposals was provided to the Committee including an array, defining expectations for the positions, history on funding the activities, and expectations. The Committee asked the administration to define the duties during implementation. Both proposals received full support for approval consideration by the Board of Education. The Curriculum Committee is recommending proposals #48 and #49 for approval:

Proposal Number	Name	Description	Personnel Costs	Curriculum Costs
#48	Summer Instrumental Music	Change Summer Band from an annual request to an Extra Duty position	\$3,750	\$0
#49	Summer Vocal Music	Change Summer Vocal Music from an annual request to an Extra Duty position	\$3,750	\$0
#1	Kindergarten Teacher	Added Kindergarten teacher due to growth	\$89,744	\$3,000
TOTAL PROPOSED EXPENDITURES			\$97,244	\$3,000

Due to the timing, proposal #1 will need a full board discussion to determine the direction. The trigger system that was implemented in November said we would need an additional Kindergarten teacher for the 2024-25 school year based on a grade enrollment of 350 students. At that time, we were not confident our actual kindergarten enrollment was going to be 350, so we asked to not execute that added trigger position until the final enrollment number was clearer. As of right now, we are looking at roughly 353 kindergarten students thus needing one additional teacher.

Looking at the current enrollment estimates provided during the superintendent report, we are anticipating needing additional kindergarten teachers at Anchor Pointe and Pine Creek. But we will be able to attrition off one kindergarten teacher at Heritage Elementary. We are requesting approval for one additional kindergarten teacher.

The estimated cost for these positions is \$100,244. Although, the district has approved funding of \$6,500 for many years for proposals #48 and #49, so the additional cost is about \$1,000 for those two proposals. These positions would be allocated from the 2024-25 General Fund budget.

Proposed Technology Purchases

Each year the district continues to invest in the technology that is necessary to operate the school in the current digital age. Below is a proposed technology purchase for the 2023-24 school year. These purchases were discussed at the March Board of Education meeting and were included in the 2023-24 budget. Mr. Uchtman has a five-year plan for technology purchases that is continually under review to ensure it meets the needs of our growing student population.

Item	Description	Vendor	Total Cost
Dell CTO Chromebook	Chromebook rotation replacement and growth for students. Rotations are set up for sixth and ninth grade. The entire total of this purchase will come from an ECF grant, and will never show up as an expense to the district as the grantor and CDW will work directly on payment. The order is for 918 devices at \$265 per device.	CDW	\$243,270
13" MacBook Air	MacBook Airs will be replacing 100 staff devices. BPS currently has a four-year rotation for staff devices, with roughly a quarter of all staff devices being replaced each year. The order is for 100 staff devices at \$1,028 per device, including the device and AppleCare warranty.	Apple	\$102,800
Aruba A-15 Access Points	Access Points will be utilized at Bennington High School. They will be replacing access points that are seven years old and no longer support security upgrades. The order is for 77 access points at \$662.96 per device, including the access point, mounting bracket, and shipping. The district would receive a 40% discount through e-rate funding. The anticipated actual final cost would be \$30,629.	Prime Secured	\$51,048
10.2" iPad	iPads will be utilized by all K-5 teachers for the implementation of M-Class Dibels, CKLA, and other curriculums as needed. This purchase is fully funded by an ECF grant, but will be an expenditure from the district followed by reimbursement.	Apple	\$47,040
Touchscreen Chromebooks	K-5 students utilize touchscreen Chromebooks. The devices coming down from eighth grade and twelfth grade are not touchscreen units. This order would ensure we had enough devices for all K-2 students. The order is for 50 devices at \$269.98, plus the \$30.31 per device for the classroom upgrade.	CDW	\$15,015
Mac Mini	Mac Minis will be purchased to replace the devices in the Bennington Middle School computer lab. The BMS lab was last updated five years ago. The order is for 26 Mac Mini devices at \$450.98 per device.	Apple	\$11,726
Document Cameras	Document Cameras will be replacing the current models at Heritage Elementary. BPS tries to cycle these for replacement every six years, even though the life expectancy is five years. Heritage Elementary is up for replacement after six years. The order is for 30 document cameras at \$197.95 per device.	KCAV	\$5,939
TOTAL PROPOSED TECHNOLOGY EXPENDITURES			\$476,838
ACTUAL EXPENDITURES FOR THE DISTRICT AFTER GRANTS/REIMBURSEMENT			\$166,109

The hardware budget was \$483,000 for the year. The current total expenditures paid on the front end would be \$233,568. We would be reimbursed for \$47,040 for the iPad's, \$20,419 for the access points, and would not pay the \$243,270 for the Chromebooks. Total out-of-pocket expenses prior to reimbursement to the district would be \$233,568, while the final cost would be \$166,109 after reimbursements from grants.

C. Discuss, Consider, and Take Action on Summer Maintenance/Transportation Purchases

The Building/Finance Committee met on March 25th to discuss the summer maintenance proposals and repair projects. There was discussion on the potential needs and repairs at each of the buildings. At the conclusion, the Building and Finance Committee is unanimously recommending the following be approved for the 2023-24 summer maintenance and repairs:

Building	Description	Cost	Fund	Vendor	General Notes
Bennington Elementary	Playground Drainage	\$29,400	General	DLR	Fix the drainage issues on the playground that have led to the building flooding.
Pine Creek	Playground	Up to \$75,000	General	TBD	Pine Creek needs a playground addition to accommodate the student population. This playground addition cost would be split with their PTO. Current bid would cost \$58,813 to BPS, but we are still working through the final costs and designs.
District	Bus	\$95,850	General	Truck Center	New bus to accommodate the additional routes and activities associated with growth.
TOTAL COSTS	General Fund – \$200,250				

Multiple bids were acquired when possible on each of the items. These bids were reviewed by the Building/Finance committee.

Probationary Teachers

Year 1	
GREEN	MEGHAN
HAMER	BRYNN
KING	CRYSTAL
KRAYNESKI	KELSEY
PENINGTON (BRUNE)	CARLEY
ULVEN	KAITLYN
WEIS	CARRIE
BRADBURN	COLE
ROLFE	BAILEY
SUTER	CAITLIN
WAKEFIELD	TAYLOR
BADE	LISA
FRANK	KENNA
GRAVER	JEFF
HOLLISTER	LAUREN
MARTIN	HANNAH
O'DELL	MEGAN
OTT	JARED
POND (SOUCIE)	EMILEE
REMINGTON	TRACI
SZALAWIGA (SANER)	SHELBY
THORSON	JAYMIE
WILSON	KATHARINE
WOOD	KRISTINA
ECKHOLT	ERIN
HORVATH (STOGDILL)	LARISSA
LYON	BRENDON
ODSON	AMY
SIEMEK	KELLY
WICHERT	KIM
ENGEL	OLIVIA
SIKORA	OLIVIA
BRYAN	REBECCA
CLARK	MADISON
HIEMSTRA	ERIKA
KRATOCHVIL	MARLA
MERRILL	LINDSEY
SPLIKER-KINNING	JESSICA
STAPPERT	KAYLA
JOHN	KYLIE
TRYON	KATIE
GUINN	REGINA
HEEREN	HEIDI
MITCHELL	KIMBERLY
PRYOR	AIMEE
KANGER	MADISON
BRAUER	SAM
BOUSQUET	MEGAN
DELANGE	JADIE
FISHER	MOLLY
HOFFMAN	ZACH
RATIGAN	ELISE
ROWE	NICOLE

Year 2	
HAWK	EMMILY
SZYMCZAK	ALEXIS
MEYER	NICOLE
ALBIN	KATHY
ROMERO	ROBYN
DAHLHEIM	TAYLOR
HEATER	STEPHANIE
HEGY	MICKAYLA
JOSE	TERESE
KUCERA	HALEY
SHORES	KATHERINE
SMITH	MELISSA
COATNEY	BENJAMIN
EHRKE	DAVID
GINAL	JAMES
GRAY	DANIEL
JEWETT	STEPHANIE
LUDWIG	NICKLAUS
OLSON	TOM
OWENS	JAROD
POWELL	JOSHUA
TVRDY	SHELLY
WENDT-HUSTON	KATHERINE
ZEBOLSKY	RACHEL
BLANCHARD	AMY
HOLLMAN	LINDSAY
JURGENS	AMANDA
KLAUS	LARRY
RUCKER	HAYDEN
WILSON	LINDSEY
BARADA	LONDON
DAVIS	MIKE
ADAMS	DANIELLE
DENKER	CHRISTINE
GRAY	COLE
JACOBS	MACHAELA
SATHER	AMY
SCOTT	ANDY
SERRANO	SARAH
SNURR	ALLISON
CHRISTENSEN	JAMIE
ABRISZ	AMY
ACKERMAN	AMY
ELLISON	SHELBY
FAHRENHOLZ (KNIGHT)	HANNAH
LAPATKA	ERIN
REARDON	SATARAH
REINHART	ALYSSA
RUCKER (SORENSEN)	JENNIFER
VACURA	ASHLEY
VANDER LAAN (DEHAAN)	APRIL
YOUNG	CHRISTINE
ELLIOTT (HERZBERG)	ELIZABETH
GOWEN	KELLY
WULFF	ALYSE
ZYSSET	JARED
CARLSON	ALLIE
GIROUX	TAYLOR
HALL	MEGAN
LONGO	WILLIAM
LUM	KELLY
PHILLIPS	ALEXANDRA
SCHMIDT-SCHWING	MEGAN
STRYKER	JORDYN

Year 3	
EMARY	RACHELL
PERKINS	AMANDNA
DEHART	MELISSA
ASCANIO	VITALIA (TALL)
MANDEL	SAMANTHA
MEYER (SOLMA)	JENNIFER
OHLSON	CALENA
BRADBURN	TRAE
HILFIKER (HONEYWELL)	BAILEY
LEVINE	KIMBERLY
MOHR	EMILY
MOHR	MALLORY
SMITH	JENNIFER
HUGHES	DUTTON
MCCLAIN	COLLIN
MOORE	JEFFREY
BECKER	JANE
CERNY	SCOTT
DEWALD	DEIRDRE
WHITE	MCKENZIE
FINK	MALLORY
MADDEN	JAMIE
MAHONEY	DYLAN
NIGHTENGALE	ERICA
SCHERER	PHILLIP
BOESCH	AMANDA
DABELSTEIN	ASHLEY
KARR	LOGAN
KEANE	ANDREW
MANDL	MADLEINE
PEITZMEIER	MEG
BRENNER	KAYLEE
CALLAHAN	JENNIFER

Certified Teachers

Years 4-6		
BARADA	SHARLA	4
THAYER	JAY	4
VOGEL	KATIE	4
ANDERSON	LINDSEY	4
LIMBACH	MADISON	4
BLANCHARD	LONDON	4
HORN	TASHA	4
WELKER	MARY	4
BOWEN (DERRY)	CARLIE	4
MCCORMICK	KRISTIN	4
SORROWS	KAREN	4
KRAFT	MADELINE	4
SALIC	ANDREA	4
TAYLOR	JANEL	4
GOULDSMITH	MATTHEW	4
ROWLEY	PAMELA	4
JORN	LORI	4
KEOUGH	MARSHALL	4
KRUSE	VANESSA	4
LAMB	STEPHANIE	4
GILLESPIE	STEPHANIE	4
LOOSBROCK (BECKER)	HAYDN	4
DAVIS	TOSHA	5
GARTON	JILL	5
SUND	KELLY	5
WIDHOLM	MEGGIE	5
JOHANEK	RYAN	5
CARDER	ERIN	5
GUYNAN	NIKKI	5
HORNER	JUSTIN	5
JOHNSON	AMBER	5
JONES	ABIGAIL	5
LAUGHLIN	CARRIE	5
WOOD	DEAN	5
LENHART	KAMERON	5
TAYLOR (SPEIKER)	KELLY	5
BOTTORFF (FLIPOWITZ)	ALEXANDRIA	5
PLOURDE	LISA	5
POWELL	TRICIA	5
LUKEHART	ANNA	5
TOVEY	HEATHER	5
FALCONE	AUSTINA	5
HANKE	ERIKA	5
POULAS	KINSEY	5
MCCABE	TIMOTHY "ALEX"	6
SOWERS	HANNAH	6
WHEELER	SARAH	6
PARKER	JENNIFER	6
HAMILTON	BENJAMIN	6
STACY	BETHANY	6
HOFF (RUCKER)	MARISSA	6
EHLERS	JESSICA	6
KNAPP (WADEMAN)	TARIN	6
JEPPERSON	ELLIE	6
ROSENBAUM	EMILY	6
WRIGHT	NICOLE	6
SEMPEK	ADAM	6

Years 7-13		
WITHERBEE	ABBIE	7
YOUNG	MICHELLE	7
MILLER	BART	7
MILLER (PINEGAR)	CHELSEI	7
POWELL	EMILIE	7
ANDRUS	MINDY	7
DACY	BRIANNE	7
DANGEL	EMILY	7
FROLIO (SCHAB)	VICTORIA	7
GLINSKI	BLAZE	7
MATTES	JACOB	7
CARL	KAITLIN	7
COLLEGE	KARI	7
MLNARIK	JENNIFER	7
O'CALLAGHAN	STEPHANIE	7
WILHELMS	TARYN	7
DUCKWORTH	TRACI	8
KNOTT	BARB	8
GOANS (GOLDEN)	MARISSA	8
HOFFA	STEPHANIE	8
KRUSE	MEGAN	8
BOS	VANESSA	8
DOUGLAS (HUBBLING)	CHELSEA	8
BOHABOJ	JEREMY	8
PALMER	ALLIE	8
O'CALLAGHAN (MORIN)	CALLIE	8
EDENS	BRANDI	8
SCHOLTZ	CHELSEY	8
SAUNDERS (MATHERS)	ALEX	9
DEARDOFF	WILLIAM	9
HIGGINS	SIERRA	9
WRIGHT	PAUL	9
NABOWER	ANGELA	9
MINER	ANDREW	9
BARNEY	BRENNAN	10
LAUE	NIC	10
CAMP	TARA	10
BOYD	BROOKE	10
MILLER	BROOKE	10
O'CONNOR	JOHN	11
STRYKER	TRENT	11
SHIVELY (FONDA)	MICHELLE	11
KRAMBECK	MICHAEL	12
BOUAPHAKEO	ANN	12
LURA	JASON	12
DEINES	BENJAMIN	12
JORGENSEN	SARA	12
POHLMANN	JANNA	12
FLYNN	JENNIFER	12
BIEBER-DEINES	NATALIE	13
BRICKER (JOHNSON)	JAIA	13
HOLT (JOHNSON)	ERIN	13
OLSON	LUKE	13
DIAMOND	DANITA	13
HENKEL	BRANDON	13

Years 14+		
PRUNEAU	COURTNEY	14
STRAIGHT	KRISTIN	14
MATTSON	TARA	14
SUING	JOCELYN	14
KORBEL	ALYSHA	14
STROBERG	KIMBERLY	14
FITZGERALD	ABBY	14
MIMICK	CASEY	14
KRAMER	BRITTANY	14
KIGER	EMILY	15
REINOEHL	SARA	15
ERDMAN	JODIE	15
LAMPE	SHELLEY	15
SCHAFFART	ELIZABETH	15
FORTIN	LESLIE	15
GRINVALDS	CHRISTOPHER	15
PLOURDE	KILEY	15
PUCK	JULIE	15
MCGREW	LAURA	16
HANKE	TYE	16
TOMJACK	CHRISTINE	17
KREJCI	HEATHER	17
MIMICK	BRANDON	17
NOBLE	STACEY	17
NICHOLS	CRAIG	17
MERGERS	REBECCA	17
GUTZ	STACY	18
BACKLUND	KELLIE	18
BAUMANN	AMY	18
PANNING	EMILY	18
BATES	MARYBETH	18
MORAN	CHRISTINE	18
KRUID	BARBARA	19
VAN ARSDEL	SARA	19
RISCHLING	TERESA	19
SPOEHR	MICHAEL	20
HEESE	SCOTT	21
SCHUMM	JOE	22
DELANCEY	CANDI	23
KUCERA	DAWN	23
BOHN	GREG	25
INDENBOSCH	KONNI	26
HANUSEK	KIMBERLY	27
SOWERS	SHERRI	27
BURGERS	CONNIE	28
HEESE	JENNIE	28
KLAUS	DENISE	31

Administrators

Years at Bennington Public Schools			
PLAS	AARON	SUPERINTENDENT	1
BOMBECK	DAN	STUDENT SERVICE DIRECTOR	1
SINDELAR	KATHRYN	ASSISTANT STUDENT SERVICES DIR	1
THEIS	CRAIG	PRINCIPAL	1
HIEMSTRA	ERIKA	ASSISTANT PRINCIPAL	1
BOBOLZ	CODY	ASSISTANT PRINCIPAL	2
LETHCOE	KATIE	PRINCIPAL	2
BENDELL	KRISTA	ASSISTANT PRINCIPAL	2
APFELBECK	LUCAS	PRINCIPAL	3
ROBB	DANIELLE	PRINCIPAL	3
RUCKER	RENEE	PRINCIPAL	3
KESSELL	CHRISTOPHER	ACTIVITIES DIRECTOR	4
WILSON	MATTHEW	MS ASST PRINCIPAL	6
EVANGELISTI	ALISON	PRINCIPAL	8
LAMBERTY	GREG	PRINCIPAL	11
BLOMENKAMP	MATT	ASSISTANT SUPERINTENDENT	11
BOYES	CHAD	PRINCIPAL	16
THOENDEL	SHANNON	ASST CURR DIRECTOR	18

LUNCH PRICES

School Districts	School Year	Lunch	Lunch	Lunch	Lunch	Breakfast	Breakfast	Breakfast	Breakfast		
	Elem	MSchool	HSchool	Adult	Elem	MSchool	Hschool	Adult	Milk	F/R %	
Arlington	2020-2021	2.30	2.55	2.55	3.85	1.40	1.40	1.40	2.35	0.55	23.66%
	2021-2022	2.30	2.55	2.55	3.85	1.40	1.40	1.40	2.35	0.55	18.87%
	2022-2023	2.3	2.55	2.55	3.85	1.4	1.4	1.4	2.35	0.55	21.85%
	2023-2024	2.35	2.6	2.6	4.6	1.4	1.4	1.4	2.75	0.55	24.40%
Bennington	2020-2021	2.45	2.75	2.80	3.85	1.60	1.65	1.75	2.35	0.45	8.86%
	2021-2022	2.50	2.80	2.85	3.95	1.65	1.70	1.80	2.45	0.50	9.46%
	2022-2023	2.60	2.90	2.95	4.25	1.70	1.75	1.85	2.60	0.50	12.95%
	2023-2024	2.65	2.95	3.00	4.60	1.75	1.80	1.90	2.75	0.55	13.91%
Blair (Taher)	2020-2021				3.85				2.40		24.01%
	2021-2022	2.90	3.20	3.20	4.00	2.10	2.10	2.10	2.40		26.84%
	2022-2023	2.90	3.20	3.20	4.00	2.10	2.10	2.10	2.40	0.55	25.59%
	2023-2024	3.00	3.30	3.30	4.60	2.20	2.20	2.20	2.75	0.55	28.07%
DC West Comm Schools	2020-2021										34.62%
	2021-2022	2.35	2.60	2.85	3.85	1.50	1.50	1.50	2.35		32.24%
	2022-2023	2.60	2.85	2.85	4.25	1.50	1.50	1.50	2.60	0.50	28.40%
	2023-2024	2.75	3.00	3.00	4.60	1.65	1.65	1.65	2.75	0.50	31.54%
Elkhorn (Sodexo)	2020-2021										10.18%
	2021-2022	2.65	3.40	3.55	3.85	1.55	1.75	1.95	2.30		8.65%
	2022-2023	2.80	3.50	3.65	4.25	1.65	1.85	2.05	2.60	0.55	10.43%
	2023-2024	2.95	3.65	3.80	4.60	1.75	1.95	2.15	2.75	0.55	11.40%
Fremont	2020-2021	2.00	2.35	2.40	3.75						57.76%
	2021-2022										56.35%
	2022-2023	2.25	2.35	2.40	4.25	1.60	1.30	1.30	2.75	0.50	62.58%
	2023-2024	2.25	2.35	2.40	4.60	1.30	1.30	1.30	2.75	0.50	68.57%
Fort Calhoun	2020-2021	2.55	2.90	2.90	4.00	1.75	2.25	2.25	2.50	0.50	18.69%
	2021-2022	2.55	2.90	2.90	4.00	1.75	2.25	2.25	2.50	0.50	16.83%
	2022-2023	2.55	2.90	2.90	4.00	1.75	2.25	2.25	2.50	0.50	14.06%
	2023-2024	2.75	3.10	3.10	4.75	1.75	2.25	2.25	2.50	0.50	15.68%
Gretna	2020-2021	2.85	3.00	3.25							9.93%
	2021-2022	3.05	3.15	3.50	4.00					0.40	7.73%
	2022-2023	3.10	3.35	3.65	4.25					0.50	9.96%
	2023-2024	3.25	3.50	3.80	4.60					0.50	11.79%
Millard (Sodexo)	2020-2021	2.85	3.05	3.55	3.85	1.50	1.70	1.95	2.45	0.50	23.75%
	2021-2022	2.45	2.65	3.15	4.00	1.20	1.35	1.65	2.40	0.50	24.91%
	2022-2023	3.05	3.25	3.75	4.25	1.55	1.75	2.00	2.60	0.50	26.27%
	2023-2024	3.15	3.35	3.85	4.60	1.60	1.80	2.05	2.75	0.55	28.83%
NE City (Lunchtimesolutions)	2020-2021										52.99%
	2021-2022	2.90	3.10	3.10	3.85	2.00	2.00	2.00	2.45	0.50	45.82%
	2022-2023	3.00	3.25	3.25	4.25	2.10	2.10	2.10	2.60	0.50	54.69%
	2023-2024	3.15	3.40	3.40	4.60	2.15	2.15	2.15	2.75	0.50	55.06%
Norris (Taher)	2020-2021	2.70	2.90	2.90		2.00	2.00	2.00			12.19%
	2021-2022	2.70	2.90	2.90		2.00	2.00	2.00			10.00%
	2022-2023	2.85	3.00	3.00	4.00	2.10	2.10	2.10	2.55	0.50	11.40%
	2023-2024	3.05	3.25	3.25	4.60	2.25	2.25	2.25	2.75	0.55	12.45%
Omaha	2020-2021	1.45	1.75	1.75		Free	Free	Free			77.73%
	2021-2022	1.45	1.75	1.75	4.00	Free	Free	Free	2.50		68.69%
	2022-2023				4.25				2.60	0.35	
	2023-2024				4.60				2.75	0.50	
Plattsmouth	2020-2021										42.38%
	2021-2022										40.68%
	2022-2023	2.95	3.05	3.10	4.25	2.20	2.20	2.20	2.60	0.50	46.41%
	2023-2024	2.95	3.05	3.10	4.60	2.20	2.20	2.20	2.75	0.50	44.62%
Ralston (Sodexo)	2020-2021	2.60	3.05	3.10		1.55	1.95	2.50			60.65%
	2021-2022	2.60	2.95	3.00	3.75	1.55	2.50	2.50	2.55		51.91%
	2022-2023	2.65	3.05	3.15	3.75	1.65	1.95	2.50	2.55	0.50	61.13%
	2023-2024	2.70	3.05	3.20	3.75	1.65	1.95	2.50	2.55	0.50	64.95%
Springfield/Platteview (OPAAI)	2020-2021	2.95	3.15	3.15	3.65	1.75	2.00	2.00	2.20	0.60	21.66%
	2021-2022	2.95	3.15	3.15	3.65	1.75	2.00	2.00	2.20	0.60	19.64%
	2022-2023	3.25	3.45	3.45	4.00	1.85	2.10	2.10	2.30	0.60	18.45%
	2023-2024	3.35	3.55	3.55	5.00	1.95	2.20	2.20	3.00	0.70	23.28%
Syracuse Dunbar Avoca (Taher)	2020-2021										25.81%
	2021-2022	4.00	4.00	4.00	4.00	2.40	2.40	2.40	2.40	0.50	20.25%
	2022-2023	3.10	3.10	3.10	4.25	1.85	1.85	1.85	1.85	0.50	19.17%
	2023-2024	3.10	3.35	3.35	4.60	2.15	2.15	2.15	2.75	0.50	18.62%
Wahoo	2020-2021	2.70	2.95	2.95		1.75	1.95	1.95		0.45	29.72%
	2021-2022	2.70	2.95	2.95		1.75	1.95	1.95		0.45	22.75%
	2022-2023	3.05	3.30	3.30	4.25	2.10	2.30	2.30	3.05	0.45	30.88%
	2023-2024	3.40	3.65	3.65	4.60	2.45	2.65	2.65	3.40	0.45	31.16%
Waverly	2020-2021										18.99%
	2021-2022										20.14%
	2022-2023	3.04	3.24	3.24	4.25	1.90	2.00	2.00	2.60	0.40	19.91%
	2023-2024	3.29	3.29	3.29	4.25	2.05	2.05	2.05	2.65	0.40	21.37%
Westside	2020-2021	2.50	2.85	3.60		1.60	1.85	2.00			38.17%
	2021-2022	2.55	2.90	3.65	4.25	1.65	1.90	2.05	2.60		24.40%
	2022-2023	2.60	2.95	3.65	4.23	1.70	1.90	2.05	2.60	0.50	36.21%
	2023-2024	2.65	3.00	3.75	4.60	1.70	1.90	2.05	2.60	0.50	38.14%
Average Prices	2020-2021	2.49	2.77	2.91	3.83	1.66	1.86	1.98	2.38	0.51	
	2021-2022	2.66	2.93	3.07	3.93	1.73	1.91	1.97	2.42	0.50	
	2022-2023	2.81	3.07	3.17	4.15	1.81	1.91	1.98	2.54	0.50	
	2023-2024	2.93	3.19	3.30	4.57	1.88	1.99	2.06	2.76	0.52	
History of Average Prices	2014-15	2.27	2.52	2.68	3.24			1.64/2.03		0.46	
	2015-16	2.33	2.62	2.72	3.36			1.57/2.14		0.46	
	2016-17	2.37	2.65	2.74	3.38			1.58/2.14		0.46	
	2017-18	2.43	2.70	2.79	3.46			1.61/2.12		0.46	
	2018-19	2.49	2.77	2.86	3.57			1.65/2.19		0.46	
	2019-20	2.55	2.83	2.93	3.70			1.69/2.23		0.47	
	2020-21	2.49	2.77	2.91	3.83	1.66	1.86	1.98	2.38	0.51	
	2021-22	2.66	2.93	3.07	3.93	1.73	1.91	1.97	2.42	0.50	
	2022-23	2.81	3.07	3.17	4.14	1.81	1.91	1.98	2.54	0.50	
	2023-24	2.93	3.19	3.3	4.57	1.88	1.99	2.06	2.76	0.52	

No breakfast program

100% CEP
100% CEP

Partial CEP

Partial CEP

2023-24 Nutrition Services CASH FLOW

	Sept. '23	Oct. '23	Nov. '23	Dec. '23	Jan. '24	Feb. '24	Mar. '24	Apr. '24	May '24	June '24	July '24	Aug. '24
Revenue												
Lunches/Milk	\$153,790.07	\$168,636.24	\$155,559.91	\$139,798.76	\$151,450.65	\$147,106.03	\$144,956.01	\$111,200.00	\$112,500.00	\$2,500.00	\$22,800.00	\$142,300.00
State Reimb.	\$0.00	\$0.00	\$300.00	\$0.00	\$0.00	\$0.00	\$0.00	\$0.00	\$0.00	\$0.00	\$0.00	\$0.00
Federal Reimb.	\$32,435.43	\$0.00	\$120,476.41	\$57,366.16	\$41,776.06	\$49,770.44	\$151,235.31	\$83,300.00	\$60,500.00	\$75,300.00	\$0.00	\$0.00
Interest	\$86.94	\$86.98	\$80.67	\$73.87	\$86.00	\$76.49	\$80.00	\$80.00	\$80.00	\$80.00	\$80.00	\$80.00
Other	\$381.36	\$2,408.25	\$4,184.93	\$2,101.57	\$661.92	\$16.62	\$1,002.15	\$600.00	\$400.00	\$10,000.00	\$100.00	\$900.00
Transfers from GF	\$0.00											
Total	\$186,693.80	\$171,131.47	\$280,601.92	\$199,340.36	\$193,974.63	\$196,969.58	\$297,273.47	\$195,180.00	\$173,480.00	\$87,880.00	\$22,980.00	\$143,280.00
Expenses												
Payroll	\$70,502.55	\$92,931.50	\$94,518.13	\$97,245.96	\$75,174.19	\$84,490.97	\$87,022.12	\$100,400.00	\$74,500.00	\$80,300.00	\$14,200.00	\$15,000.00
Other	\$201,356.50	\$170,115.26	\$186,305.33	\$80,312.06	\$99,596.03	\$120,436.11	\$135,250.94	\$109,100.00	\$137,000.00	\$26,000.00	\$1,600.00	\$39,000.00
Total	\$271,859.05	\$263,046.76	\$280,823.46	\$177,558.02	\$174,770.22	\$204,927.08	\$222,273.06	\$209,500.00	\$211,500.00	\$106,300.00	\$15,800.00	\$54,000.00
Balances												
Beg. Balance	\$1,077,567.84	\$992,402.59	\$900,487.30	\$900,265.76	\$922,048.10	\$941,252.51	\$933,295.01	\$1,008,295.42	\$993,975.42	\$955,955.42	\$937,535.42	\$944,715.42
Revenue	\$186,693.80	\$171,131.47	\$280,601.92	\$199,340.36	\$193,974.63	\$196,969.58	\$297,273.47	\$195,180.00	\$173,480.00	\$87,880.00	\$22,980.00	\$143,280.00
Expenditures	\$271,859.05	\$263,046.76	\$280,823.46	\$177,558.02	\$174,770.22	\$204,927.08	\$222,273.06	\$209,500.00	\$211,500.00	\$106,300.00	\$15,800.00	\$54,000.00
Ending Balance	\$992,402.59	\$900,487.30	\$900,265.76	\$922,048.10	\$941,252.51	\$933,295.01	\$1,008,295.42	\$993,975.42	\$955,955.42	\$937,535.42	\$944,715.42	\$1,033,995.42

August 2022

SCHOOL	AVERAGE DAILY ATTENDANCE (ADA)	BREAKFAST				LUNCH			
		STUDENT BREAKFAST	OPERATING DAYS	Avg Daily Participation (ADP)	Avg Daily Participation (ADP %)	STUDENT LUNCH	OPERATING DAYS	Avg Daily Participation (ADP)	Avg Daily Participation (ADP %)
ANCHOR POINTE	326	542	11	49	15%	2122	10	212	65%
BENNINGTON ELEMENTARY	396	1155	11	105	27%	2788	10	279	70%
HERITAGE ELEMENTARY	415	1236	11	112	27%	2736	10	274	66%
PINE CREEK ELEMENTARY	564	928	11	84	15%	3852	10	385	68%
STRATFORD ELEMENTARY	347	671	11	61	18%	1756	10	176	51%
MIDDLE SCHOOL	399	506	11	46	12%	2610	10	261	65%
SOUTH MIDDLE SCHOOL	501	364	11	33	7%	3034	10	303	61%
HIGH SCHOOL	978	649	11	59	6%	4339	10	434	44%

September 2022

SCHOOL	AVERAGE DAILY ATTENDANCE (ADA)	BREAKFAST				LUNCH			
		STUDENT BREAKFAST	OPERATING DAYS	Avg Daily Participation (ADP)	Avg Daily Participation (ADP %)	STUDENT LUNCH	OPERATING DAYS	Avg Daily Participation (ADP)	Avg Daily Participation (ADP %)
ANCHOR POINTE	328	1371	21	65	20%	4098	20	205	63%
BENNINGTON ELEMENTARY	388	2861	21	136	35%	5312	20	266	69%
HERITAGE ELEMENTARY	415	2809	21	134	32%	5411	20	271	65%
PINE CREEK ELEMENTARY	560	2548	21	121	22%	7577	20	379	68%
STRATFORD ELEMENTARY	331	1936	21	92	28%	3942	20	197	60%
MIDDLE SCHOOL	394	763	21	36	9%	5230	20	262	66%
SOUTH MIDDLE SCHOOL	494	1059	21	50	10%	6150	20	308	62%
HIGH SCHOOL	954	1686	21	80	9%	8907	20	445	47%

October 2022

SCHOOL	AVERAGE DAILY ATTENDANCE (ADA)	BREAKFAST				LUNCH			
		STUDENT BREAKFAST	OPERATING DAYS	Avg Daily Participation (ADP)	Avg Daily Participation (ADP %)	STUDENT LUNCH	OPERATING DAYS	Avg Daily Participation (ADP)	Avg Daily Participation (ADP %)
ANCHOR POINTE	326	1285	19	68	21%	3663	17	215	66%
BENNINGTON ELEMENTARY	388	2599	19	137	35%	4731	17	278	72%
HERITAGE ELEMENTARY	412	2659	19	140	34%	4649	17	273	66%
PINE CREEK ELEMENTARY	560	2349	19	124	22%	6682	17	393	70%
STRATFORD ELEMENTARY	335	1696	19	89	27%	3689	17	217	65%
MIDDLE SCHOOL	394	665	19	35	9%	4664	17	274	70%
SOUTH MIDDLE SCHOOL	490	1064	19	56	12%	5211	17	307	63%
HIGH SCHOOL	939	1690	19	89	10%	7349	17	432	46%

November 2022

SCHOOL	AVERAGE DAILY ATTENDANCE (ADA)	BREAKFAST				LUNCH			
		STUDENT BREAKFAST	OPERATING DAYS	Avg Daily Participation (ADP)	Avg Daily Participation (ADP %)	STUDENT LUNCH	OPERATING DAYS	Avg Daily Participation (ADP)	Avg Daily Participation (ADP %)
ANCHOR POINTE	321	1399	19	74	23%	3891	18	216	67%
BENNINGTON ELEMENTARY	384	2532	19	133	35%	4772	18	265	69%
HERITAGE ELEMENTARY	407	2823	19	149	37%	4927	18	274	67%
PINE CREEK ELEMENTARY	548	2461	19	130	24%	6940	18	386	70%
STRATFORD ELEMENTARY	335	1692	19	89	27%	3780	18	210	63%
MIDDLE SCHOOL	385	816	19	43	11%	4807	18	267	69%
SOUTH MIDDLE SCHOOL	485	1332	19	70	15%	5439	18	302	62%
HIGH SCHOOL	919	1962	19	103	11%	7780	18	432	47%

December 2022

SCHOOL	AVERAGE DAILY ATTENDANCE (ADA)	BREAKFAST				LUNCH			
		STUDENT BREAKFAST	OPERATING DAYS	Avg Daily Participation (ADP)	Avg Daily Participation (ADP %)	STUDENT LUNCH	OPERATING DAYS	Avg Daily Participation (ADP)	Avg Daily Participation (ADP %)
ANCHOR POINTE	317	982	14	70	22%	2829	13	218	69%
BENNINGTON ELEMENTARY	377	1770	14	126	34%	3533	13	272	72%
HERITAGE ELEMENTARY	403	2064	14	147	37%	3668	13	282	70%
PINE CREEK ELEMENTARY	548	1726	14	123	23%	5224	13	402	73%
STRATFORD ELEMENTARY	328	1213	14	87	27%	2903	13	223	68%
MIDDLE SCHOOL	383	608	14	43	11%	3513	13	270	71%
SOUTH MIDDLE SCHOOL	482	1230	14	88	18%	4082	13	314	65%
HIGH SCHOOL	941	1400	14	100	11%	5534	13	426	45%

January 2023

SCHOOL	AVERAGE DAILY ATTENDANCE (ADA)	BREAKFAST				LUNCH			
		STUDENT BREAKFAST	OPERATING DAYS	Avg Daily Participation (ADP)	Avg Daily Participation (ADP %)	STUDENT LUNCH	OPERATING DAYS	Avg Daily Participation (ADP)	Avg Daily Participation (ADP %)
ANCHOR POINTE	332	1270	17	75	23%	3797	17	223	67%
BENNINGTON ELEMENTARY	388	2067	17	122	31%	4608	17	271	70%
HERITAGE ELEMENTARY	420	2658	17	156	37%	4845	17	285	68%
PINE CREEK ELEMENTARY	567	2190	17	129	23%	6761	17	398	70%
STRATFORD ELEMENTARY	331	1406	17	83	25%	3707	17	218	66%
MIDDLE SCHOOL	394	737	17	43	11%	4634	17	273	69%
SOUTH MIDDLE SCHOOL	492	1250	17	74	15%	5291	17	311	63%
HIGH SCHOOL	944	1698	17	100	11%	7164	17	421	45%

February 2023

SCHOOL	AVERAGE DAILY ATTENDANCE (ADA)	BREAKFAST				LUNCH			
		STUDENT BREAKFAST	OPERATING DAYS	Avg Daily Participation (ADP)	Avg Daily Participation (ADP %)	STUDENT LUNCH	OPERATING DAYS	Avg Daily Participation (ADP)	Avg Daily Participation (ADP %)
ANCHOR POINTE	331	1358	17	80	24%	3718	16	232	70%
BENNINGTON ELEMENTARY	386	2107	17	124	32%	4581	16	286	74%
HERITAGE ELEMENTARY	416	2460	17	145	35%	4722	16	295	71%
PINE CREEK ELEMENTARY	562	2201	17	129	23%	6553	16	410	73%
STRATFORD ELEMENTARY	331	1398	17	82	25%	3688	16	231	70%
MIDDLE SCHOOL	391	779	17	46	12%	4435	16	277	71%
SOUTH MIDDLE SCHOOL	485	1305	17	77	16%	5028	16	314	65%
HIGH SCHOOL	941	1736	17	102	11%	6660	16	416	44%

March 2023

SCHOOL	AVERAGE DAILY ATTENDANCE (ADA)	BREAKFAST				LUNCH			
		STUDENT BREAKFAST	OPERATING DAYS	Avg Daily Participation (ADP)	Avg Daily Participation (ADP %)	STUDENT LUNCH	OPERATING DAYS	Avg Daily Participation (ADP)	Avg Daily Participation (ADP %)
ANCHOR POINTE	332	1960	23	85	26%	4814	21	229	69%
BENNINGTON ELEMENTARY	388	3056	23	133	34%	5761	21	274	71%
HERITAGE ELEMENTARY	424	3208	23	135	33%	6010	21	286	68%
PINE CREEK ELEMENTARY	561	3144	23	137	24%	8090	21	385	69%
STRATFORD ELEMENTARY	330	2005	23	87	27%	4574	21	218	66%
MIDDLE SCHOOL	388	1080	23	47	12%	5659	21	269	70%
SOUTH MIDDLE SCHOOL	481	1705	23	74	16%	6290	21	300	62%
HIGH SCHOOL	931	2217	23	96	10%	8968	21	427	46%

April 2023

SCHOOL	AVERAGE DAILY ATTENDANCE (ADA)	BREAKFAST				LUNCH			
		STUDENT BREAKFAST	OPERATING DAYS	Avg Daily Participation (ADP)	Avg Daily Participation (ADP %)	STUDENT LUNCH	OPERATING DAYS	Avg Daily Participation (ADP)	Avg Daily Participation (ADP %)
ANCHOR POINTE	333	1455	16	91	27%	3414	15	228	68%
BENNINGTON ELEMENTARY	389	2374	16	148	38%	4211	15	281	72%
HERITAGE ELEMENTARY	422	2286	16	143	34%	4250	15	283	67%
PINE CREEK ELEMENTARY	558	3215	16	201	36%	5896	15	393	71%
STRATFORD ELEMENTARY	335	1860	16	116	35%	3378	15	225	67%
MIDDLE SCHOOL	392	751	16	47	12%	4133	15	276	70%
SOUTH MIDDLE SCHOOL	492	1174	16	73	15%	4732	15	315	64%
HIGH SCHOOL	912	1497	16	94	10%	6087	15	406	45%

May 2023

SCHOOL	AVERAGE DAILY ATTENDANCE (ADA)	BREAKFAST				LUNCH			
		STUDENT BREAKFAST	OPERATING DAYS	Avg Daily Participation (ADP)	Avg Daily Participation (ADP %)	STUDENT LUNCH	OPERATING DAYS	Avg Daily Participation (ADP)	Avg Daily Participation (ADP %)
ANCHOR POINTE	336	1571	18	87	26%	3328	16	208	62%
BENNINGTON ELEMENTARY	397	2457	18	137	34%	3910	16	244	62%
HERITAGE ELEMENTARY	421	2224	18	124	29%	4290	16	268	64%
PINE CREEK ELEMENTARY	568	2904	18	161	28%	5717	16	357	63%
STRATFORD ELEMENTARY	336	1644	18	91	27%	3030	16	189	56%
MIDDLE SCHOOL	389	798	17	47	12%	4349	16	272	70%
SOUTH MIDDLE SCHOOL	491	1317	18	73	15%	4808	16	301	61%
HIGH SCHOOL	925	1510	18	84	9%	6533	16	408	44%

August 2023

SCHOOL	AVERAGE DAILY ATTENDANCE (ADA)	BREAKFAST				LUNCH			
		STUDENT BREAKFAST	OPERATING DAYS	Avg Daily Participation (ADP)	Avg Daily Participation (ADP %)	STUDENT LUNCH	OPERATING DAYS	Avg Daily Participation (ADP)	Avg Daily Participation (ADP %)
ANCHOR POINTE	340	678	12	57	17%	2409	11	219	65%
BENNINGTON ELEMENTARY	375	866	12	73	20%	2671	11	243	65%
HERITAGE ELEMENTARY	447	1219	12	102	23%	2906	11	265	60%
PINE CREEK ELEMENTARY	536	1258	12	105	20%	3939	11	359	67%
STRATFORD ELEMENTARY	361	847	12	71	20%	2262	11	206	57%
MIDDLE SCHOOL	423	532	12	45	11%	3198	11	291	69%
SOUTH MIDDLE SCHOOL	583	705	12	59	10%	3816	11	347	60%
HIGH SCHOOL	988	782	12	66	7%	4313	11	393	40%

September 2023

SCHOOL	AVERAGE DAILY ATTENDANCE (ADA)	BREAKFAST				LUNCH			
		STUDENT BREAKFAST	OPERATING DAYS	Avg Daily Participation (ADP)	Avg Daily Participation (ADP %)	STUDENT LUNCH	OPERATING DAYS	Avg Daily Participation (ADP)	Avg Daily Participation (ADP %)
ANCHOR POINTE	349	1364	20	69	20%	4244	19	224	64%
BENNINGTON ELEMENTARY	372	1592	20	80	22%	4742	19	250	67%
HERITAGE ELEMENTARY	438	2304	20	116	27%	5211	19	275	63%
PINE CREEK ELEMENTARY	519	2716	20	136	26%	6976	19	368	71%
STRATFORD ELEMENTARY	357	1725	20	87	24%	4103	19	216	61%
MIDDLE SCHOOL	415	1221	20	62	15%	5683	19	300	72%
SOUTH MIDDLE SCHOOL	573	1501	20	76	13%	6455	19	340	59%
HIGH SCHOOL	967	1576	20	79	8%	7171	19	378	39%

October 2023

SCHOOL	AVERAGE DAILY ATTENDANCE (ADA)	BREAKFAST				LUNCH			
		STUDENT BREAKFAST	OPERATING DAYS	Avg Daily Participation (ADP)	Avg Daily Participation (ADP %)	STUDENT LUNCH	OPERATING DAYS	Avg Daily Participation (ADP)	Avg Daily Participation (ADP %)
ANCHOR POINTE	347	1219	20	61	18%	4239	19	224	65%
BENNINGTON ELEMENTARY	371	1598	20	80	22%	4535	19	239	65%
HERITAGE ELEMENTARY	435	2011	20	101	23%	5026	19	265	61%
PINE CREEK ELEMENTARY	531	2591	20	130	25%	6843	19	361	68%
STRATFORD ELEMENTARY	356	1629	50	82	23%	4140	19	218	61%
MIDDLE SCHOOL	429	1179	20	59	14%	5693	19	300	70%
SOUTH MIDDLE SCHOOL	580	1737	20	87	15%	6311	19	333	58%
HIGH SCHOOL	968	1764	20	89	9%	7191	19	379	39%

November 2023

SCHOOL	AVERAGE DAILY ATTENDANCE (ADA)	BREAKFAST				LUNCH			
		STUDENT BREAKFAST	OPERATING DAYS	Avg Daily Participation (ADP)	Avg Daily Participation (ADP %)	STUDENT LUNCH	OPERATING DAYS	Avg Daily Participation (ADP)	Avg Daily Participation (ADP %)
ANCHOR POINTE	349	1337	19	71	20%	4193	18	233	67%
BENNINGTON ELEMENTARY	368	1432	19	76	21%	4449	18	248	67%
HERITAGE ELEMENTARY	437	2191	19	116	27%	5084	18	283	65%
PINE CREEK ELEMENTARY	534	2667	19	141	26%	6647	18	370	69%
STRATFORD ELEMENTARY	355	1553	19	82	23%	4069	18	227	64%
MIDDLE SCHOOL	403	1083	19	57	11%	5256	18	292	73%
SOUTH MIDDLE SCHOOL	557	1331	19	71	13%	6300	18	350	63%
HIGH SCHOOL	936	1774	19	94	10%	6556	18	365	39%

December 2023

SCHOOL	AVERAGE DAILY ATTENDANCE (ADA)	BREAKFAST				LUNCH			
		STUDENT BREAKFAST	OPERATING DAYS	Avg Daily Participation (ADP)	Avg Daily Participation (ADP %)	STUDENT LUNCH	OPERATING DAYS	Avg Daily Participation (ADP)	Avg Daily Participation (ADP %)
ANCHOR POINTE	352	1055	15	70	20%	3097	13	238	68%
BENNINGTON ELEMENTARY	365	1007	15	67	18%	3188	13	245	67%
HERITAGE ELEMENTARY	439	1613	15	108	25%	3702	13	285	65%
PINE CREEK ELEMENTARY	535	1998	15	133	25%	4887	13	376	70%
STRATFORD ELEMENTARY	358	1118	15	75	21%	2873	13	221	62%
MIDDLE SCHOOL	400	828	15	55	14%	3557	13	274	68%
SOUTH MIDDLE SCHOOL	560	876	15	58	7%	4323	13	333	59%
HIGH SCHOOL	955	1436	15	96	10%	4684	13	360	38%

January 2024

SCHOOL	AVERAGE DAILY ATTENDANCE (ADA)	BREAKFAST				LUNCH			
		STUDENT BREAKFAST	OPERATING DAYS	Avg Daily Participation (ADP)	Avg Daily Participation (ADP %)	STUDENT LUNCH	OPERATING DAYS	Avg Daily Participation (ADP)	Avg Daily Participation (ADP %)
ANCHOR POINTE	353	1048	17	62	18%	3865	16	242	69%
BENNINGTON ELEMENTARY	369	988	17	58	16%	3868	16	242	66%
HERITAGE ELEMENTARY	435	1680	17	99	23%	4516	16	282	65%
PINE CREEK ELEMENTARY	535	2118	17	125	23%	5848	16	366	68%
STRATFORD ELEMENTARY	357	911	17	54	15%	3529	16	221	62%
MIDDLE SCHOOL	407	805	17	47	12%	4493	16	281	69%
SOUTH MIDDLE SCHOOL	562	981	17	58	10%	5197	16	325	58%
HIGH SCHOOL	958	1407	17	99	9%	5899	16	369	39%

February 2024

SCHOOL	AVERAGE DAILY ATTENDANCE (ADA)	BREAKFAST				LUNCH			
		STUDENT BREAKFAST	OPERATING DAYS	Avg Daily Participation (ADP)	Avg Daily Participation (ADP %)	STUDENT LUNCH	OPERATING DAYS	Avg Daily Participation (ADP)	Avg Daily Participation (ADP %)
ANCHOR POINTE	347	1154	18	64	19%	4081	17	240	69%
BENNINGTON ELEMENTARY	364	1009	18	56	15%	4261	17	251	69%
HERITAGE ELEMENTARY	427	1867	18	104	24%	4702	17	277	65%
PINE CREEK ELEMENTARY	530	2204	18	122	23%	6295	17	370	70%
STRATFORD ELEMENTARY	351	901	18	50	14%	3819	17	225	64%
MIDDLE SCHOOL	400	1113	18	62	16%	4770	17	281	70%
SOUTH MIDDLE SCHOOL	554	1141	18	63	12%	5496	17	323	58%
HIGH SCHOOL	947	1705	18	95	10%	5772	17	340	36%

March 2024

SCHOOL	AVERAGE DAILY ATTENDANCE (ADA)	BREAKFAST				LUNCH			
		STUDENT BREAKFAST	OPERATING DAYS	Avg Daily Participation (ADP)	Avg Daily Participation (ADP %)	STUDENT LUNCH	OPERATING DAYS	Avg Daily Participation (ADP)	Avg Daily Participation (ADP %)
ANCHOR POINTE	351	1319	16	82	24%	3649	15	243	69%
BENNINGTON ELEMENTARY	365	1160	16	73	20%	3753	15	250	69%
HERITAGE ELEMENTARY	430	1927	16	120	28%	4257	15	284	66%
PINE CREEK ELEMENTARY	528	2634	16	165	31%	5451	15	363	69%
STRATFORD ELEMENTARY	356	1027	16	64	18%	3393	15	226	64%
MIDDLE SCHOOL	403	1039	16	65	16%	4224	15	282	70%
SOUTH MIDDLE SCHOOL	543	1056	16	66	12%	4413	15	294	54%
HIGH SCHOOL	944	1552	16	97	10%	5545	15	370	39%

2024 -2025 Meal Prices

<u>Breakfast</u>	(K-5)	\$1.90 daily	\$9.50 weekly
	(6-8)	\$1.95 daily	\$9.75 weekly
	(9-12)	\$2.05 daily	\$10.25 weekly
	(Reduced)	\$0.30 daily	\$1.50 weekly
	(*Adult)	\$2.90 daily	\$14.50 weekly
<u>Lunch</u>	(K-5)	\$2.80 daily	\$14.00 weekly
	(6-8)	\$3.10 daily	\$15.50 weekly
	(9-12)	\$3.15 daily	\$15.75 weekly
	(Reduced)	\$0.40 daily	\$2.00 weekly
	(*Adult)	\$4.75 daily	\$23.75 weekly
<u>Milk</u>		\$0.55 each	\$2.75 weekly

*Please note, adult prices are subject to change. The minimum adult meal prices are released by the state agency in the summer.